

A-Level Uptake and Results, by School Type 2002-2008

Source: Inter-Awarding Body Statistics

Statistics Report Series No. 18

Tim Gill

February 2010

Research Division – Statistics Group
Assessment, Research and Development
Cambridge Assessment
1 Regent Street, Cambridge, CB2 1GG

Table of contents

- A-Level All Candidates by School Type
- A-Level by Subject Category:
 - ART
 - BIOLOGY
 - BUSINESS STUDIES
 - CHEMISTRY
 - CLASSICAL SUBJECTS
 - COMMUNICATION STUDIES
 - COMPUTING/INFORMATION
 - DESIGN AND TECHNOLOGY
 - DRAMA
 - ECONOMICS
 - ENGLISH LANGUAGE
 - ENGLISH LANGUAGE & LITERATURE
 - ENGLISH LITERATURE
 - FRENCH
 - GENERAL STUDIES
 - GEOGRAPHY
 - GERMAN
 - HISTORY
 - LAW
 - MATHEMATICS
 - MUSIC
 - PE/SPORT
 - PHYSICS
 - POLITICAL STUDIES
 - PSYCHOLOGY
 - RELIGIOUS STUDIES/EDUCATION
 - SOCIOLOGY
 - SPANISH

NOTE: The Inter-Awarding Body Statistics are the results for all candidates, of all ages, from all centres.

Introduction

This report presents the entries and results for all A-level subject categories in England, Northern Ireland and Wales for the years 2002 to 2008, broken down by type of school. The data was compiled from the Inter-Awarding Body Statistics produced by the Joint Council for Qualifications (JCQ)¹. Within each subject category there may be different specifications or indeed different qualifications. For instance, the Mathematics category includes Mathematics, Pure Mathematics, Further Mathematics and Statistics. Where individual subjects are of special interest, these are presented separately: for instance, the Social Science category has been broken down into Law, Political Studies, Psychology and Sociology only and the Modern Languages category into French, German and Spanish only.

The report starts with the entries and results for all subject categories together, followed by each category (or subject) separately. For each, the data are presented in the following order:

- Table and graph of entries by school type
- Tables of the numbers and percentages of candidates achieving each grade or better, by school type
- Graph of the percentage of candidates achieving each grade or better, by school type.

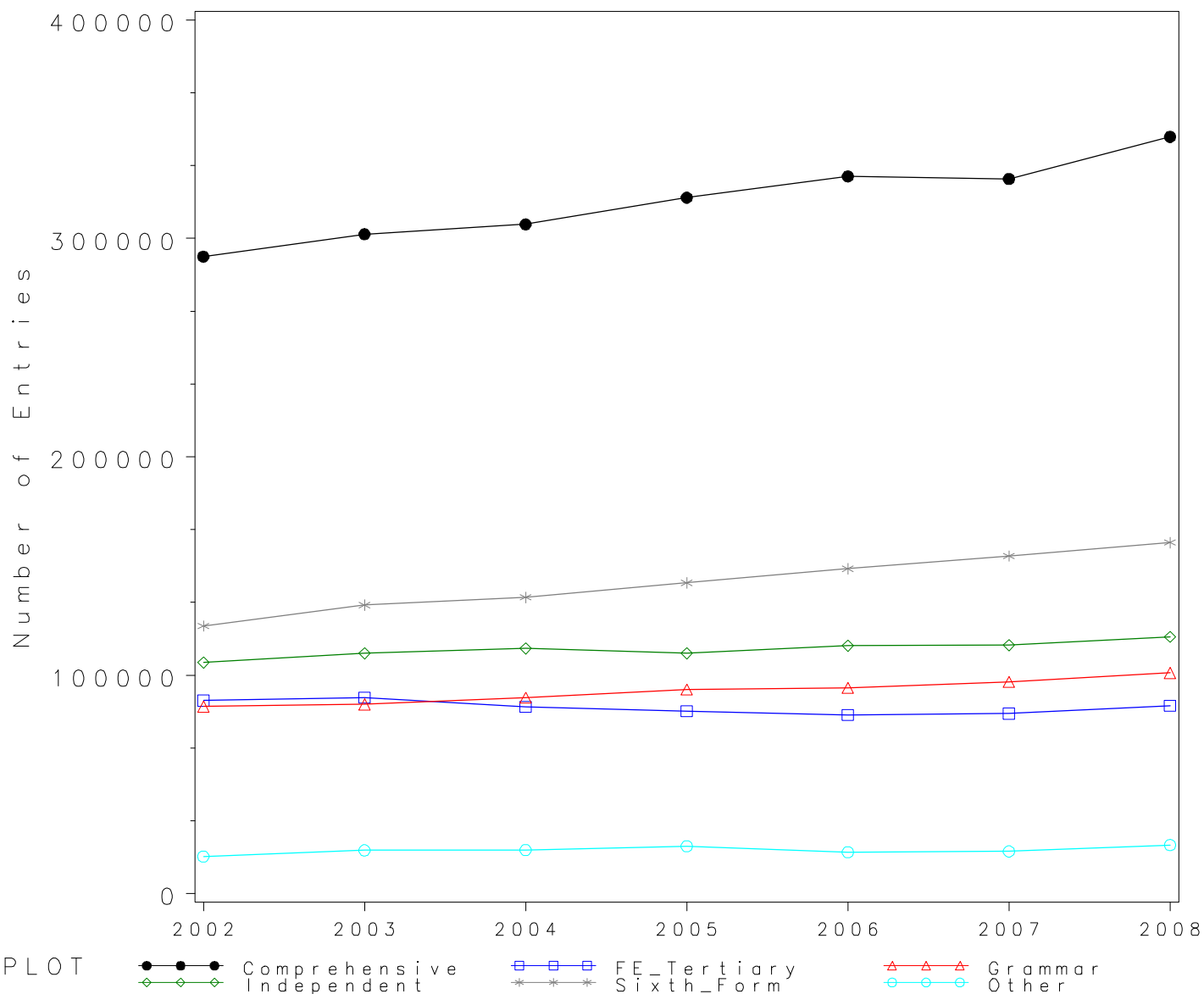
Please note that, for the purposes of this report, entries in secondary modern schools were included in the 'other' category, due to the very low number of A-level entries at these schools.

¹ See http://www.jcq.org.uk/national_results/alevels/. The school type categorisation was taken directly from the electronic versions of the Inter-Awarding Body Statistics provided each year to awarding bodies by the JCQ.

Numbers of GCE A Level entries in all subjects by school type 2002- 2008

schtype	2002	2003	2004	2005	2006	2007	2008
Comprehensive	291669	301957	306459	318677	328403	327225	346523
Grammar	85700	86683	89810	93495	94264	96960	101103
Independent	105858	109960	112193	109983	113547	113780	117625
Sixth Form	122558	132123	135665	142329	148779	154556	160758
FE/Tertiary	88385	89784	85514	83556	81815	82434	86029
Other	17027	19813	19935	21731	18965	19335	22248

GCE A Level All Subjects Entries by school type 2002–2008



*GCE A Level All Subjects Grade A by school type 2002- 2008
Cumulative Percentages*

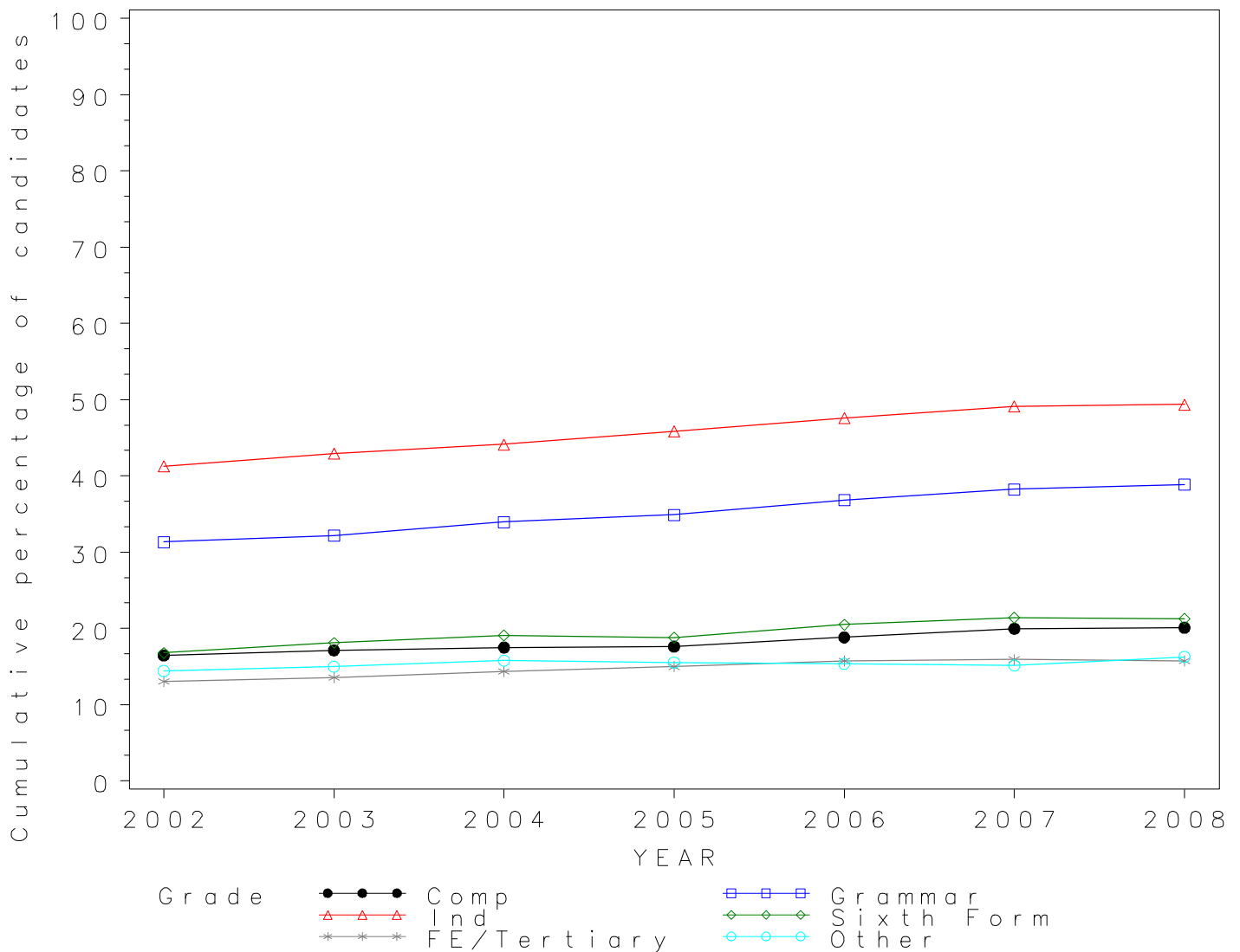
schtype	2002	2003	2004	2005	2006	2007	2008
Comprehensive	16.46	17.13	17.50	17.62	18.82	19.96	20.10
Grammar	31.33	32.17	33.96	34.90	36.83	38.24	38.89
Independent	41.25	42.95	44.14	45.84	47.59	49.14	49.38
Sixth Form	16.78	18.11	19.08	18.77	20.50	21.40	21.27
FE/Tertiary	13.05	13.56	14.35	14.99	15.75	15.92	15.74
Other	14.42	14.99	15.78	15.53	15.36	15.14	16.27

Cumulative Numbers

schtype	2002	2003	2004	2005	2006	2007	2008
Comprehensive	48011	51719	53633	56146	61808	65314	69635
Grammar	26848	27883	30498	32632	34717	37081	39318
Independent	43662	47232	49524	50414	54037	55913	58082
Sixth Form	20564	23922	25885	26719	30498	33070	34191
FE/Tertiary	11536	12175	12272	12522	12884	13123	13540
Other	2456	2969	3145	3374	2913	2927	3619

GCE A Level All Subjects 2002–2008

Cumulative % at Grade A by school type



*GCE A Level All Subjects Grade B by school type 2002- 2008
Cumulative Percentages*

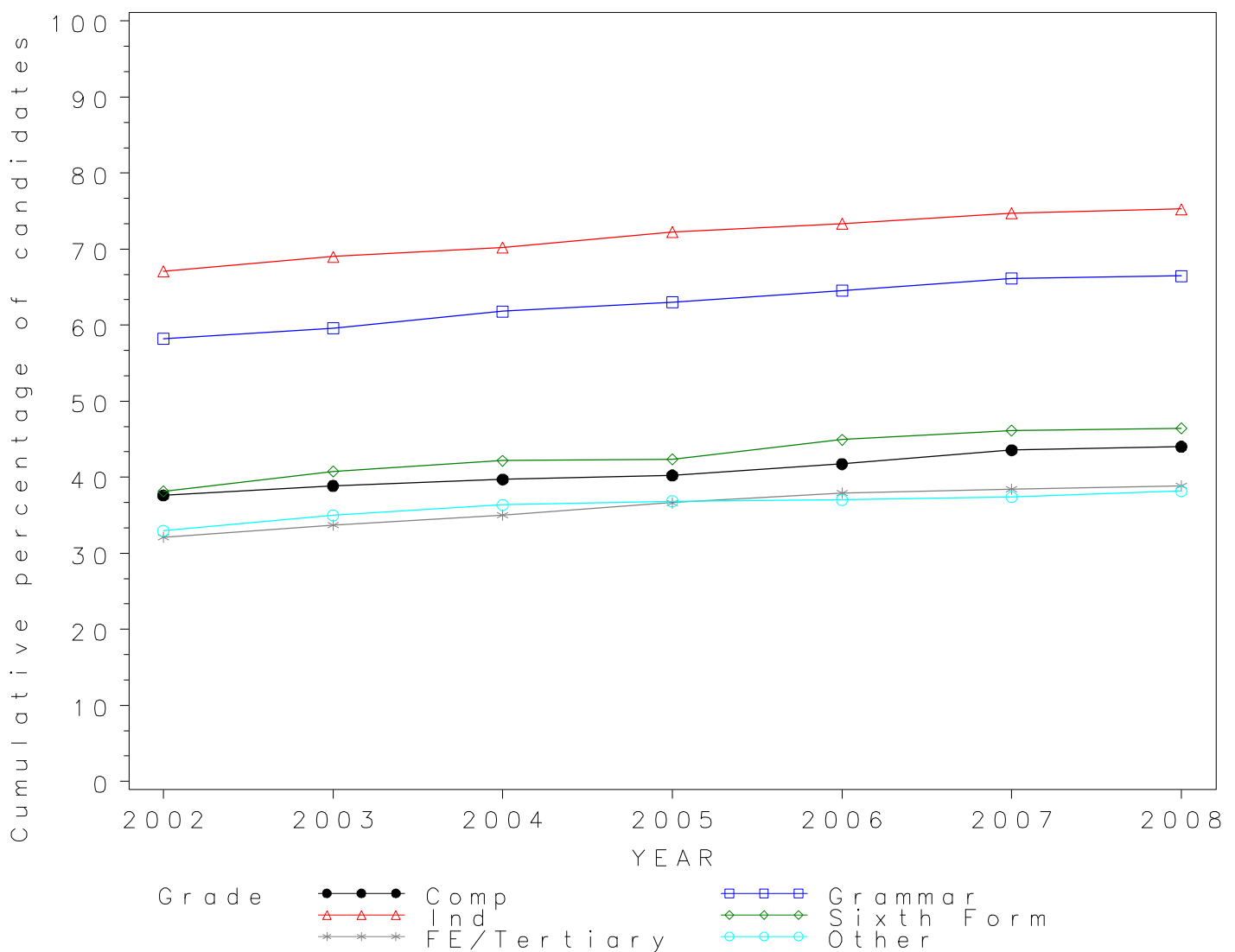
schtype	2002	2003	2004	2005	2006	2007	2008
Comprehensive	37.61	38.86	39.70	40.24	41.73	43.56	44.02
Grammar	58.19	59.60	61.82	63.00	64.53	66.11	66.47
Independent	67.06	69.01	70.23	72.26	73.34	74.73	75.27
Sixth Form	38.14	40.76	42.17	42.37	44.94	46.13	46.45
FE/Tertiary	32.11	33.72	35.02	36.64	37.92	38.41	38.85
Other	32.95	34.97	36.35	36.85	37.02	37.40	38.18

Cumulative Numbers

schtype	2002	2003	2004	2005	2006	2007	2008
Comprehensive	109693	117343	121673	128225	137049	142531	152531
Grammar	49872	51659	55519	58906	60824	64105	67199
Independent	70993	75887	78791	79470	83280	85024	88542
Sixth Form	46748	53849	57213	60300	66863	71289	74665
FE/Tertiary	28377	30278	29951	30615	31025	31665	33420
Other	5611	6929	7246	8007	7020	7231	8494

GCE A Level All Subjects 2002–2008

Cumulative % at Grade B by school type



*GCE A Level All Subjects Grade C by school type 2002- 2008
Cumulative Percentages*

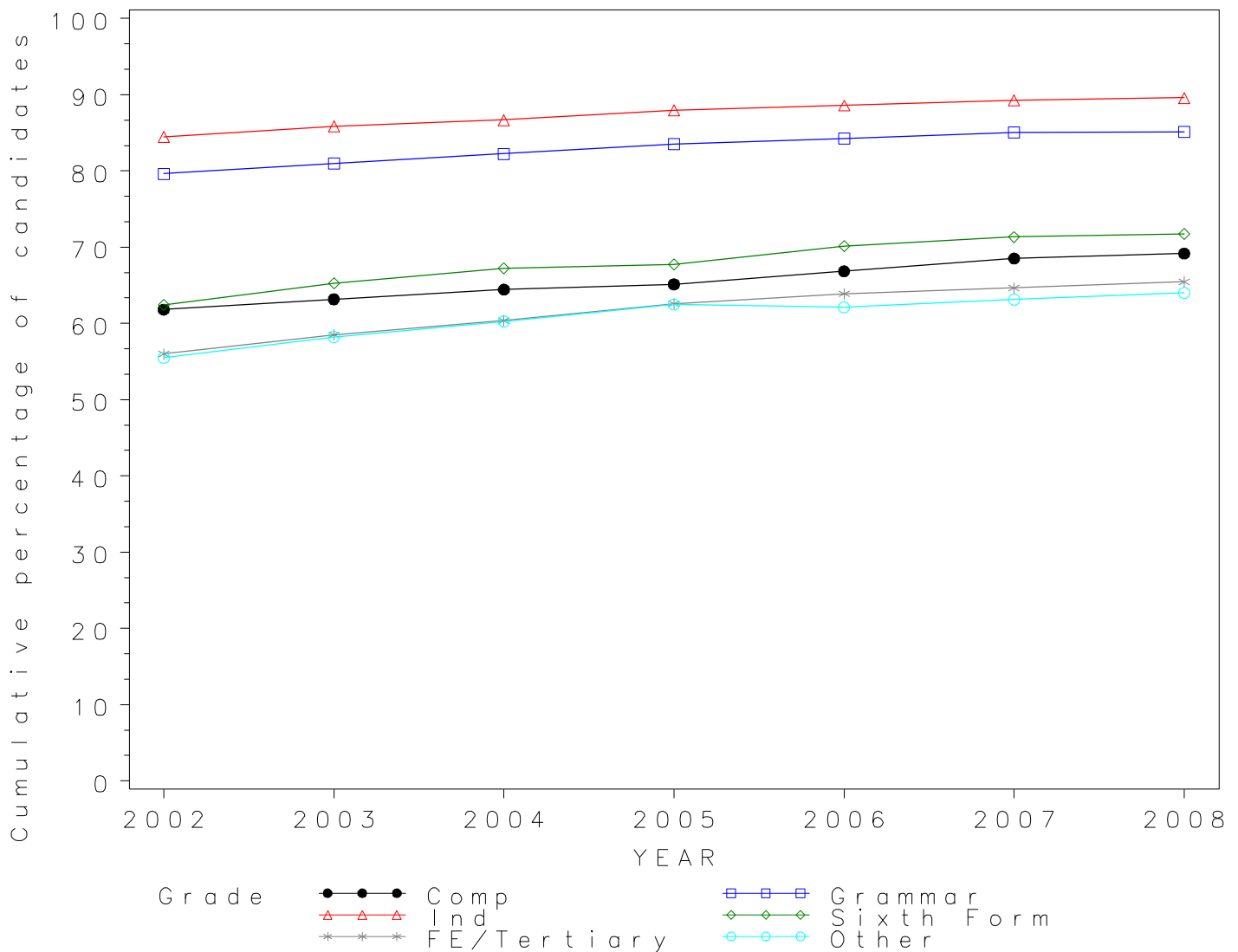
schtype	2002	2003	2004	2005	2006	2007	2008
Comprehensive	61.82	63.17	64.45	65.13	66.85	68.53	69.17
Grammar	79.63	80.96	82.25	83.55	84.25	85.07	85.13
Independent	84.45	85.87	86.69	87.96	88.59	89.28	89.60
Sixth Form	62.44	65.27	67.26	67.76	70.12	71.34	71.74
FE/Tertiary	56.00	58.53	60.37	62.57	63.91	64.65	65.46
Other	55.49	58.23	60.26	62.49	62.11	63.13	64.01

Cumulative Numbers

schtype	2002	2003	2004	2005	2006	2007	2008
Comprehensive	180310	190753	197512	207560	219537	224231	239687
Grammar	68243	70176	73868	78115	79422	82485	86065
Independent	89396	94420	97263	96740	100592	101581	105388
Sixth Form	76531	86237	91242	96443	104322	110263	115334
FE/Tertiary	49495	52550	51625	52277	52288	53294	56318
Other	9449	11538	12013	13579	11780	12206	14241

GCE A Level All Subjects 2002–2008

Cumulative % at Grade C by school type



*GCE A Level All Subjects Grade D by school type 2002- 2008
Cumulative Percentages*

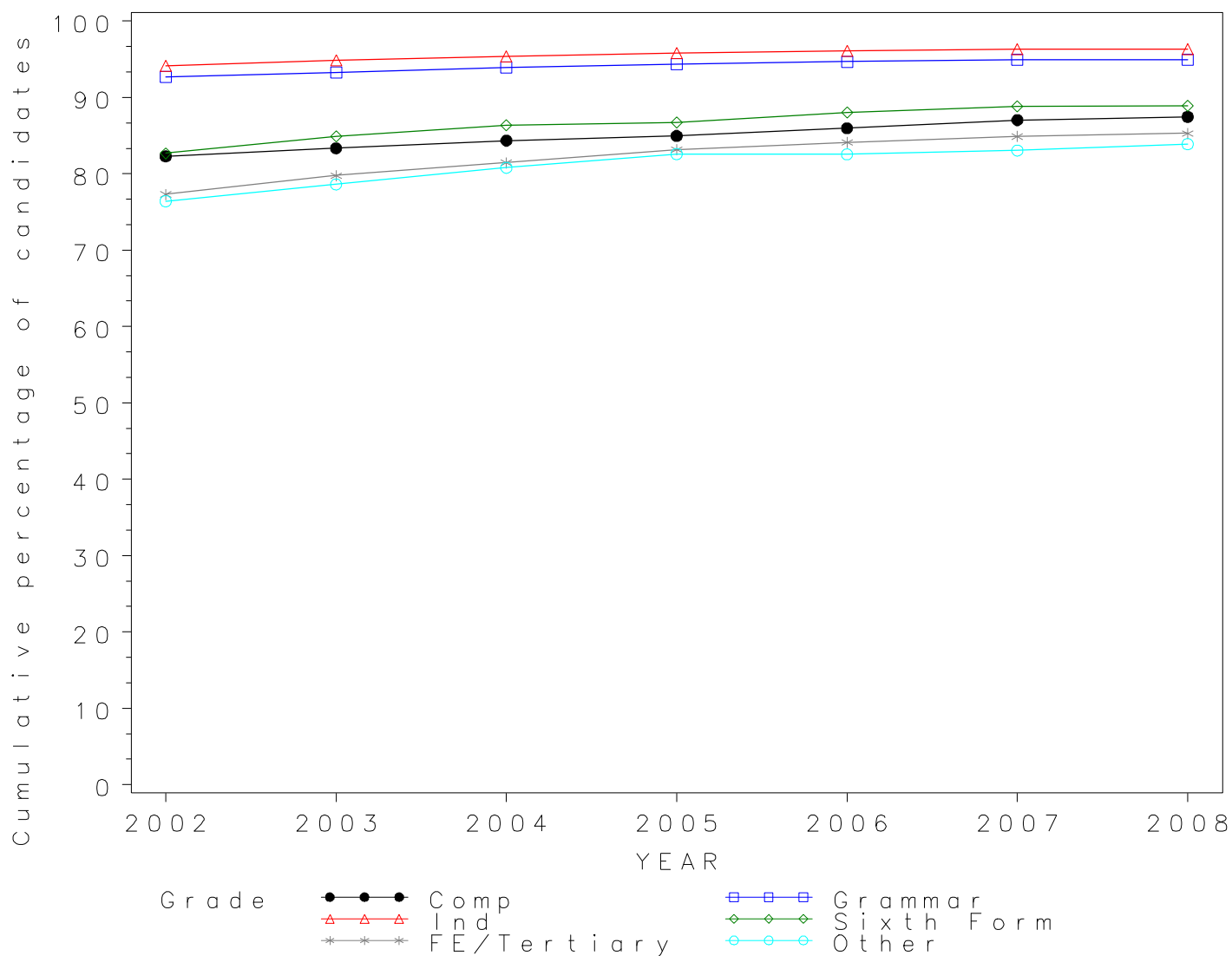
schtype	2002	2003	2004	2005	2006	2007	2008
Comprehensive	82.29	83.34	84.35	84.97	85.97	87.04	87.46
Grammar	92.68	93.25	93.91	94.35	94.69	94.93	94.95
Independent	94.15	94.89	95.37	95.79	96.10	96.31	96.35
Sixth Form	82.69	84.89	86.38	86.75	88.03	88.86	88.93
FE/Tertiary	77.31	79.77	81.45	83.15	84.10	84.88	85.30
Other	76.41	78.62	80.80	82.60	82.56	83.06	83.90

Cumulative Numbers

schtype	2002	2003	2004	2005	2006	2007	2008
Comprehensive	240023	251664	258502	270765	282334	284830	303084
Grammar	79427	80833	84344	88213	89254	92040	96000
Independent	99663	104341	107001	105358	109119	109579	113326
Sixth Form	101347	112158	117186	123466	130970	137338	142965
FE/Tertiary	68333	71623	69654	69473	68807	69972	73382
Other	13011	15576	16108	17950	15657	16060	18665

GCE A Level All Subjects 2002–2008

Cumulative % at Grade D by school type



*GCE A Level All Subjects Grade E by school type 2002- 2008
Cumulative Percentages*

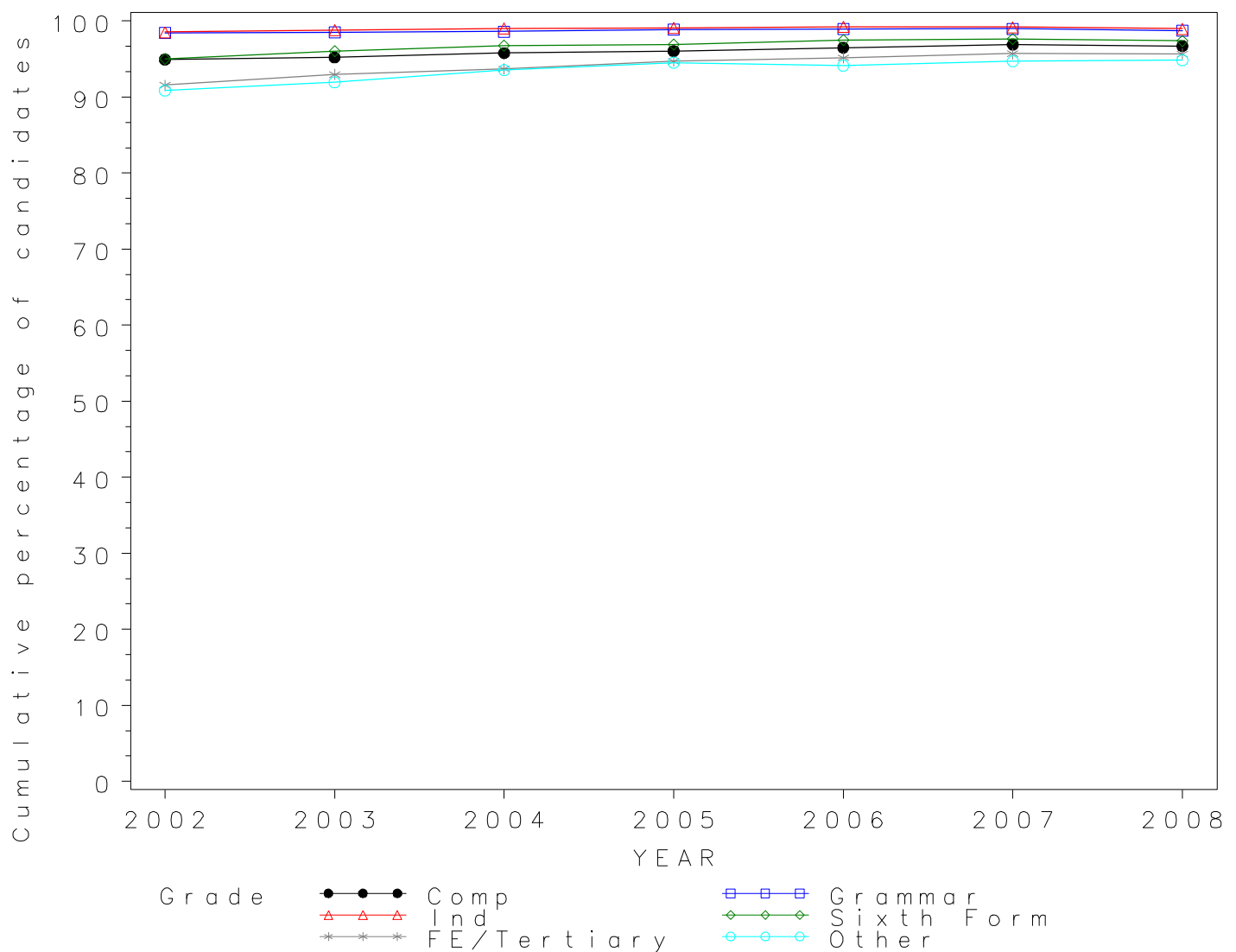
schtype	2002	2003	2004	2005	2006	2007	2008
Comprehensive	94.95	95.22	95.79	96.05	96.50	96.91	96.71
Grammar	98.42	98.52	98.62	98.87	98.96	98.98	98.75
Independent	98.54	98.81	99.02	99.09	99.25	99.19	98.98
Sixth Form	95.01	96.04	96.76	96.91	97.52	97.63	97.39
FE/Tertiary	91.57	92.96	93.72	94.70	95.15	95.72	95.65
Other	90.86	91.94	93.55	94.53	94.15	94.72	94.85

Cumulative Numbers

schtype	2002	2003	2004	2005	2006	2007	2008
Comprehensive	276932	287516	293545	306093	316902	317109	335139
Grammar	84345	85399	88573	92443	93281	95974	99841
Independent	104311	108648	111099	108983	112691	112864	116424
Sixth Form	116447	126894	131269	137937	145087	150887	156555
FE/Tertiary	80931	83465	80141	79128	77847	78904	82290
Other	15471	18216	18650	20543	17855	18314	21102

GCE A Level All Subjects 2002–2008

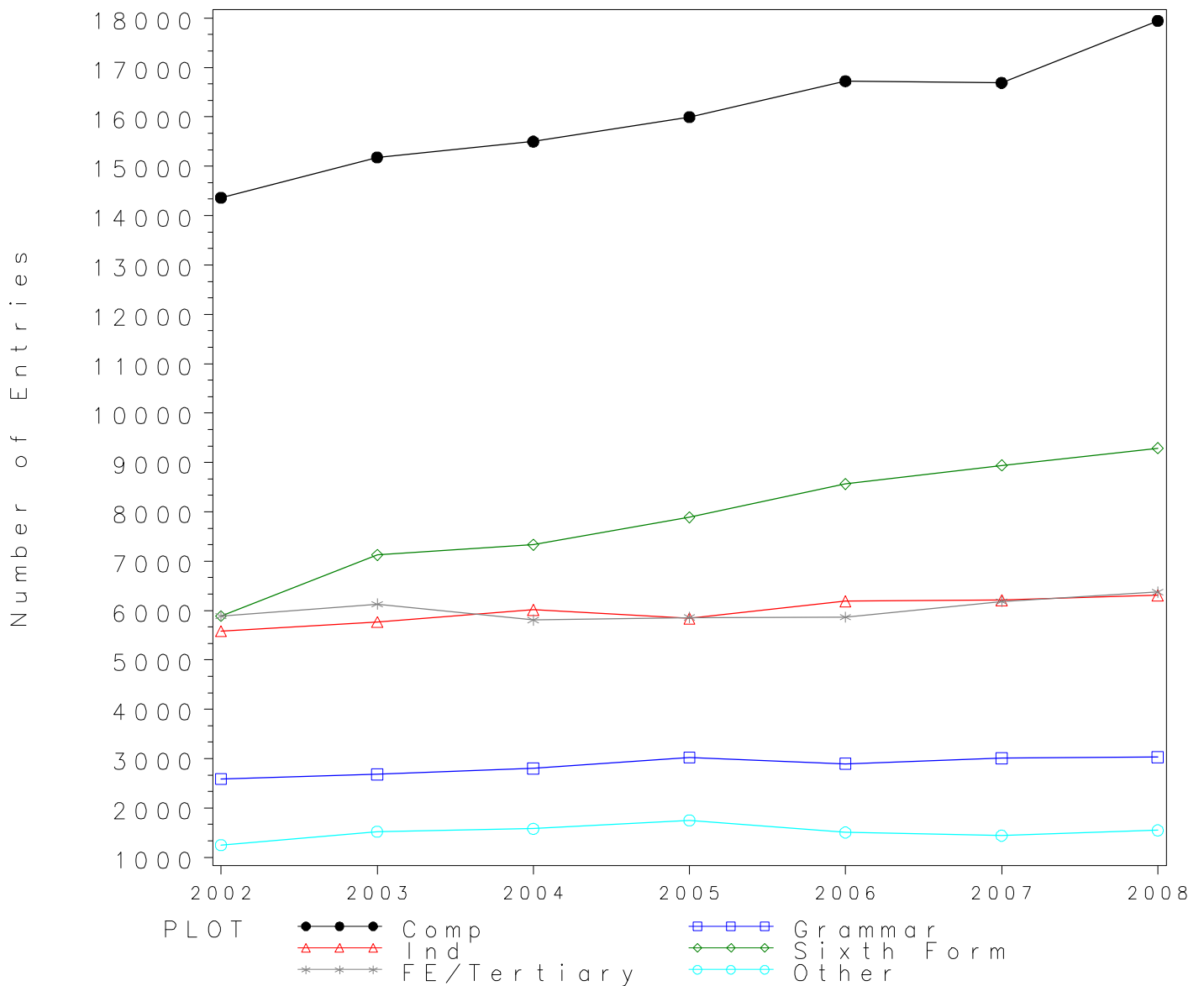
Cumulative % at Grade E by school type



Numbers of GCE A Level entries in ART by school type 2002- 2008

schtype	2002	2003	2004	2005	2006	2007	2008
Comprehensive	14365	15178	15500	15998	16723	16690	17946
Grammar	2589	2683	2800	3025	2896	3009	3028
Independent	5585	5769	6015	5841	6191	6213	6306
Sixth Form	5891	7128	7334	7887	8564	8941	9290
FE/Tertiary	5887	6131	5805	5859	5868	6181	6374
Other	1249	1520	1579	1749	1505	1440	1547

GCE A Level ART Entries by school type 2002–2008



*GCE A Level ART Grade A by school type 2002- 2008
Cumulative Percentages*

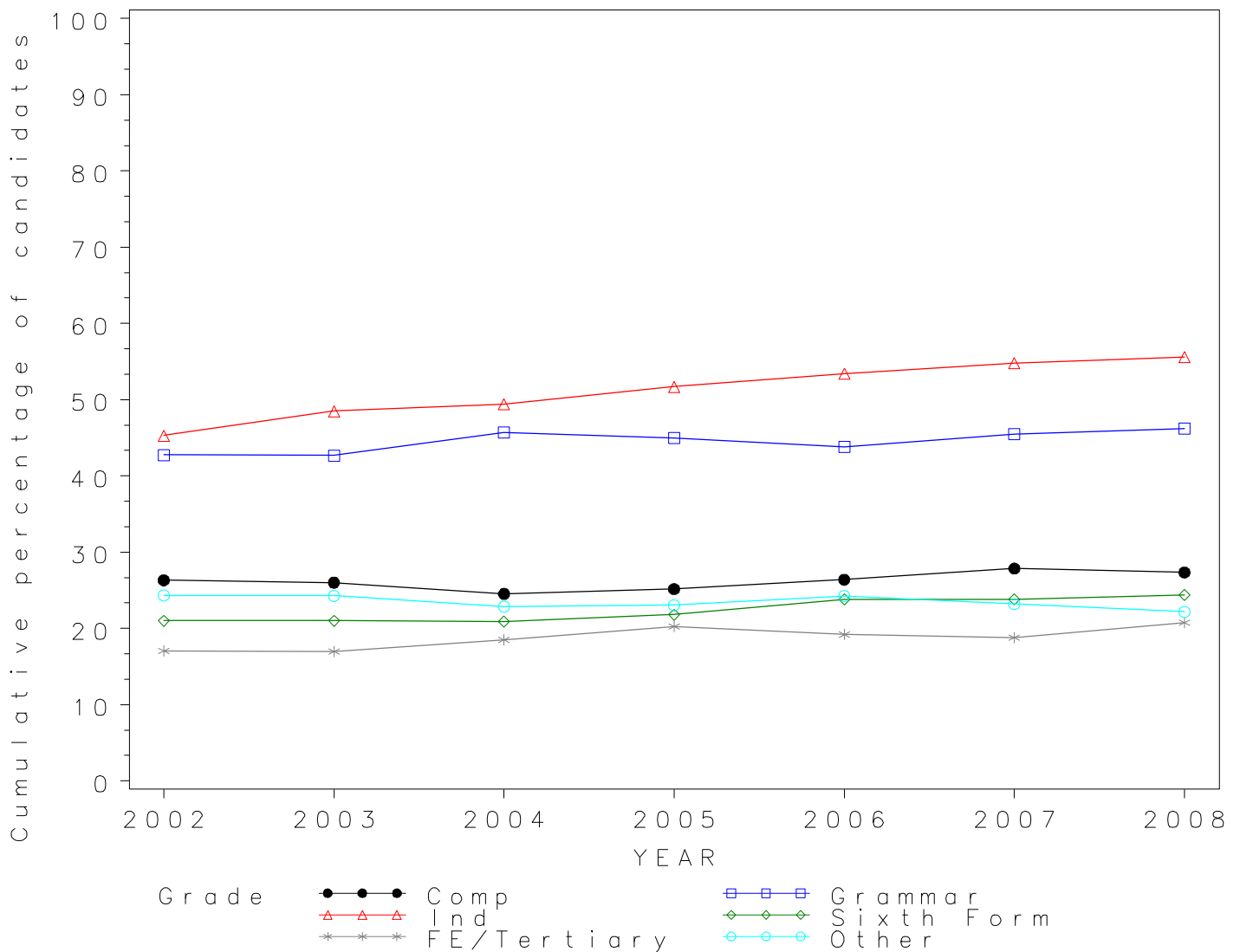
schtype	2002	2003	2004	2005	2006	2007	2008
Comprehensive	26.31	26.01	24.54	25.17	26.39	27.86	27.34
Grammar	42.76	42.68	45.71	44.99	43.82	45.46	46.24
Independent	45.30	48.50	49.40	51.70	53.40	54.80	55.60
Sixth Form	21.00	21.00	20.90	21.80	23.80	23.80	24.40
FE/Tertiary	17.05	17.00	18.48	20.24	19.21	18.80	20.76
Other	24.34	24.28	22.86	23.04	24.25	23.19	22.17

Cumulative Numbers

schtype	2002	2003	2004	2005	2006	2007	2008
Comprehensive	3780	3948	3803	4026	4414	4649	4906
Grammar	1107	1145	1280	1361	1269	1368	1400
Independent	2530	2798	2971	3020	3306	3405	3506
Sixth Form	1237	1497	1533	1719	2038	2128	2267
FE/Tertiary	1004	1042	1073	1186	1127	1162	1323
Other	304	369	361	403	365	334	343

GCE A Level ART 2002–2008

Cumulative % at Grade A by school type



*GCE A Level ART Grade B by school type 2002- 2008
Cumulative Percentages*

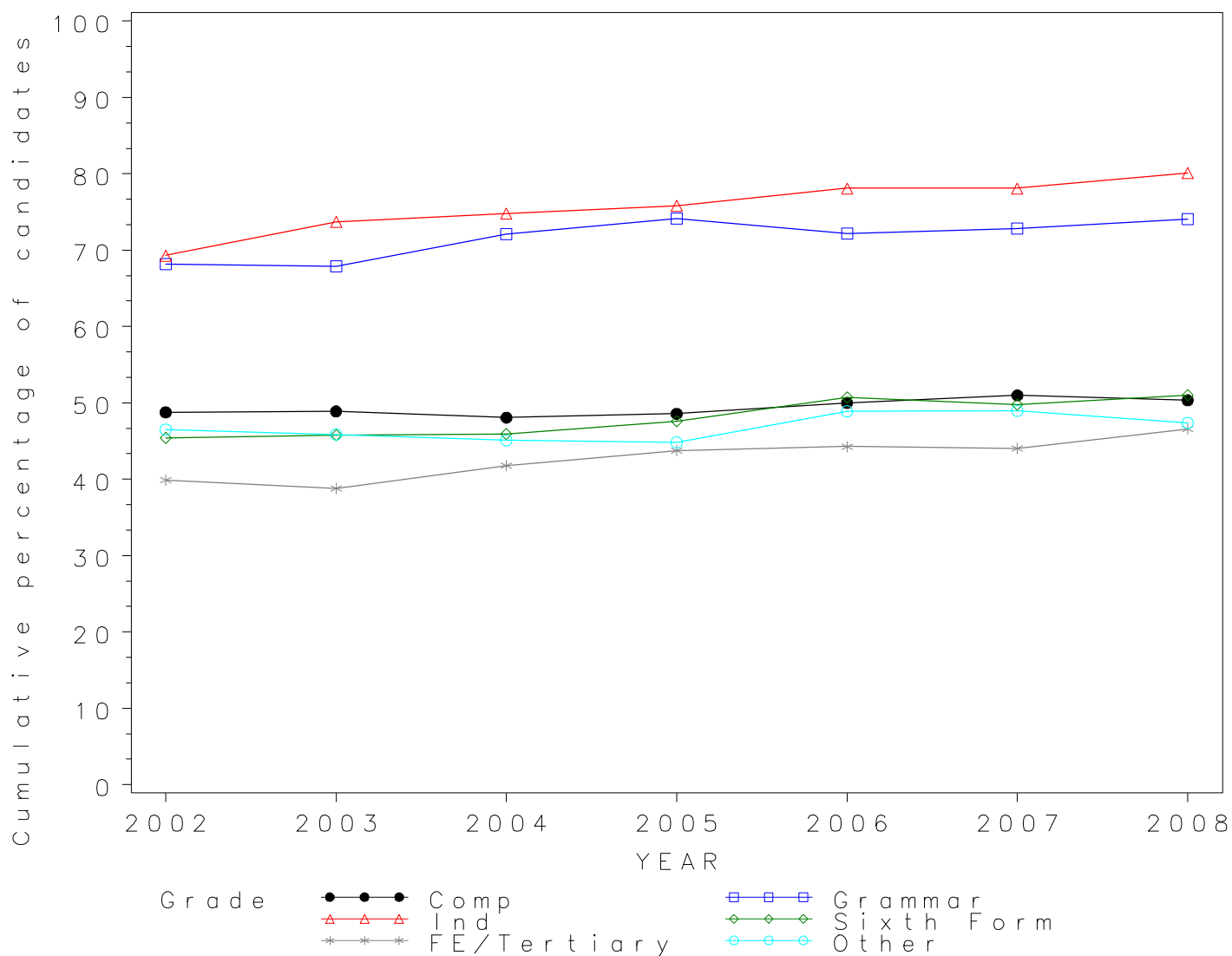
schtype	2002	2003	2004	2005	2006	2007	2008
Comprehensive	48.76	48.89	48.06	48.57	50.00	50.99	50.35
Grammar	68.17	67.87	72.11	74.12	72.17	72.85	74.08
Independent	69.30	73.70	74.80	75.80	78.10	78.10	80.10
Sixth Form	45.40	45.80	45.90	47.60	50.70	49.80	51.00
FE/Tertiary	39.90	38.80	41.77	43.73	44.27	44.05	46.56
Other	46.52	45.86	45.09	44.83	48.90	48.96	47.38

Cumulative Numbers

schtype	2002	2003	2004	2005	2006	2007	2008
Comprehensive	7005	7420	7450	7770	8361	8510	9035
Grammar	1765	1821	2019	2242	2090	2192	2243
Independent	3870	4252	4499	4427	4835	4852	5051
Sixth Form	2675	3265	3366	3754	4342	4453	4738
FE/Tertiary	2349	2379	2425	2562	2598	2723	2968
Other	581	697	712	784	736	705	733

GCE A Level ART 2002–2008

Cumulative % at Grade B by school type



*GCE A Level ART Grade C by school type 2002- 2008
Cumulative Percentages*

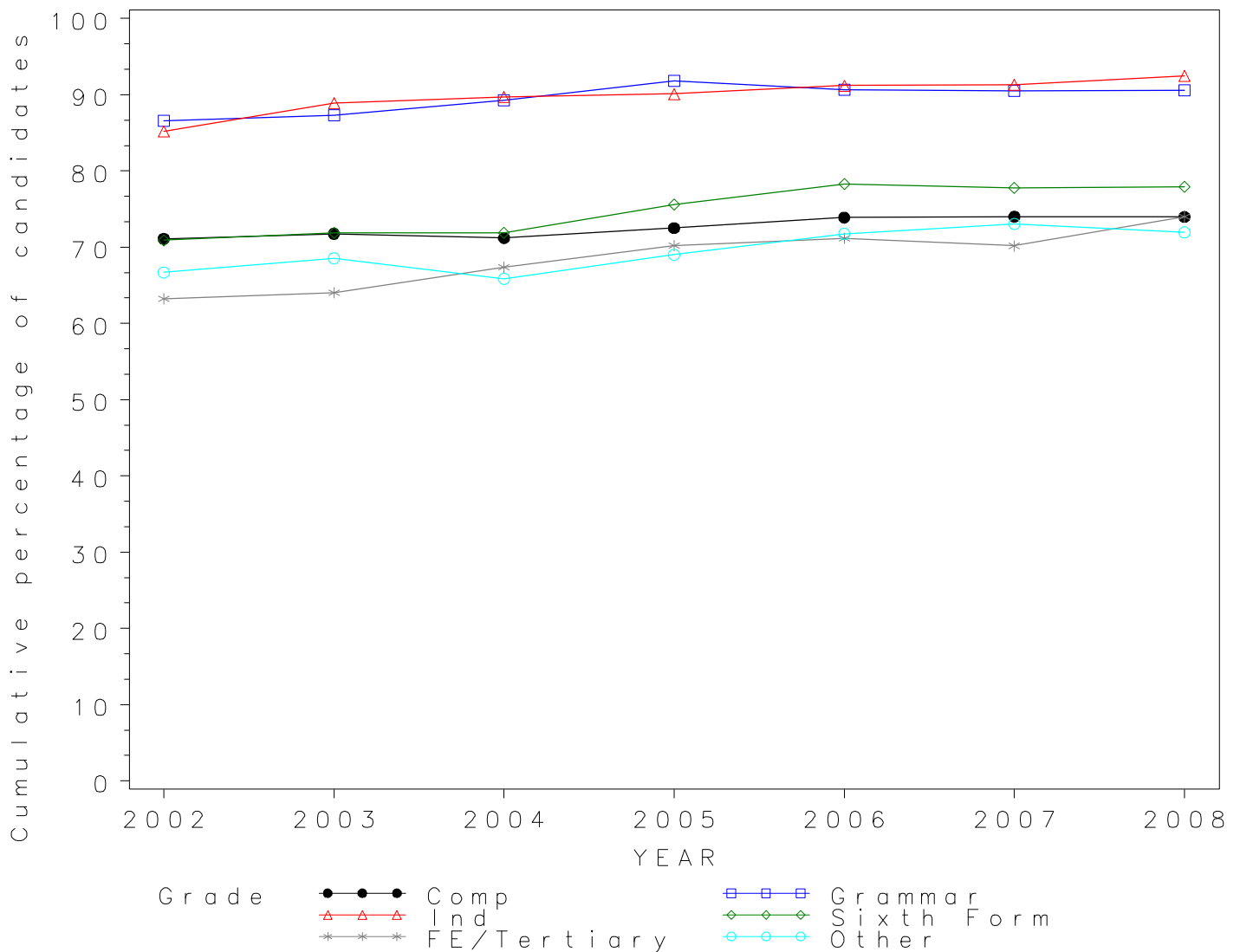
schtype	2002	2003	2004	2005	2006	2007	2008
Comprehensive	71.10	71.76	71.20	72.52	73.89	74.01	73.98
Grammar	86.60	87.33	89.29	91.80	90.64	90.53	90.55
Independent	85.20	88.90	89.70	90.10	91.20	91.30	92.50
Sixth Form	70.90	71.90	71.90	75.60	78.30	77.80	77.90
FE/Tertiary	63.22	64.05	67.39	70.22	71.18	70.18	74.02
Other	66.69	68.55	65.86	69.01	71.76	73.06	71.95

Cumulative Numbers

schtype	2002	2003	2004	2005	2006	2007	2008
Comprehensive	10214	10892	11036	11601	12357	12352	13276
Grammar	2242	2343	2500	2777	2625	2724	2742
Independent	4758	5129	5395	5263	5646	5672	5833
Sixth Form	4177	5125	5273	5963	6706	6956	7237
FE/Tertiary	3722	3927	3912	4114	4177	4338	4718
Other	833	1042	1040	1207	1080	1052	1113

GCE A Level ART 2002–2008

Cumulative % at Grade C by school type



*GCE A Level ART Grade D by school type 2002- 2008
Cumulative Percentages*

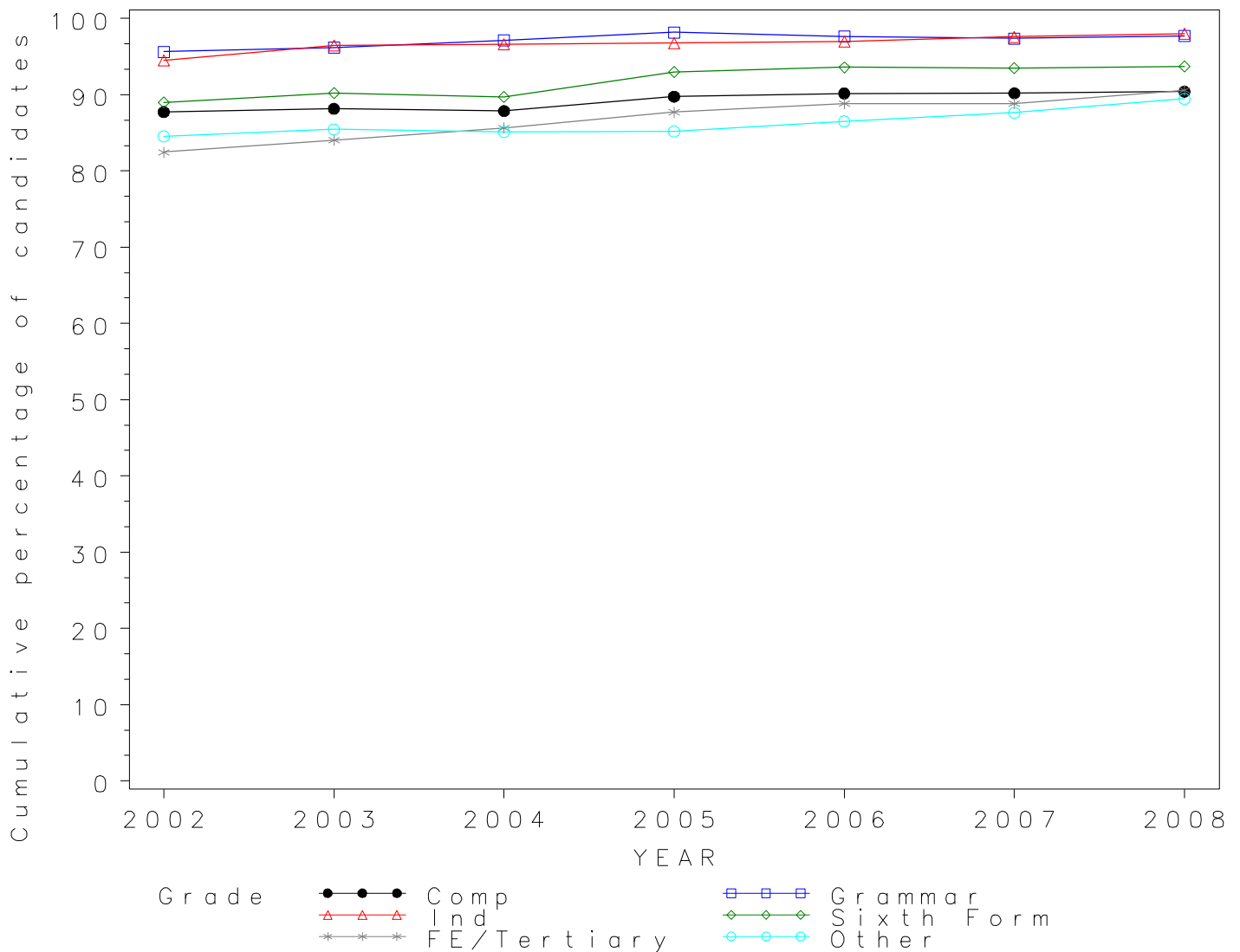
schtype	2002	2003	2004	2005	2006	2007	2008
Comprehensive	87.73	88.16	87.86	89.75	90.17	90.19	90.40
Grammar	95.64	96.16	97.14	98.18	97.65	97.37	97.72
Independent	94.50	96.50	96.60	96.80	97.00	97.60	98.00
Sixth Form	89.00	90.20	89.70	93.00	93.60	93.50	93.70
FE/Tertiary	82.47	84.03	85.65	87.71	88.82	88.84	90.57
Other	84.55	85.46	85.12	85.19	86.51	87.64	89.46

Cumulative Numbers

schtype	2002	2003	2004	2005	2006	2007	2008
Comprehensive	12603	13381	13619	14358	15079	15053	16223
Grammar	2476	2580	2720	2970	2828	2930	2959
Independent	5278	5567	5810	5654	6005	6064	6180
Sixth Form	5243	6429	6579	7335	8016	8360	8705
FE/Tertiary	4855	5152	4972	5139	5212	5491	5773
Other	1056	1299	1344	1490	1302	1262	1384

GCE A Level ART 2002–2008

Cumulative % at Grade D by school type



*GCE A Level ART Grade E by school type 2002- 2008
Cumulative Percentages*

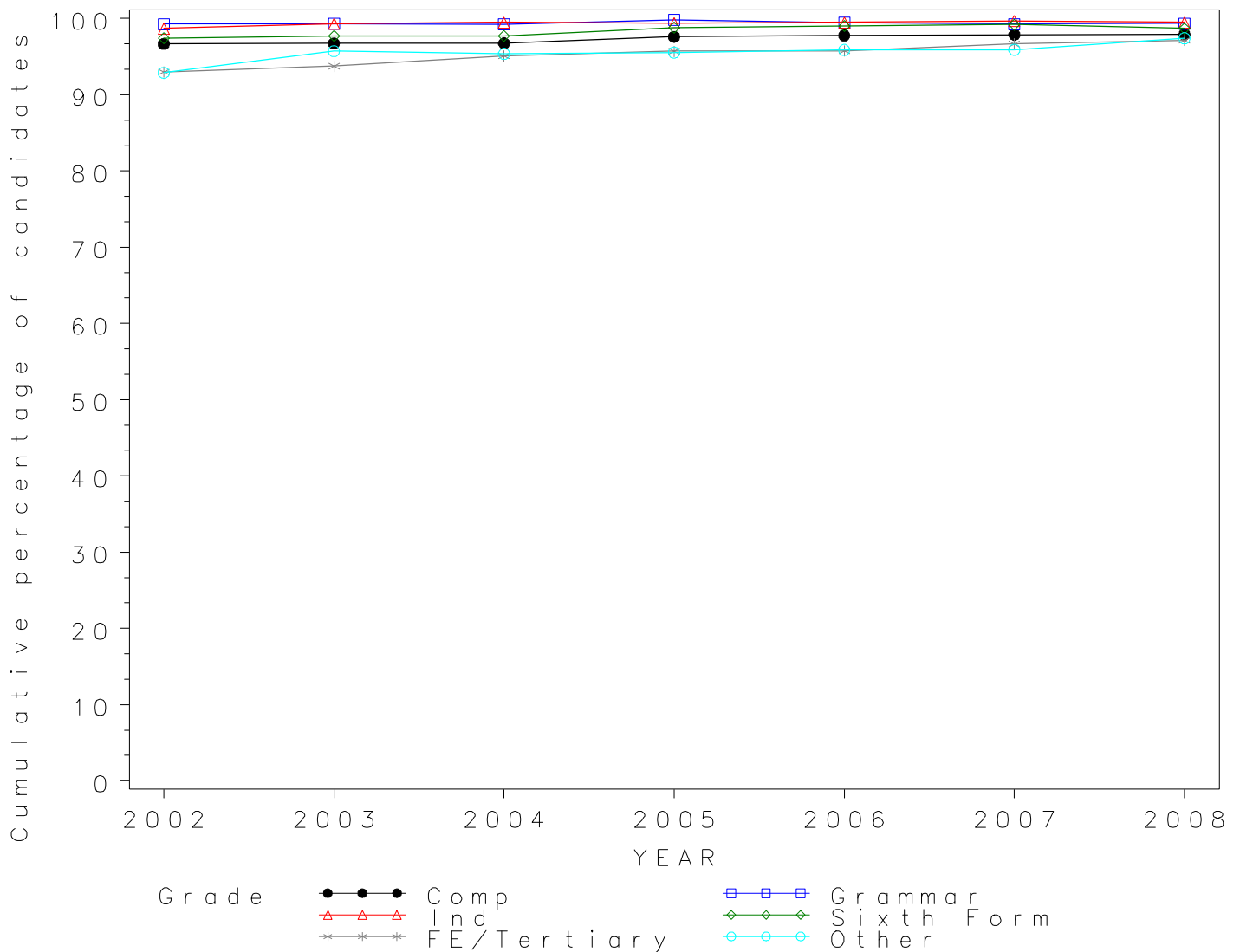
schtype	2002	2003	2004	2005	2006	2007	2008
Comprehensive	96.67	96.74	96.75	97.61	97.78	97.88	97.90
Grammar	99.27	99.33	99.25	99.83	99.45	99.27	99.34
Independent	98.70	99.30	99.50	99.40	99.50	99.70	99.50
Sixth Form	97.40	97.70	97.70	98.80	99.00	99.20	98.70
FE/Tertiary	93.00	93.75	95.07	95.72	95.74	96.67	97.11
Other	92.87	95.72	95.38	95.54	95.88	95.90	97.41

Cumulative Numbers

schtype	2002	2003	2004	2005	2006	2007	2008
Comprehensive	13886	14683	14997	15615	16352	16336	17569
Grammar	2570	2665	2779	3020	2880	2987	3008
Independent	5512	5729	5985	5806	6160	6194	6274
Sixth Form	5738	6964	7165	7792	8478	8869	9169
FE/Tertiary	5475	5748	5519	5608	5618	5975	6190
Other	1160	1455	1506	1671	1443	1381	1507

GCE A Level ART 2002–2008

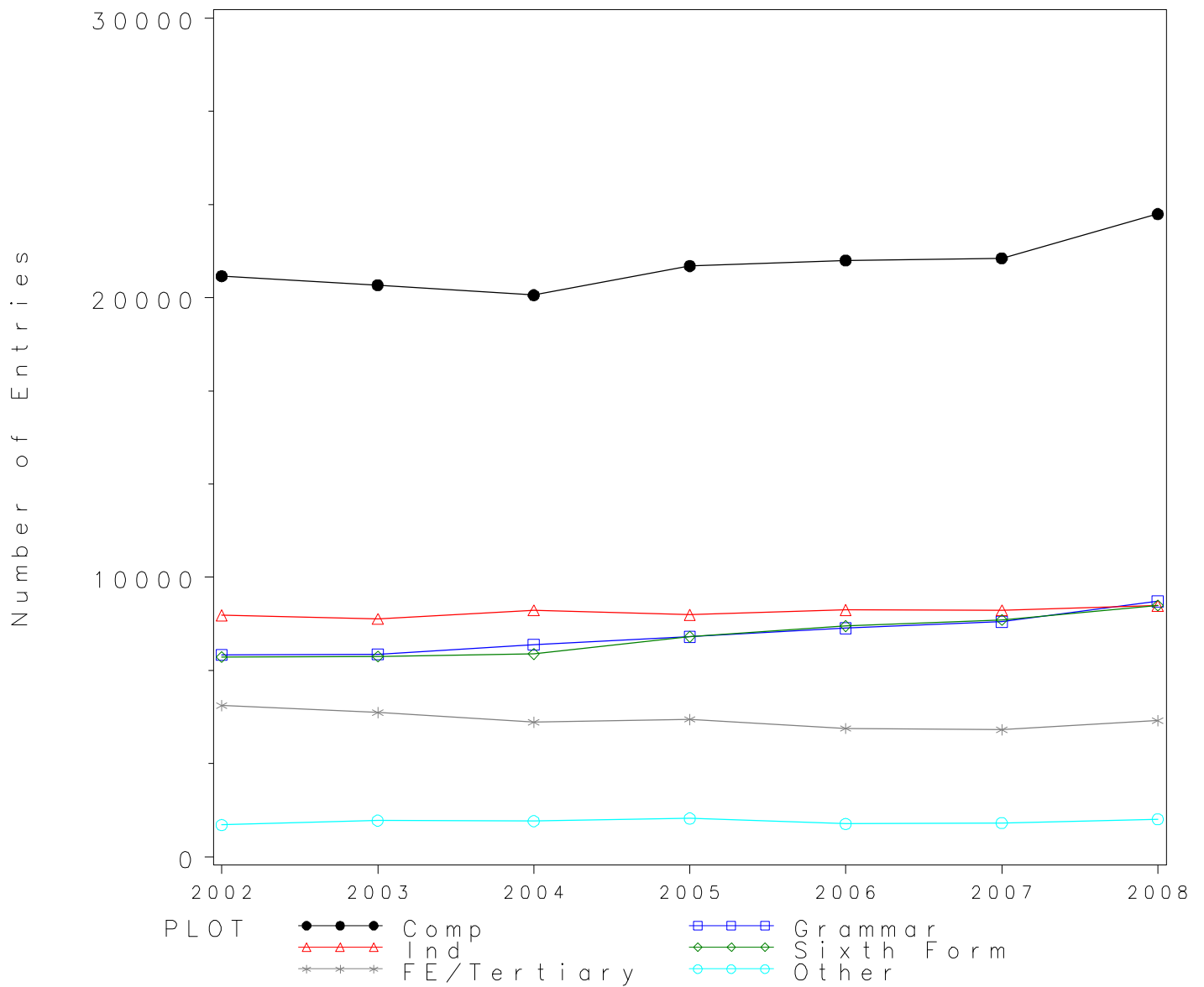
Cumulative % at Grade E by school type



Numbers of GCE A Level entries in BIOLOGY by school type 2002- 2008

schtype	2002	2003	2004	2005	2006	2007	2008
Comprehensive	20770	20447	20092	21133	21334	21413	22993
Grammar	7224	7247	7587	7871	8172	8403	9133
Independent	8633	8514	8820	8654	8832	8817	8989
Sixth Form	7145	7169	7250	7868	8252	8474	8990
FE/Tertiary	5407	5158	4812	4914	4593	4546	4867
Other	1137	1294	1275	1369	1176	1207	1344

GCE A Level BIOLOGY Entries by school type 2002–2008



*GCE A Level BIOLOGY Grade A by school type 2002-2008
Cumulative Percentages*

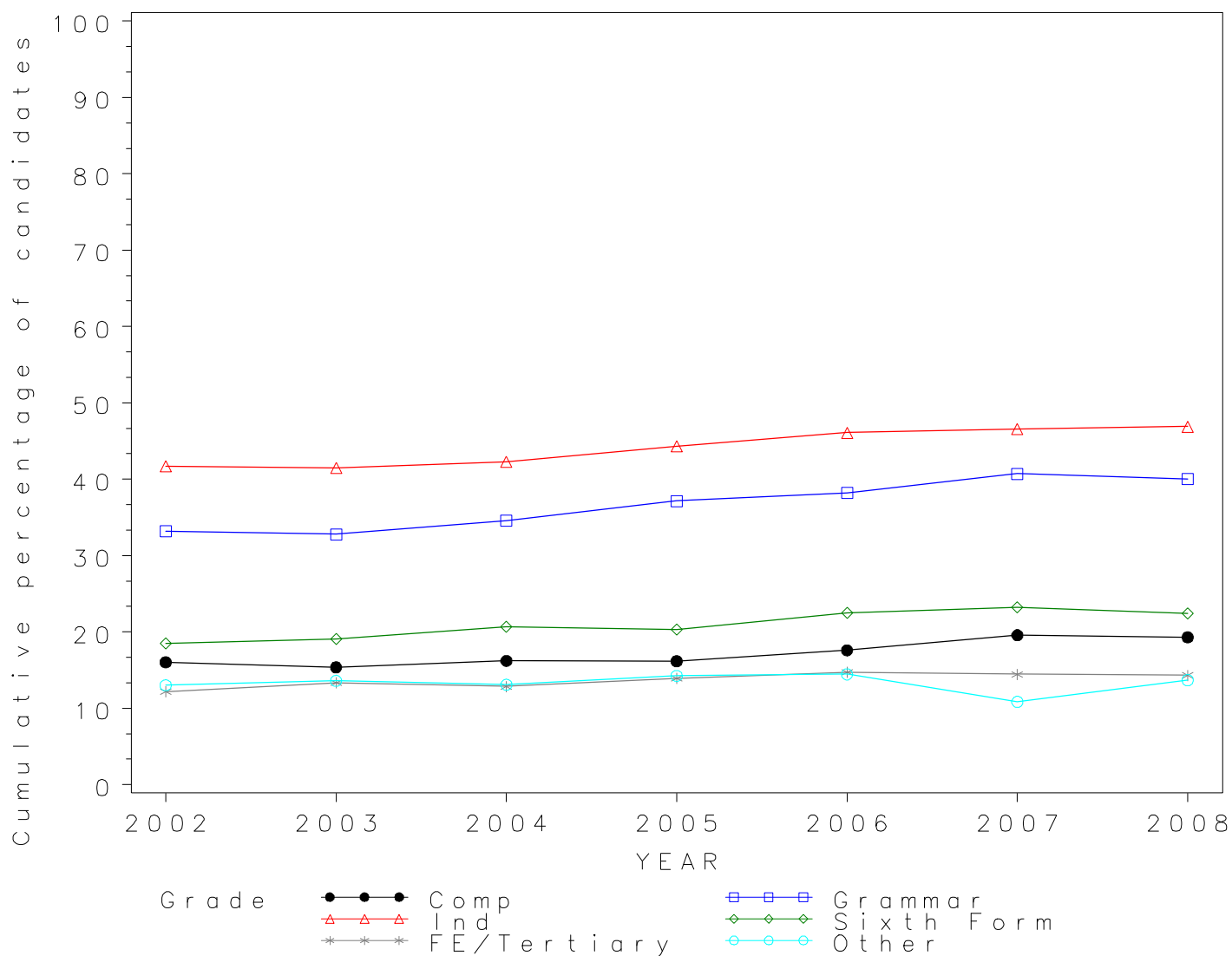
schtype	2002	2003	2004	2005	2006	2007	2008
Comprehensive	16.03	15.37	16.21	16.17	17.59	19.57	19.30
Grammar	33.21	32.79	34.55	37.15	38.20	40.72	40.05
Independent	41.70	41.50	42.30	44.30	46.10	46.60	46.90
Sixth Form	18.50	19.10	20.70	20.30	22.50	23.20	22.40
FE/Tertiary	12.15	13.32	12.86	13.90	14.72	14.45	14.32
Other	13.02	13.60	13.10	14.24	14.46	10.85	13.69

Cumulative Numbers

schtype	2002	2003	2004	2005	2006	2007	2008
Comprehensive	3329	3142	3257	3417	3753	4191	4438
Grammar	2399	2376	2621	2924	3122	3422	3658
Independent	3600	3533	3731	3834	4072	4109	4216
Sixth Form	1322	1369	1501	1597	1857	1966	2014
FE/Tertiary	657	687	619	683	676	657	697
Other	148	176	167	195	170	131	184

GCE A Level BIOLOGY 2002–2008

Cumulative % at Grade A by school type



*GCE A Level BIOLOGY Grade B by school type 2002- 2008
Cumulative Percentages*

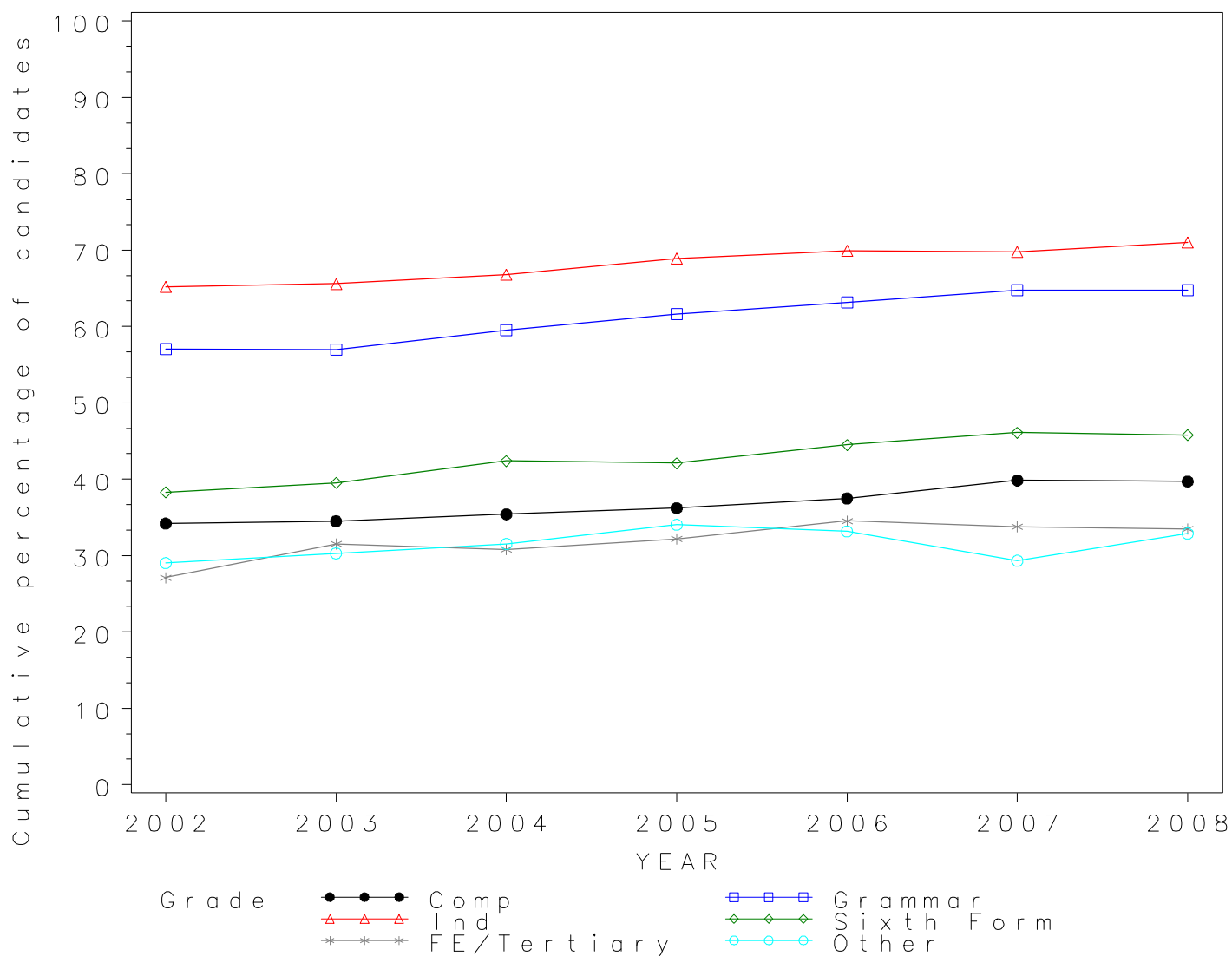
schtype	2002	2003	2004	2005	2006	2007	2008
Comprehensive	34.20	34.50	35.41	36.21	37.48	39.84	39.70
Grammar	57.05	57.00	59.54	61.64	63.17	64.79	64.75
Independent	65.20	65.60	66.80	68.90	69.90	69.80	71.00
Sixth Form	38.30	39.50	42.40	42.10	44.50	46.10	45.80
FE/Tertiary	27.11	31.50	30.78	32.19	34.53	33.77	33.47
Other	29.02	30.29	31.53	34.04	33.16	29.33	32.89

Cumulative Numbers

schtype	2002	2003	2004	2005	2006	2007	2008
Comprehensive	7104	7054	7114	7653	7996	8531	9128
Grammar	4121	4131	4517	4852	5162	5444	5914
Independent	5629	5585	5892	5963	6174	6154	6382
Sixth Form	2737	2832	3074	3312	3672	3907	4117
FE/Tertiary	1466	1625	1481	1582	1586	1535	1629
Other	330	392	402	466	390	354	442

GCE A Level BIOLOGY 2002–2008

Cumulative % at Grade B by school type



*GCE A Level BIOLOGY Grade C by school type 2002-2008
Cumulative Percentages*

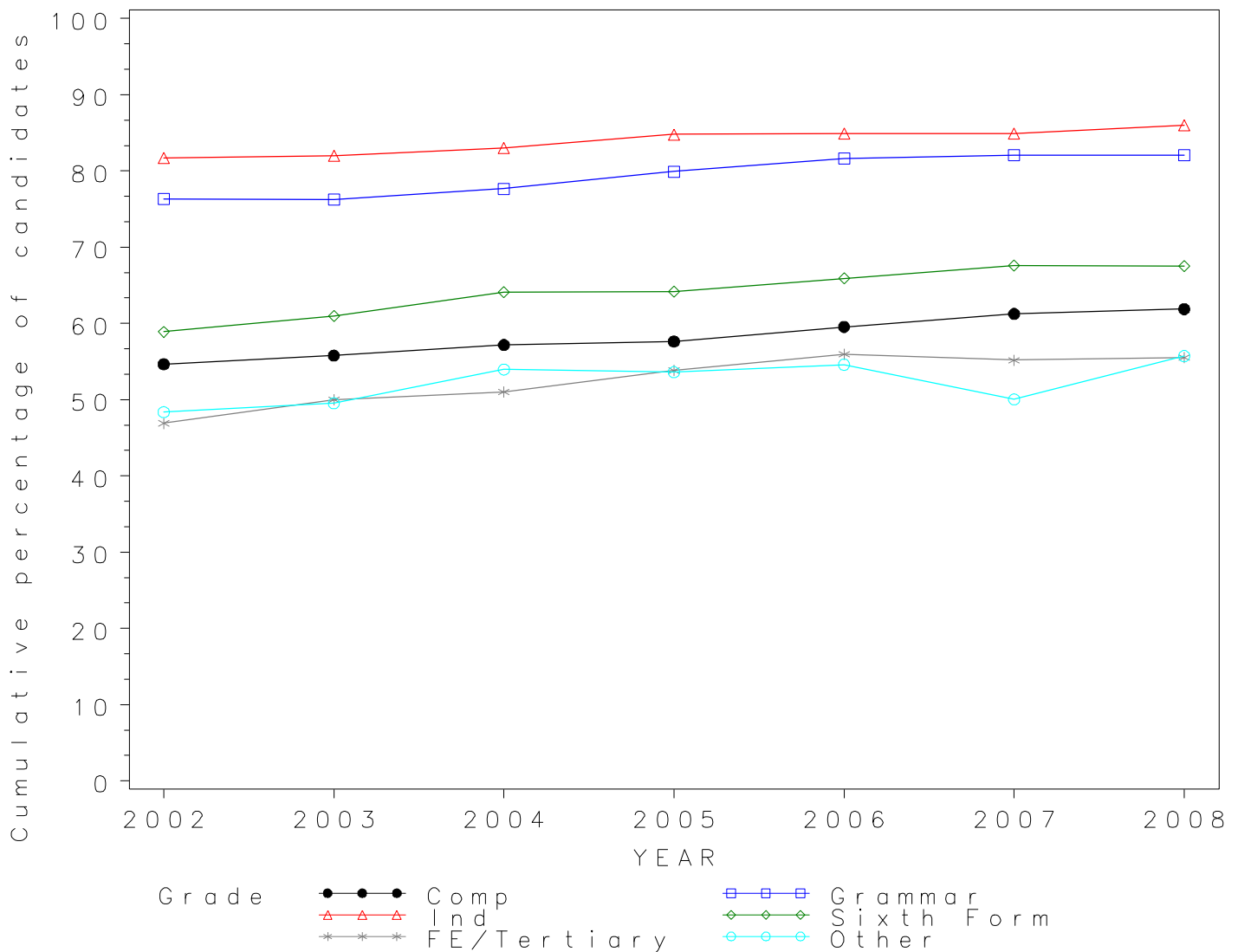
schtype	2002	2003	2004	2005	2006	2007	2008
Comprehensive	54.66	55.79	57.18	57.63	59.55	61.26	61.88
Grammar	76.34	76.25	77.67	79.93	81.64	82.09	82.07
Independent	81.70	82.00	83.00	84.80	84.90	84.90	86.00
Sixth Form	58.90	61.00	64.10	64.20	65.90	67.60	67.50
FE/Tertiary	46.90	50.00	51.00	53.83	55.98	55.19	55.52
Other	48.37	49.54	53.96	53.62	54.59	50.04	55.73

Cumulative Numbers

schtype	2002	2003	2004	2005	2006	2007	2008
Comprehensive	11352	11408	11489	12180	12704	13117	14228
Grammar	5515	5526	5893	6291	6672	6898	7495
Independent	7053	6981	7321	7339	7498	7486	7731
Sixth Form	4208	4373	4647	5051	5438	5728	6068
FE/Tertiary	2536	2579	2454	2645	2571	2509	2702
Other	550	641	688	734	642	604	749

GCE A Level BIOLOGY 2002–2008

Cumulative % at Grade C by school type



*GCE A Level BIOLOGY Grade D by school type 2002- 2008
Cumulative Percentages*

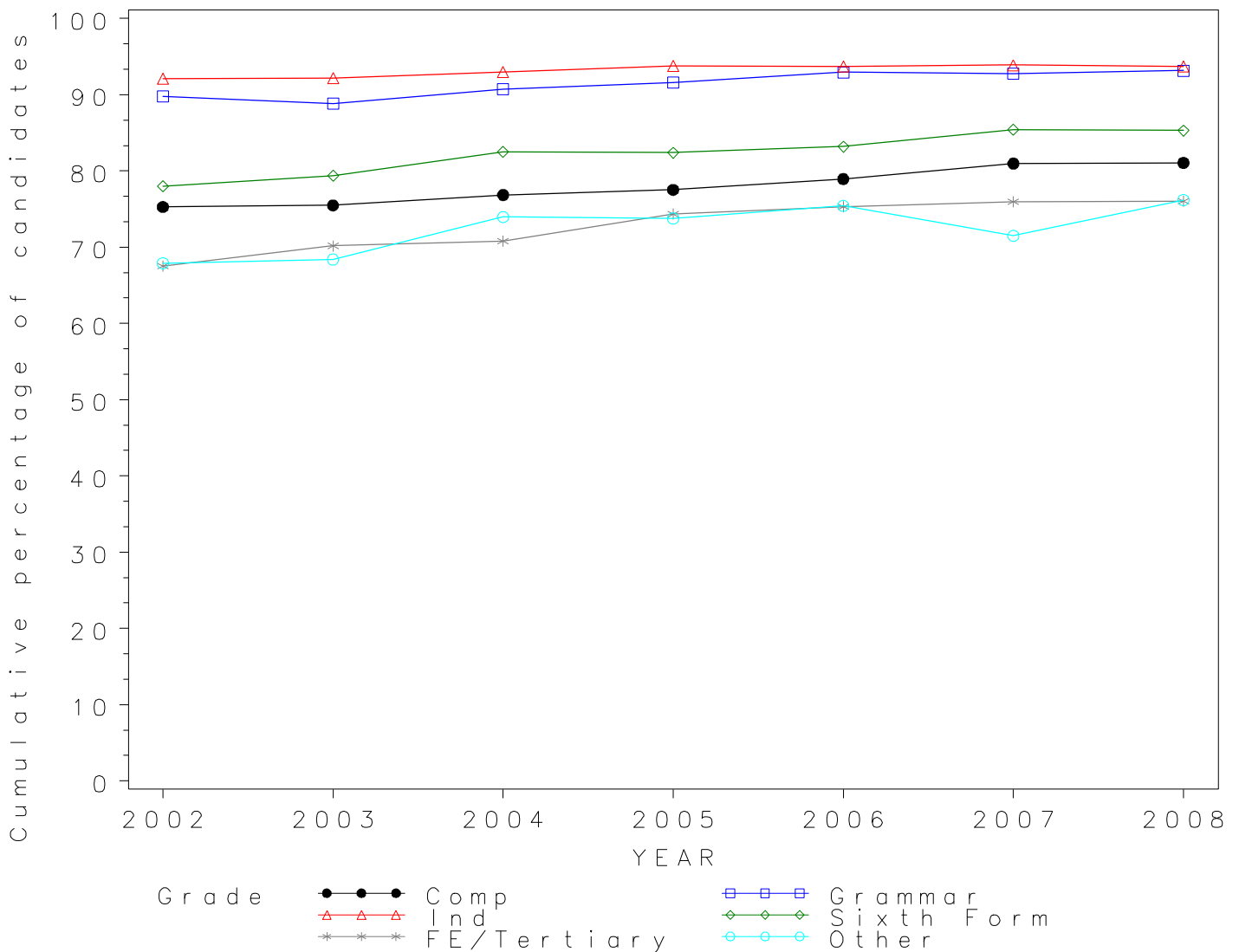
sctype	2002	2003	2004	2005	2006	2007	2008
Comprehensive	75.29	75.49	76.86	77.53	78.95	80.98	81.06
Grammar	89.77	88.84	90.75	91.60	92.94	92.79	93.17
Independent	92.10	92.20	93.00	93.80	93.70	93.90	93.70
Sixth Form	78.00	79.40	82.50	82.40	83.20	85.40	85.30
FE/Tertiary	67.52	70.18	70.82	74.34	75.33	75.98	76.02
Other	67.90	68.39	73.96	73.78	75.43	71.50	76.19

Cumulative Numbers

sctype	2002	2003	2004	2005	2006	2007	2008
Comprehensive	15637	15435	15442	16385	16843	17340	18639
Grammar	6485	6438	6885	7210	7595	7797	8509
Independent	7951	7850	8203	8117	8276	8279	8423
Sixth Form	5573	5692	5981	6483	6866	7237	7668
FE/Tertiary	3651	3620	3408	3653	3460	3454	3700
Other	772	885	943	1010	887	863	1024

GCE A Level BIOLOGY 2002–2008

Cumulative % at Grade D by school type



*GCE A Level BIOLOGY Grade E by school type 2002- 2008
Cumulative Percentages*

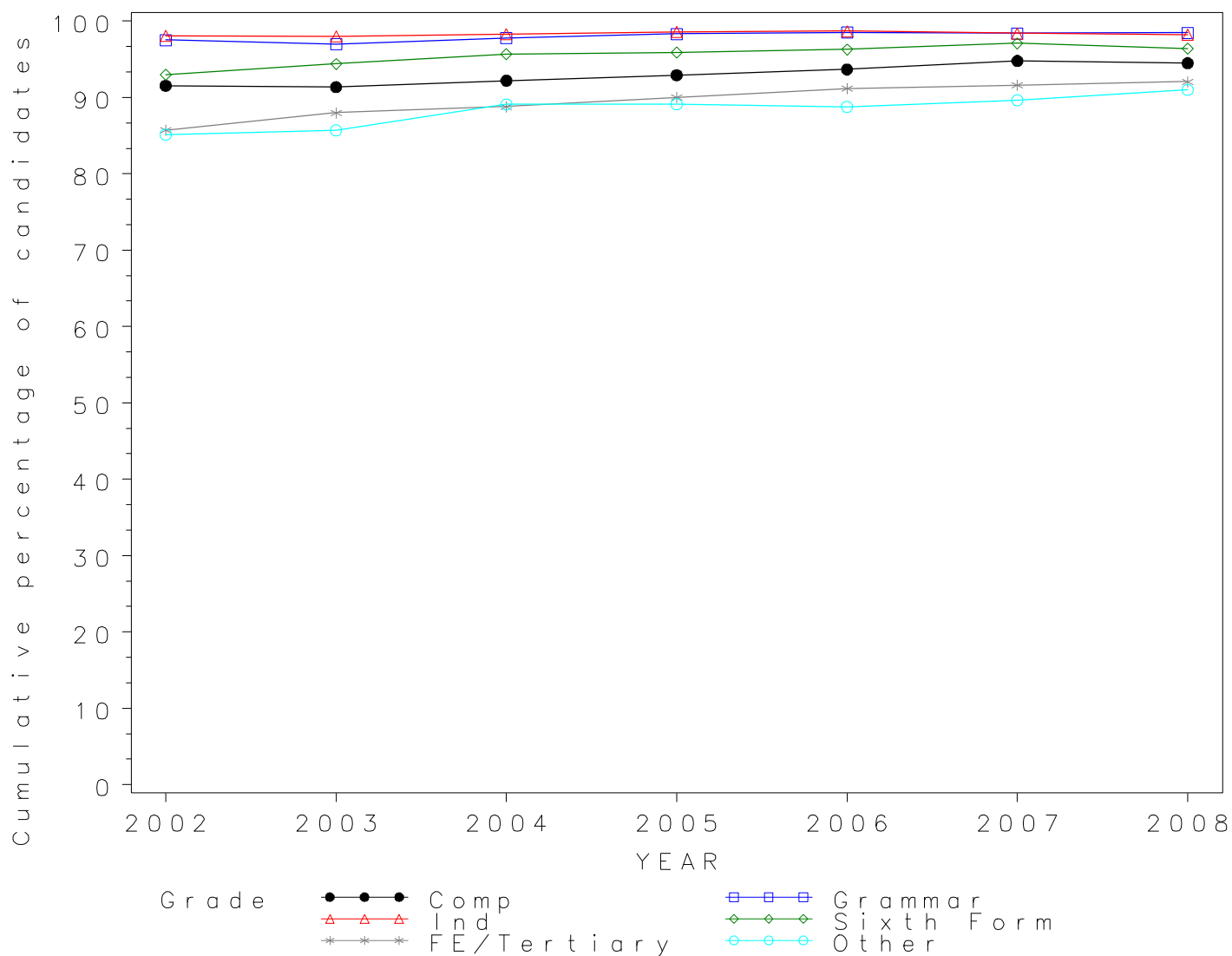
schtype	2002	2003	2004	2005	2006	2007	2008
Comprehensive	91.54	91.36	92.20	92.92	93.67	94.79	94.50
Grammar	97.54	97.01	97.76	98.34	98.53	98.39	98.48
Independent	98.10	98.00	98.30	98.60	98.70	98.40	98.20
Sixth Form	93.00	94.40	95.70	95.90	96.30	97.10	96.40
FE/Tertiary	85.70	88.00	88.80	89.99	91.18	91.60	92.07
Other	85.14	85.70	89.10	89.12	88.78	89.64	91.00

Cumulative Numbers

schtype	2002	2003	2004	2005	2006	2007	2008
Comprehensive	19013	18681	18525	19637	19983	20298	21728
Grammar	7046	7030	7417	7740	8052	8268	8994
Independent	8469	8344	8670	8533	8717	8676	8827
Sixth Form	6645	6768	6938	7545	7947	8228	8666
FE/Tertiary	4634	4539	4273	4422	4188	4164	4481
Other	968	1109	1136	1220	1044	1082	1223

GCE A Level BIOLOGY 2002–2008

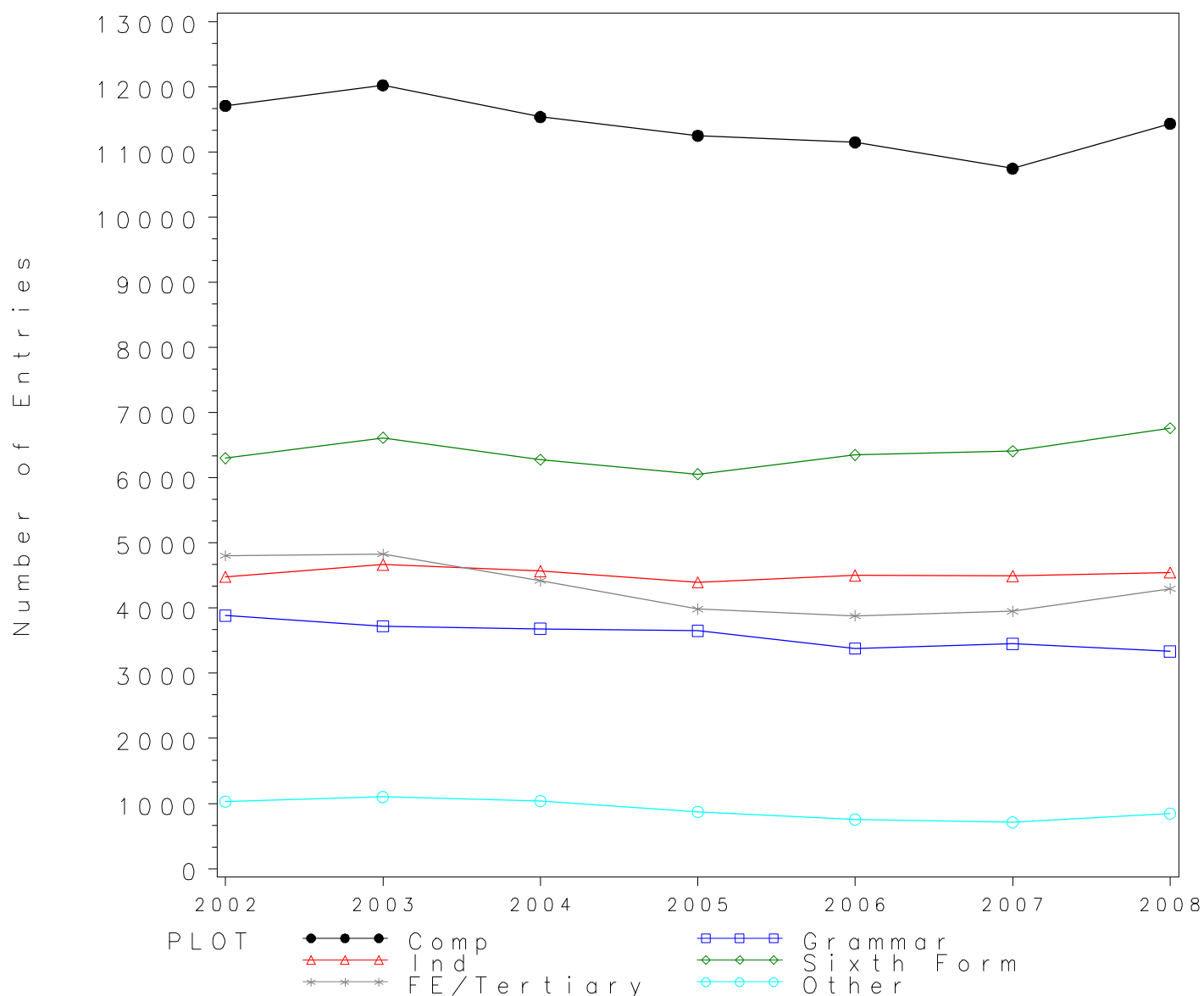
Cumulative % at Grade E by school type



Numbers of GCE A Level entries in BUSINESS STUDIES by school type 2002- 2008

schtype	2002	2003	2004	2005	2006	2007	2008
Comprehensive	11709	12024	11538	11250	11148	10746	11434
Grammar	3883	3721	3682	3653	3380	3451	3334
Independent	4481	4667	4566	4396	4501	4492	4546
Sixth Form	6302	6614	6278	6056	6351	6408	6761
FE/Tertiary	4805	4828	4420	3986	3882	3950	4296
Other	1029	1102	1038	872	754	711	846

GCE A Level BUSINESS STUDIES Entries by school type 2002–2008



*GCE A Level BUSINESS STUDIES Grade A by school type 2002- 2008
Cumulative Percentages*

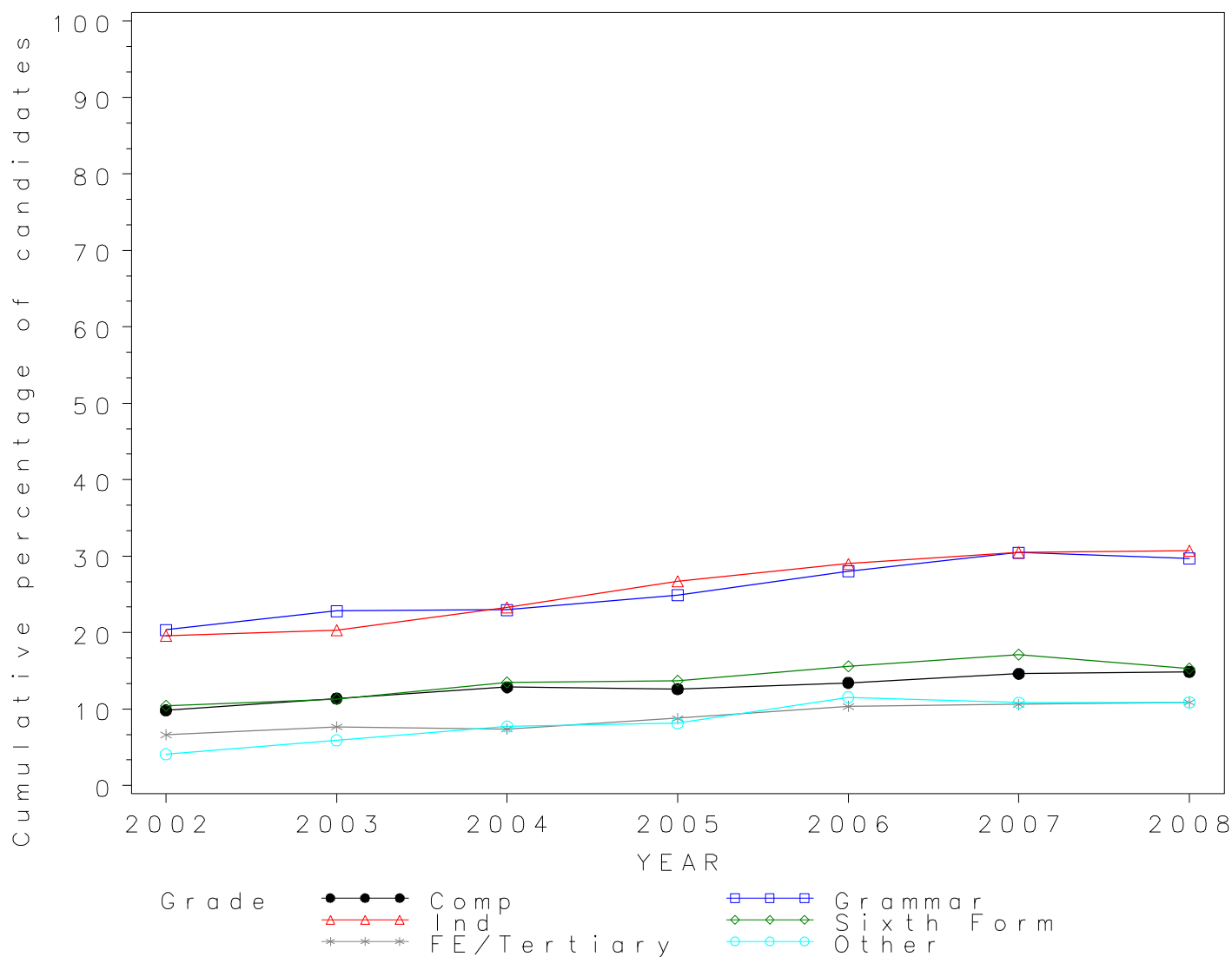
schtype	2002	2003	2004	2005	2006	2007	2008
Comprehensive	9.83	11.38	12.85	12.61	13.43	14.61	14.88
Grammar	20.35	22.82	22.98	24.91	28.02	30.45	29.69
Independent	19.60	20.30	23.30	26.70	29.00	30.50	30.70
Sixth Form	10.40	11.30	13.50	13.70	15.60	17.10	15.30
FE/Tertiary	6.62	7.68	7.38	8.78	10.33	10.61	10.85
Other	4.08	5.90	7.71	8.14	11.54	10.83	10.87

Cumulative Numbers

schtype	2002	2003	2004	2005	2006	2007	2008
Comprehensive	1151	1368	1483	1419	1497	1570	1701
Grammar	790	849	846	910	947	1051	990
Independent	878	947	1064	1174	1305	1370	1396
Sixth Form	655	747	848	830	991	1096	1034
FE/Tertiary	318	371	326	350	401	419	466
Other	42	65	80	71	87	77	92

GCE A Level BUSINESS STUDIES 2002–2008

Cumulative % at Grade A by school type



GCE A Level BUSINESS STUDIES Grade B by school type 2002- 2008
Cumulative Percentages

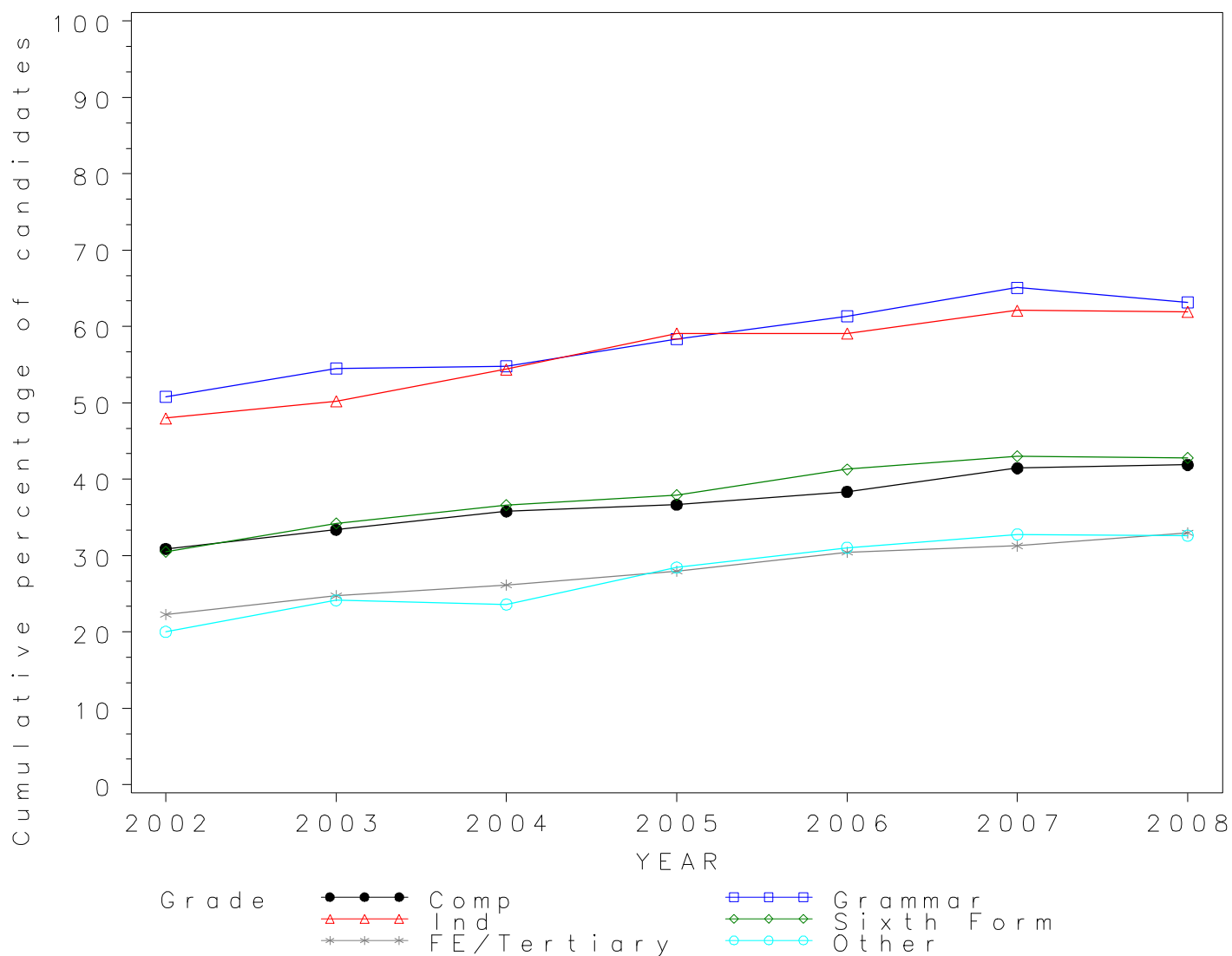
schtype	2002	2003	2004	2005	2006	2007	2008
Comprehensive	30.87	33.37	35.78	36.66	38.36	41.44	41.88
Grammar	50.79	54.50	54.81	58.36	61.36	65.08	63.17
Independent	48.00	50.20	54.40	59.10	59.10	62.10	61.90
Sixth Form	30.50	34.20	36.60	37.90	41.30	43.00	42.80
FE/Tertiary	22.29	24.73	26.13	27.97	30.45	31.27	32.98
Other	20.02	24.14	23.60	28.44	31.03	32.77	32.62

Cumulative Numbers

schtype	2002	2003	2004	2005	2006	2007	2008
Comprehensive	3615	4013	4128	4124	4276	4453	4788
Grammar	1972	2028	2018	2132	2074	2246	2106
Independent	2151	2343	2484	2598	2660	2790	2814
Sixth Form	1922	2262	2298	2295	2623	2755	2894
FE/Tertiary	1071	1194	1155	1115	1182	1235	1417
Other	206	266	245	248	234	233	276

GCE A Level BUSINESS STUDIES 2002–2008

Cumulative % at Grade B by school type



*GCE A Level BUSINESS STUDIES Grade C by school type 2002- 2008
Cumulative Percentages*

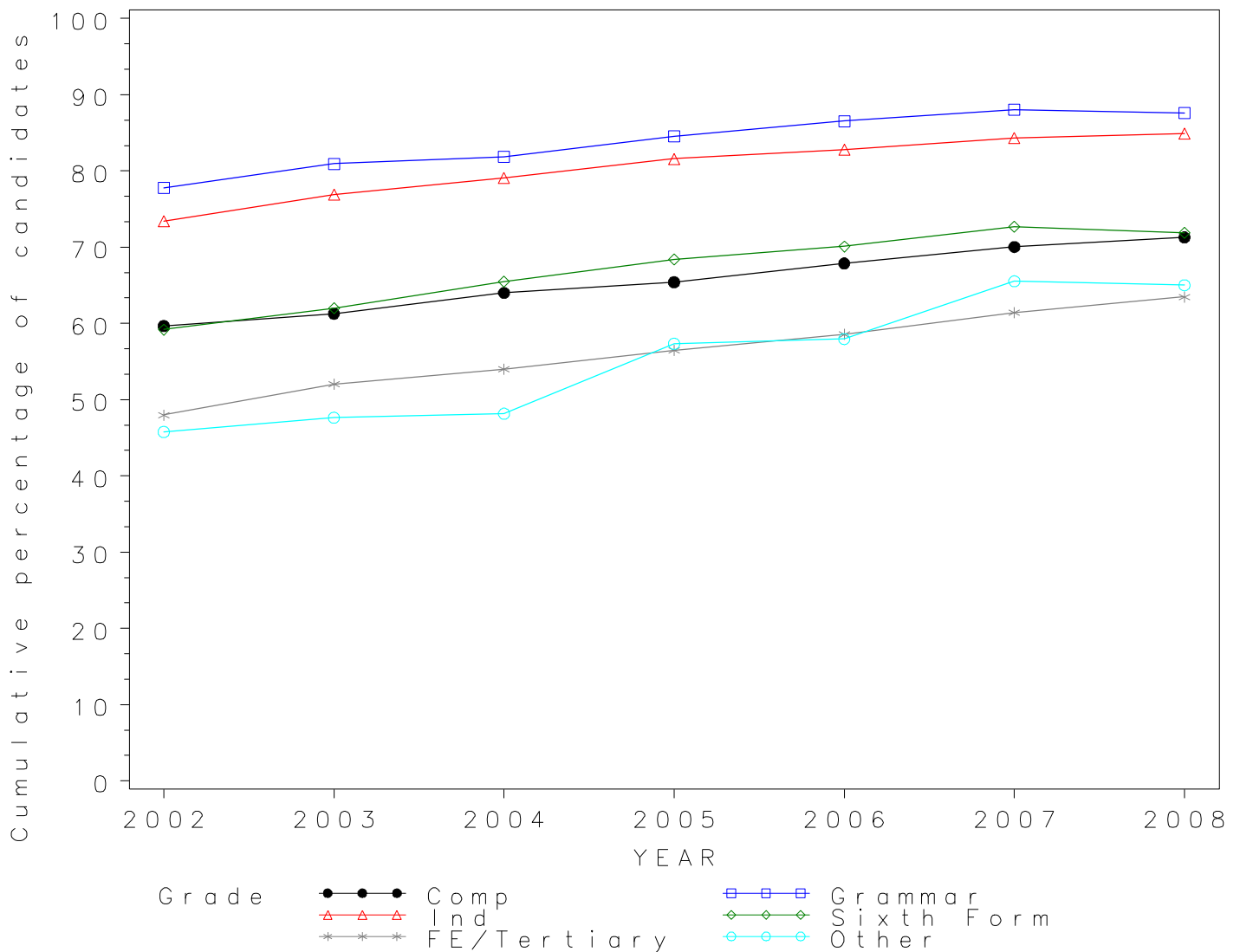
schtype	2002	2003	2004	2005	2006	2007	2008
Comprehensive	59.66	61.29	64.01	65.41	67.88	70.04	71.30
Grammar	77.77	80.95	81.83	84.53	86.54	88.03	87.61
Independent	73.40	76.90	79.10	81.60	82.80	84.30	84.90
Sixth Form	59.20	62.00	65.50	68.40	70.10	72.70	71.90
FE/Tertiary	47.99	52.03	53.98	56.47	58.55	61.42	63.48
Other	45.77	47.64	48.17	57.34	57.96	65.54	65.01

Cumulative Numbers

schtype	2002	2003	2004	2005	2006	2007	2008
Comprehensive	6986	7369	7386	7359	7567	7526	8152
Grammar	3020	3012	3013	3088	2925	3038	2921
Independent	3289	3589	3612	3587	3727	3787	3860
Sixth Form	3731	4101	4112	4142	4452	4659	4861
FE/Tertiary	2306	2512	2386	2251	2273	2426	2727
Other	471	525	500	500	437	466	550

GCE A Level BUSINESS STUDIES 2002–2008

Cumulative % at Grade C by school type



*GCE A Level BUSINESS STUDIES Grade D by school type 2002- 2008
Cumulative Percentages*

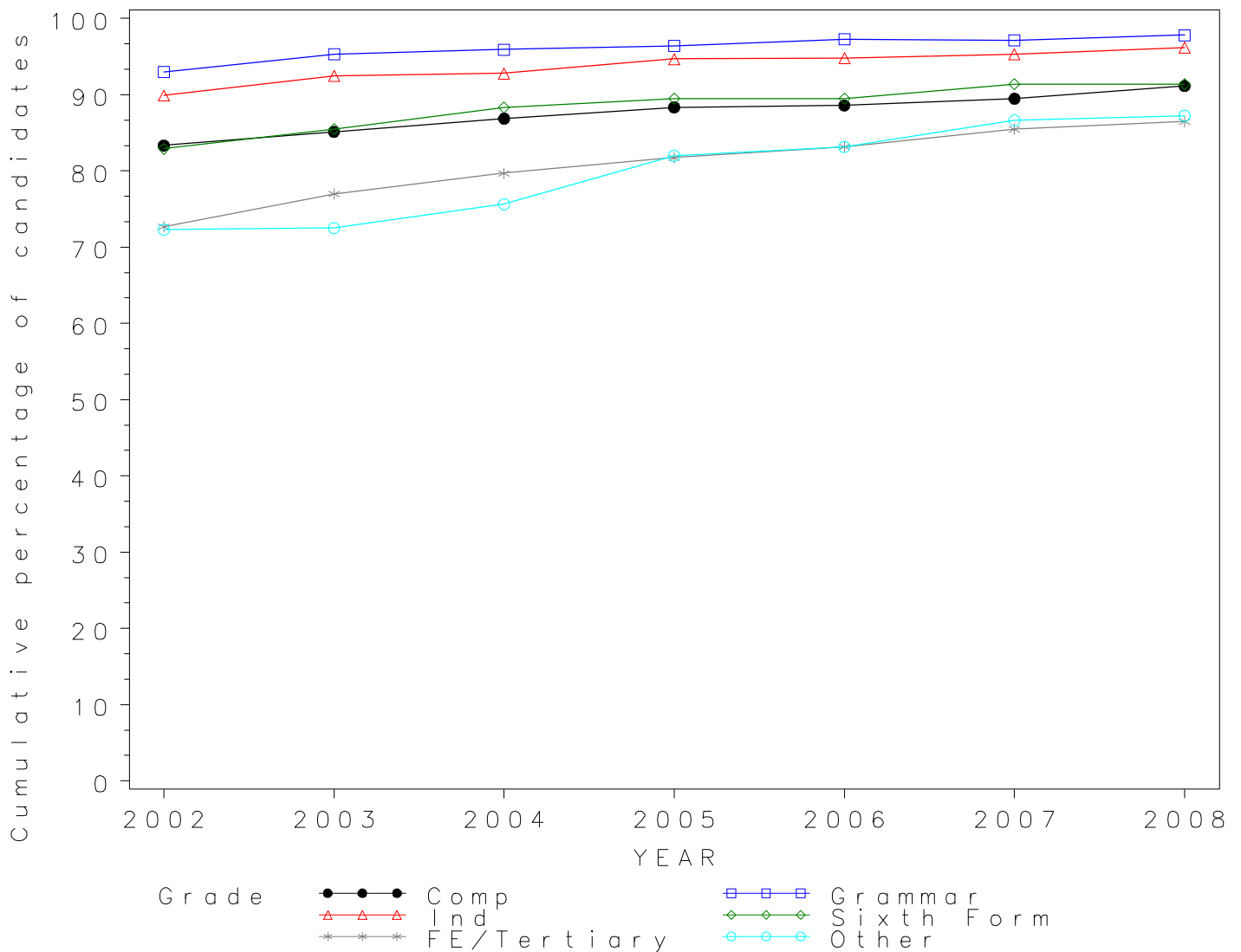
schtype	2002	2003	2004	2005	2006	2007	2008
Comprehensive	83.34	85.14	86.87	88.35	88.59	89.48	91.15
Grammar	93.00	95.30	95.93	96.39	97.25	97.10	97.81
Independent	89.90	92.50	92.80	94.70	94.80	95.30	96.20
Sixth Form	82.90	85.50	88.30	89.50	89.50	91.40	91.40
FE/Tertiary	72.70	76.99	79.71	81.74	83.15	85.47	86.48
Other	72.30	72.50	75.63	82.00	83.16	86.64	87.23

Cumulative Numbers

schtype	2002	2003	2004	2005	2006	2007	2008
Comprehensive	9758	10237	10023	9939	9876	9616	10422
Grammar	3611	3546	3532	3521	3287	3351	3261
Independent	4028	4317	4237	4163	4267	4281	4373
Sixth Form	5224	5655	5543	5420	5684	5857	6180
FE/Tertiary	3493	3717	3523	3258	3228	3376	3715
Other	744	799	785	715	627	616	738

GCE A Level BUSINESS STUDIES 2002–2008

Cumulative % at Grade D by school type



GCE A Level BUSINESS STUDIES Grade E by school type 2002- 2008
Cumulative Percentages

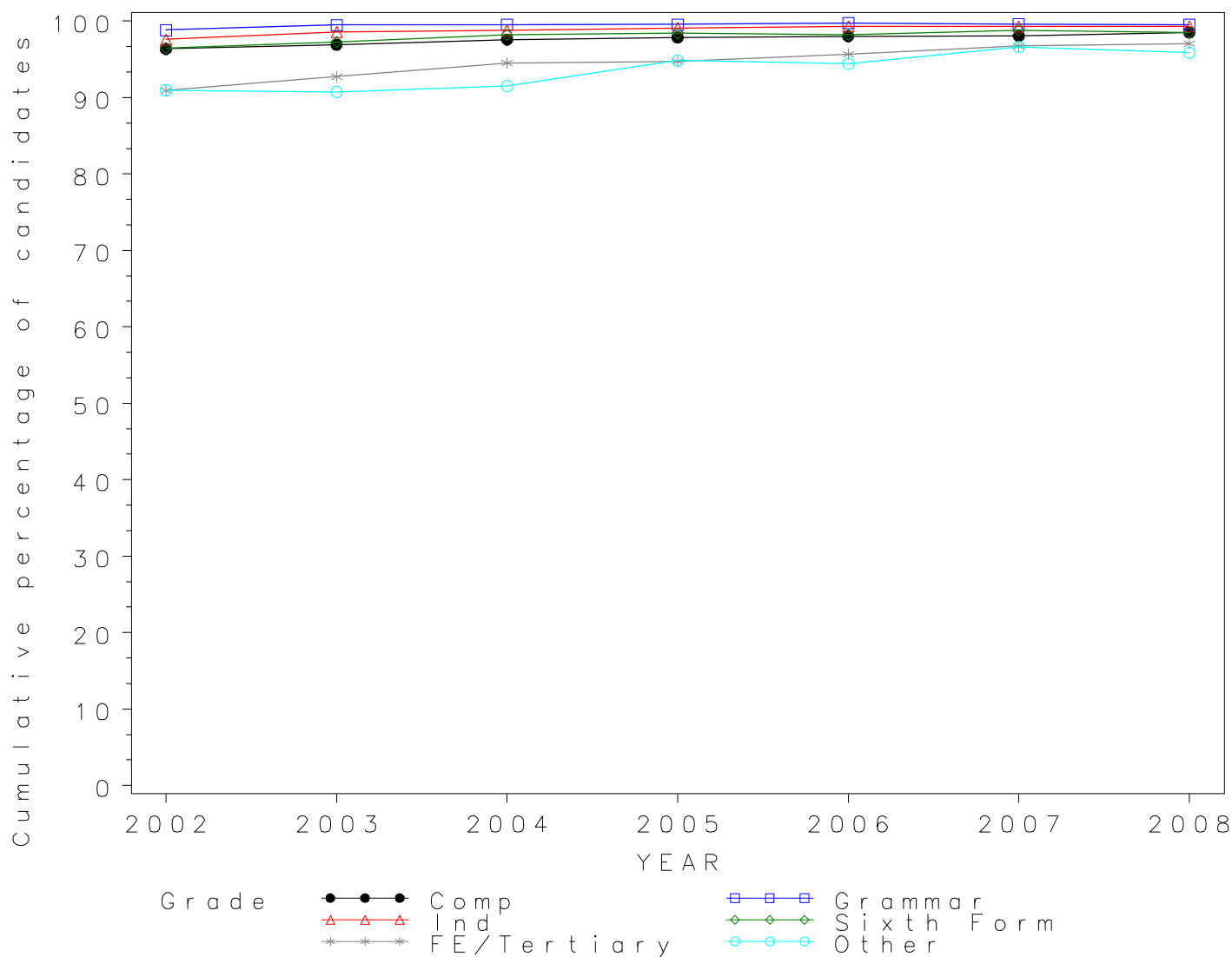
schtype	2002	2003	2004	2005	2006	2007	2008
Comprehensive	96.36	96.92	97.59	97.88	98.03	98.06	98.52
Grammar	98.84	99.49	99.54	99.56	99.76	99.62	99.55
Independent	97.60	98.60	98.80	99.10	99.30	99.30	99.30
Sixth Form	96.50	97.30	98.20	98.40	98.20	98.80	98.50
FE/Tertiary	90.93	92.73	94.50	94.73	95.70	96.73	97.07
Other	90.96	90.74	91.52	94.84	94.43	96.62	95.86

Cumulative Numbers

schtype	2002	2003	2004	2005	2006	2007	2008
Comprehensive	11283	11654	11260	11011	10928	10538	11265
Grammar	3838	3702	3665	3637	3372	3438	3319
Independent	4373	4602	4511	4356	4469	4461	4514
Sixth Form	6081	6435	6165	5959	6237	6331	6660
FE/Tertiary	4369	4477	4177	3776	3715	3821	4170
Other	936	1000	950	827	712	687	811

GCE A Level BUSINESS STUDIES 2002–2008

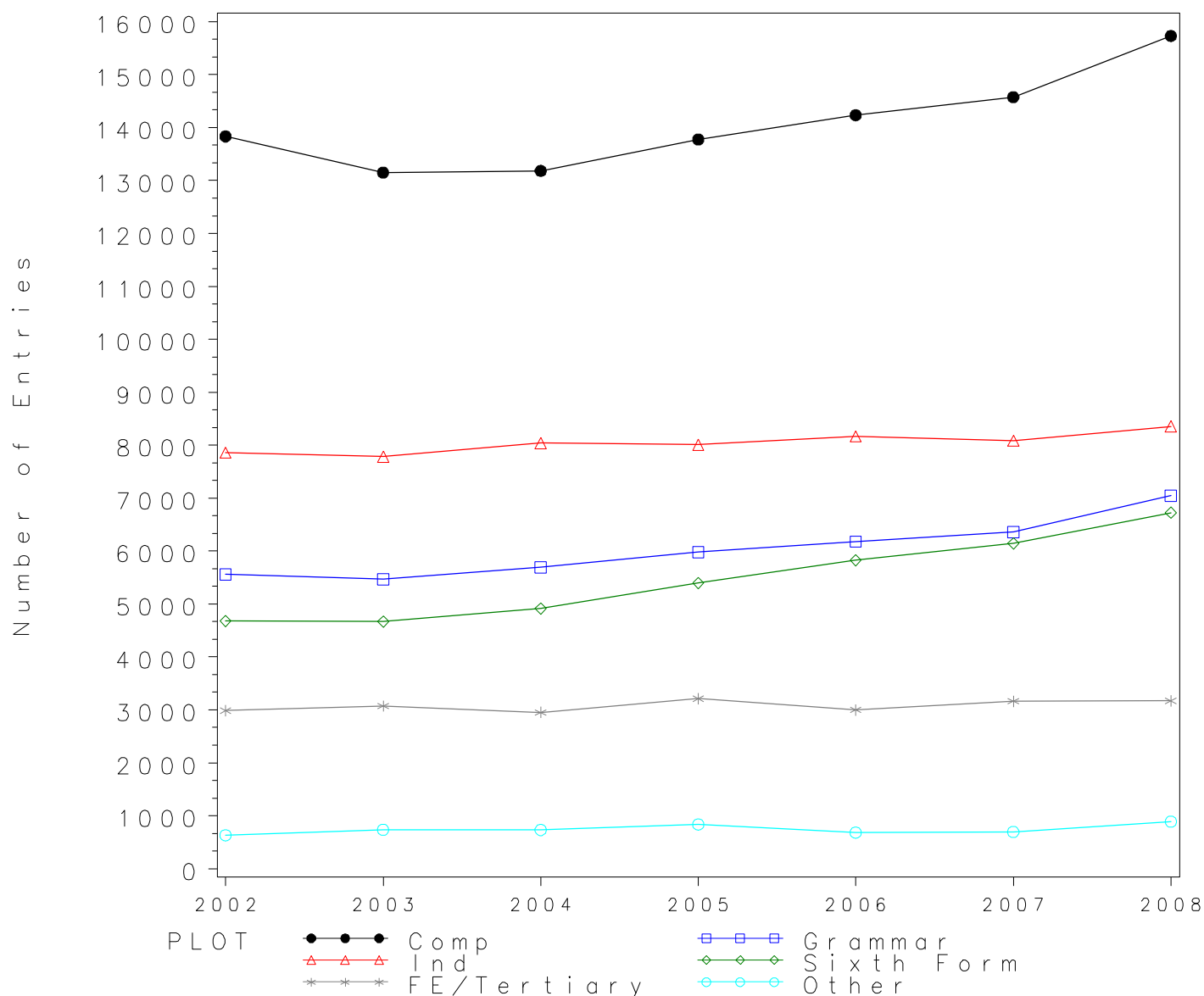
Cumulative % at Grade E by school type



Numbers of GCE A Level entries in CHEMISTRY by school type 2002- 2008

schtype	2002	2003	2004	2005	2006	2007	2008
Comprehensive	13834	13153	13184	13775	14235	14575	15731
Grammar	5561	5470	5692	5983	6182	6357	7049
Independent	7862	7785	8041	8008	8167	8088	8356
Sixth Form	4677	4668	4916	5399	5825	6143	6726
FE/Tertiary	2985	3073	2953	3211	3000	3164	3174
Other	632	738	732	836	682	694	892

GCE A Level CHEMISTRY Entries by school type 2002–2008



*GCE A Level CHEMISTRY Grade A by school type 2002- 2008
Cumulative Percentages*

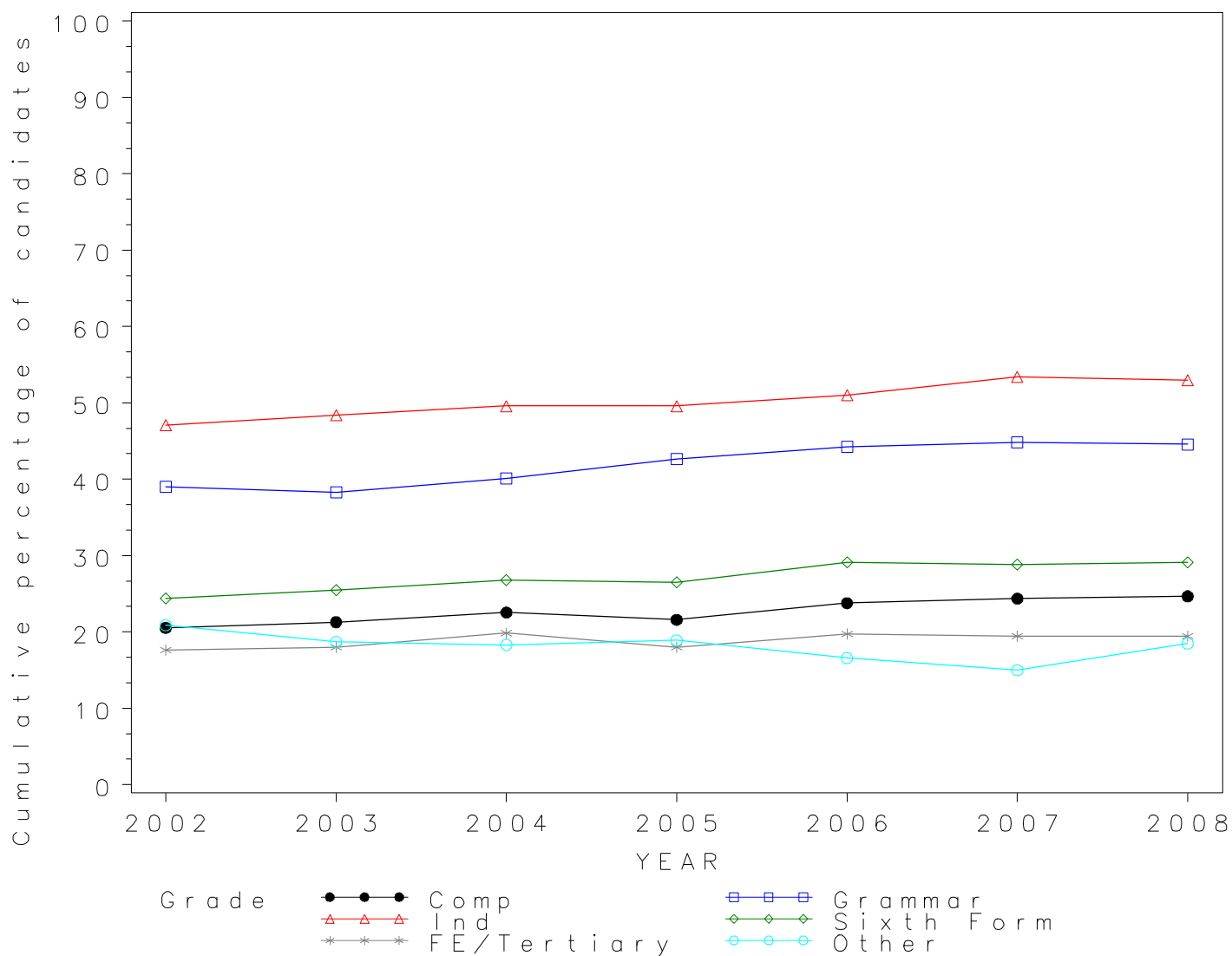
schtype	2002	2003	2004	2005	2006	2007	2008
Comprehensive	20.54	21.28	22.55	21.59	23.77	24.37	24.67
Grammar	39.00	38.26	40.13	42.62	44.26	44.82	44.57
Independent	47.10	48.40	49.60	49.60	51.00	53.40	53.00
Sixth Form	24.40	25.50	26.80	26.50	29.10	28.80	29.10
FE/Tertiary	17.62	18.00	19.84	17.97	19.73	19.44	19.44
Other	20.89	18.70	18.31	18.90	16.57	14.99	18.50

Cumulative Numbers

schtype	2002	2003	2004	2005	2006	2007	2008
Comprehensive	2841	2799	2973	2974	3384	3552	3881
Grammar	2169	2093	2284	2550	2736	2849	3142
Independent	3703	3768	3988	3972	4165	4319	4429
Sixth Form	1141	1190	1317	1431	1695	1769	1957
FE/Tertiary	526	553	586	577	592	615	617
Other	132	138	134	158	113	104	165

GCE A Level CHEMISTRY 2002–2008

Cumulative % at Grade A by school type



*GCE A Level CHEMISTRY Grade B by school type 2002- 2008
Cumulative Percentages*

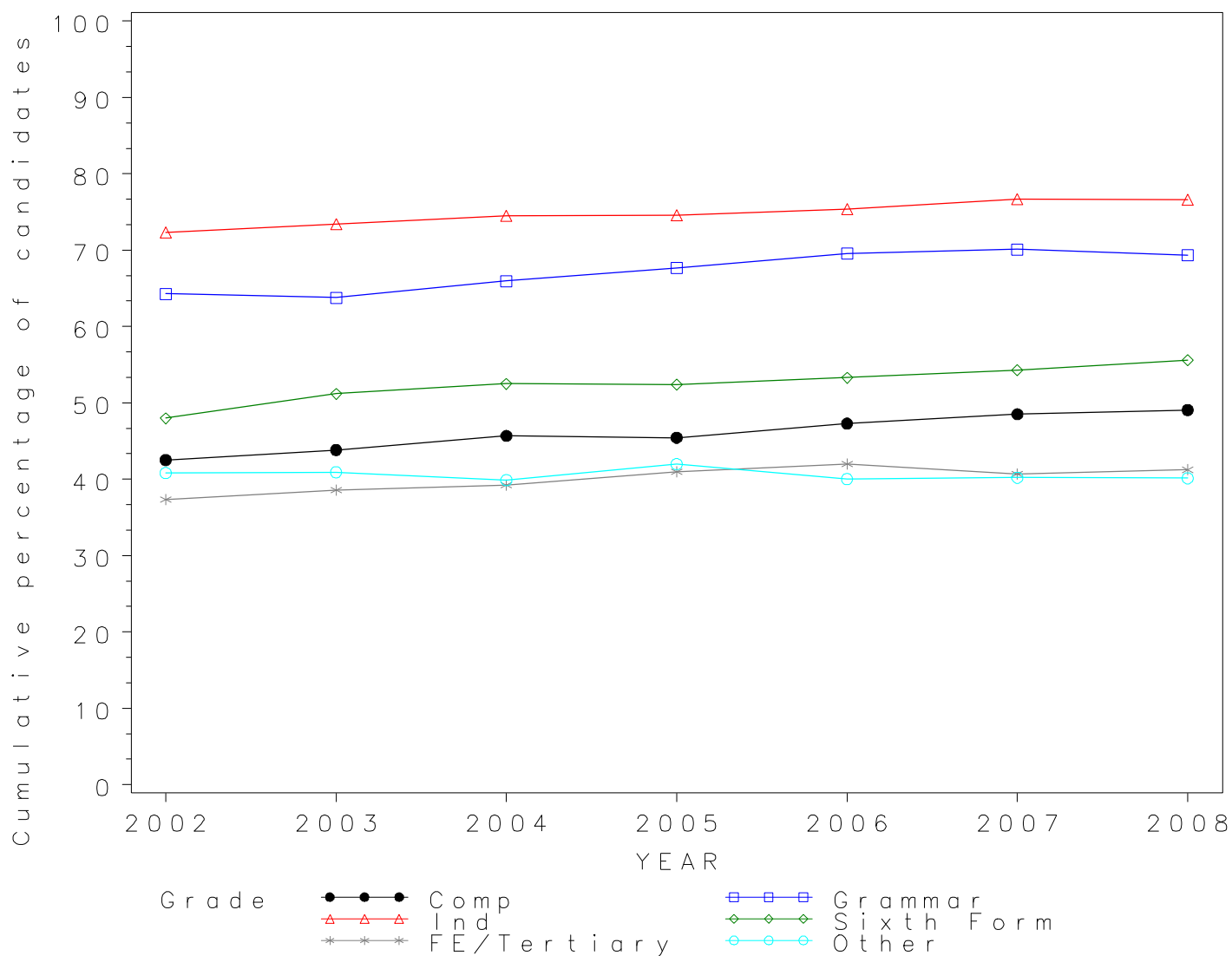
schtype	2002	2003	2004	2005	2006	2007	2008
Comprehensive	42.52	43.83	45.68	45.44	47.29	48.51	49.07
Grammar	64.29	63.78	65.95	67.69	69.54	70.11	69.36
Independent	72.30	73.40	74.50	74.60	75.40	76.70	76.60
Sixth Form	48.00	51.20	52.50	52.40	53.30	54.30	55.60
FE/Tertiary	37.32	38.56	39.25	40.98	42.00	40.68	41.24
Other	40.82	40.92	39.89	41.99	40.03	40.20	40.13

Cumulative Numbers

schtype	2002	2003	2004	2005	2006	2007	2008
Comprehensive	5882	5765	6023	6259	6732	7071	7719
Grammar	3575	3489	3754	4050	4299	4457	4889
Independent	5684	5714	5991	5974	6158	6203	6401
Sixth Form	2245	2390	2581	2829	3105	3336	3740
FE/Tertiary	1114	1185	1159	1316	1260	1287	1309
Other	258	302	292	351	273	279	358

GCE A Level CHEMISTRY 2002–2008

Cumulative % at Grade B by school type



*GCE A Level CHEMISTRY Grade C by school type 2002- 2008
Cumulative Percentages*

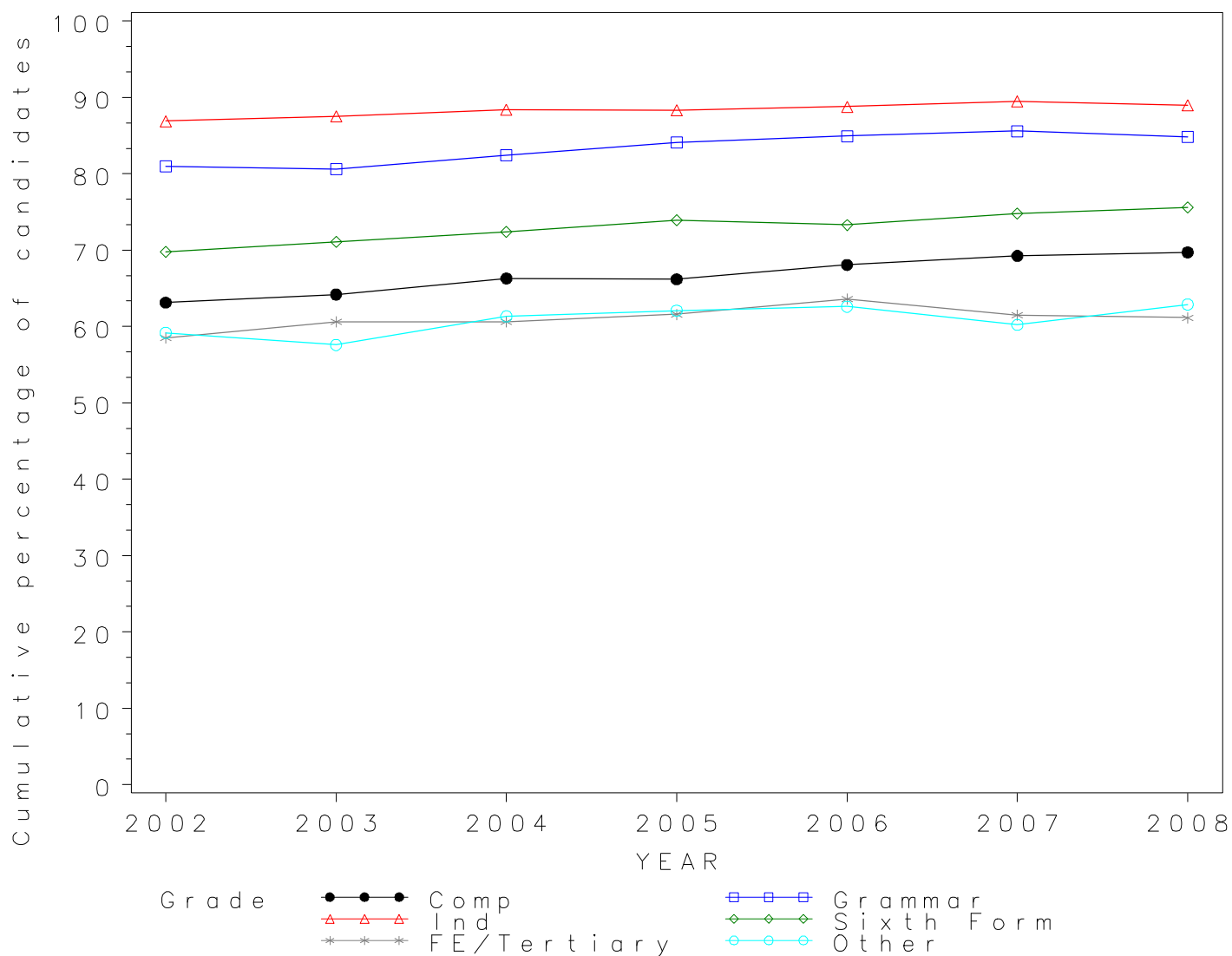
schtype	2002	2003	2004	2005	2006	2007	2008
Comprehensive	63.14	64.20	66.30	66.19	68.07	69.26	69.72
Grammar	80.96	80.64	82.43	84.12	84.94	85.59	84.83
Independent	86.90	87.50	88.40	88.30	88.80	89.50	89.00
Sixth Form	69.80	71.10	72.40	73.90	73.30	74.80	75.60
FE/Tertiary	58.53	60.62	60.62	61.60	63.60	61.47	61.15
Other	59.18	57.59	61.34	62.08	62.61	60.23	62.89

Cumulative Numbers

schtype	2002	2003	2004	2005	2006	2007	2008
Comprehensive	8735	8444	8741	9118	9690	10094	10967
Grammar	4502	4411	4692	5033	5251	5441	5980
Independent	6832	6812	7108	7071	7252	7239	7437
Sixth Form	3265	3319	3559	3990	4270	4595	5085
FE/Tertiary	1747	1863	1790	1978	1908	1945	1941
Other	374	425	449	519	427	418	561

GCE A Level CHEMISTRY 2002–2008

Cumulative % at Grade C by school type



*GCE A Level CHEMISTRY Grade D by school type 2002- 2008
Cumulative Percentages*

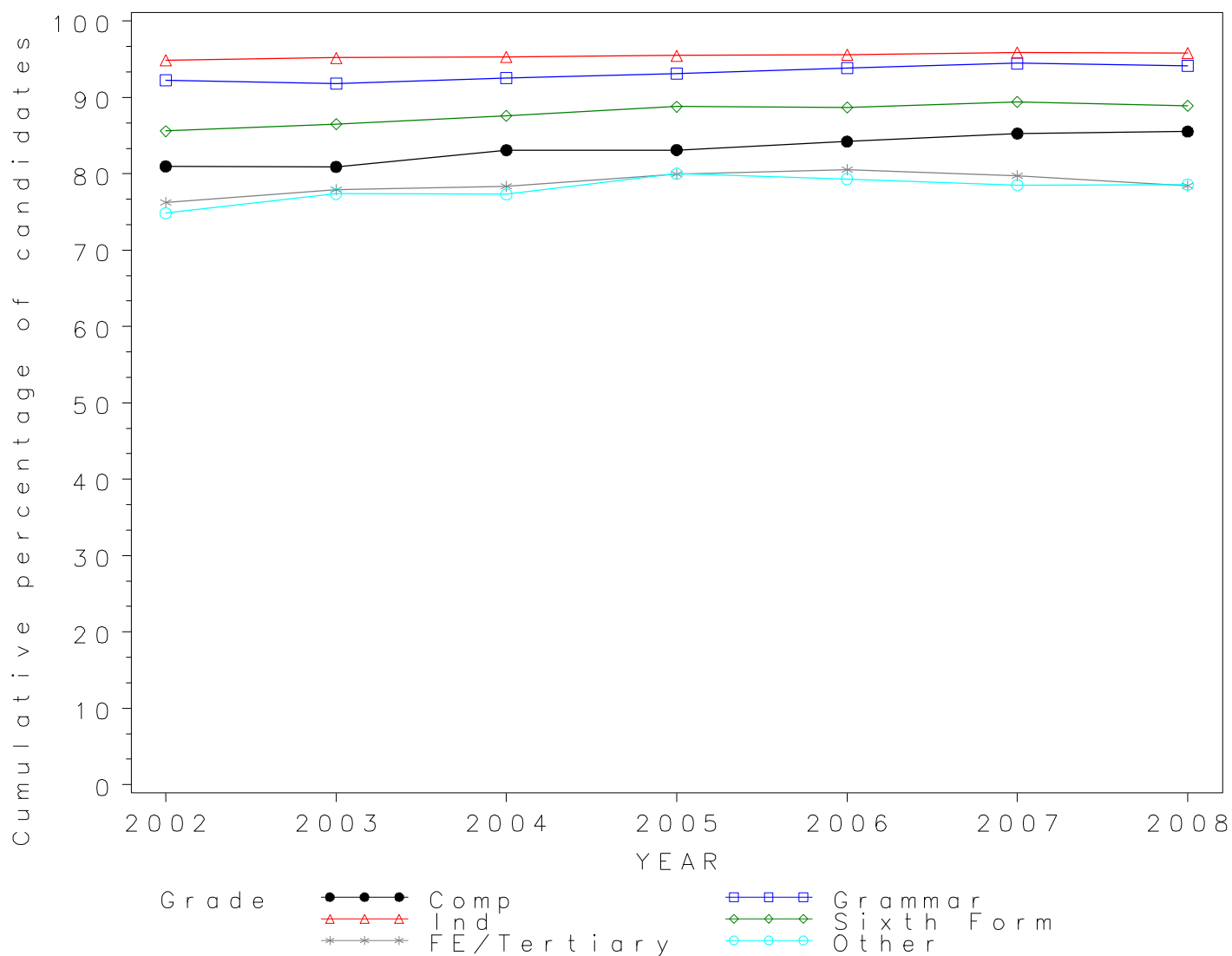
schtype	2002	2003	2004	2005	2006	2007	2008
Comprehensive	80.98	80.92	83.10	83.11	84.23	85.28	85.54
Grammar	92.25	91.79	92.55	93.13	93.85	94.48	94.13
Independent	94.90	95.20	95.30	95.50	95.60	95.90	95.80
Sixth Form	85.60	86.50	87.60	88.80	88.70	89.40	88.90
FE/Tertiary	76.25	77.94	78.36	79.94	80.57	79.74	78.42
Other	74.84	77.37	77.32	80.02	79.33	78.53	78.59

Cumulative Numbers

schtype	2002	2003	2004	2005	2006	2007	2008
Comprehensive	11203	10643	10956	11449	11990	12429	13456
Grammar	5130	5021	5268	5572	5802	6006	6635
Independent	7461	7411	7663	7648	7808	7756	8005
Sixth Form	4004	4038	4306	4794	5167	5492	5979
FE/Tertiary	2276	2395	2314	2567	2417	2523	2489
Other	473	571	566	669	541	545	701

GCE A Level CHEMISTRY 2002–2008

Cumulative % at Grade D by school type



*GCE A Level CHEMISTRY Grade E by school type 2002- 2008
Cumulative Percentages*

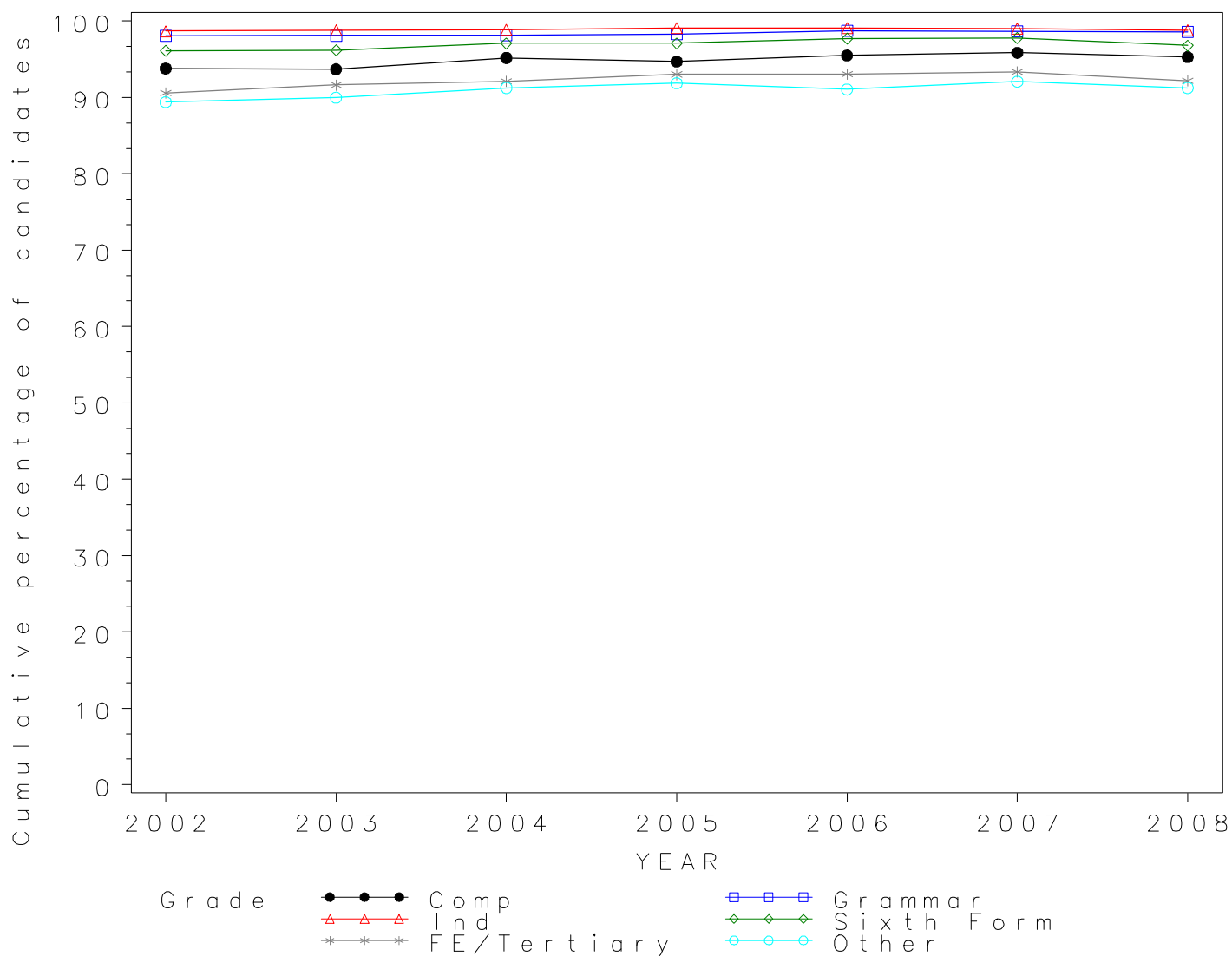
schtype	2002	2003	2004	2005	2006	2007	2008
Comprehensive	93.80	93.70	95.18	94.70	95.50	95.86	95.30
Grammar	98.08	98.12	98.17	98.30	98.74	98.68	98.58
Independent	98.70	98.80	98.90	99.10	99.10	99.00	98.80
Sixth Form	96.10	96.20	97.10	97.10	97.70	97.80	96.80
FE/Tertiary	90.59	91.64	92.11	93.02	93.07	93.33	92.19
Other	89.40	89.97	91.26	91.87	91.06	92.07	91.26

Cumulative Numbers

schtype	2002	2003	2004	2005	2006	2007	2008
Comprehensive	12976	12324	12549	13045	13595	13972	14992
Grammar	5454	5367	5588	5881	6104	6273	6949
Independent	7760	7692	7953	7936	8093	8007	8256
Sixth Form	4495	4491	4773	5242	5691	6008	6511
FE/Tertiary	2704	2816	2720	2987	2792	2953	2926
Other	565	664	668	768	621	639	814

GCE A Level CHEMISTRY 2002–2008

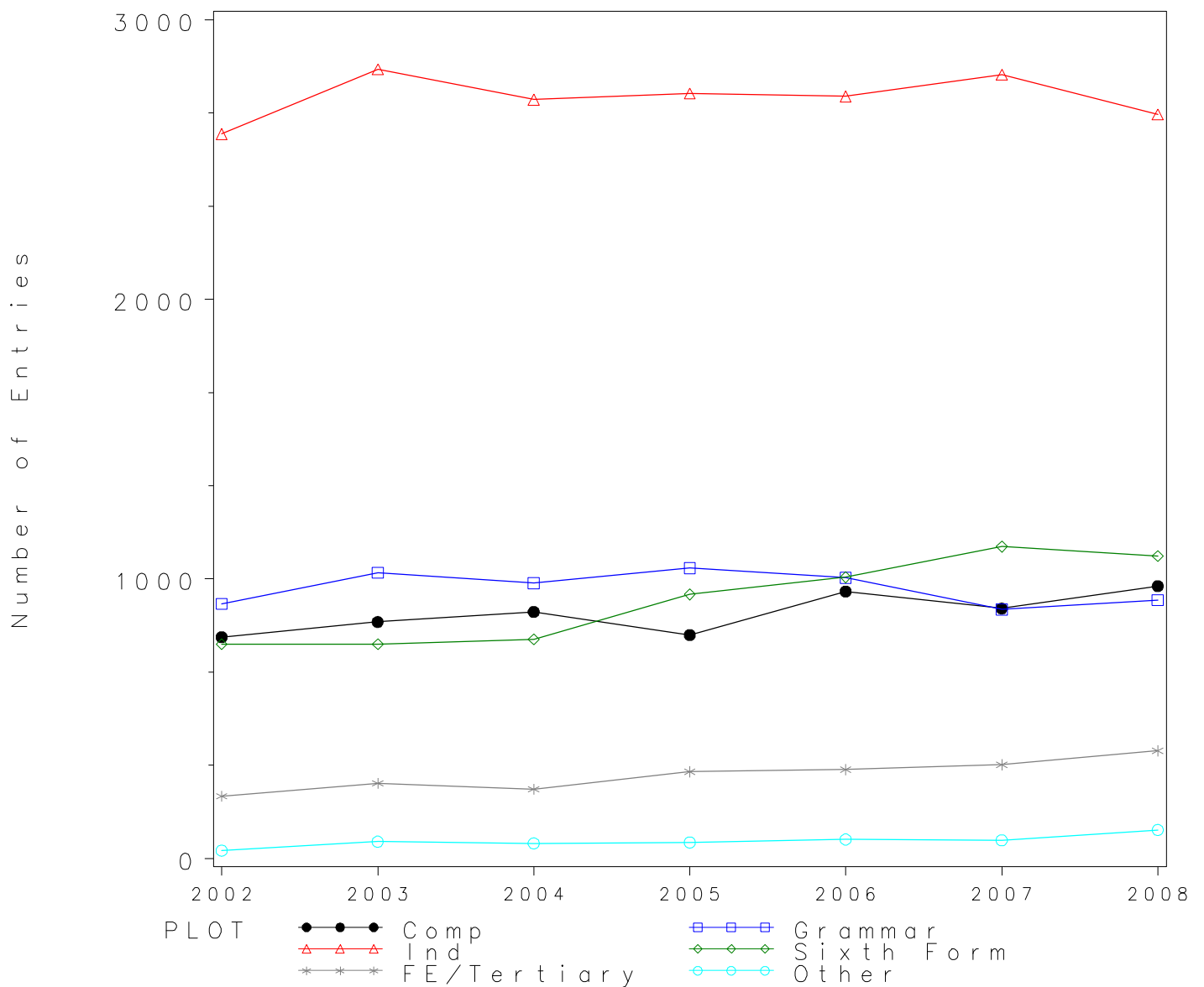
Cumulative % at Grade E by school type



Numbers of GCE A Level entries in CLASSICAL SUBJECTS by school type 2002- 2008

sctype	2002	2003	2004	2005	2006	2007	2008
Comprehensive	792	846	882	799	955	894	974
Grammar	911	1022	985	1039	1004	891	924
Independent	2592	2823	2715	2737	2726	2804	2662
Sixth Form	767	767	784	944	1006	1116	1082
FE/Tertiary	223	269	248	310	318	335	385
Other	28	60	54	57	68	65	102

GCE A Level CLASSICAL SUBJECTS Entries by school type 2002–2008



*GCE A Level CLASSICAL SUBJECTS Grade A by school type 2002- 2008
Cumulative Percentages*

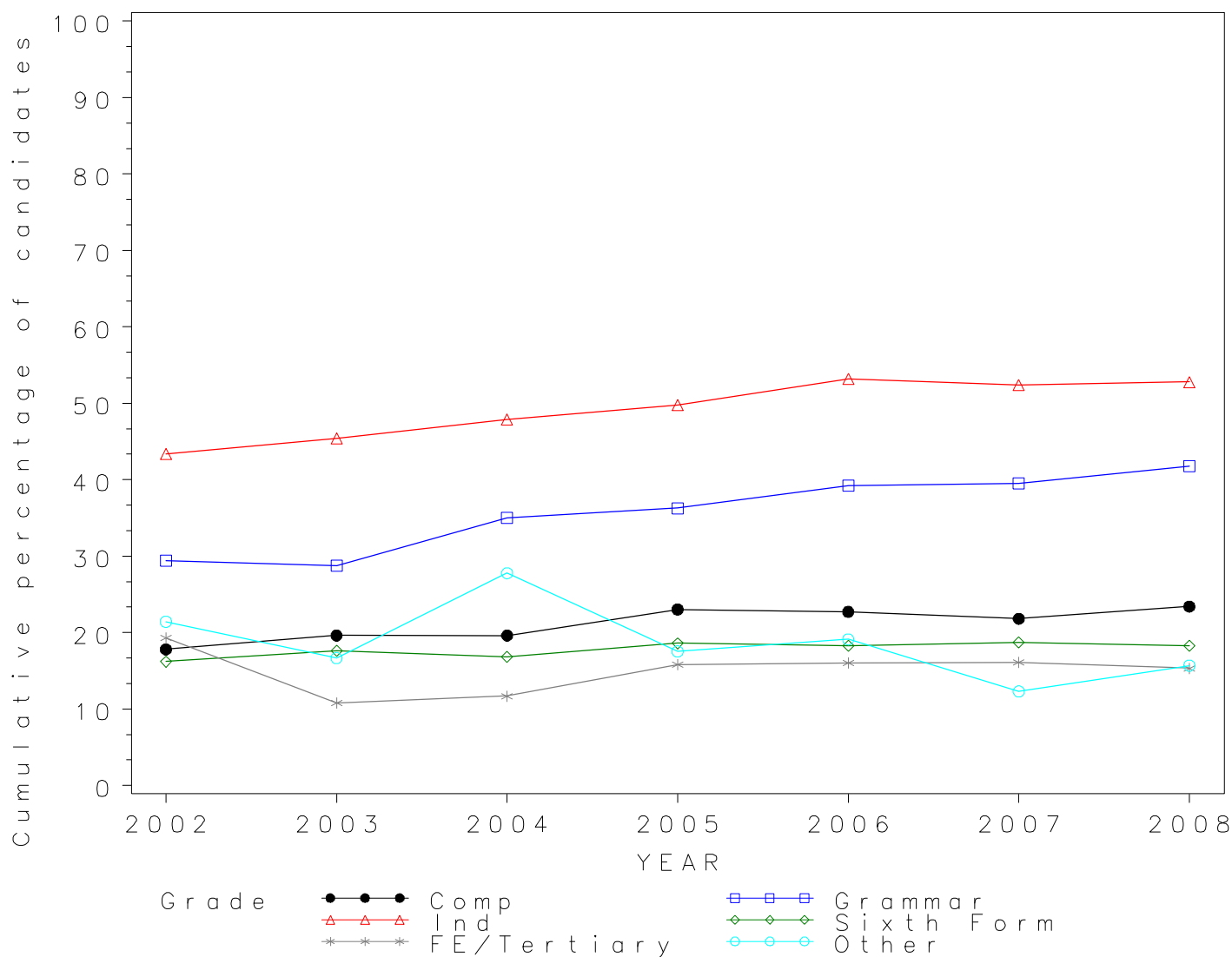
schtype	2002	2003	2004	2005	2006	2007	2008
Comprehensive	17.80	19.62	19.61	23.03	22.72	21.81	23.41
Grammar	29.42	28.77	35.03	36.28	39.24	39.51	41.77
Independent	43.40	45.40	47.90	49.80	53.20	52.40	52.80
Sixth Form	16.20	17.60	16.80	18.60	18.30	18.70	18.30
FE/Tertiary	19.28	10.78	11.69	15.81	16.04	16.12	15.32
Other	21.43	16.67	27.78	17.54	19.12	12.31	15.69

Cumulative Numbers

schtype	2002	2003	2004	2005	2006	2007	2008
Comprehensive	141	166	173	184	217	195	228
Grammar	268	294	345	377	394	352	386
Independent	1125	1282	1300	1363	1450	1469	1406
Sixth Form	124	135	132	176	184	209	198
FE/Tertiary	43	29	29	49	51	54	59
Other	6	10	15	10	13	8	16

GCE A Level CLASSICAL SUBJECTS 2002–2008

Cumulative % at Grade A by school type



*GCE A Level CLASSICAL SUBJECTS Grade B by school type 2002- 2008
Cumulative Percentages*

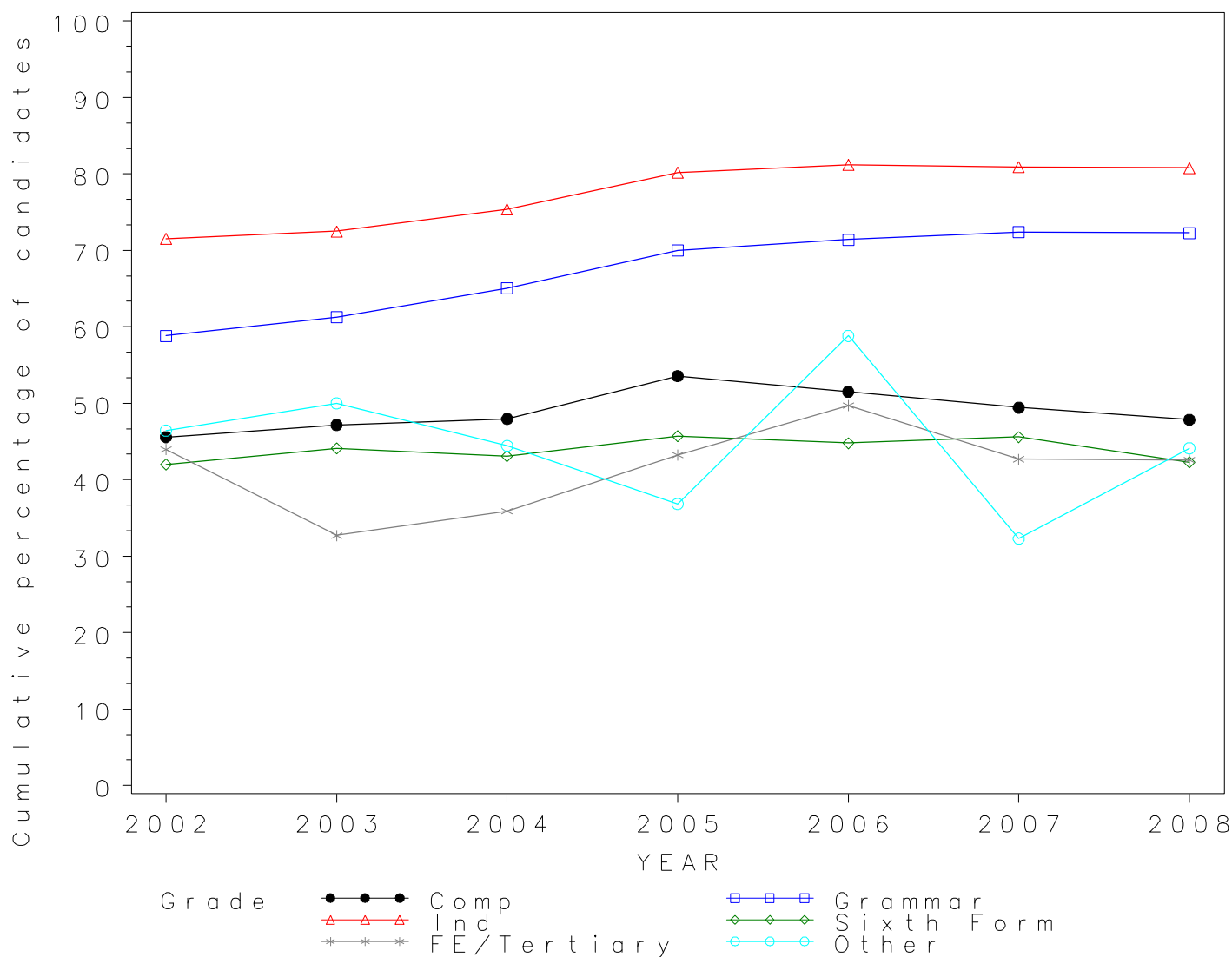
schtype	2002	2003	2004	2005	2006	2007	2008
Comprehensive	45.58	47.16	47.96	53.57	51.52	49.44	47.84
Grammar	58.84	61.25	65.08	69.97	71.41	72.39	72.29
Independent	71.50	72.50	75.40	80.20	81.20	80.90	80.80
Sixth Form	42.00	44.10	43.10	45.70	44.80	45.60	42.30
FE/Tertiary	43.95	32.71	35.89	43.23	49.69	42.69	42.60
Other	46.43	50.00	44.44	36.84	58.82	32.31	44.12

Cumulative Numbers

schtype	2002	2003	2004	2005	2006	2007	2008
Comprehensive	361	399	423	428	492	442	466
Grammar	536	626	641	727	717	645	668
Independent	1853	2047	2047	2195	2214	2268	2151
Sixth Form	322	338	338	431	451	509	458
FE/Tertiary	98	88	89	134	158	143	164
Other	13	30	24	21	40	21	45

GCE A Level CLASSICAL SUBJECTS 2002–2008

Cumulative % at Grade B by school type



*GCE A Level CLASSICAL SUBJECTS Grade C by school type 2002- 2008
Cumulative Percentages*

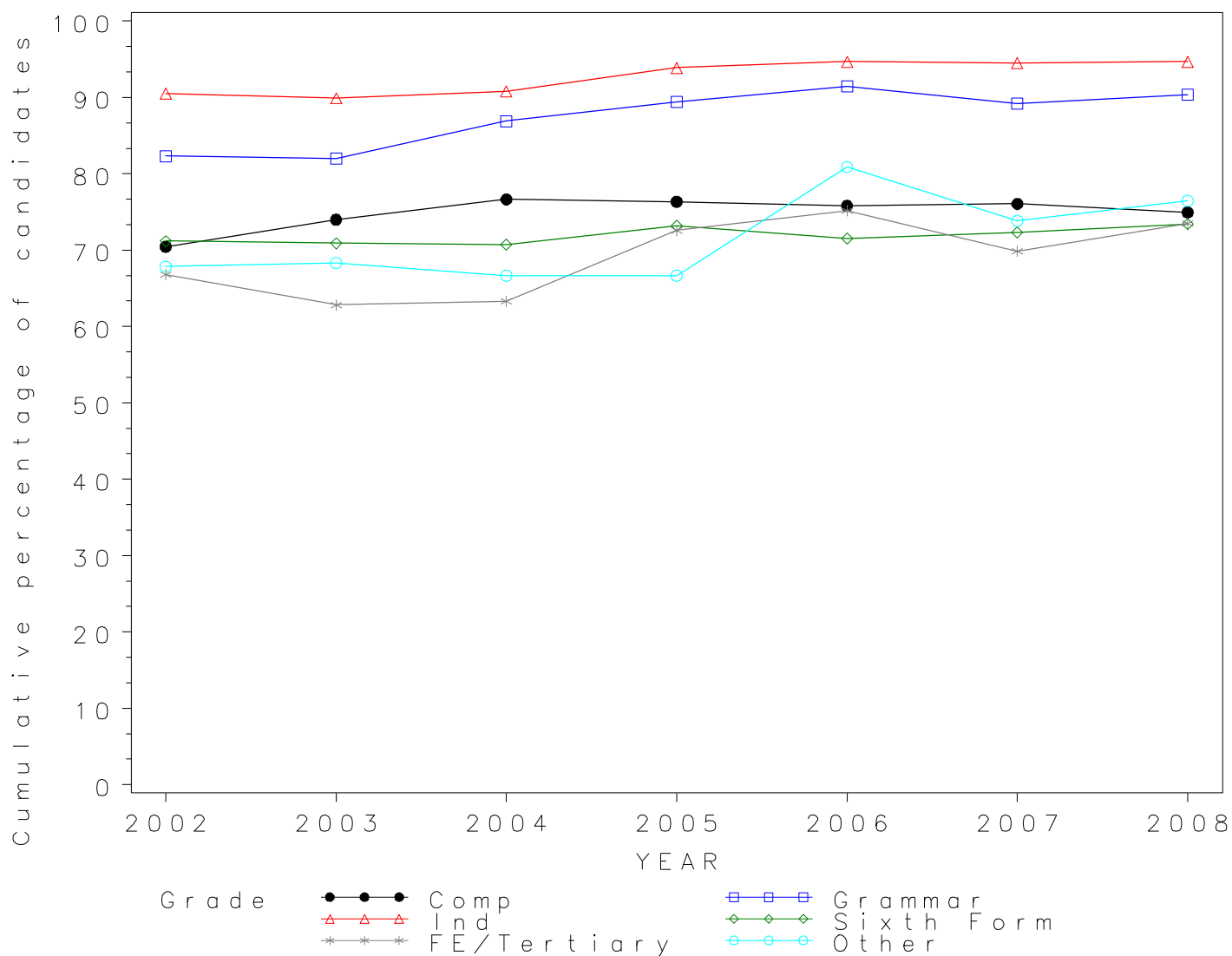
schtype	2002	2003	2004	2005	2006	2007	2008
Comprehensive	70.45	74.00	76.64	76.35	75.81	76.06	74.95
Grammar	82.33	82.00	86.90	89.41	91.43	89.23	90.37
Independent	90.50	89.90	90.80	93.90	94.70	94.50	94.70
Sixth Form	71.20	70.90	70.70	73.20	71.50	72.30	73.40
FE/Tertiary	66.82	62.83	63.31	72.58	75.16	69.85	73.51
Other	67.86	68.33	66.67	66.67	80.88	73.85	76.47

Cumulative Numbers

schtype	2002	2003	2004	2005	2006	2007	2008
Comprehensive	558	626	676	610	724	680	730
Grammar	750	838	856	929	918	795	835
Independent	2346	2538	2465	2570	2582	2650	2521
Sixth Form	546	544	554	691	719	807	794
FE/Tertiary	149	169	157	225	239	234	283
Other	19	41	36	38	55	48	78

GCE A Level CLASSICAL SUBJECTS 2002–2008

Cumulative % at Grade C by school type



*GCE A Level CLASSICAL SUBJECTS Grade D by school type 2002- 2008
Cumulative Percentages*

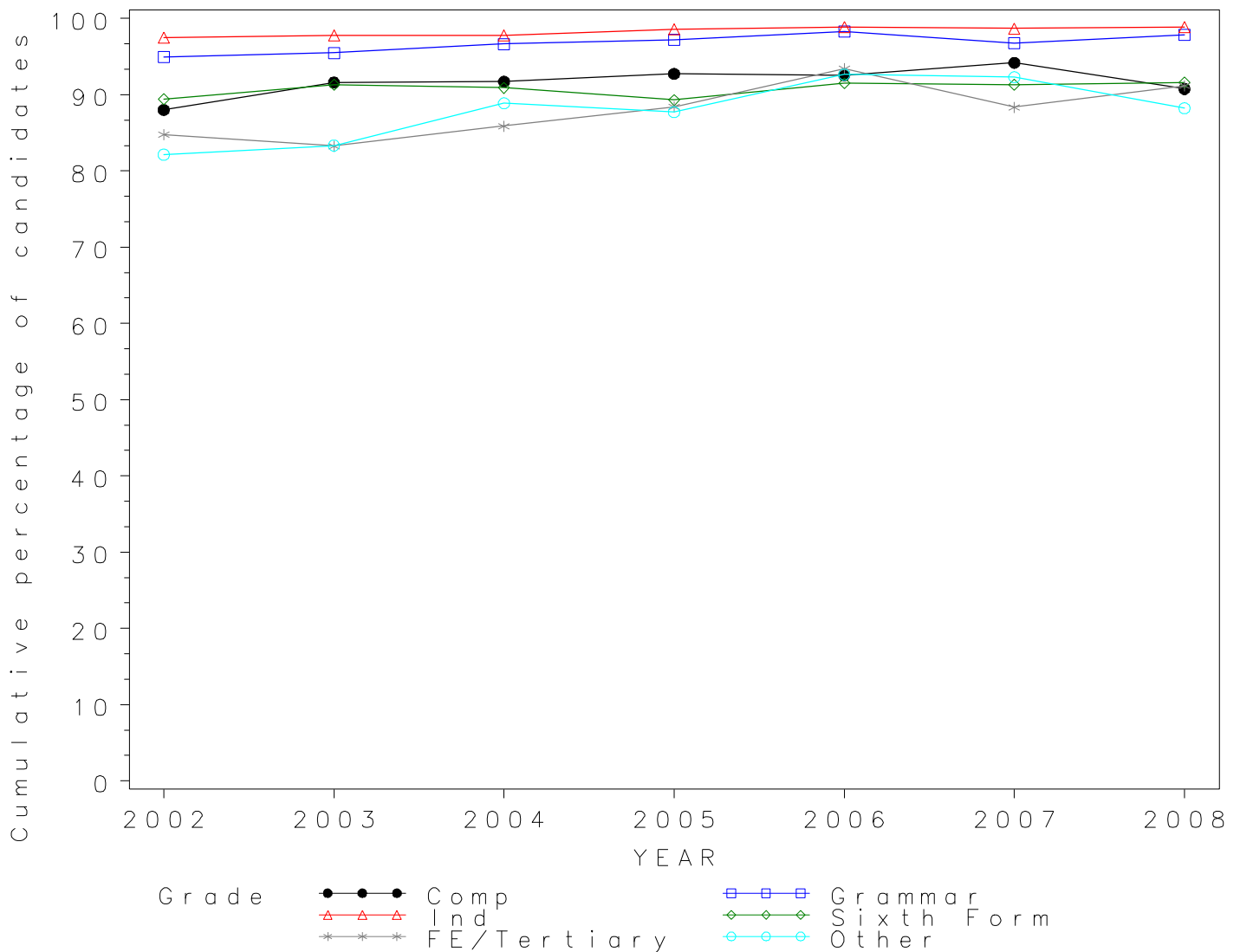
schtype	2002	2003	2004	2005	2006	2007	2008
Comprehensive	88.01	91.61	91.72	92.74	92.57	94.18	90.76
Grammar	94.95	95.50	96.65	97.21	98.31	96.75	97.84
Independent	97.50	97.80	97.80	98.60	98.90	98.70	98.90
Sixth Form	89.40	91.30	90.90	89.30	91.50	91.30	91.60
FE/Tertiary	84.75	83.27	85.89	88.39	93.40	88.36	91.17
Other	82.14	83.33	88.89	87.72	92.65	92.31	88.24

Cumulative Numbers

schtype	2002	2003	2004	2005	2006	2007	2008
Comprehensive	697	775	809	741	884	842	884
Grammar	865	976	952	1010	987	862	904
Independent	2527	2761	2655	2699	2696	2768	2633
Sixth Form	686	700	713	843	920	1019	991
FE/Tertiary	189	224	213	274	297	296	351
Other	23	50	48	50	63	60	90

GCE A Level CLASSICAL SUBJECTS 2002–2008

Cumulative % at Grade D by school type



*GCE A Level CLASSICAL SUBJECTS Grade E by school type 2002- 2008
Cumulative Percentages*

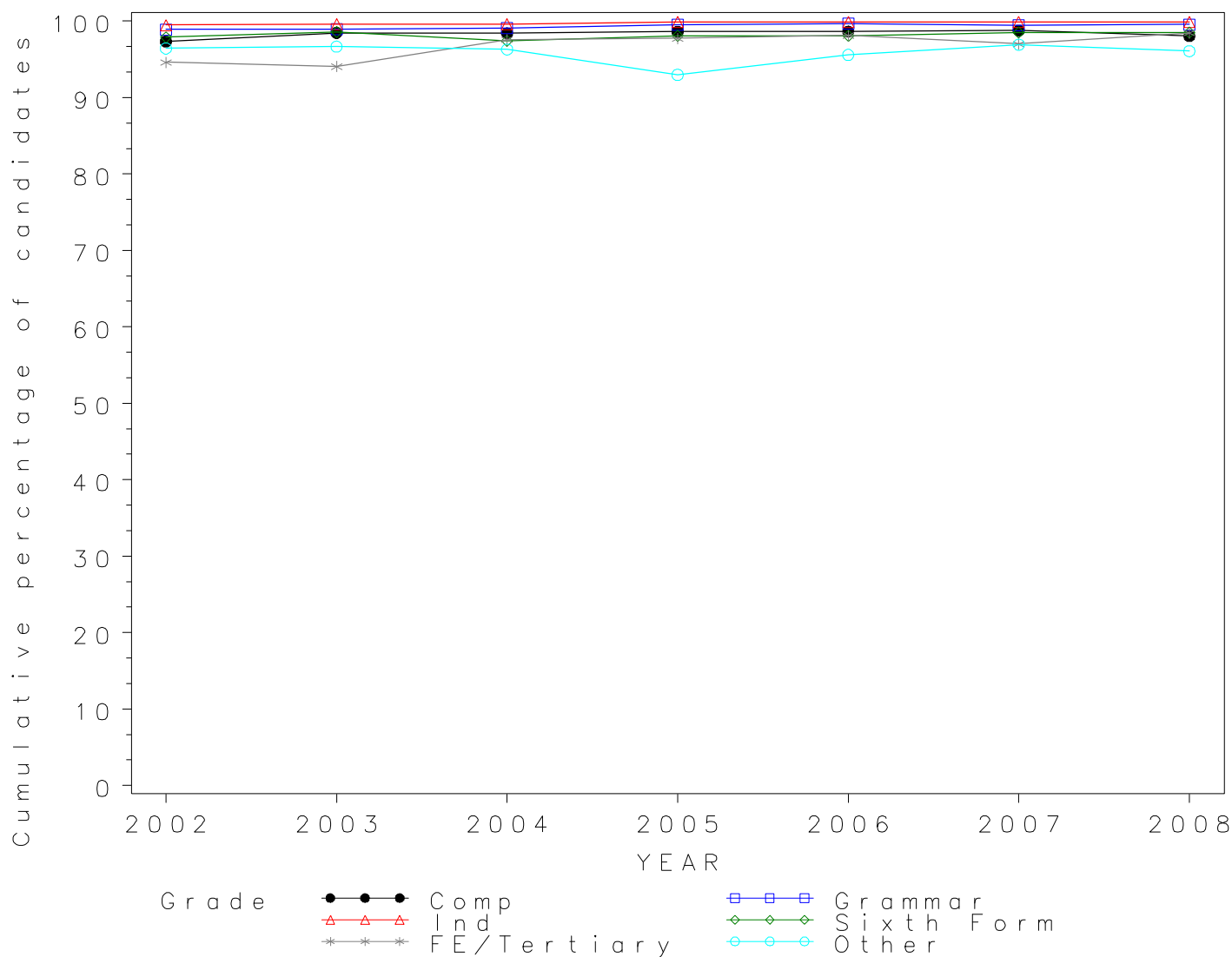
schtype	2002	2003	2004	2005	2006	2007	2008
Comprehensive	97.35	98.46	98.41	98.62	98.64	98.77	98.05
Grammar	98.90	98.92	99.09	99.52	99.70	99.44	99.57
Independent	99.50	99.60	99.60	99.90	99.90	99.90	99.90
Sixth Form	97.90	98.60	97.40	98.10	98.10	98.50	98.50
FE/Tertiary	94.62	94.05	97.58	97.74	98.11	97.01	98.44
Other	96.43	96.67	96.30	92.98	95.59	96.92	96.08

Cumulative Numbers

schtype	2002	2003	2004	2005	2006	2007	2008
Comprehensive	771	833	868	788	942	883	955
Grammar	901	1011	976	1034	1001	886	920
Independent	2579	2812	2704	2734	2723	2801	2659
Sixth Form	751	756	764	926	987	1099	1066
FE/Tertiary	211	253	242	303	312	325	379
Other	27	58	52	53	65	63	98

GCE A Level CLASSICAL SUBJECTS 2002–2008

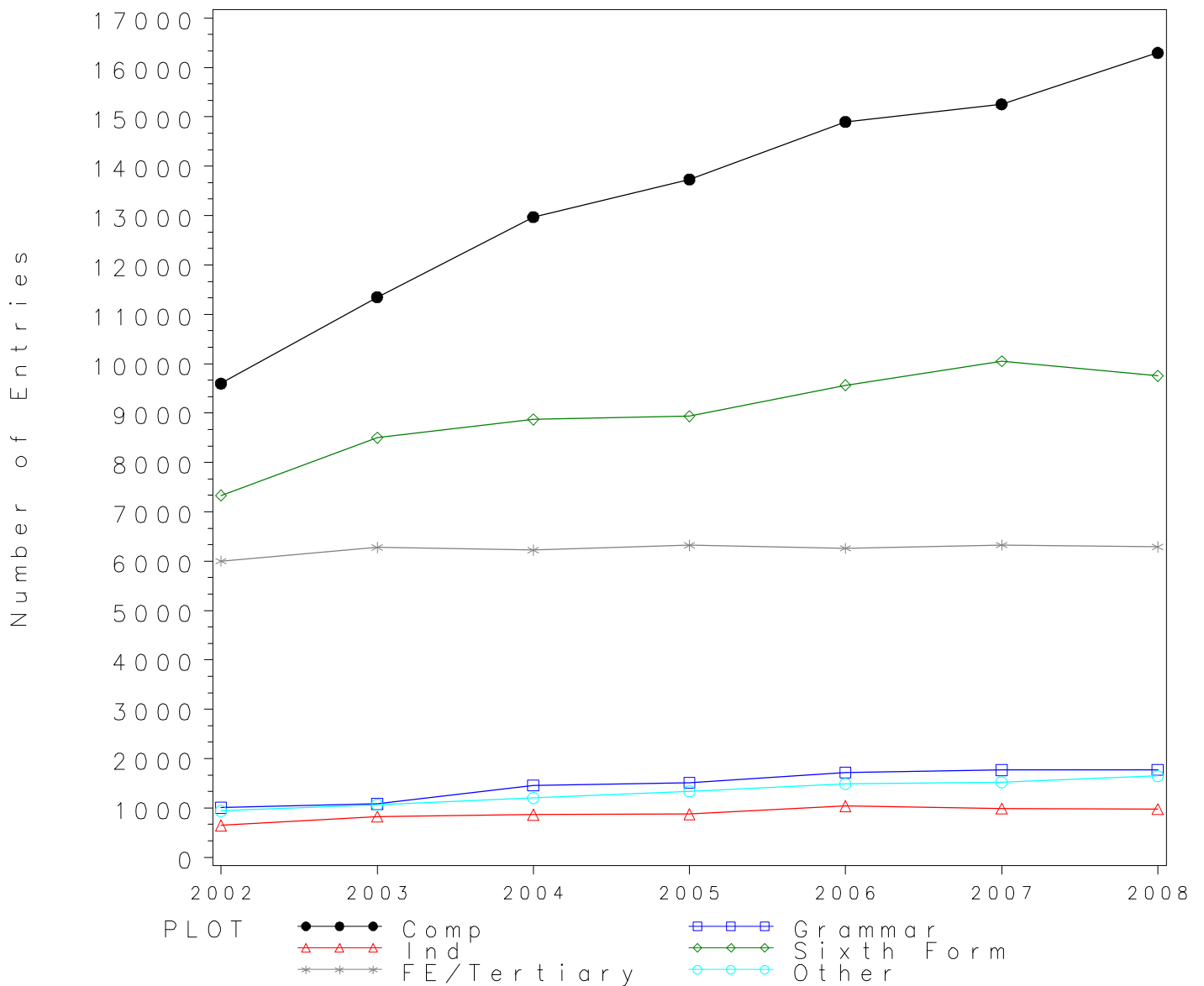
Cumulative % at Grade E by school type



*Numbers of GCE A Level entries in COMMUNICATION STUDIES by school type
2002- 2008*

sctype	2002	2003	2004	2005	2006	2007	2008
Comprehensive	9598	11348	12973	13733	14901	15255	16297
Grammar	1006	1083	1456	1514	1721	1771	1773
Independent	647	825	864	876	1036	991	979
Sixth Form	7331	8503	8872	8937	9564	10051	9755
FE/Tertiary	5999	6279	6222	6323	6262	6326	6291
Other	940	1066	1203	1337	1488	1521	1646

GCE A Level COMMUNICATION STUDIES Entries by school type 2002–2008



*GCE A Level COMMUNICATION STUDIES Grade A by school type 2002- 2008
Cumulative Percentages*

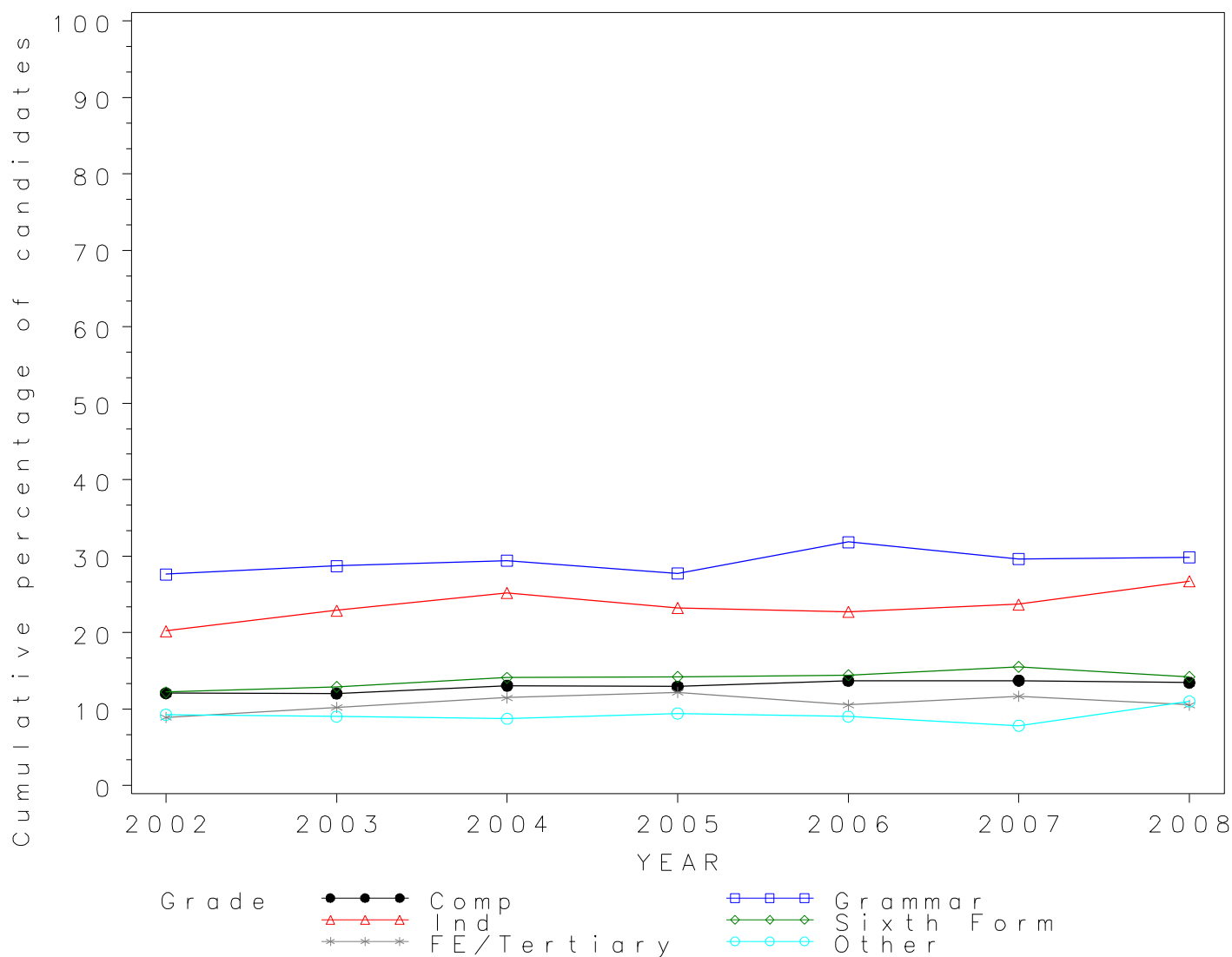
schtype	2002	2003	2004	2005	2006	2007	2008
Comprehensive	12.07	12.04	13.06	12.94	13.70	13.72	13.45
Grammar	27.63	28.72	29.40	27.74	31.84	29.64	29.84
Independent	20.20	22.90	25.20	23.20	22.70	23.70	26.70
Sixth Form	12.20	12.90	14.10	14.20	14.40	15.50	14.20
FE/Tertiary	8.90	10.21	11.48	12.19	10.52	11.67	10.52
Other	9.26	9.01	8.73	9.42	9.01	7.82	11.00

Cumulative Numbers

schtype	2002	2003	2004	2005	2006	2007	2008
Comprehensive	1158	1366	1694	1777	2042	2093	2192
Grammar	278	311	428	420	548	525	529
Independent	131	189	218	203	235	235	261
Sixth Form	894	1097	1251	1269	1377	1558	1385
FE/Tertiary	534	641	714	771	659	738	662
Other	87	96	105	126	134	119	181

GCE A Level COMMUNICATION STUDIES 2002–2008

Cumulative % at Grade A by school type



*GCE A Level COMMUNICATION STUDIES Grade B by school type 2002- 2008
Cumulative Percentages*

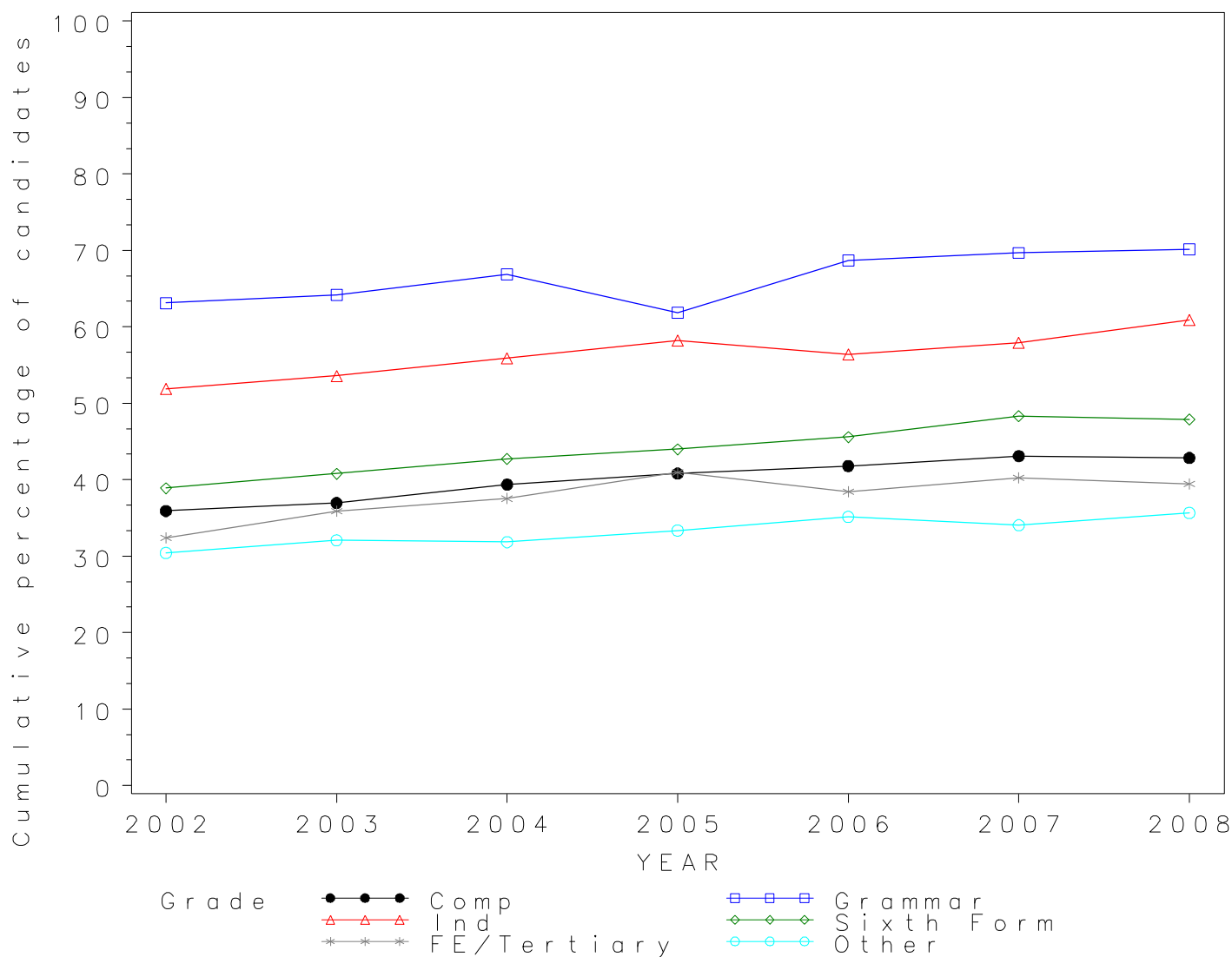
schtype	2002	2003	2004	2005	2006	2007	2008
Comprehensive	35.91	36.96	39.37	40.82	41.80	43.09	42.85
Grammar	63.12	64.17	66.90	61.82	68.68	69.68	70.16
Independent	51.90	53.60	55.90	58.20	56.40	57.90	60.90
Sixth Form	38.90	40.80	42.70	44.00	45.60	48.30	47.90
FE/Tertiary	32.41	35.88	37.53	40.95	38.42	40.25	39.47
Other	30.43	32.08	31.84	33.36	35.15	34.06	35.66

Cumulative Numbers

schtype	2002	2003	2004	2005	2006	2007	2008
Comprehensive	3447	4194	5108	5606	6228	6574	6984
Grammar	635	695	974	936	1182	1234	1244
Independent	336	442	483	510	584	574	596
Sixth Form	2852	3469	3788	3932	4361	4855	4673
FE/Tertiary	1944	2253	2335	2589	2406	2546	2483
Other	286	342	383	446	523	518	587

GCE A Level COMMUNICATION STUDIES 2002–2008

Cumulative % at Grade B by school type



GCE A Level COMMUNICATION STUDIES Grade C by school type 2002- 2008
Cumulative Percentages

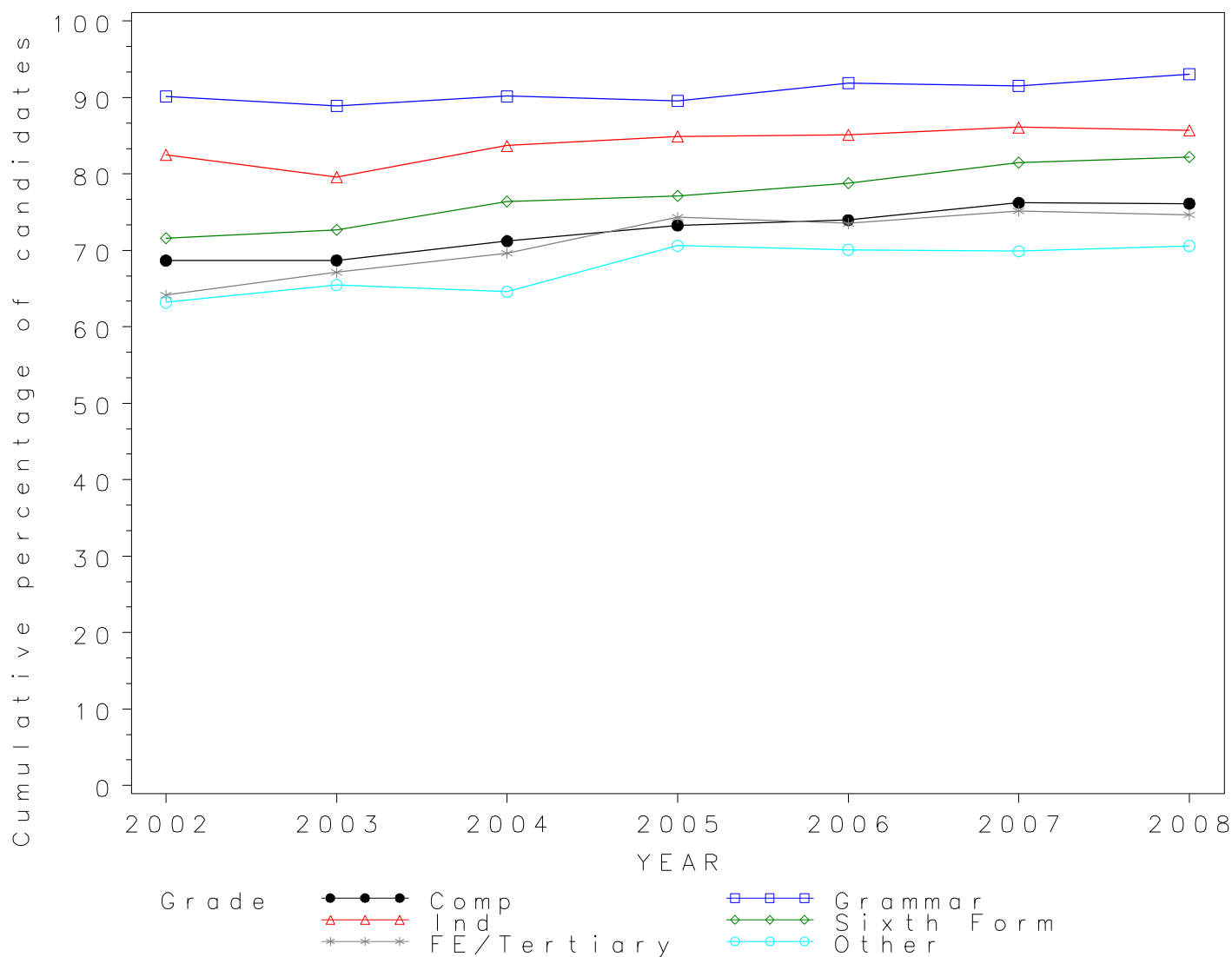
schtype	2002	2003	2004	2005	2006	2007	2008
Comprehensive	68.68	68.70	71.22	73.28	73.96	76.23	76.13
Grammar	90.16	88.92	90.18	89.56	91.87	91.53	93.06
Independent	82.50	79.60	83.70	84.90	85.10	86.10	85.70
Sixth Form	71.60	72.70	76.40	77.10	78.80	81.50	82.20
FE/Tertiary	64.14	67.13	69.62	74.33	73.52	75.17	74.66
Other	63.19	65.48	64.59	70.61	70.09	69.89	70.60

Cumulative Numbers

schtype	2002	2003	2004	2005	2006	2007	2008
Comprehensive	6592	7796	9240	10064	11021	11629	12407
Grammar	907	963	1313	1356	1581	1621	1650
Independent	534	657	723	744	882	853	839
Sixth Form	5249	6182	6778	6890	7536	8192	8019
FE/Tertiary	3848	4215	4332	4700	4604	4755	4697
Other	594	698	777	944	1043	1063	1162

GCE A Level COMMUNICATION STUDIES 2002–2008

Cumulative % at Grade C by school type



GCE A Level COMMUNICATION STUDIES Grade D by school type 2002- 2008
Cumulative Percentages

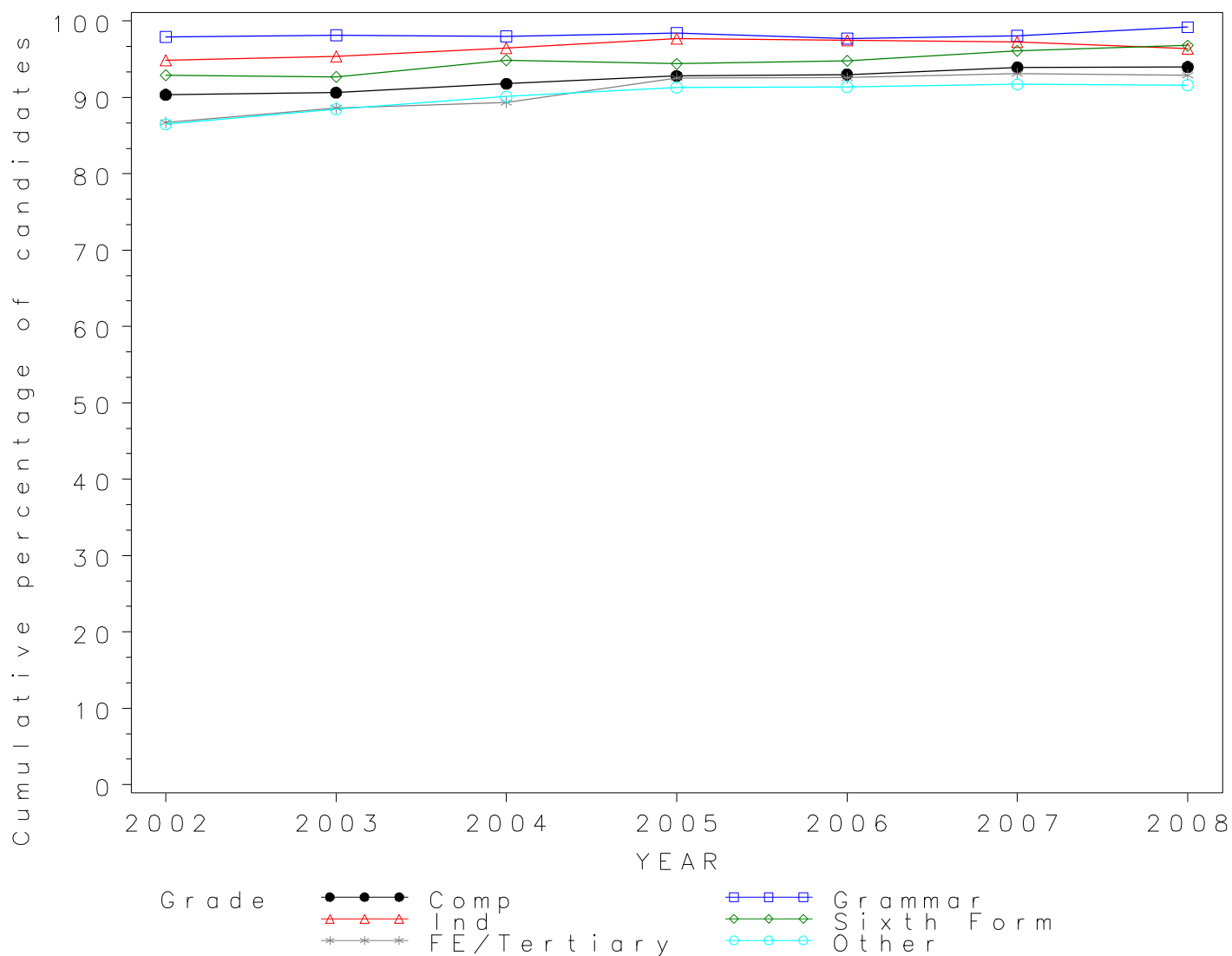
schtype	2002	2003	2004	2005	2006	2007	2008
Comprehensive	90.35	90.63	91.79	92.81	93.01	93.92	93.99
Grammar	97.91	98.15	98.01	98.41	97.73	98.08	99.21
Independent	94.90	95.40	96.50	97.70	97.50	97.30	96.40
Sixth Form	92.90	92.70	94.90	94.40	94.80	96.10	96.80
FE/Tertiary	86.75	88.63	89.33	92.55	92.59	93.12	92.91
Other	86.49	88.46	90.11	91.32	91.40	91.72	91.62

Cumulative Numbers

schtype	2002	2003	2004	2005	2006	2007	2008
Comprehensive	8672	10285	11908	12745	13859	14328	15318
Grammar	985	1063	1427	1490	1682	1737	1759
Independent	614	787	834	856	1010	964	944
Sixth Form	6810	7882	8420	8437	9067	9659	9443
FE/Tertiary	5204	5565	5558	5852	5798	5891	5845
Other	813	943	1084	1221	1360	1395	1508

GCE A Level COMMUNICATION STUDIES 2002–2008

Cumulative % at Grade D by school type



*GCE A Level COMMUNICATION STUDIES Grade E by school type 2002- 2008
Cumulative Percentages*

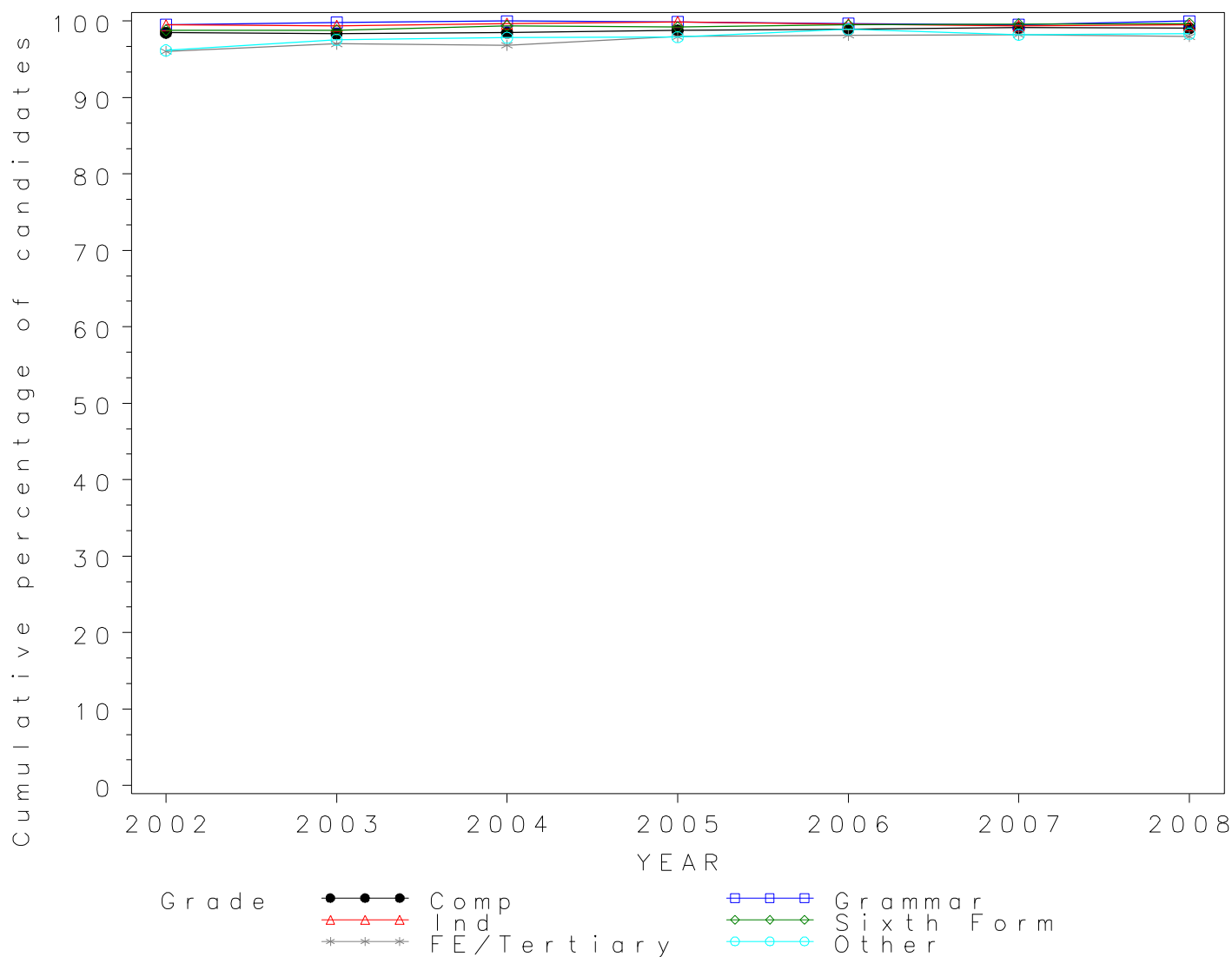
schtype	2002	2003	2004	2005	2006	2007	2008
Comprehensive	98.48	98.38	98.50	98.78	98.97	99.12	99.06
Grammar	99.50	99.82	100.00	99.87	99.65	99.55	100.00
Independent	99.50	99.40	99.70	99.90	99.60	99.40	99.50
Sixth Form	98.80	98.80	99.40	99.20	99.50	99.60	99.70
FE/Tertiary	96.05	97.02	96.83	97.96	98.15	98.21	97.98
Other	96.17	97.56	97.84	97.91	98.92	98.22	98.36

Cumulative Numbers

schtype	2002	2003	2004	2005	2006	2007	2008
Comprehensive	9452	11164	12778	13565	14747	15121	16144
Grammar	1001	1081	1456	1512	1715	1763	1773
Independent	644	820	861	875	1032	985	974
Sixth Form	7243	8401	8819	8866	9516	10011	9726
FE/Tertiary	5762	6092	6025	6194	6146	6213	6164
Other	904	1040	1177	1309	1472	1494	1619

GCE A Level COMMUNICATION STUDIES 2002–2008

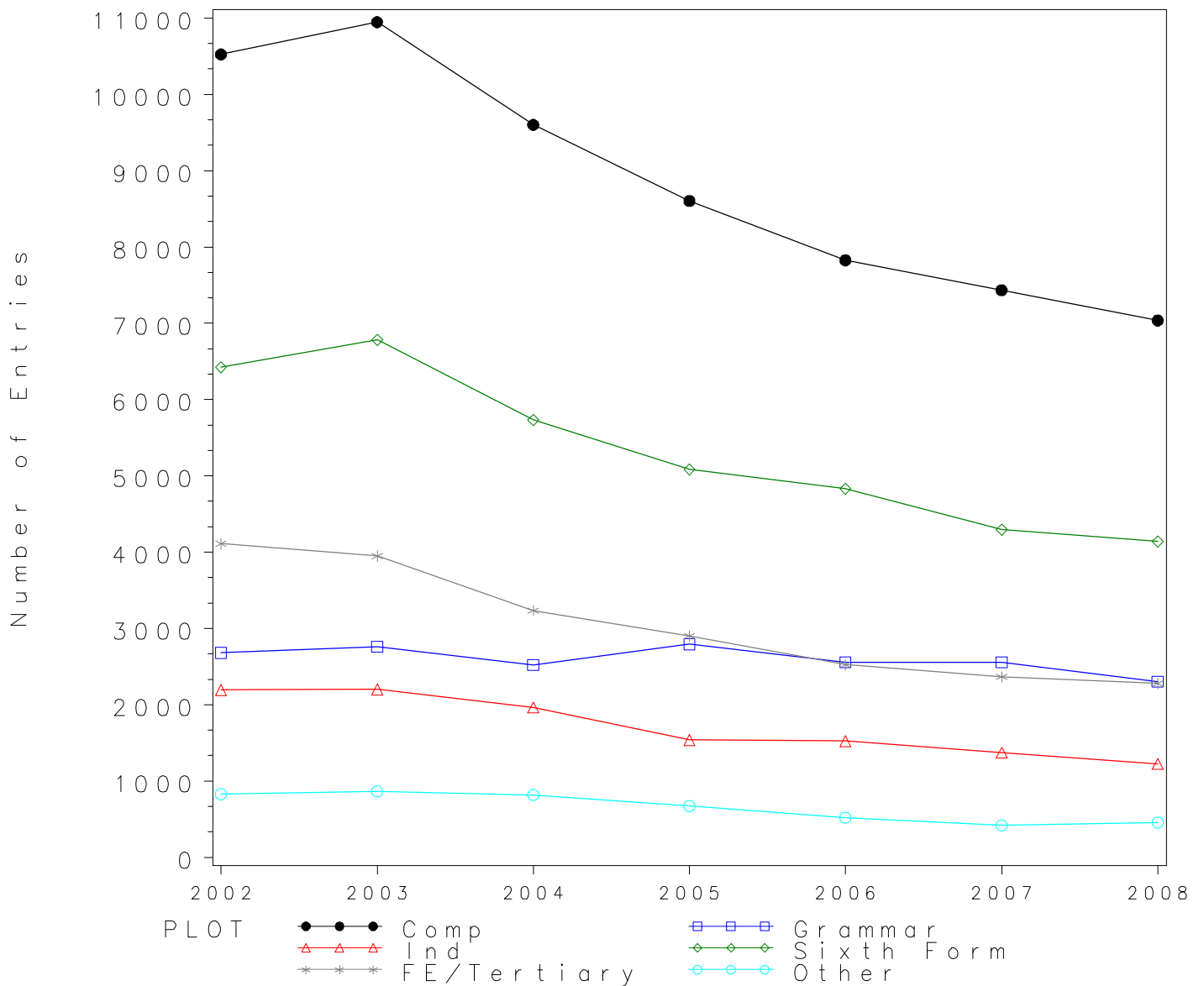
Cumulative % at Grade E by school type



*Numbers of GCE A Level entries in COMPUTING/INFORMATION by school type
2002- 2008*

schtype	2002	2003	2004	2005	2006	2007	2008
Comprehensive	10525	10948	9602	8604	7826	7435	7037
Grammar	2682	2763	2523	2793	2556	2557	2303
Independent	2194	2203	1964	1538	1524	1372	1224
Sixth Form	6424	6783	5734	5085	4831	4295	4139
FE/Tertiary	4110	3950	3235	2902	2524	2367	2279
Other	828	866	818	673	520	420	457

GCE A Level COMPUTING/INFORMATION Entries by school type 2002–2008



*GCE A Level COMPUTING/INFORMATION Grade A by school type 2002- 2008
Cumulative Percentages*

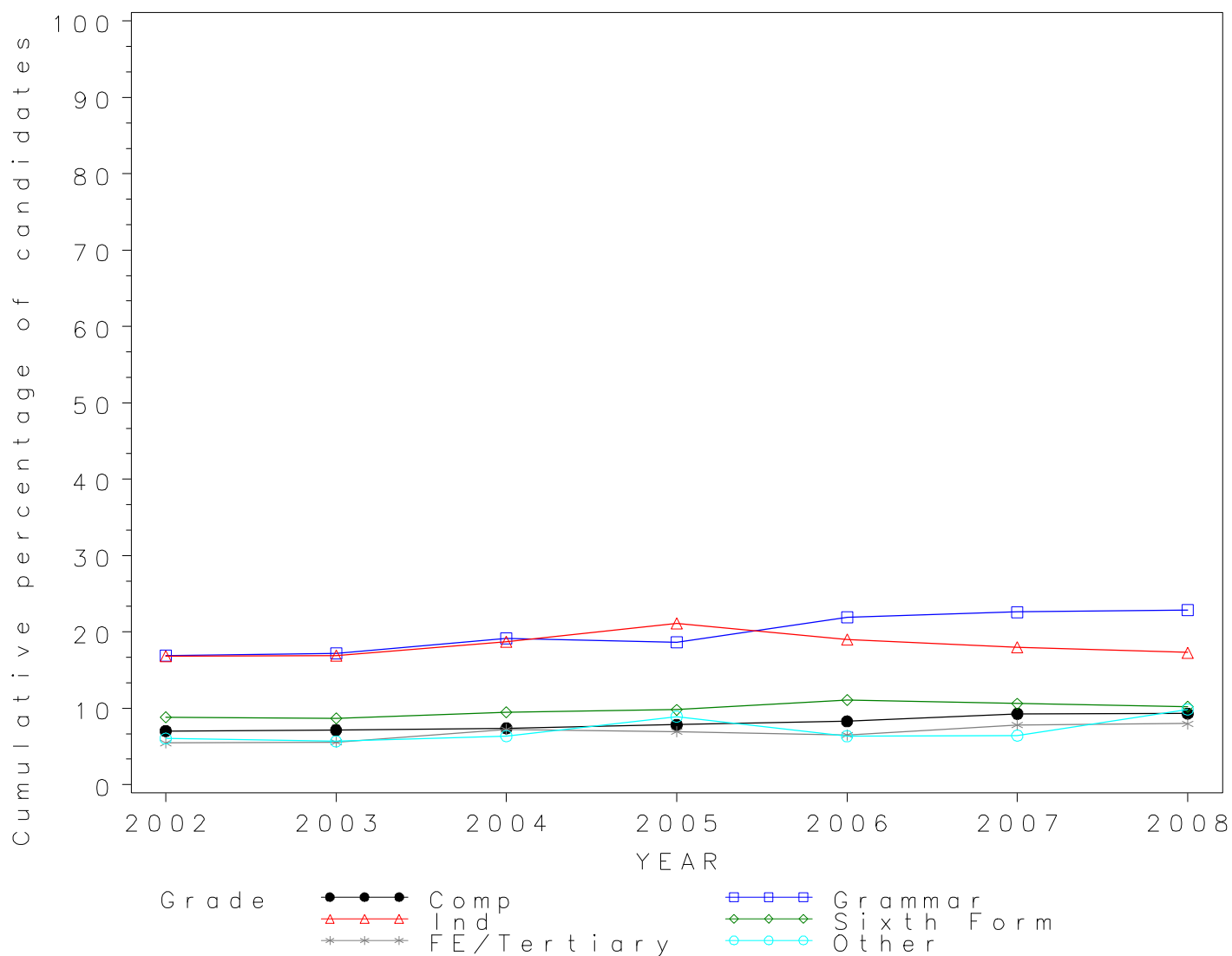
schtype	2002	2003	2004	2005	2006	2007	2008
Comprehensive	7.02	7.15	7.38	7.83	8.29	9.28	9.29
Grammar	16.89	17.19	19.14	18.65	21.91	22.60	22.88
Independent	16.80	16.90	18.70	21.10	19.00	18.00	17.30
Sixth Form	8.80	8.70	9.50	9.80	11.10	10.60	10.20
FE/Tertiary	5.45	5.54	7.23	6.93	6.50	7.82	7.99
Other	6.04	5.66	6.36	8.92	6.35	6.43	9.85

Cumulative Numbers

schtype	2002	2003	2004	2005	2006	2007	2008
Comprehensive	739	783	709	674	649	690	654
Grammar	453	475	483	521	560	578	527
Independent	369	372	367	325	290	247	212
Sixth Form	565	590	545	498	536	455	422
FE/Tertiary	224	219	234	201	164	185	182
Other	50	49	52	60	33	27	45

GCE A Level COMPUTING/INFORMATION 2002–2008

Cumulative % at Grade A by school type



*GCE A Level COMPUTING/INFORMATION Grade B by school type 2002- 2008
Cumulative Percentages*

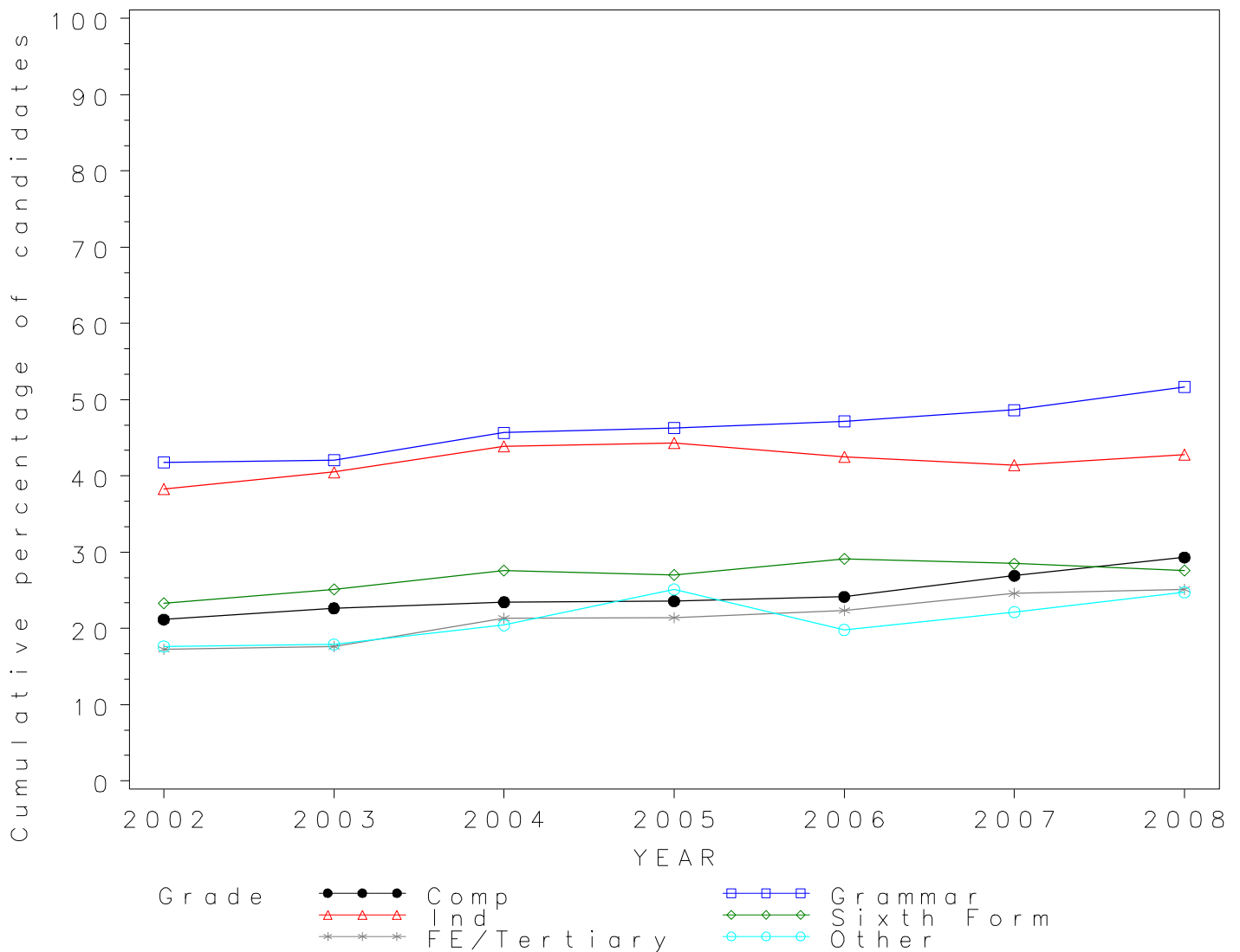
schtype	2002	2003	2004	2005	2006	2007	2008
Comprehensive	21.16	22.64	23.44	23.58	24.14	26.90	29.30
Grammar	41.80	42.06	45.66	46.29	47.18	48.65	51.67
Independent	38.30	40.50	43.90	44.30	42.50	41.40	42.80
Sixth Form	23.30	25.10	27.60	27.00	29.10	28.50	27.60
FE/Tertiary	17.25	17.62	21.33	21.40	22.35	24.59	25.10
Other	17.63	17.90	20.42	25.11	19.81	22.14	24.73

Cumulative Numbers

schtype	2002	2003	2004	2005	2006	2007	2008
Comprehensive	2227	2479	2251	2029	1889	2000	2062
Grammar	1121	1162	1152	1293	1206	1244	1190
Independent	840	892	862	681	648	568	524
Sixth Form	1497	1703	1583	1373	1406	1224	1142
FE/Tertiary	709	696	690	621	564	582	572
Other	146	155	167	169	103	93	113

GCE A Level COMPUTING/INFORMATION 2002—2008

Cumulative % at Grade B by school type



*GCE A Level COMPUTING/INFORMATION Grade C by school type 2002- 2008
Cumulative Percentages*

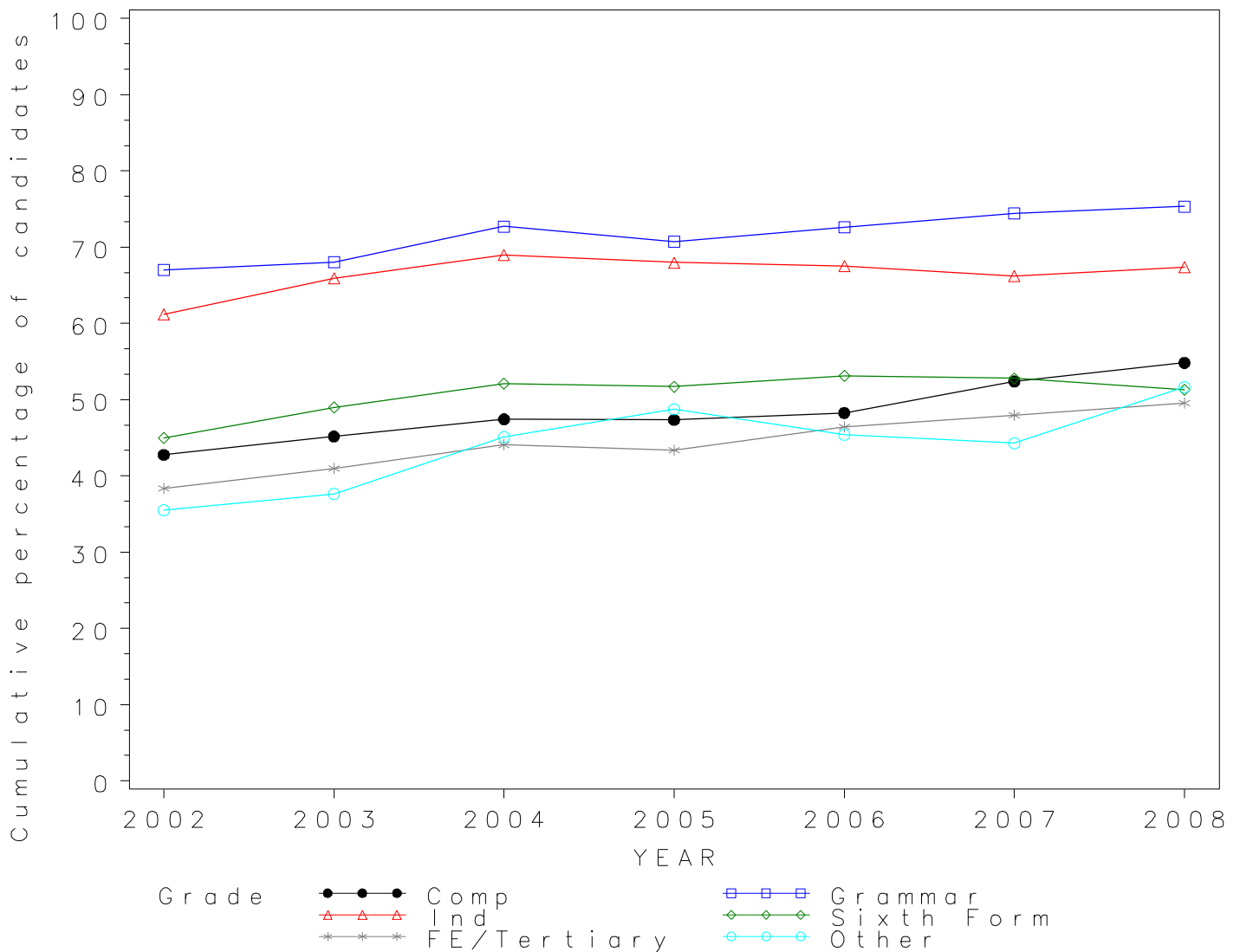
schtype	2002	2003	2004	2005	2006	2007	2008
Comprehensive	42.76	45.18	47.44	47.35	48.26	52.39	54.82
Grammar	67.00	68.01	72.73	70.71	72.61	74.42	75.34
Independent	61.20	65.90	69.00	68.00	67.50	66.20	67.40
Sixth Form	45.00	49.00	52.10	51.70	53.10	52.80	51.30
FE/Tertiary	38.35	40.96	44.08	43.38	46.43	47.95	49.54
Other	35.51	37.64	45.11	48.74	45.38	44.29	51.64

Cumulative Numbers

schtype	2002	2003	2004	2005	2006	2007	2008
Comprehensive	4501	4946	4555	4074	3777	3895	3858
Grammar	1797	1879	1835	1975	1856	1903	1735
Independent	1343	1452	1355	1046	1029	908	825
Sixth Form	2891	3324	2987	2629	2565	2268	2123
FE/Tertiary	1576	1618	1426	1259	1172	1135	1129
Other	294	326	369	328	236	186	236

GCE A Level COMPUTING/INFORMATION 2002—2008

Cumulative % at Grade C by school type



GCE A Level COMPUTING/INFORMATION Grade D by school type 2002- 2008
Cumulative Percentages

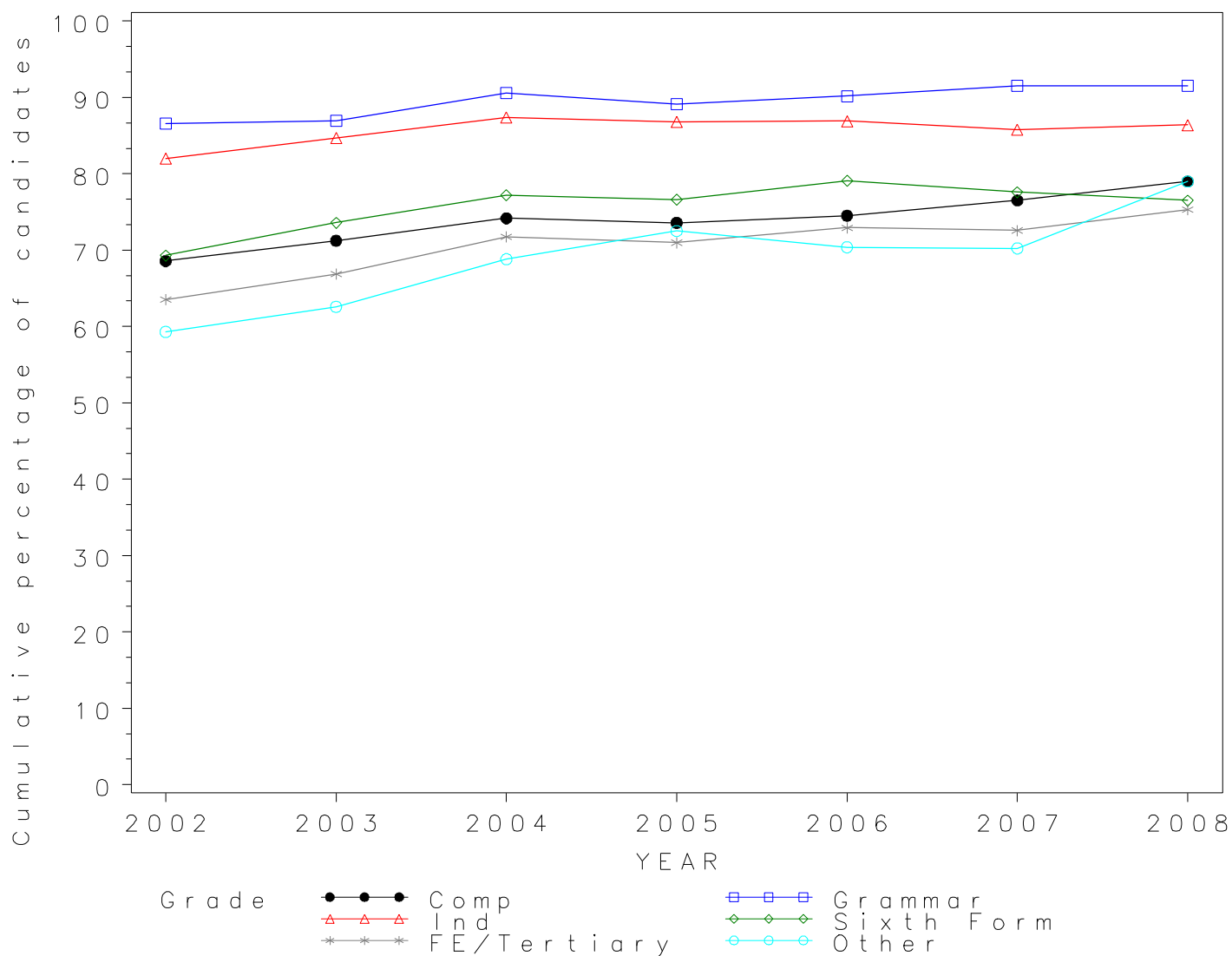
schtype	2002	2003	2004	2005	2006	2007	2008
Comprehensive	68.57	71.24	74.17	73.58	74.52	76.52	79.00
Grammar	86.58	86.97	90.57	89.12	90.18	91.51	91.53
Independent	82.00	84.70	87.40	86.80	86.90	85.80	86.40
Sixth Form	69.30	73.60	77.20	76.60	79.10	77.60	76.50
FE/Tertiary	63.53	66.89	71.75	70.99	72.94	72.58	75.30
Other	59.30	62.59	68.83	72.51	70.38	70.24	78.99

Cumulative Numbers

schtype	2002	2003	2004	2005	2006	2007	2008
Comprehensive	7217	7799	7122	6331	5832	5689	5559
Grammar	2322	2403	2285	2489	2305	2340	2108
Independent	1799	1866	1717	1335	1324	1177	1058
Sixth Form	4452	4992	4427	3895	3821	3333	3166
FE/Tertiary	2611	2642	2321	2060	1841	1718	1716
Other	491	542	563	488	366	295	361

GCE A Level COMPUTING/INFORMATION 2002–2008

Cumulative % at Grade D by school type



*GCE A Level COMPUTING/INFORMATION Grade E by school type 2002- 2008
Cumulative Percentages*

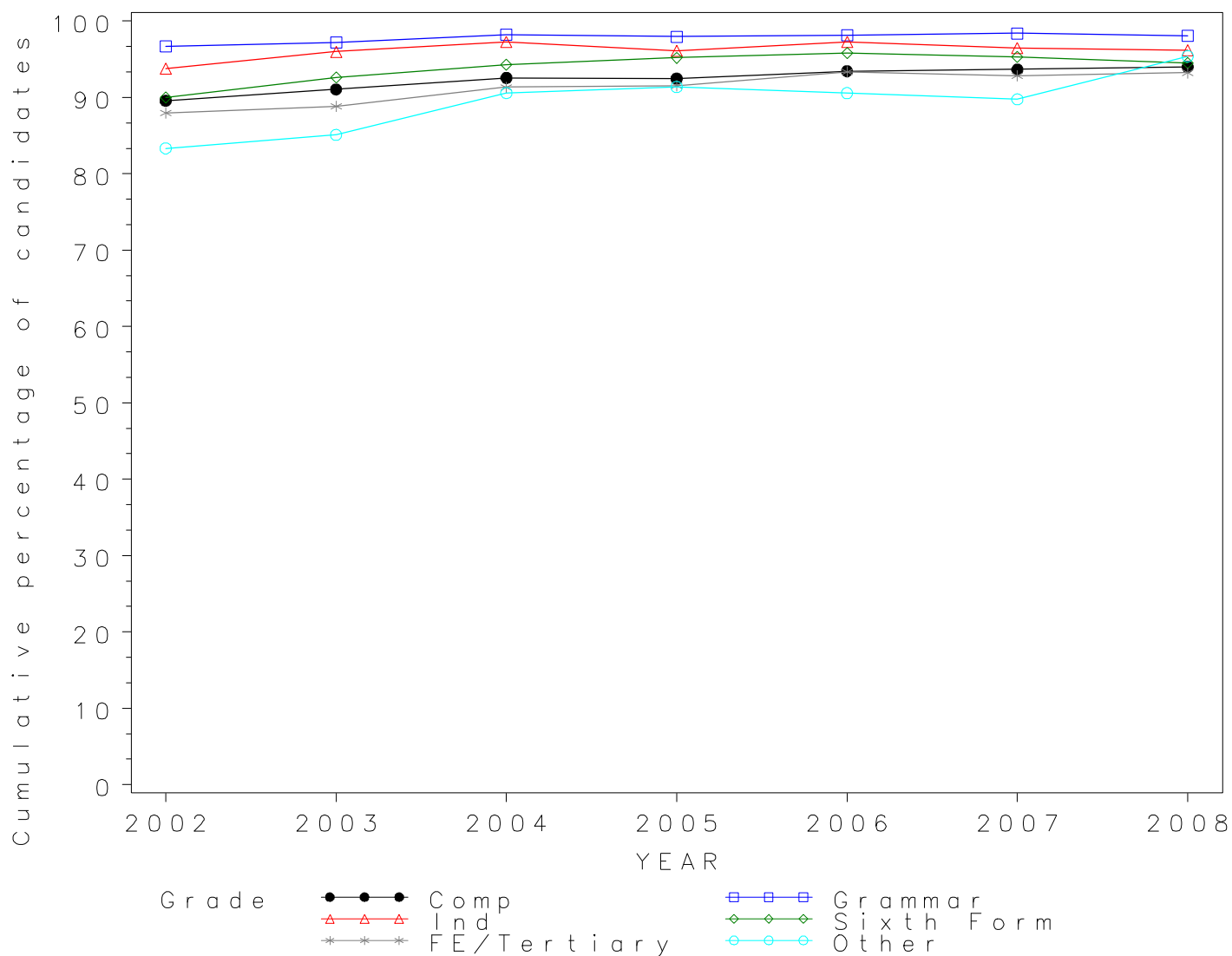
schtype	2002	2003	2004	2005	2006	2007	2008
Comprehensive	89.58	91.06	92.56	92.48	93.44	93.67	94.02
Grammar	96.68	97.18	98.22	97.96	98.16	98.40	98.09
Independent	93.80	96.00	97.30	96.10	97.30	96.50	96.20
Sixth Form	90.00	92.60	94.30	95.20	95.80	95.30	94.50
FE/Tertiary	87.98	88.84	91.34	91.52	93.34	92.86	93.24
Other	83.33	85.10	90.59	91.38	90.58	89.76	95.40

Cumulative Numbers

schtype	2002	2003	2004	2005	2006	2007	2008
Comprehensive	9428	9969	8888	7957	7313	6964	6616
Grammar	2593	2685	2478	2736	2509	2516	2259
Independent	2058	2115	1911	1478	1483	1324	1177
Sixth Form	5782	6281	5407	4841	4628	4093	3911
FE/Tertiary	3616	3509	2955	2656	2356	2198	2125
Other	690	737	741	615	471	377	436

GCE A Level COMPUTING/INFORMATION 2002–2008

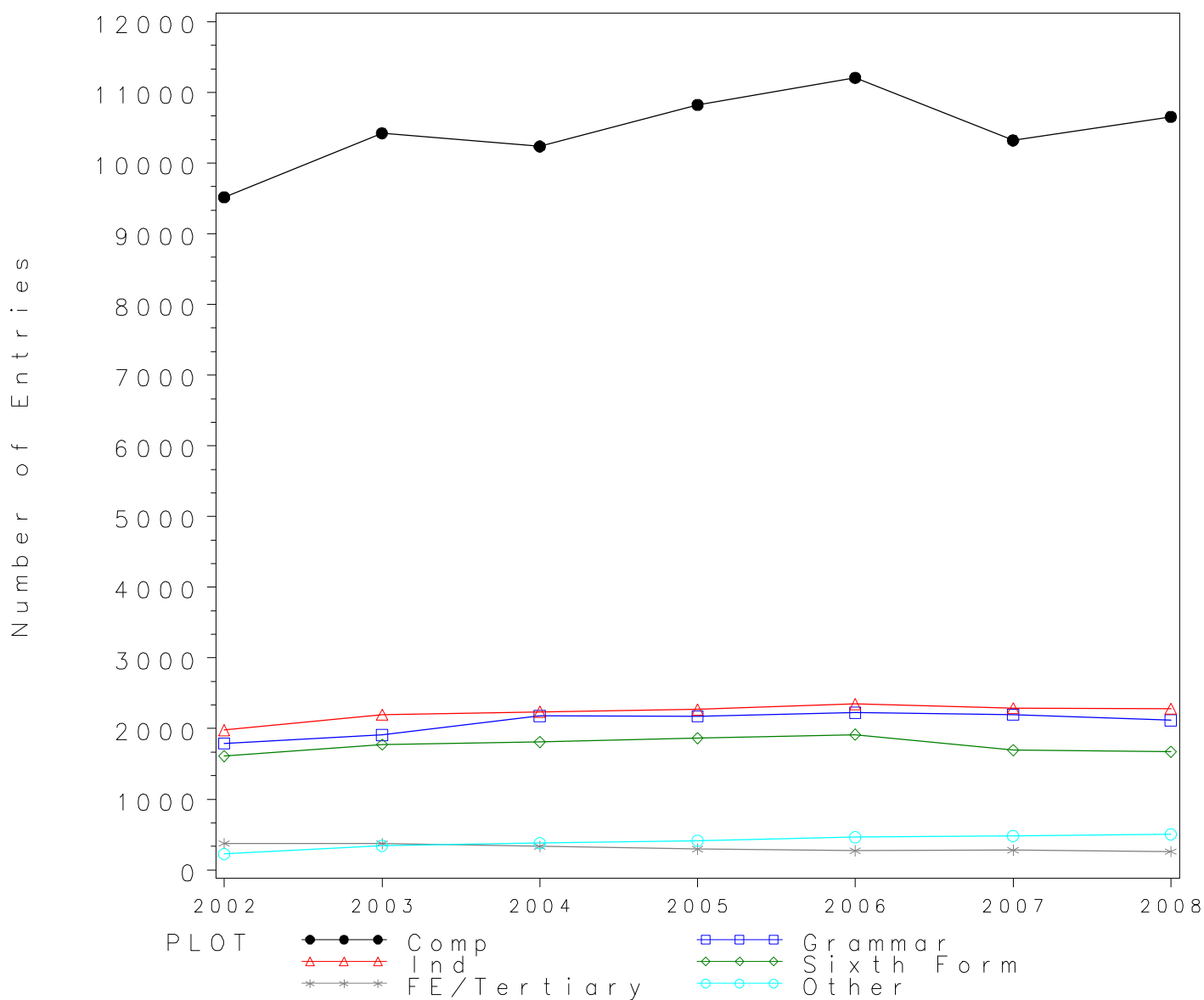
Cumulative % at Grade E by school type



*Numbers of GCE A Level entries in DESIGN AND TECHNOLOGY by school type
2002- 2008*

schtype	2002	2003	2004	2005	2006	2007	2008
Comprehensive	9517	10423	10236	10825	11207	10322	10654
Grammar	1791	1909	2178	2175	2226	2197	2118
Independent	1980	2199	2238	2272	2349	2290	2283
Sixth Form	1609	1775	1811	1865	1915	1693	1671
FE/Tertiary	376	374	334	294	270	281	260
Other	226	342	379	415	463	480	503

GCE A Level DESIGN AND TECHNOLOGY Entries by school type 2002–2008



*GCE A Level DESIGN AND TECHNOLOGY Grade A by school type 2002- 2008
Cumulative Percentages*

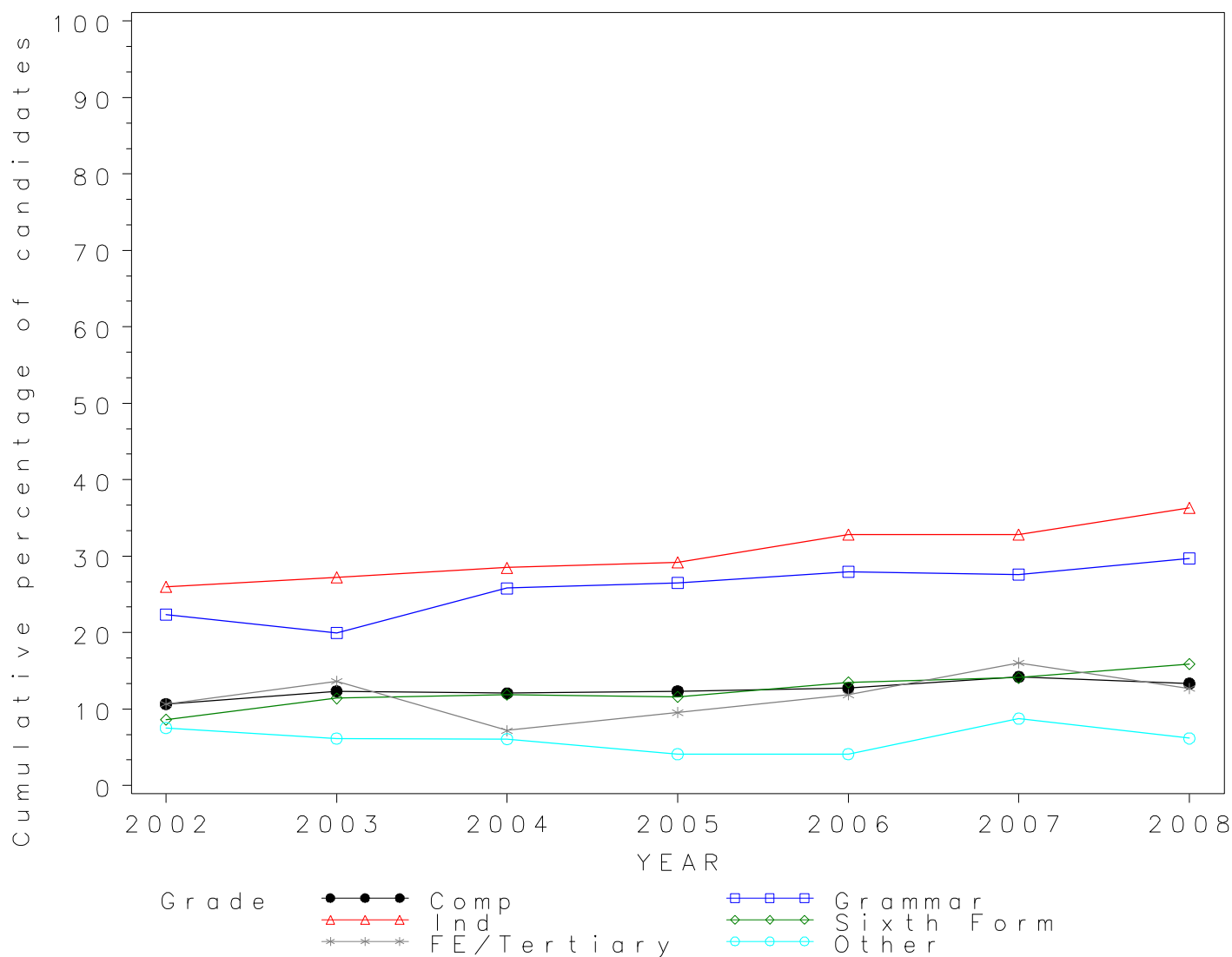
schtype	2002	2003	2004	2005	2006	2007	2008
Comprehensive	10.65	12.33	12.07	12.32	12.73	14.21	13.33
Grammar	22.33	19.96	25.80	26.48	27.94	27.58	29.70
Independent	26.00	27.20	28.50	29.20	32.80	32.80	36.30
Sixth Form	8.60	11.40	11.90	11.60	13.50	14.10	15.90
FE/Tertiary	10.64	13.64	7.19	9.52	11.85	16.01	12.69
Other	7.52	6.14	6.07	4.10	4.10	8.75	6.16

Cumulative Numbers

schtype	2002	2003	2004	2005	2006	2007	2008
Comprehensive	1014	1285	1235	1334	1427	1467	1420
Grammar	400	381	562	576	622	606	629
Independent	515	598	638	663	770	751	829
Sixth Form	138	202	216	216	259	239	266
FE/Tertiary	40	51	24	28	32	45	33
Other	17	21	23	17	19	42	31

GCE A Level DESIGN AND TECHNOLOGY 2002–2008

Cumulative % at Grade A by school type



*GCE A Level DESIGN AND TECHNOLOGY Grade B by school type 2002- 2008
Cumulative Percentages*

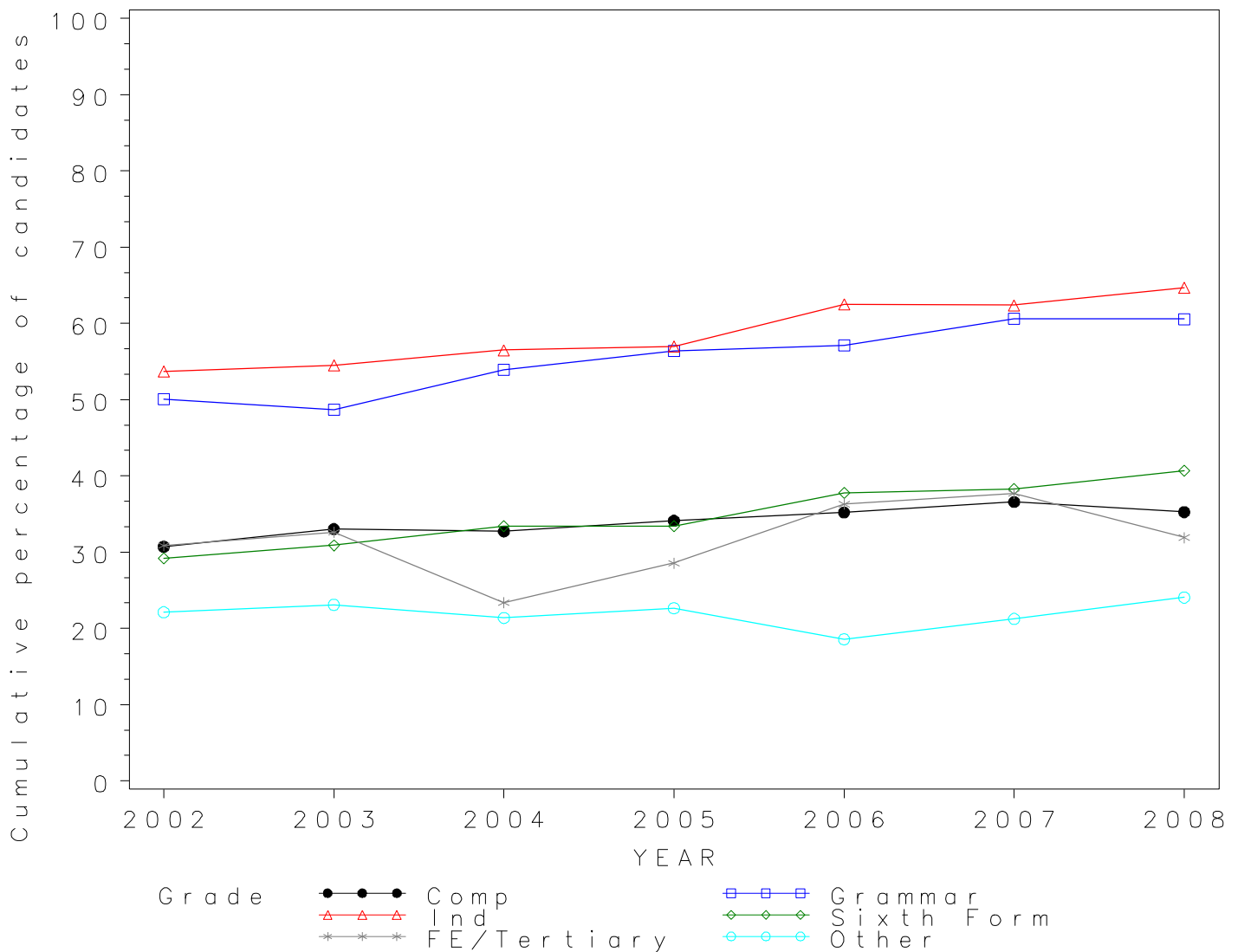
schtype	2002	2003	2004	2005	2006	2007	2008
Comprehensive	30.71	33.03	32.72	34.12	35.21	36.58	35.25
Grammar	50.08	48.66	53.90	56.41	57.14	60.63	60.58
Independent	53.70	54.50	56.50	57.00	62.50	62.40	64.70
Sixth Form	29.20	30.90	33.40	33.40	37.80	38.30	40.70
FE/Tertiary	30.85	32.62	23.35	28.57	36.30	37.72	31.92
Other	22.12	23.10	21.37	22.65	18.57	21.25	24.06

Cumulative Numbers

schtype	2002	2003	2004	2005	2006	2007	2008
Comprehensive	2923	3443	3349	3694	3946	3776	3756
Grammar	897	929	1174	1227	1272	1332	1283
Independent	1063	1198	1264	1295	1468	1429	1477
Sixth Form	470	548	605	623	724	648	680
FE/Tertiary	116	122	78	84	98	106	83
Other	50	79	81	94	86	102	121

GCE A Level DESIGN AND TECHNOLOGY 2002–2008

Cumulative % at Grade B by school type



*GCE A Level DESIGN AND TECHNOLOGY Grade C by school type 2002- 2008
Cumulative Percentages*

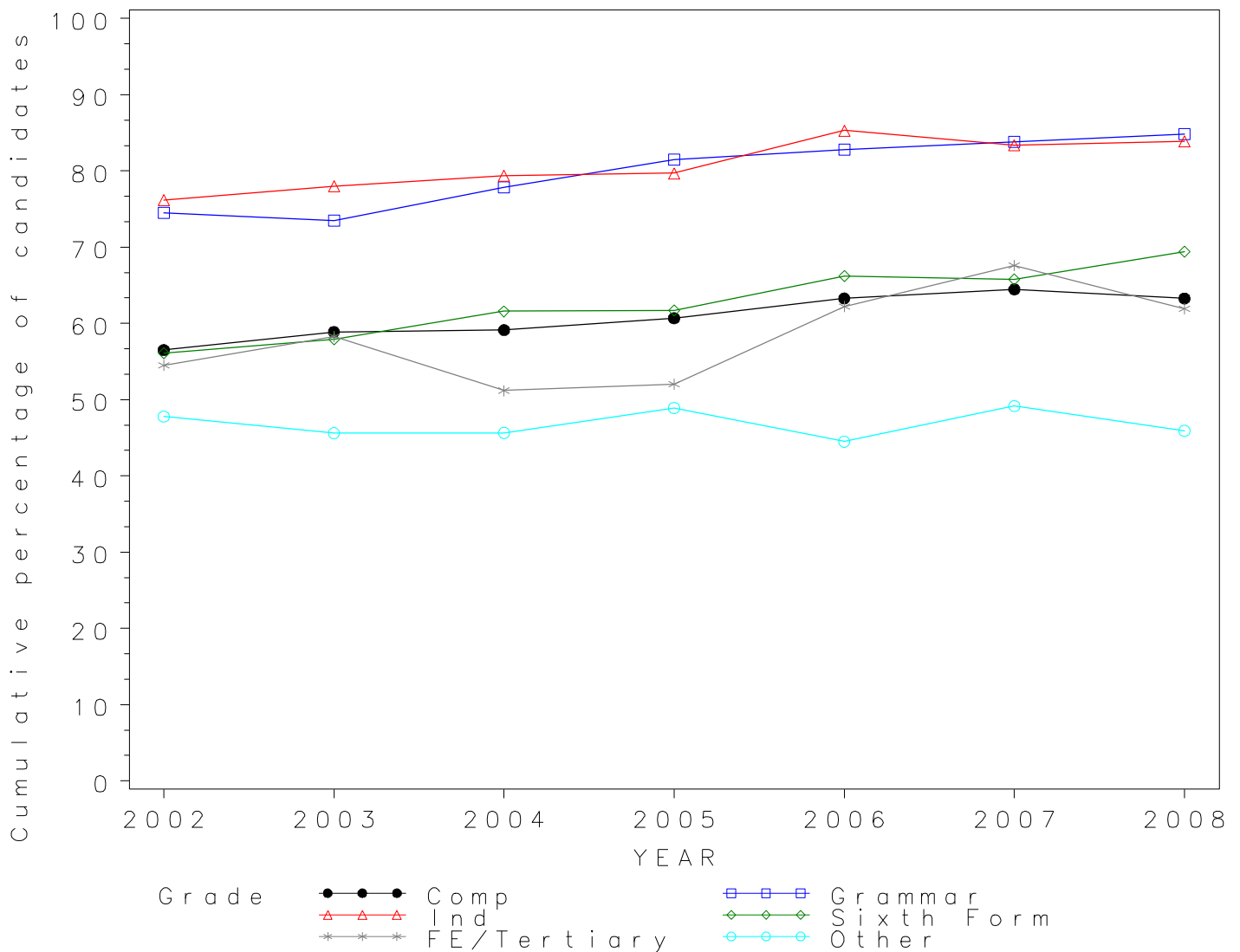
schtype	2002	2003	2004	2005	2006	2007	2008
Comprehensive	56.52	58.88	59.13	60.69	63.28	64.47	63.27
Grammar	74.48	73.49	77.87	81.47	82.79	83.80	84.84
Independent	76.20	78.00	79.40	79.70	85.30	83.40	83.90
Sixth Form	56.10	57.90	61.60	61.70	66.20	65.80	69.40
FE/Tertiary	54.52	58.29	51.20	52.04	62.22	67.62	61.92
Other	47.79	45.61	45.65	48.92	44.49	49.17	45.92

Cumulative Numbers

schtype	2002	2003	2004	2005	2006	2007	2008
Comprehensive	5379	6137	6053	6570	7092	6655	6741
Grammar	1334	1403	1696	1772	1843	1841	1797
Independent	1509	1715	1777	1811	2004	1910	1915
Sixth Form	903	1028	1116	1151	1268	1114	1160
FE/Tertiary	205	218	171	153	168	190	161
Other	108	156	173	203	206	236	231

GCE A Level DESIGN AND TECHNOLOGY 2002–2008

Cumulative % at Grade C by school type



GCE A Level DESIGN AND TECHNOLOGY Grade D by school type 2002- 2008
Cumulative Percentages

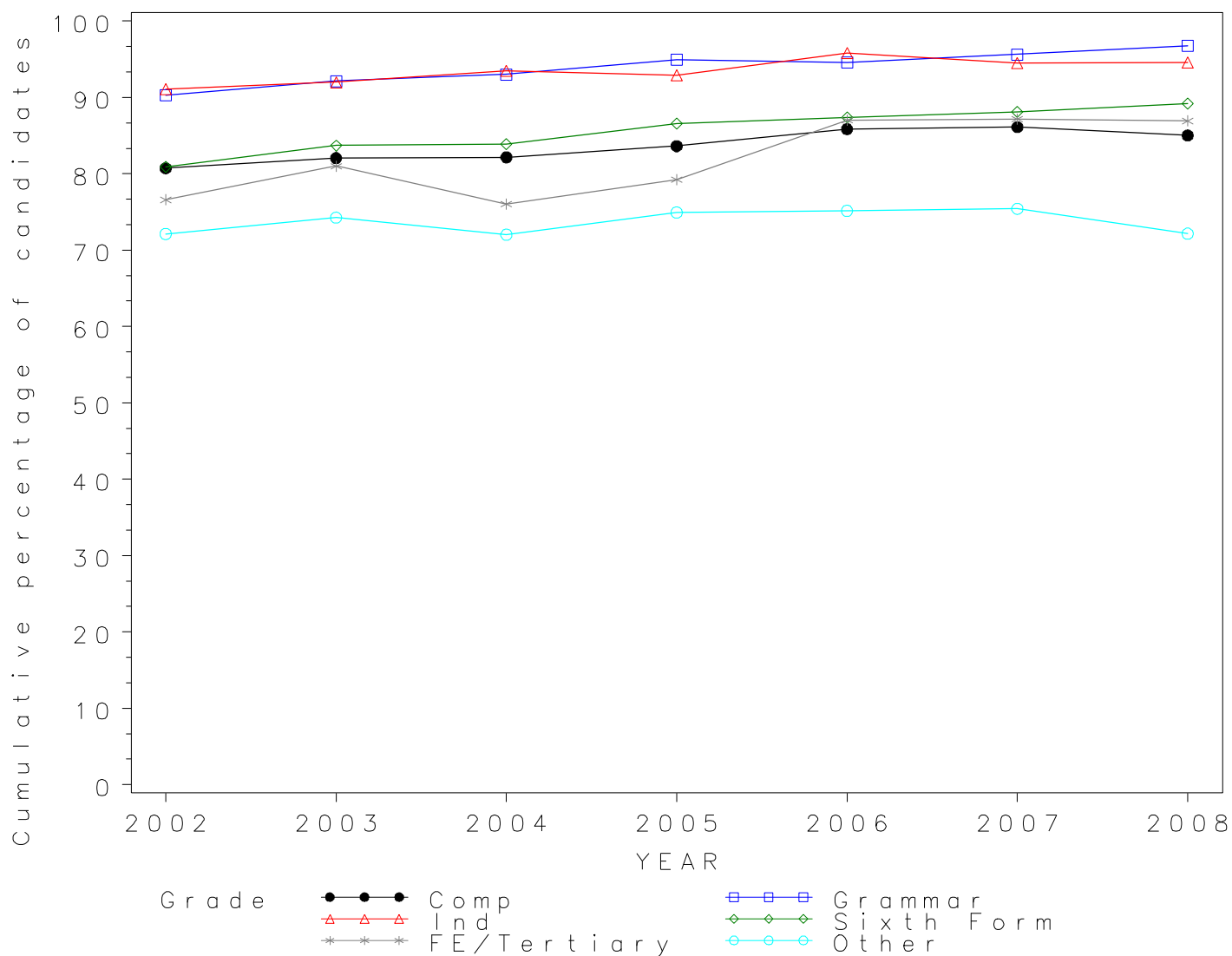
schtype	2002	2003	2004	2005	2006	2007	2008
Comprehensive	80.73	82.06	82.16	83.63	85.86	86.12	85.03
Grammar	90.28	92.14	93.02	94.94	94.56	95.63	96.74
Independent	91.10	92.00	93.50	92.90	95.80	94.50	94.60
Sixth Form	80.90	83.70	83.90	86.60	87.40	88.10	89.20
FE/Tertiary	76.60	81.02	76.05	79.25	87.04	87.19	86.92
Other	72.12	74.27	72.03	74.94	75.16	75.42	72.17

Cumulative Numbers

schtype	2002	2003	2004	2005	2006	2007	2008
Comprehensive	7683	8553	8410	9053	9622	8889	9059
Grammar	1617	1759	2026	2065	2105	2101	2049
Independent	1804	2023	2093	2111	2250	2164	2160
Sixth Form	1302	1486	1519	1615	1674	1492	1491
FE/Tertiary	288	303	254	233	235	245	226
Other	163	254	273	311	348	362	363

GCE A Level DESIGN AND TECHNOLOGY 2002–2008

Cumulative % at Grade D by school type



*GCE A Level DESIGN AND TECHNOLOGY Grade E by school type 2002- 2008
Cumulative Percentages*

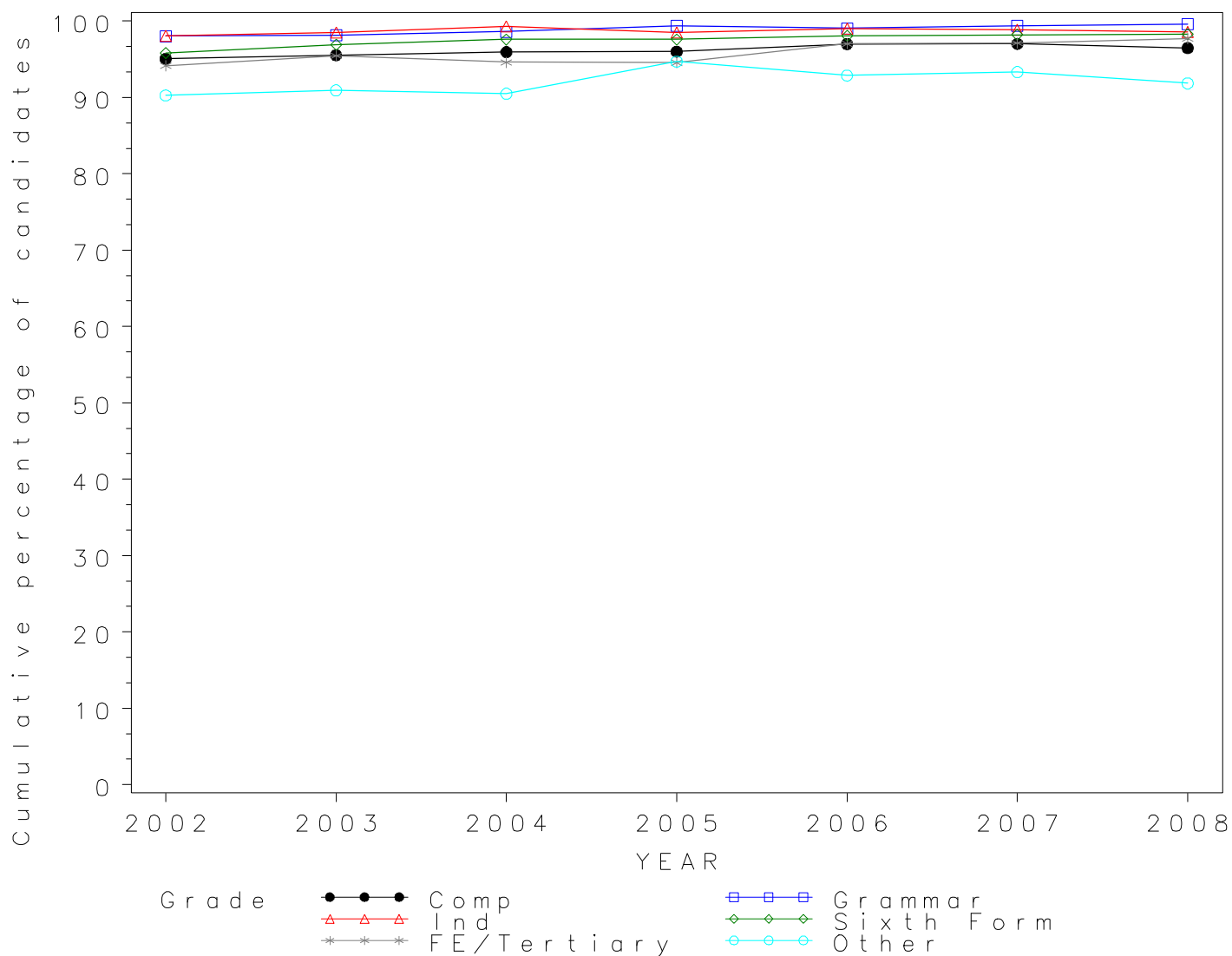
schtype	2002	2003	2004	2005	2006	2007	2008
Comprehensive	95.06	95.54	95.96	96.00	97.00	97.03	96.48
Grammar	98.05	98.17	98.62	99.40	99.06	99.36	99.62
Independent	98.10	98.50	99.30	98.50	99.00	98.90	98.60
Sixth Form	95.80	96.90	97.60	97.60	98.10	98.20	98.30
FE/Tertiary	94.15	95.45	94.61	94.56	97.04	97.15	97.69
Other	90.27	90.94	90.50	94.70	92.87	93.33	91.85

Cumulative Numbers

schtype	2002	2003	2004	2005	2006	2007	2008
Comprehensive	9047	9958	9822	10392	10871	10015	10279
Grammar	1756	1874	2148	2162	2205	2183	2110
Independent	1942	2166	2222	2238	2326	2265	2251
Sixth Form	1541	1720	1768	1820	1879	1663	1643
FE/Tertiary	354	357	316	278	262	273	254
Other	204	311	343	393	430	448	462

GCE A Level DESIGN AND TECHNOLOGY 2002–2008

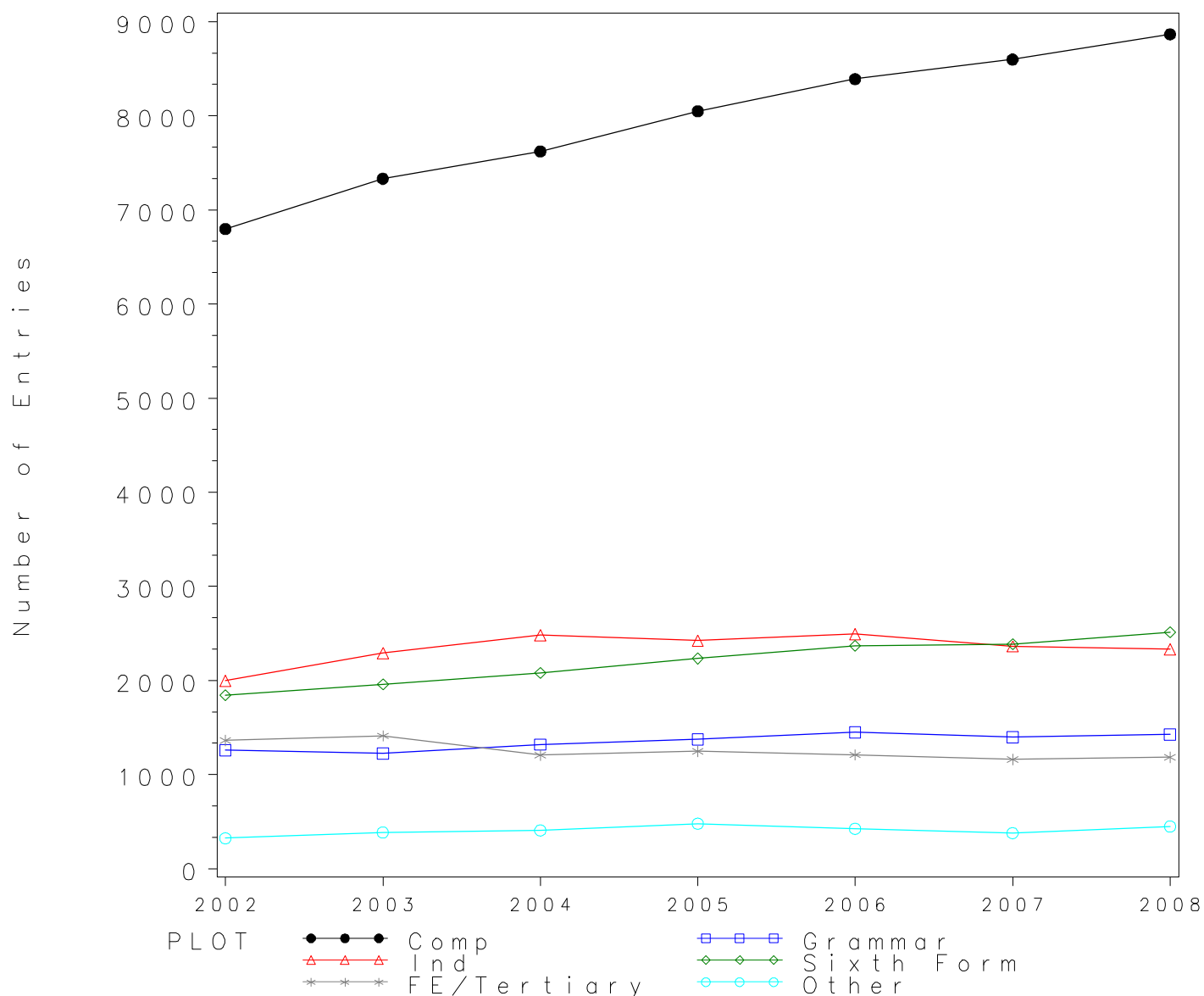
Cumulative % at Grade E by school type



Numbers of GCE A Level entries in DRAMA by school type 2002- 2008

schtype	2002	2003	2004	2005	2006	2007	2008
Comprehensive	6798	7332	7623	8049	8391	8599	8866
Grammar	1259	1224	1319	1375	1449	1399	1428
Independent	1998	2290	2481	2425	2493	2363	2331
Sixth Form	1845	1960	2081	2235	2369	2386	2514
FE/Tertiary	1364	1413	1208	1247	1210	1161	1185
Other	324	386	407	479	424	378	449

GCE A Level DRAMA Entries by school type 2002–2008



*GCE A Level DRAMA Grade A by school type 2002- 2008
Cumulative Percentages*

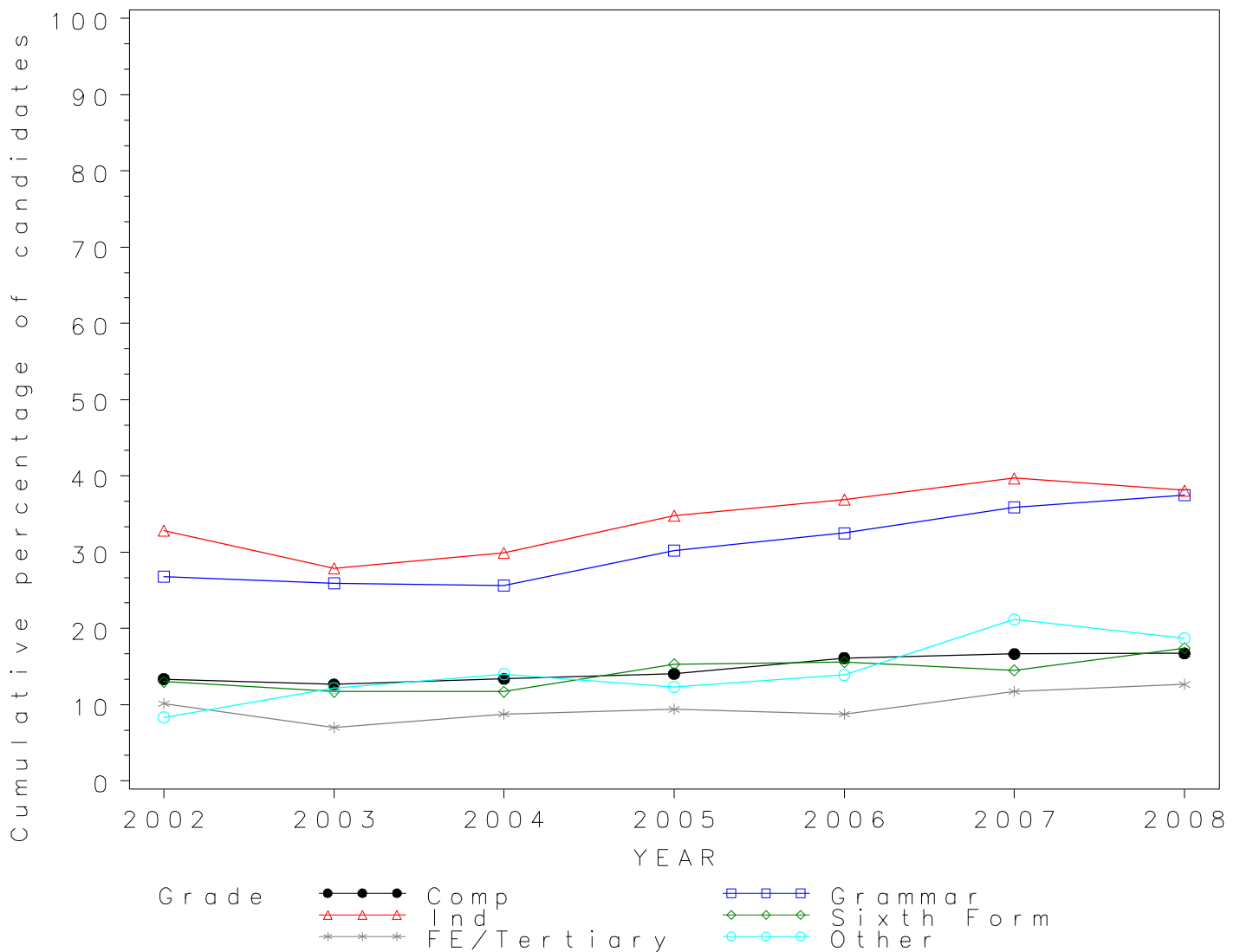
schtype	2002	2003	2004	2005	2006	2007	2008
Comprehensive	13.36	12.66	13.38	14.05	16.11	16.64	16.73
Grammar	26.77	25.90	25.63	30.18	32.51	35.88	37.46
Independent	32.80	27.90	29.90	34.80	36.90	39.70	38.10
Sixth Form	13.00	11.70	11.70	15.30	15.60	14.50	17.40
FE/Tertiary	10.12	7.01	8.77	9.38	8.76	11.71	12.66
Other	8.33	12.18	14.00	12.32	13.92	21.16	18.71

Cumulative Numbers

schtype	2002	2003	2004	2005	2006	2007	2008
Comprehensive	908	928	1020	1131	1352	1431	1483
Grammar	337	317	338	415	471	502	535
Independent	655	639	742	844	920	938	888
Sixth Form	240	229	243	342	370	346	437
FE/Tertiary	138	99	106	117	106	136	150
Other	27	47	57	59	59	80	84

GCE A Level DRAMA 2002–2008

Cumulative % at Grade A by school type



*GCE A Level DRAMA Grade B by school type 2002- 2008
Cumulative Percentages*

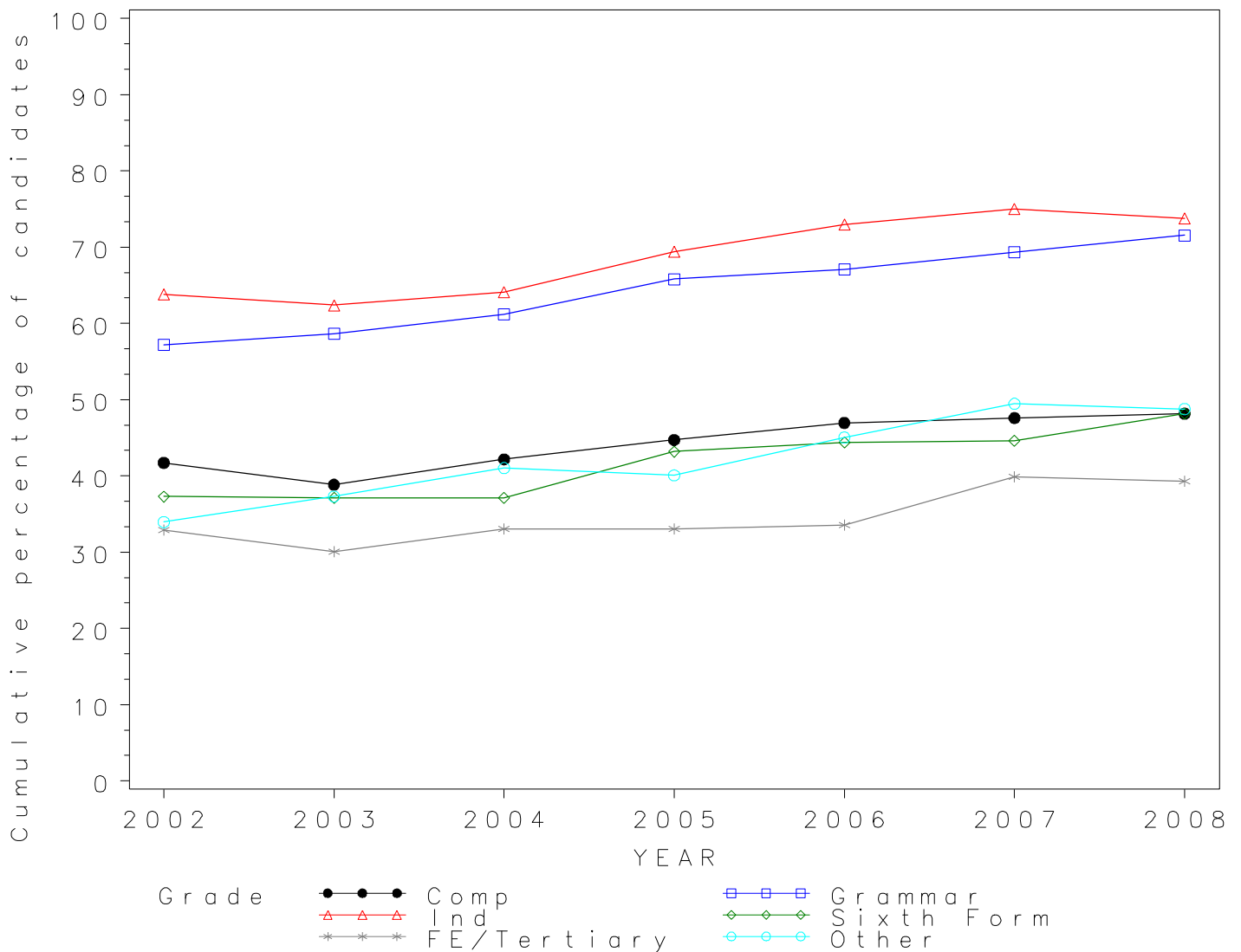
schtype	2002	2003	2004	2005	2006	2007	2008
Comprehensive	41.72	38.86	42.17	44.71	46.96	47.60	48.17
Grammar	57.19	58.66	61.18	65.82	67.08	69.34	71.57
Independent	63.80	62.40	64.10	69.40	73.00	75.00	73.80
Sixth Form	37.30	37.10	37.10	43.20	44.40	44.60	48.20
FE/Tertiary	32.92	30.08	33.03	33.04	33.55	39.88	39.32
Other	33.95	37.31	41.03	40.08	45.05	49.47	48.78

Cumulative Numbers

schtype	2002	2003	2004	2005	2006	2007	2008
Comprehensive	2836	2849	3215	3599	3940	4093	4271
Grammar	720	718	807	905	972	970	1022
Independent	1275	1429	1590	1683	1820	1772	1720
Sixth Form	688	727	772	966	1052	1064	1212
FE/Tertiary	449	425	399	412	406	463	466
Other	110	144	167	192	191	187	219

GCE A Level DRAMA 2002–2008

Cumulative % at Grade B by school type



*GCE A Level DRAMA Grade C by school type 2002- 2008
Cumulative Percentages*

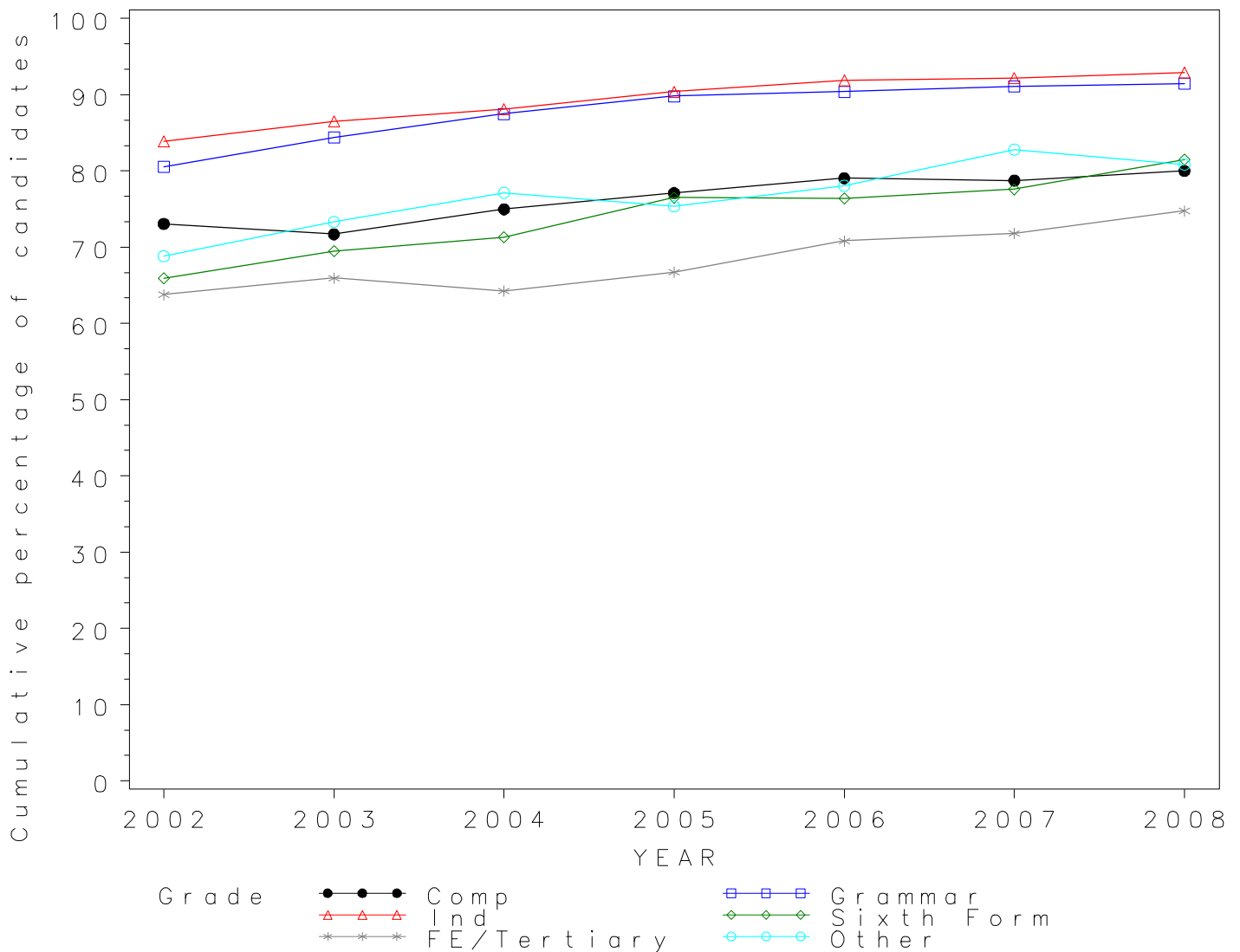
schtype	2002	2003	2004	2005	2006	2007	2008
Comprehensive	73.07	71.70	74.97	77.12	79.05	78.74	80.01
Grammar	80.54	84.40	87.49	89.82	90.41	91.07	91.46
Independent	83.90	86.50	88.10	90.40	91.90	92.20	92.90
Sixth Form	65.90	69.50	71.30	76.50	76.40	77.60	81.50
FE/Tertiary	63.78	65.96	64.24	66.72	70.83	71.83	74.77
Other	68.83	73.32	77.15	75.37	78.07	82.80	80.85

Cumulative Numbers

schtype	2002	2003	2004	2005	2006	2007	2008
Comprehensive	4967	5257	5715	6207	6633	6771	7094
Grammar	1014	1033	1154	1235	1310	1274	1306
Independent	1676	1981	2186	2192	2291	2179	2165
Sixth Form	1216	1362	1484	1710	1810	1852	2049
FE/Tertiary	870	932	776	832	857	834	886
Other	223	283	314	361	331	313	363

GCE A Level DRAMA 2002–2008

Cumulative % at Grade C by school type



*GCE A Level DRAMA Grade D by school type 2002- 2008
Cumulative Percentages*

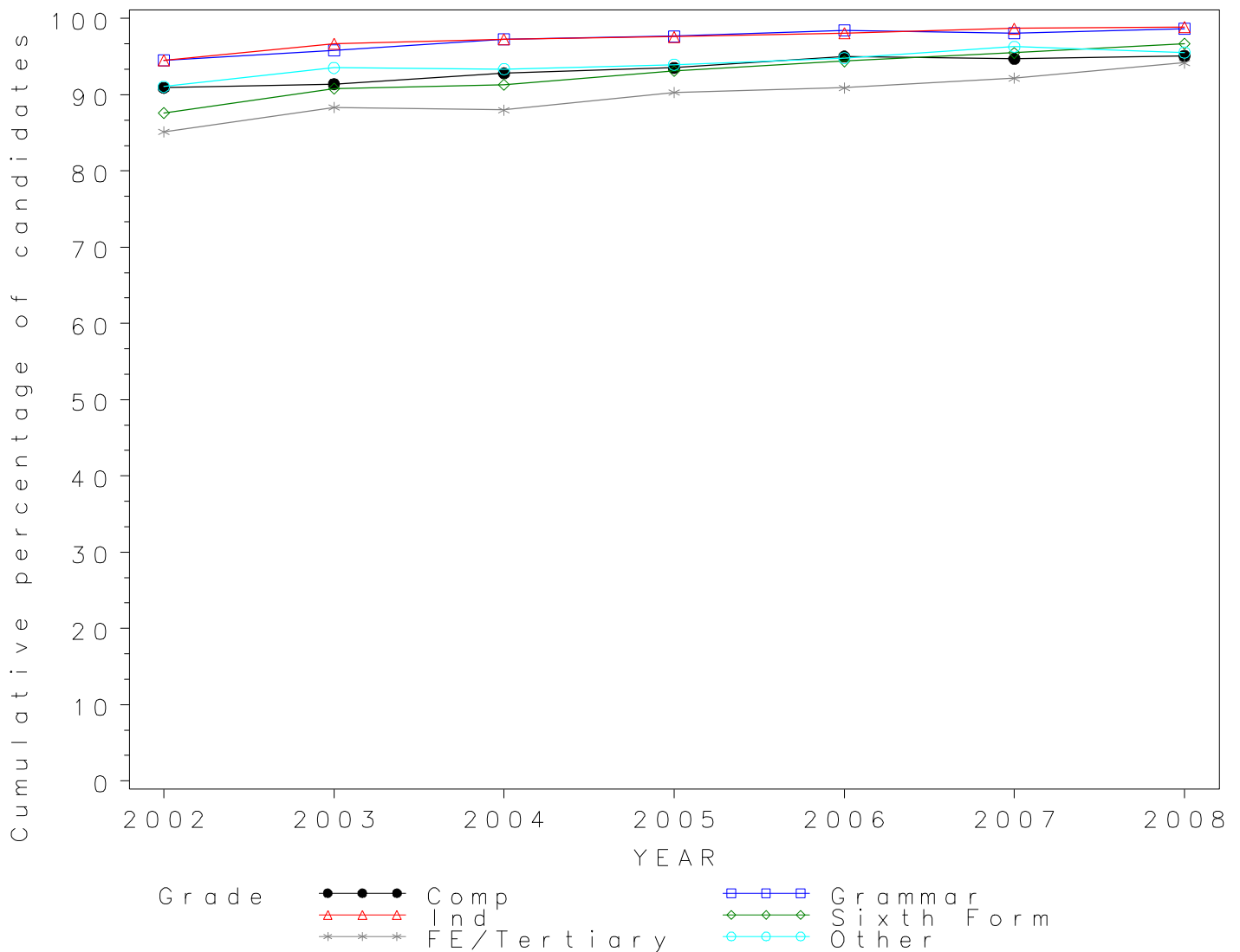
schtype	2002	2003	2004	2005	2006	2007	2008
Comprehensive	90.91	91.39	92.81	93.53	95.01	94.72	95.09
Grammar	94.52	95.83	97.27	97.67	98.41	98.07	98.67
Independent	94.50	96.70	97.30	97.60	98.10	98.70	98.90
Sixth Form	87.60	90.80	91.30	93.10	94.40	95.50	96.70
FE/Tertiary	85.12	88.32	88.00	90.30	90.91	92.16	94.18
Other	91.05	93.52	93.37	93.95	94.81	96.30	95.55

Cumulative Numbers

schtype	2002	2003	2004	2005	2006	2007	2008
Comprehensive	6180	6701	7075	7528	7972	8145	8431
Grammar	1190	1173	1283	1343	1426	1372	1409
Independent	1888	2214	2414	2367	2446	2332	2305
Sixth Form	1616	1780	1900	2081	2236	2279	2431
FE/Tertiary	1161	1248	1063	1126	1100	1070	1116
Other	295	361	380	450	402	364	429

GCE A Level DRAMA 2002–2008

Cumulative % at Grade D by school type



*GCE A Level DRAMA Grade E by school type 2002- 2008
Cumulative Percentages*

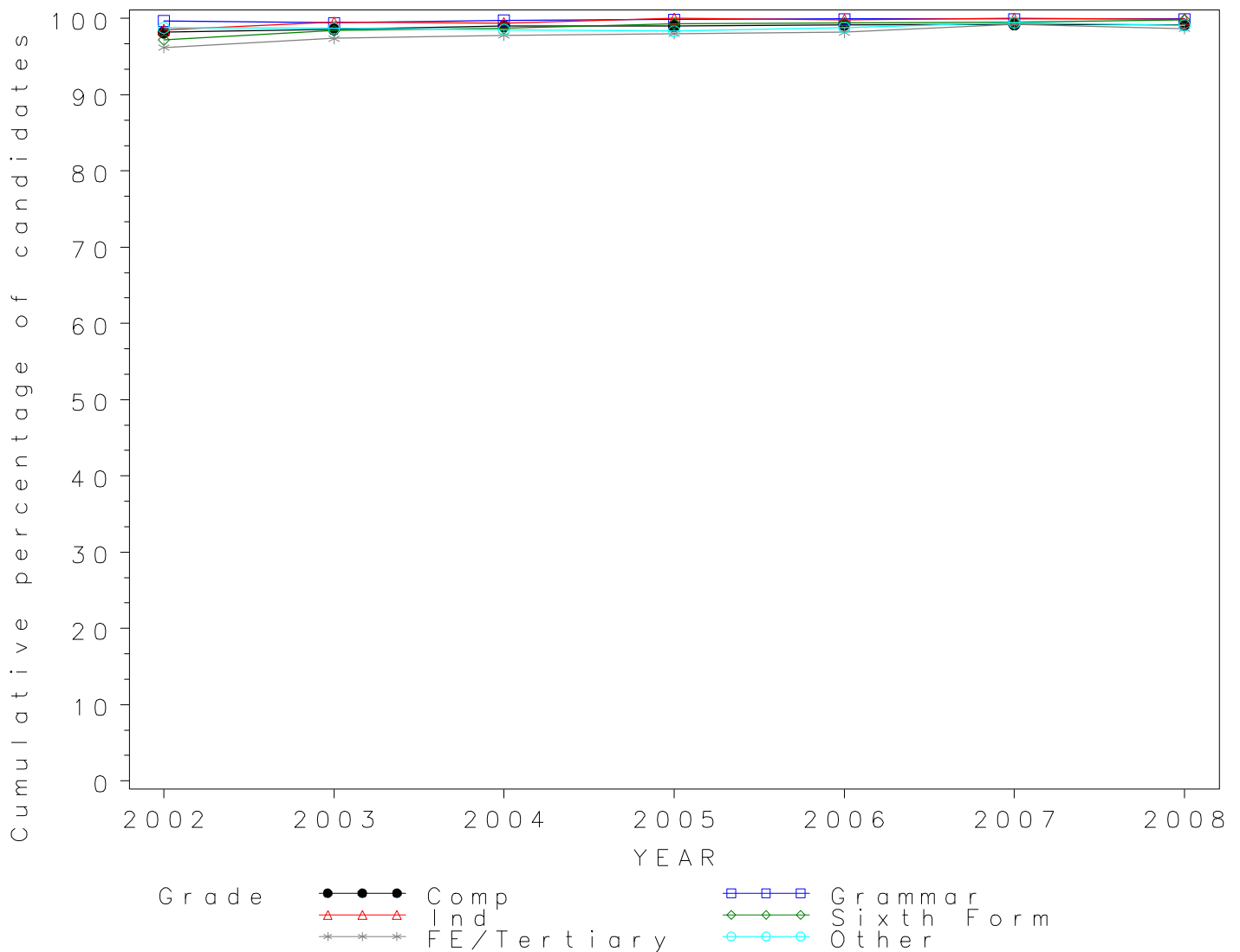
schtype	2002	2003	2004	2005	2006	2007	2008
Comprehensive	98.18	98.60	99.00	99.02	99.19	99.22	99.19
Grammar	99.68	99.43	99.77	99.85	99.93	99.93	99.93
Independent	98.50	99.50	99.40	100.00	99.80	100.00	99.90
Sixth Form	97.20	98.40	98.70	99.30	99.40	99.50	99.80
FE/Tertiary	96.19	97.38	97.76	98.00	98.18	99.22	98.65
Other	98.77	98.70	98.53	98.33	98.82	99.47	99.11

Cumulative Numbers

schtype	2002	2003	2004	2005	2006	2007	2008
Comprehensive	6674	7229	7547	7970	8323	8532	8794
Grammar	1255	1217	1316	1373	1448	1398	1427
Independent	1968	2279	2466	2425	2488	2363	2329
Sixth Form	1793	1929	2054	2219	2355	2374	2509
FE/Tertiary	1312	1376	1181	1222	1188	1152	1169
Other	320	381	401	471	419	376	445

GCE A Level DRAMA 2002–2008

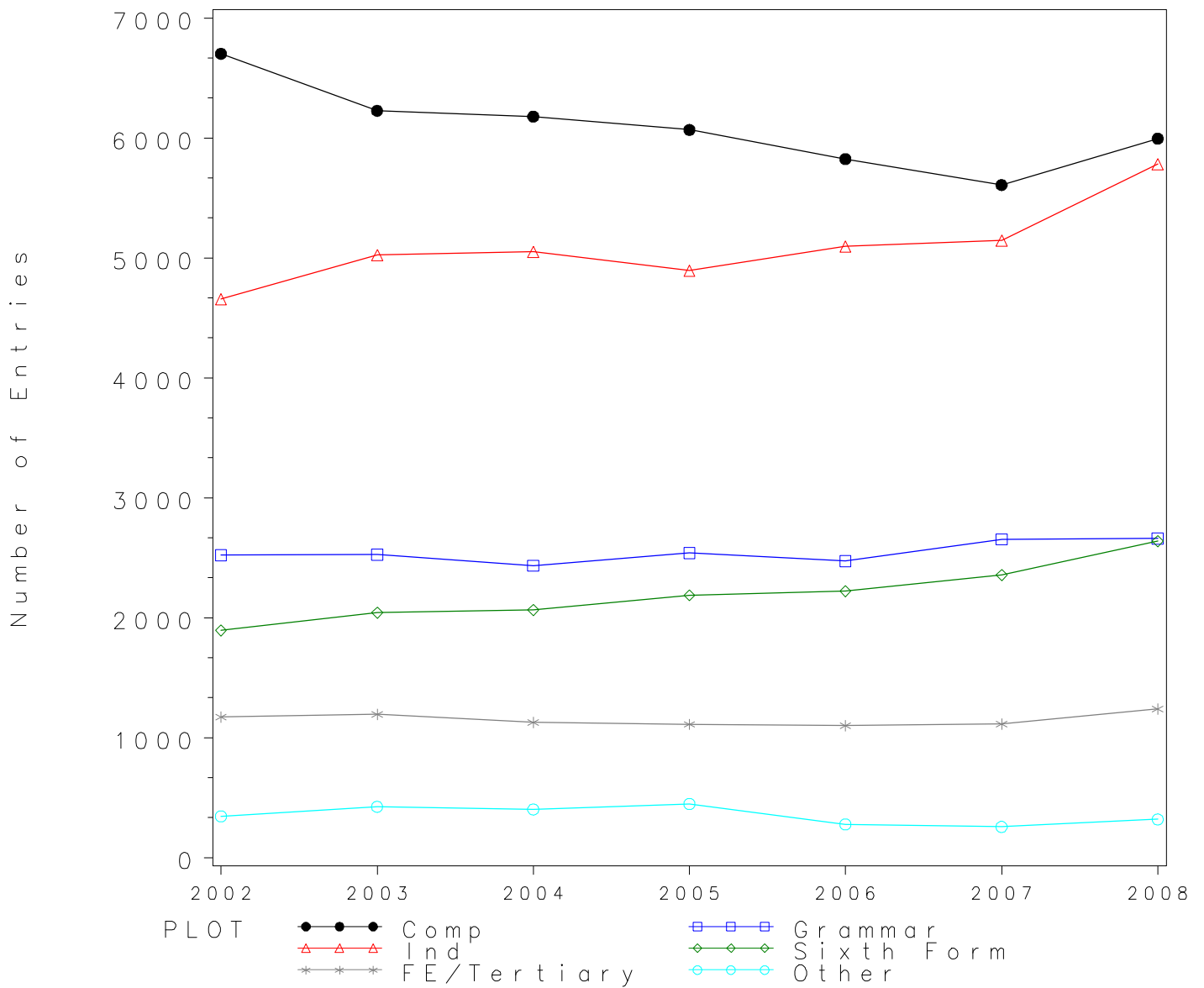
Cumulative % at Grade E by school type



Numbers of GCE A Level entries in ECONOMICS by school type 2002- 2008

schtype	2002	2003	2004	2005	2006	2007	2008
Comprehensive	6703	6228	6179	6069	5825	5609	5996
Grammar	2523	2526	2435	2540	2474	2655	2661
Independent	4658	5026	5052	4896	5097	5146	5783
Sixth Form	1894	2042	2065	2188	2223	2356	2640
FE/Tertiary	1173	1195	1128	1111	1101	1115	1239
Other	344	424	402	447	277	257	319

GCE A Level ECONOMICS Entries by school type 2002–2008



*GCE A Level ECONOMICS Grade A by school type 2002- 2008
Cumulative Percentages*

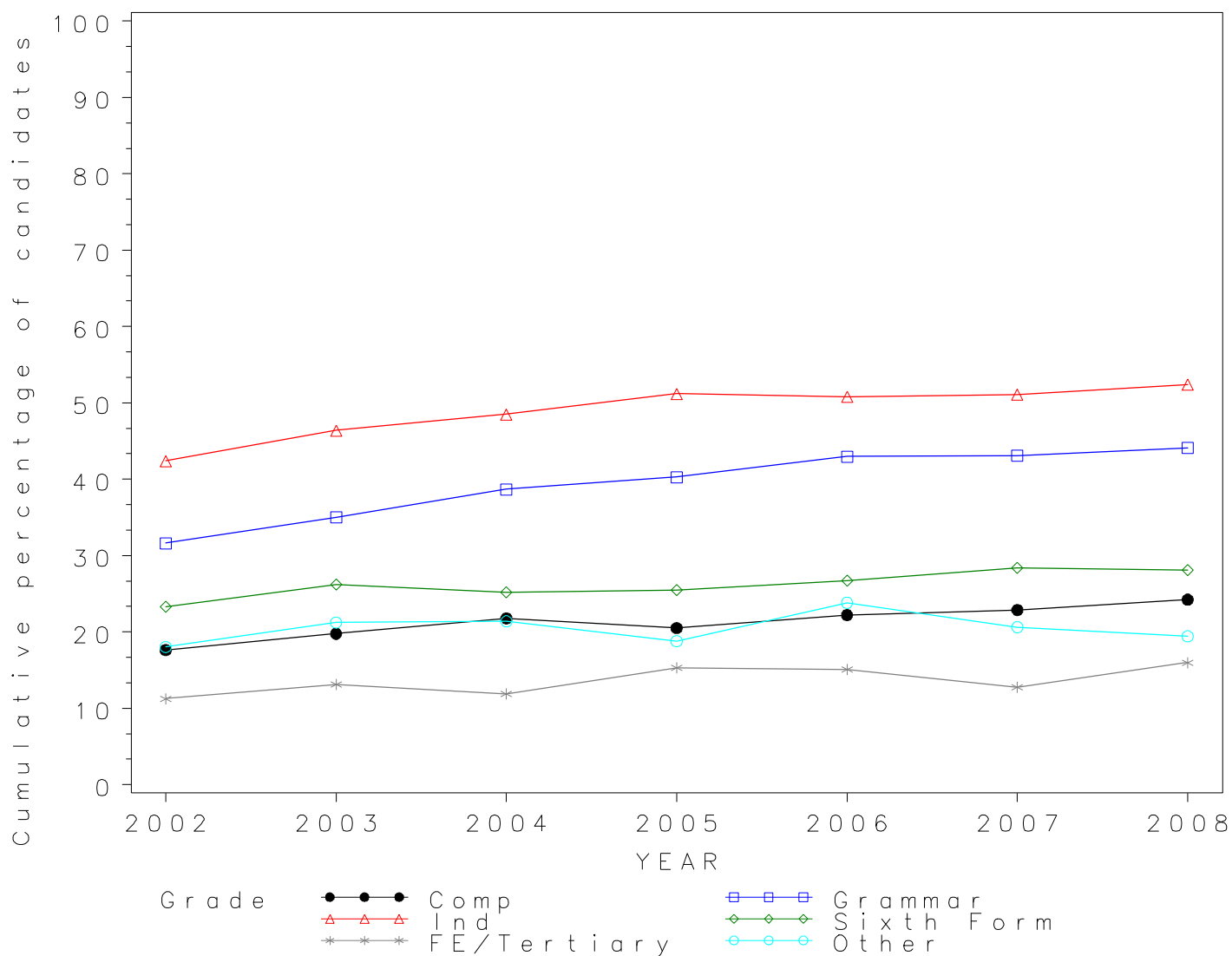
schtype	2002	2003	2004	2005	2006	2007	2008
Comprehensive	17.63	19.77	21.78	20.51	22.21	22.87	24.23
Grammar	31.63	35.00	38.69	40.28	42.97	43.09	44.12
Independent	42.40	46.40	48.50	51.20	50.80	51.10	52.40
Sixth Form	23.30	26.20	25.20	25.50	26.70	28.40	28.10
FE/Tertiary	11.25	13.14	11.88	15.30	15.08	12.74	15.98
Other	18.02	21.23	21.39	18.79	23.83	20.62	19.44

Cumulative Numbers

schtype	2002	2003	2004	2005	2006	2007	2008
Comprehensive	1182	1231	1346	1245	1294	1283	1453
Grammar	798	884	942	1023	1063	1144	1174
Independent	1975	2332	2450	2507	2589	2630	3030
Sixth Form	441	535	520	558	594	669	742
FE/Tertiary	132	157	134	170	166	142	198
Other	62	90	86	84	66	53	62

GCE A Level ECONOMICS 2002–2008

Cumulative % at Grade A by school type



*GCE A Level ECONOMICS Grade B by school type 2002-2008
Cumulative Percentages*

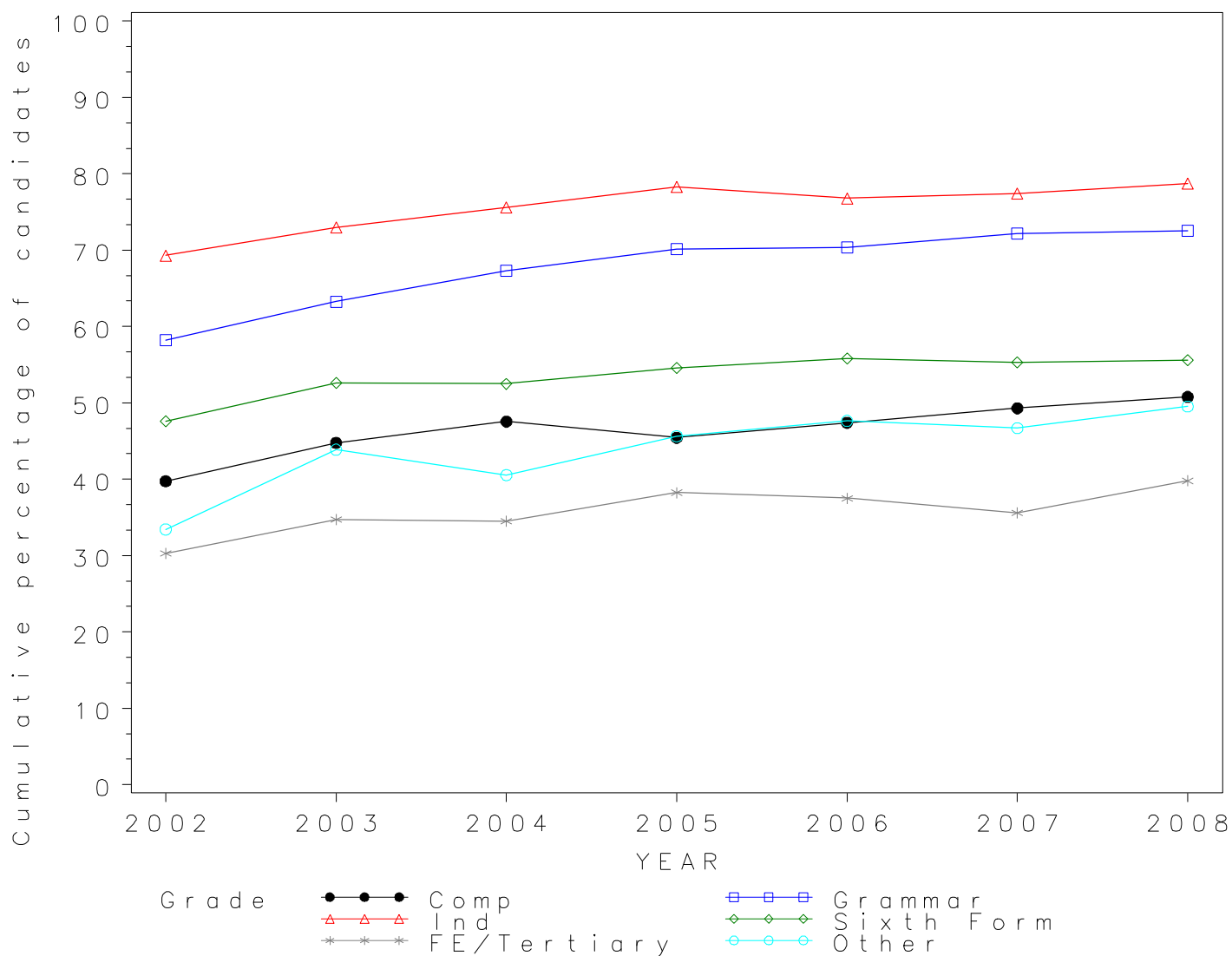
schtype	2002	2003	2004	2005	2006	2007	2008
Comprehensive	39.74	44.77	47.55	45.44	47.40	49.30	50.78
Grammar	58.22	63.26	67.31	70.12	70.37	72.17	72.53
Independent	69.30	73.00	75.60	78.30	76.80	77.40	78.70
Sixth Form	47.60	52.60	52.50	54.60	55.80	55.30	55.60
FE/Tertiary	30.26	34.73	34.49	38.25	37.51	35.61	39.79
Other	33.43	43.87	40.55	45.64	47.65	46.69	49.53

Cumulative Numbers

schtype	2002	2003	2004	2005	2006	2007	2008
Comprehensive	2664	2788	2938	2758	2761	2765	3045
Grammar	1469	1598	1639	1781	1741	1916	1930
Independent	3228	3669	3819	3834	3914	3983	4551
Sixth Form	902	1074	1084	1195	1240	1303	1468
FE/Tertiary	355	415	389	425	413	397	493
Other	115	186	163	204	132	120	158

GCE A Level ECONOMICS 2002–2008

Cumulative % at Grade B by school type



*GCE A Level ECONOMICS Grade C by school type 2002- 2008
Cumulative Percentages*

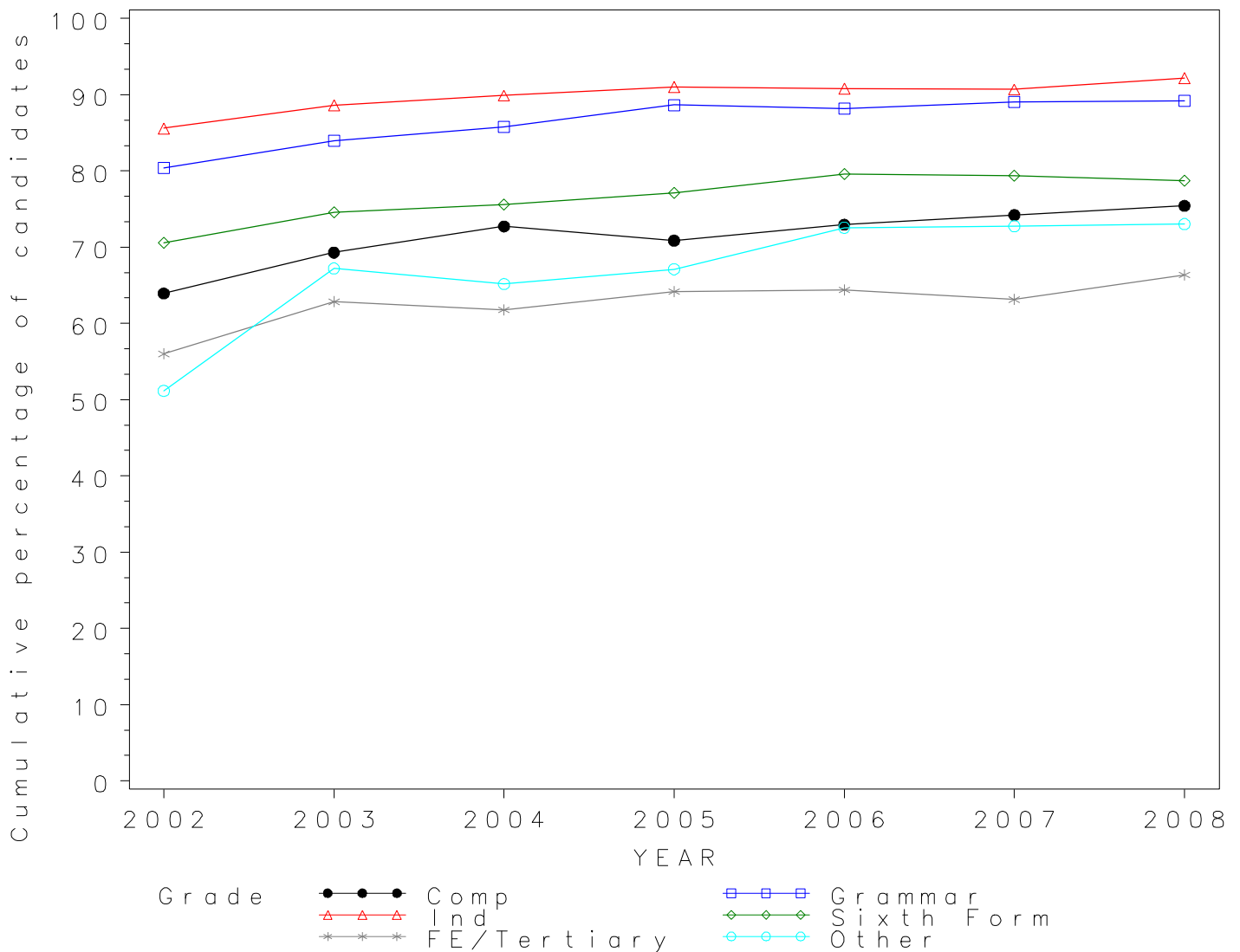
schtype	2002	2003	2004	2005	2006	2007	2008
Comprehensive	63.94	69.30	72.73	70.87	72.96	74.22	75.43
Grammar	80.38	83.97	85.79	88.66	88.16	89.04	89.18
Independent	85.60	88.60	89.90	91.00	90.80	90.70	92.20
Sixth Form	70.60	74.60	75.60	77.10	79.60	79.40	78.70
FE/Tertiary	56.01	62.85	61.79	64.18	64.40	63.14	66.34
Other	51.16	67.22	65.17	67.11	72.56	72.76	73.04

Cumulative Numbers

schtype	2002	2003	2004	2005	2006	2007	2008
Comprehensive	4286	4316	4494	4301	4250	4163	4523
Grammar	2028	2121	2089	2252	2181	2364	2373
Independent	3987	4453	4542	4455	4628	4667	5332
Sixth Form	1337	1523	1561	1687	1770	1871	2078
FE/Tertiary	657	751	697	713	709	704	822
Other	176	285	262	300	201	187	233

GCE A Level ECONOMICS 2002–2008

Cumulative % at Grade C by school type



*GCE A Level ECONOMICS Grade D by school type 2002-2008
Cumulative Percentages*

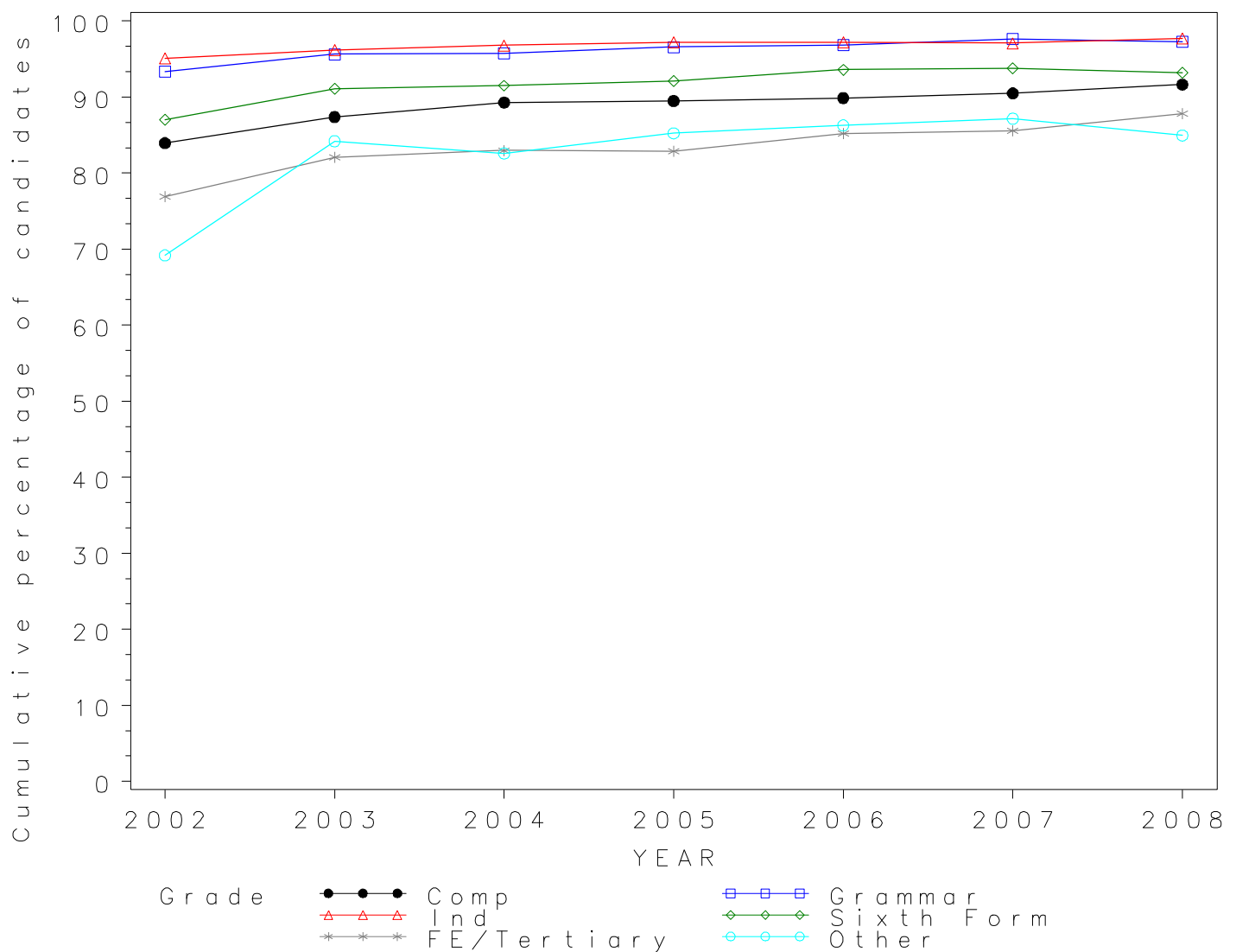
schtype	2002	2003	2004	2005	2006	2007	2008
Comprehensive	83.95	87.38	89.29	89.49	89.87	90.50	91.64
Grammar	93.34	95.65	95.73	96.57	96.85	97.63	97.26
Independent	95.10	96.20	96.80	97.20	97.20	97.10	97.70
Sixth Form	87.00	91.10	91.50	92.10	93.60	93.80	93.20
FE/Tertiary	76.90	82.09	82.98	82.90	85.20	85.56	87.81
Other	69.19	84.20	82.59	85.23	86.28	87.16	84.95

Cumulative Numbers

schtype	2002	2003	2004	2005	2006	2007	2008
Comprehensive	5627	5442	5517	5431	5235	5076	5495
Grammar	2355	2416	2331	2453	2396	2592	2588
Independent	4430	4835	4890	4759	4954	4997	5650
Sixth Form	1648	1860	1889	2015	2081	2210	2460
FE/Tertiary	902	981	936	921	938	954	1088
Other	238	357	332	381	239	224	271

GCE A Level ECONOMICS 2002–2008

Cumulative % at Grade D by school type



*GCE A Level ECONOMICS Grade E by school type 2002-2008
Cumulative Percentages*

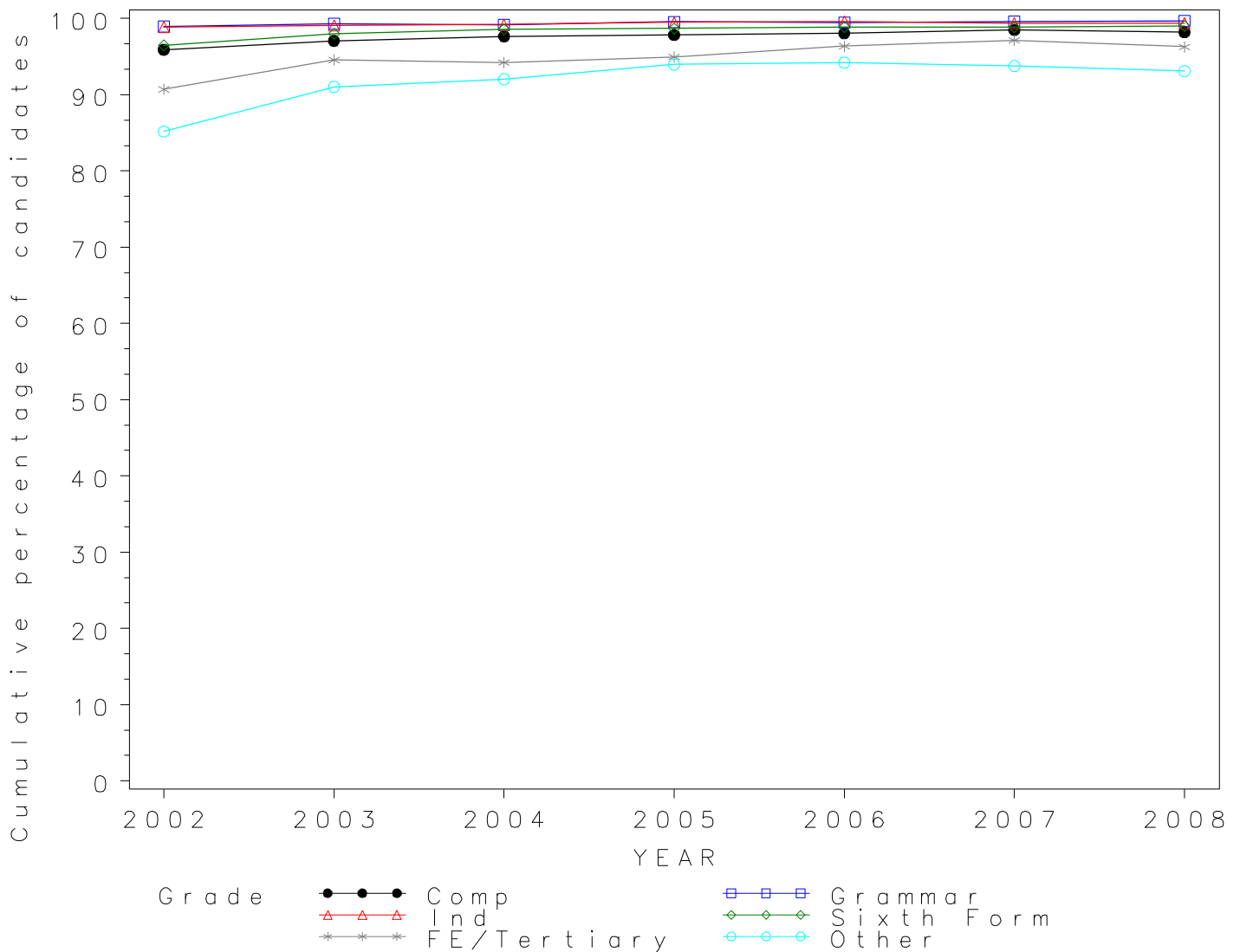
schtype	2002	2003	2004	2005	2006	2007	2008
Comprehensive	95.91	97.08	97.65	97.84	98.06	98.48	98.20
Grammar	98.93	99.29	99.18	99.57	99.47	99.62	99.66
Independent	98.90	99.10	99.20	99.50	99.60	99.40	99.40
Sixth Form	96.50	98.00	98.60	98.70	98.90	98.90	99.00
FE/Tertiary	90.71	94.56	94.24	94.96	96.37	97.13	96.29
Other	85.17	91.04	92.04	93.96	94.22	93.77	93.10

Cumulative Numbers

schtype	2002	2003	2004	2005	2006	2007	2008
Comprehensive	6429	6046	6034	5938	5712	5524	5888
Grammar	2496	2508	2415	2529	2461	2645	2652
Independent	4607	4981	5012	4872	5077	5115	5748
Sixth Form	1828	2001	2036	2160	2199	2330	2614
FE/Tertiary	1064	1130	1063	1055	1061	1083	1193
Other	293	386	370	420	261	241	297

GCE A Level ECONOMICS 2002–2008

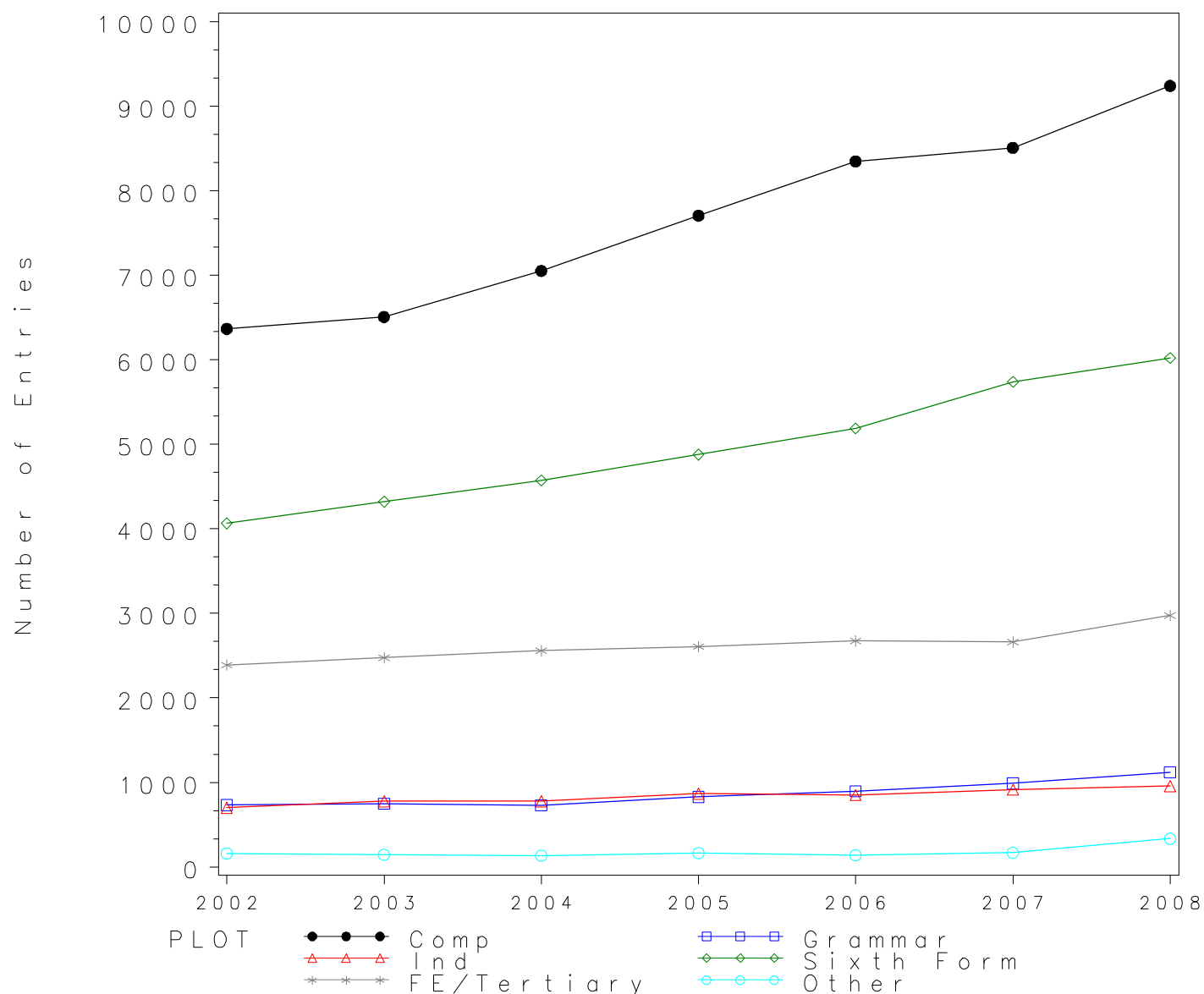
Cumulative % at Grade E by school type



Numbers of GCE A Level entries in ENGLISH LANGUAGE by school type 2002- 2008

schtype	2002	2003	2004	2005	2006	2007	2008
Comprehensive	6365	6506	7052	7705	8348	8508	9241
Grammar	734	749	729	829	896	988	1120
Independent	701	776	779	866	851	915	956
Sixth Form	4066	4321	4573	4878	5189	5739	6022
FE/Tertiary	2390	2474	2559	2607	2674	2663	2975
Other	160	145	134	164	138	168	335

GCE A Level ENGLISH LANGUAGE Entries by school type 2002–2008



*GCE A Level ENGLISH LANGUAGE Grade A by school type 2002- 2008
Cumulative Percentages*

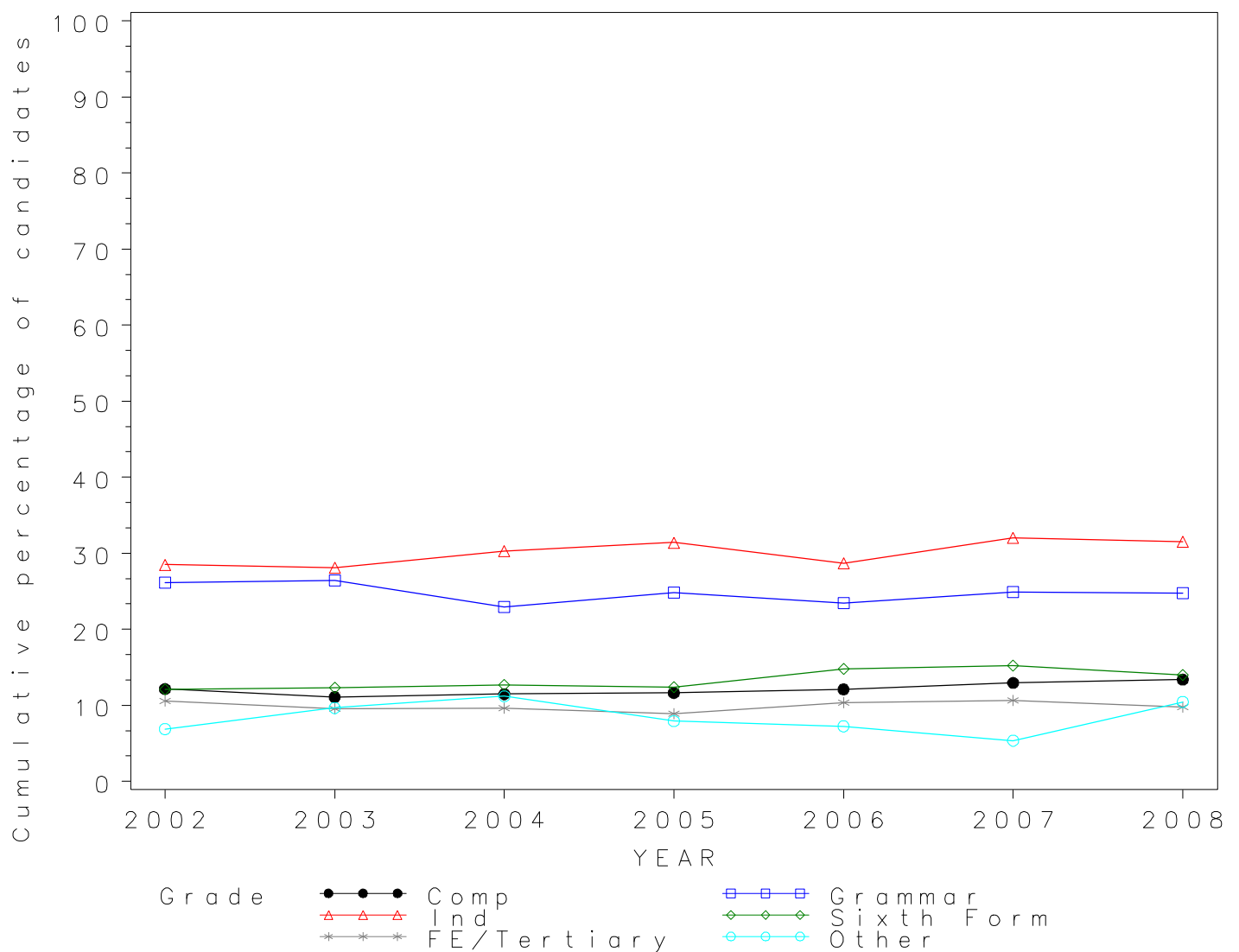
schtype	2002	2003	2004	2005	2006	2007	2008
Comprehensive	12.14	11.08	11.47	11.63	12.10	12.95	13.39
Grammar	26.16	26.44	22.91	24.85	23.44	24.90	24.73
Independent	28.50	28.10	30.30	31.40	28.70	32.00	31.50
Sixth Form	12.10	12.30	12.70	12.40	14.80	15.20	14.00
FE/Tertiary	10.59	9.54	9.61	8.90	10.36	10.63	9.78
Other	6.88	9.66	11.19	7.93	7.25	5.36	10.45

Cumulative Numbers

schtype	2002	2003	2004	2005	2006	2007	2008
Comprehensive	773	721	809	896	1010	1102	1237
Grammar	192	198	167	206	210	246	277
Independent	200	218	236	272	244	293	301
Sixth Form	492	531	581	605	768	872	843
FE/Tertiary	253	236	246	232	277	283	291
Other	11	14	15	13	10	9	35

GCE A Level ENGLISH LANGUAGE 2002–2008

Cumulative % at Grade A by school type



*GCE A Level ENGLISH LANGUAGE Grade B by school type 2002- 2008
Cumulative Percentages*

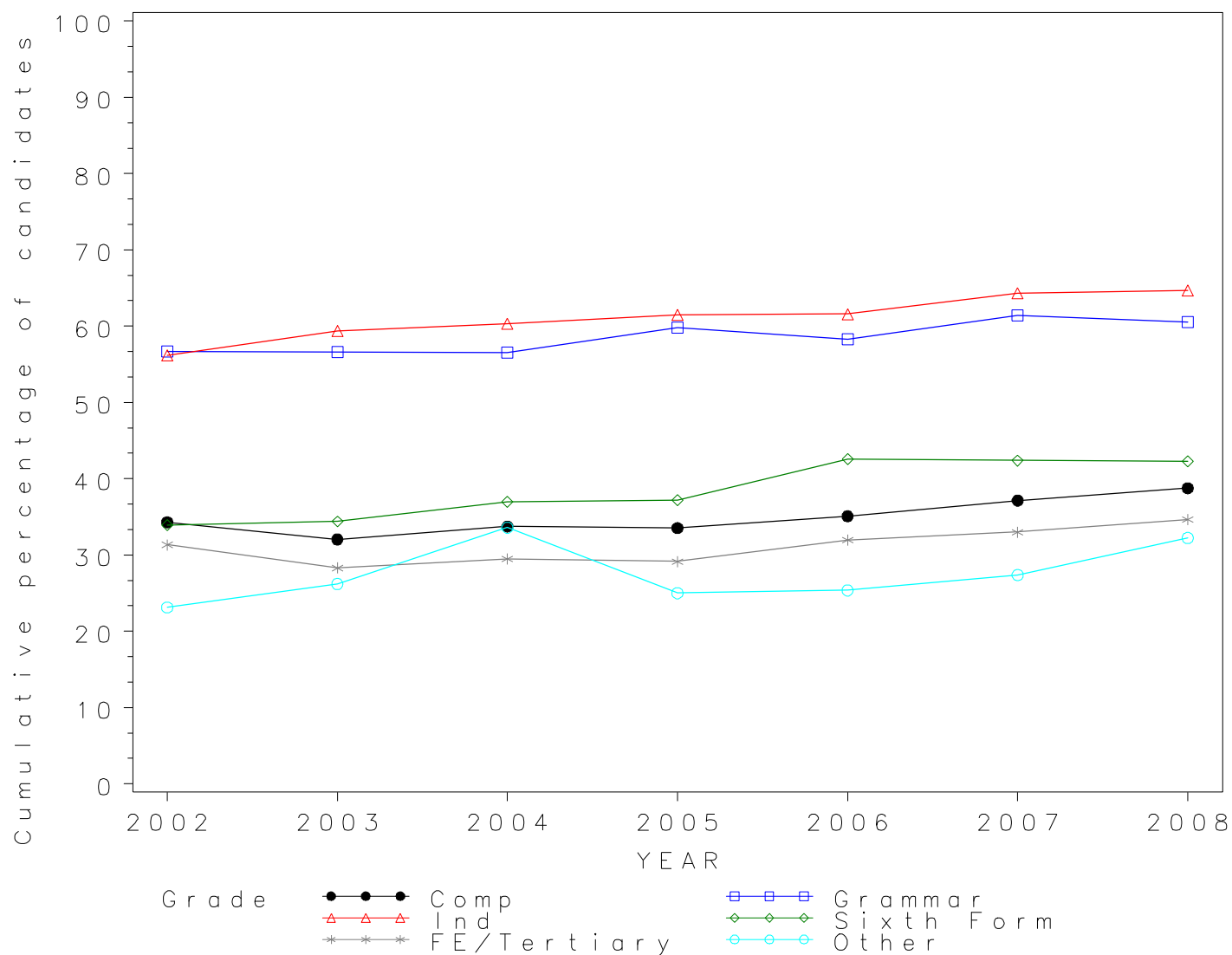
schtype	2002	2003	2004	2005	2006	2007	2008
Comprehensive	34.30	32.05	33.74	33.54	35.09	37.14	38.76
Grammar	56.68	56.61	56.52	59.83	58.26	61.44	60.54
Independent	56.20	59.40	60.30	61.50	61.60	64.30	64.70
Sixth Form	33.90	34.40	37.00	37.20	42.60	42.40	42.30
FE/Tertiary	31.34	28.29	29.46	29.15	31.97	33.01	34.66
Other	23.13	26.21	33.58	25.00	25.36	27.38	32.24

Cumulative Numbers

schtype	2002	2003	2004	2005	2006	2007	2008
Comprehensive	2183	2085	2379	2584	2929	3160	3582
Grammar	416	424	412	496	522	607	678
Independent	394	461	470	533	524	588	619
Sixth Form	1378	1486	1692	1815	2211	2433	2547
FE/Tertiary	749	700	754	760	855	879	1031
Other	37	38	45	41	35	46	108

GCE A Level ENGLISH LANGUAGE 2002–2008

Cumulative % at Grade B by school type



*GCE A Level ENGLISH LANGUAGE Grade C by school type 2002- 2008
Cumulative Percentages*

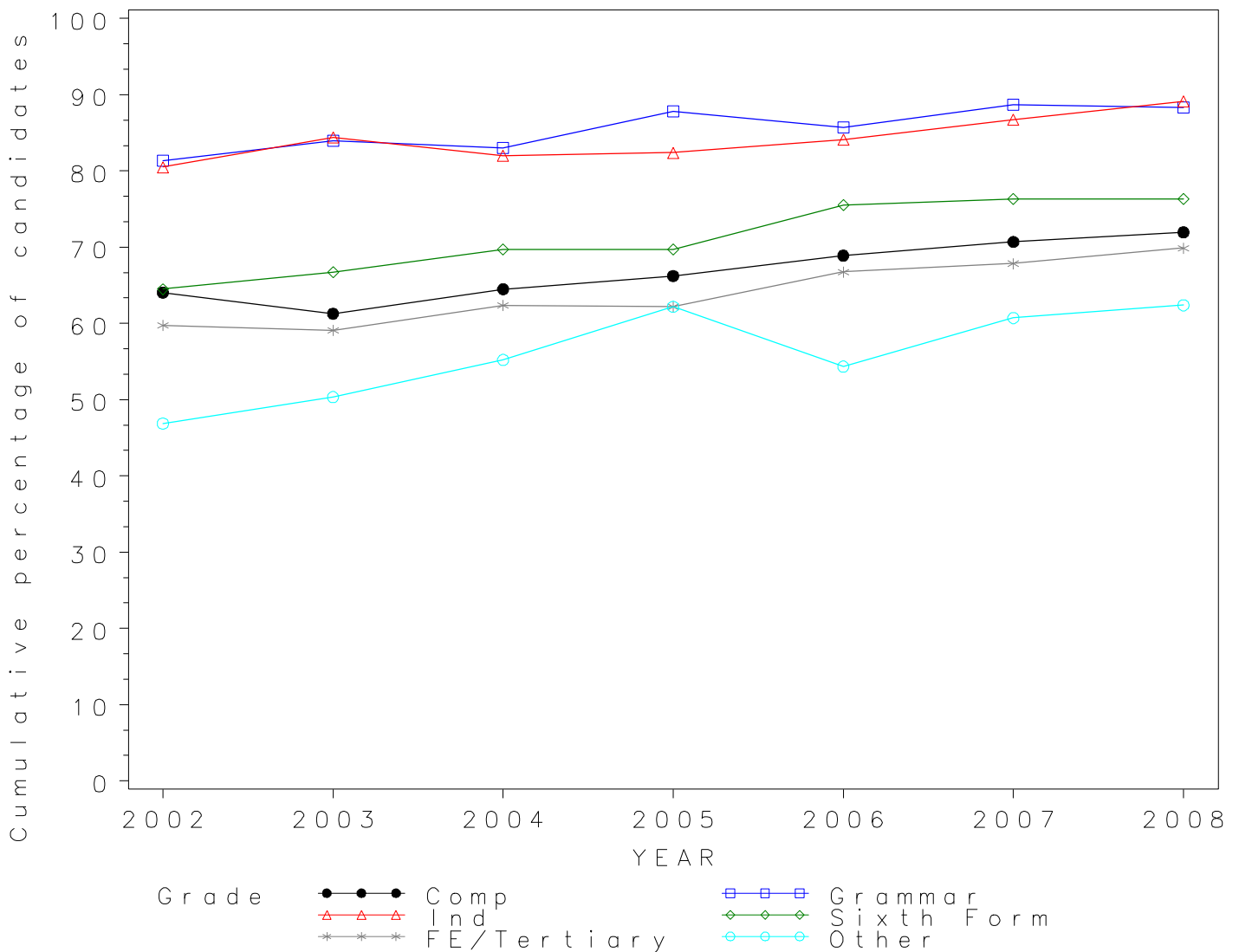
schtype	2002	2003	2004	2005	2006	2007	2008
Comprehensive	64.05	61.28	64.49	66.23	68.90	70.70	71.96
Grammar	81.34	83.98	82.99	87.82	85.71	88.66	88.30
Independent	80.50	84.40	82.00	82.40	84.10	86.70	89.10
Sixth Form	64.50	66.70	69.70	69.70	75.50	76.30	76.30
FE/Tertiary	59.75	59.09	62.37	62.18	66.75	67.86	69.88
Other	46.88	50.34	55.22	62.20	54.35	60.71	62.39

Cumulative Numbers

schtype	2002	2003	2004	2005	2006	2007	2008
Comprehensive	4077	3987	4548	5103	5752	6015	6650
Grammar	597	629	605	728	768	876	989
Independent	564	655	639	714	716	793	852
Sixth Form	2623	2882	3187	3400	3918	4379	4595
FE/Tertiary	1428	1462	1596	1621	1785	1807	2079
Other	75	73	74	102	75	102	209

GCE A Level ENGLISH LANGUAGE 2002–2008

Cumulative % at Grade C by school type



*GCE A Level ENGLISH LANGUAGE Grade D by school type 2002- 2008
Cumulative Percentages*

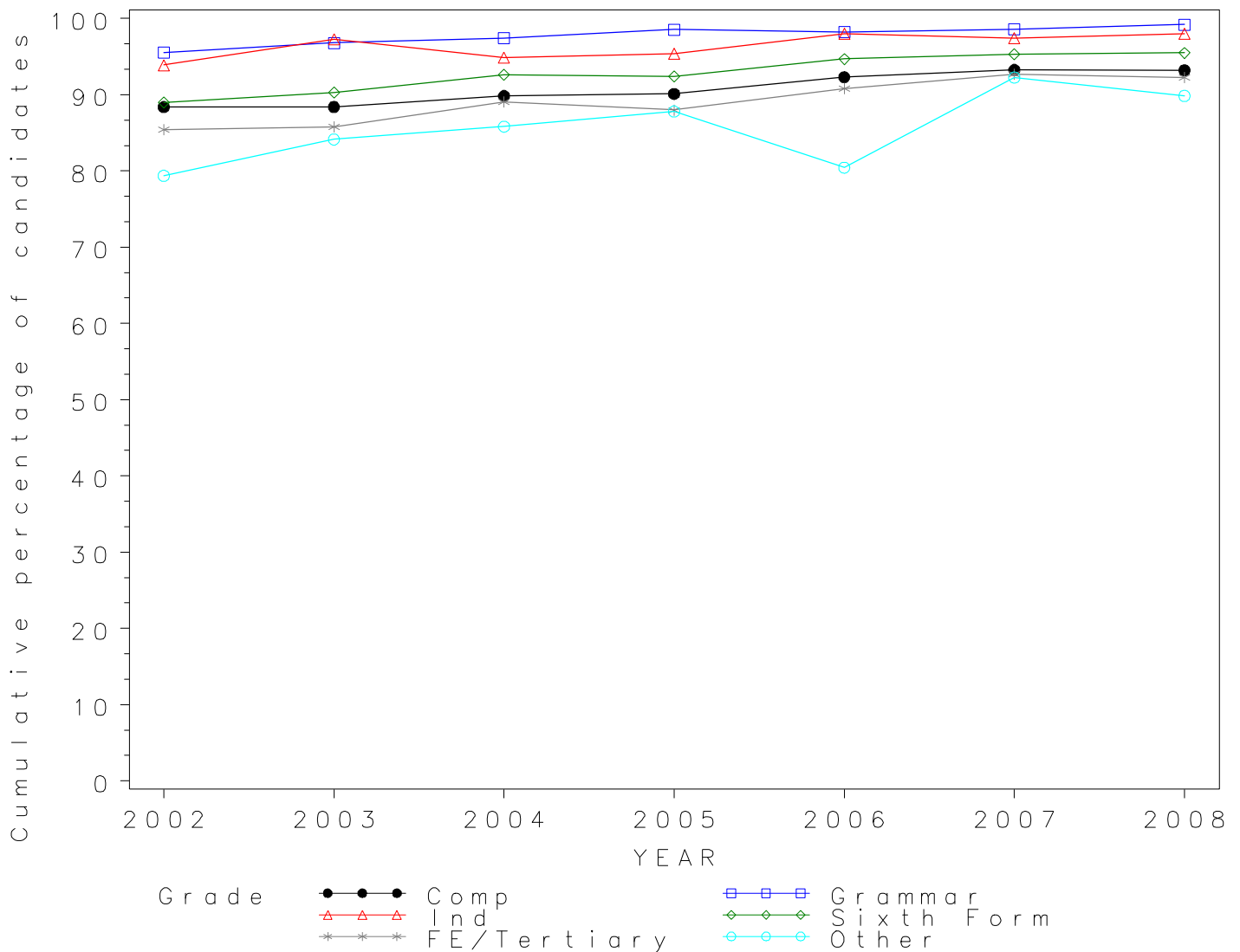
schtype	2002	2003	2004	2005	2006	2007	2008
Comprehensive	88.39	88.40	89.85	90.11	92.31	93.27	93.20
Grammar	95.50	96.80	97.39	98.55	98.21	98.58	99.20
Independent	93.90	97.30	94.90	95.40	98.00	97.40	98.00
Sixth Form	89.00	90.30	92.60	92.40	94.70	95.30	95.50
FE/Tertiary	85.44	85.77	89.06	87.99	90.80	92.71	92.27
Other	79.38	84.14	85.82	87.80	80.43	92.26	89.85

Cumulative Numbers

schtype	2002	2003	2004	2005	2006	2007	2008
Comprehensive	5626	5751	6336	6943	7706	7935	8613
Grammar	701	725	710	817	880	974	1111
Independent	658	755	739	826	834	891	937
Sixth Form	3619	3902	4235	4507	4914	5469	5751
FE/Tertiary	2042	2122	2279	2294	2428	2469	2745
Other	127	122	115	144	111	155	301

GCE A Level ENGLISH LANGUAGE 2002–2008

Cumulative % at Grade D by school type



*GCE A Level ENGLISH LANGUAGE Grade E by school type 2002- 2008
Cumulative Percentages*

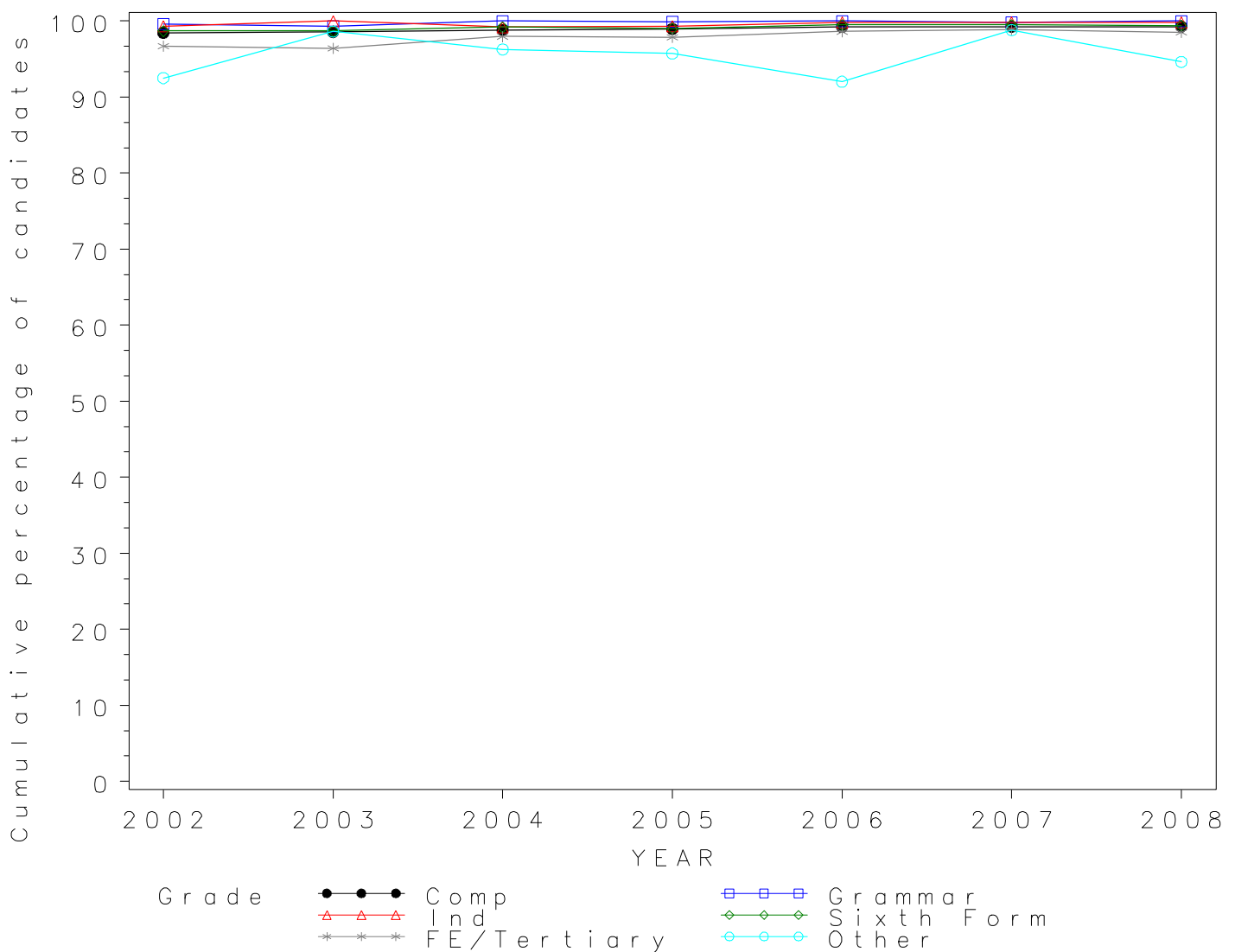
schtype	2002	2003	2004	2005	2006	2007	2008
Comprehensive	98.46	98.56	98.82	98.96	99.23	99.25	99.26
Grammar	99.59	99.33	100.00	99.88	100.00	99.80	100.00
Independent	99.30	100.00	99.20	99.30	99.80	99.80	99.80
Sixth Form	98.70	98.70	99.20	99.00	99.50	99.50	99.40
FE/Tertiary	96.69	96.40	97.97	97.85	98.62	98.87	98.52
Other	92.50	98.62	96.27	95.73	92.03	98.81	94.63

Cumulative Numbers

schtype	2002	2003	2004	2005	2006	2007	2008
Comprehensive	6267	6412	6969	7625	8284	8444	9173
Grammar	731	744	729	828	896	986	1120
Independent	696	776	773	860	849	913	954
Sixth Form	4013	4265	4536	4829	5163	5710	5986
FE/Tertiary	2311	2385	2507	2551	2637	2633	2931
Other	148	143	129	157	127	166	317

GCE A Level ENGLISH LANGUAGE 2002–2008

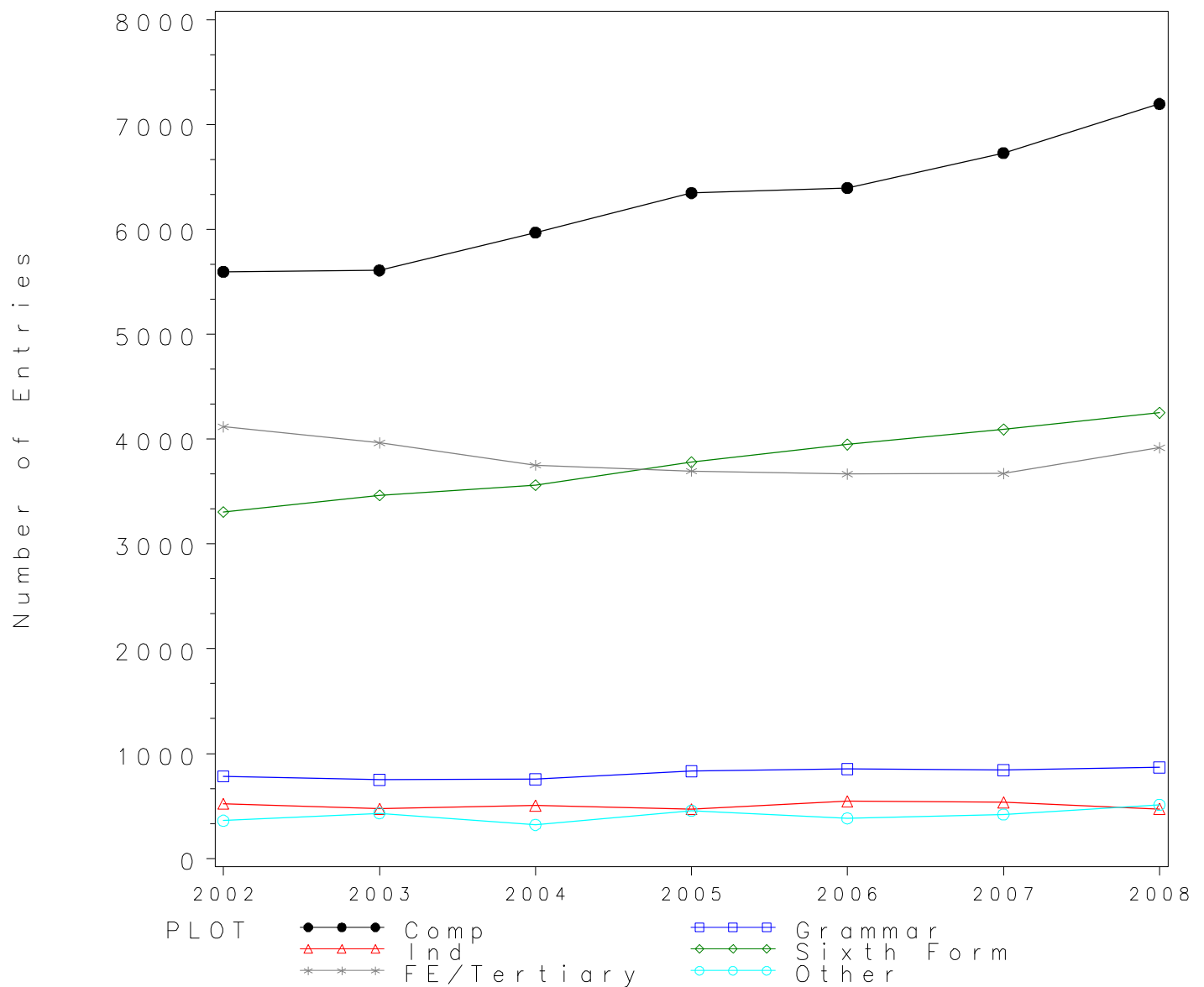
Cumulative % at Grade E by school type



Numbers of GCE A Level entries in ENGLISH LANGUAGE & LITERATURE by school type 2002- 2008

schtype	2002	2003	2004	2005	2006	2007	2008
Comprehensive	5597	5610	5971	6348	6396	6729	7198
Grammar	784	751	756	831	852	843	869
Independent	523	473	503	471	545	536	472
Sixth Form	3306	3464	3562	3779	3948	4092	4252
FE/Tertiary	4117	3965	3751	3696	3666	3673	3918
Other	360	431	320	455	382	420	512

GCE A Level ENGLISH LANGUAGE & LITERATURE Entries by school type 2002–2008



*GCE A Level ENGLISH LANGUAGE & LITERATURE Grade A by school type
2002- 2008*

Cumulative Percentages

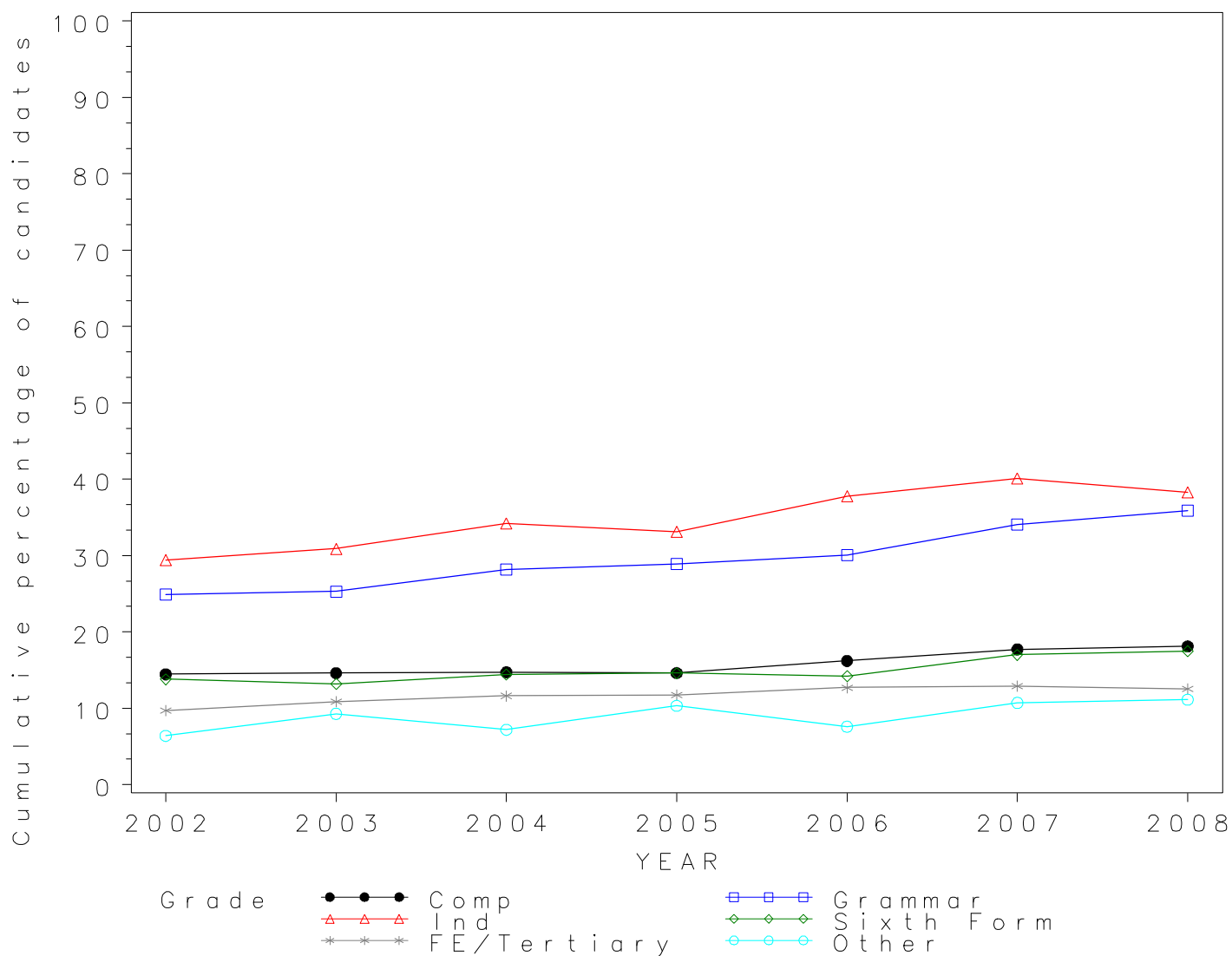
schtype	2002	2003	2004	2005	2006	2007	2008
Comprehensive	14.45	14.60	14.72	14.62	16.20	17.71	18.12
Grammar	24.87	25.30	28.17	28.88	30.05	34.05	35.90
Independent	29.40	30.90	34.20	33.10	37.80	40.10	38.30
Sixth Form	13.80	13.20	14.40	14.60	14.20	17.00	17.50
FE/Tertiary	9.69	10.84	11.62	11.74	12.71	12.90	12.53
Other	6.39	9.28	7.19	10.33	7.59	10.71	11.13

Cumulative Numbers

schtype	2002	2003	2004	2005	2006	2007	2008
Comprehensive	809	819	879	928	1036	1192	1304
Grammar	195	190	213	240	256	287	312
Independent	154	146	172	156	206	215	181
Sixth Form	456	457	513	552	561	696	744
FE/Tertiary	399	430	436	434	466	474	491
Other	23	40	23	47	29	45	57

GCE A Level ENGLISH LANGUAGE & LITERATURE 2002–2008

Cumulative % at Grade A by school type



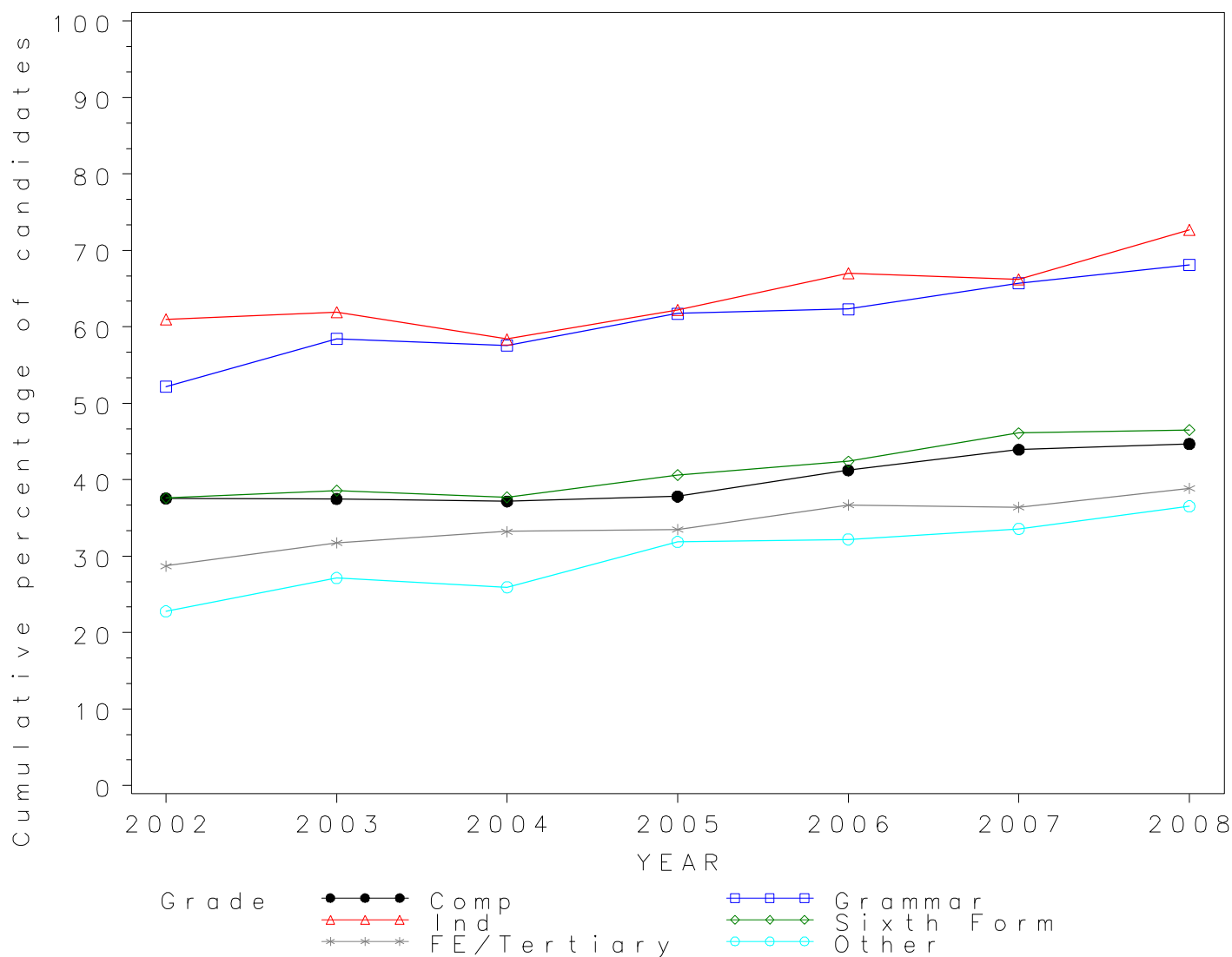
*GCE A Level ENGLISH LANGUAGE & LITERATURE Grade B by school type
2002- 2008
Cumulative Percentages*

schtype	2002	2003	2004	2005	2006	2007	2008
Comprehensive	37.56	37.49	37.16	37.81	41.23	43.93	44.68
Grammar	52.17	58.46	57.54	61.73	62.32	65.72	68.12
Independent	61.00	61.90	58.40	62.20	67.00	66.20	72.70
Sixth Form	37.60	38.60	37.70	40.60	42.40	46.10	46.50
FE/Tertiary	28.71	31.75	33.22	33.47	36.69	36.37	38.85
Other	22.78	27.15	25.94	31.87	32.20	33.57	36.52

Cumulative Numbers

schtype	2002	2003	2004	2005	2006	2007	2008
Comprehensive	2102	2103	2219	2400	2637	2956	3216
Grammar	409	439	435	513	531	554	592
Independent	319	293	294	293	365	355	343
Sixth Form	1243	1337	1343	1534	1674	1886	1977
FE/Tertiary	1182	1259	1246	1237	1345	1336	1522
Other	82	117	83	145	123	141	187

GCE A Level ENGLISH LANGUAGE & LITERATURE 2002–2008
Cumulative % at Grade B by school type



*GCE A Level ENGLISH LANGUAGE & LITERATURE Grade C by school type
2002- 2008*

Cumulative Percentages

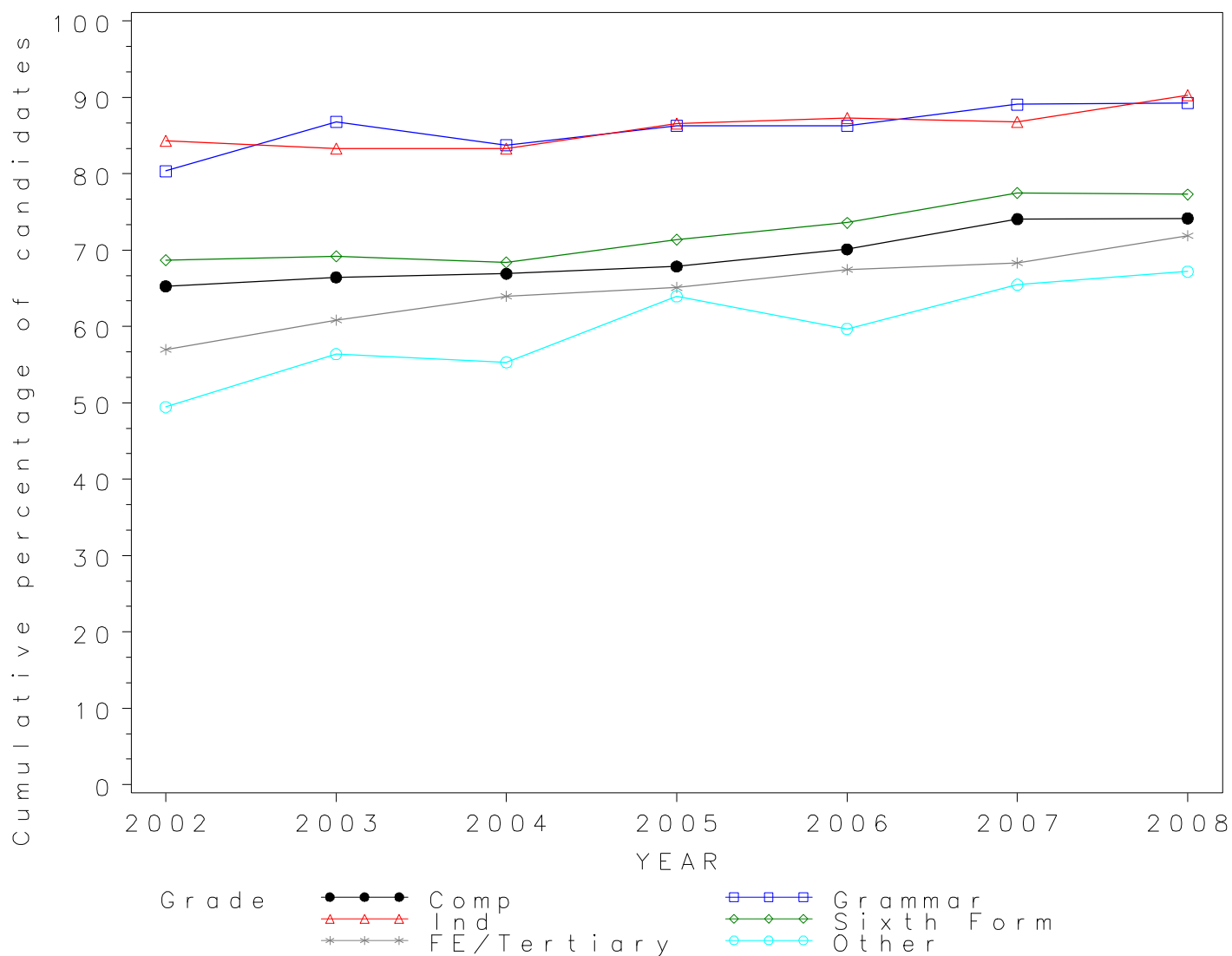
schtype	2002	2003	2004	2005	2006	2007	2008
Comprehensive	65.27	66.43	66.91	67.86	70.11	74.07	74.16
Grammar	80.36	86.82	83.73	86.28	86.27	89.09	89.30
Independent	84.30	83.30	83.30	86.60	87.30	86.80	90.30
Sixth Form	68.70	69.20	68.40	71.40	73.60	77.50	77.30
FE/Tertiary	56.98	60.83	63.98	65.10	67.46	68.34	71.90
Other	49.44	56.38	55.31	63.96	59.69	65.48	67.19

Cumulative Numbers

schtype	2002	2003	2004	2005	2006	2007	2008
Comprehensive	3653	3727	3995	4308	4484	4984	5338
Grammar	630	652	633	717	735	751	776
Independent	441	394	419	408	476	465	426
Sixth Form	2271	2397	2436	2698	2906	3171	3287
FE/Tertiary	2346	2412	2400	2406	2473	2510	2817
Other	178	243	177	291	228	275	344

GCE A Level ENGLISH LANGUAGE & LITERATURE 2002–2008

Cumulative % at Grade C by school type



*GCE A Level ENGLISH LANGUAGE & LITERATURE Grade D by school type
2002- 2008*

Cumulative Percentages

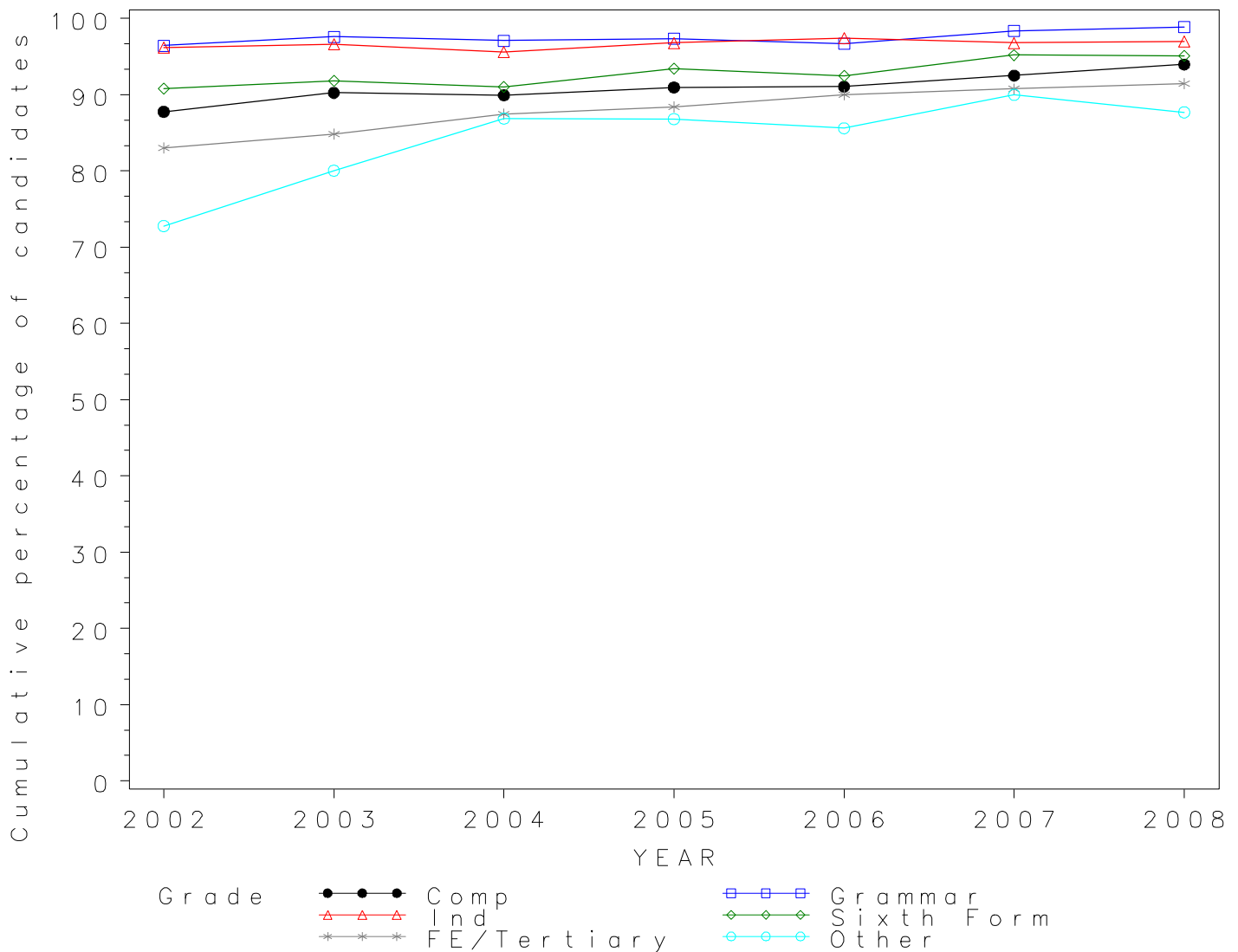
schtype	2002	2003	2004	2005	2006	2007	2008
Comprehensive	87.76	90.25	89.93	90.96	91.06	92.51	93.97
Grammar	96.43	97.60	97.09	97.35	96.71	98.34	98.85
Independent	96.20	96.60	95.60	96.80	97.40	96.80	97.00
Sixth Form	90.80	91.80	91.00	93.40	92.50	95.20	95.10
FE/Tertiary	83.02	84.82	87.44	88.42	89.99	90.77	91.45
Other	72.78	80.05	86.88	86.81	85.60	90.00	87.70

Cumulative Numbers

schtype	2002	2003	2004	2005	2006	2007	2008
Comprehensive	4912	5063	5370	5774	5824	6225	6764
Grammar	756	733	734	809	824	829	859
Independent	503	457	481	456	531	519	458
Sixth Form	3002	3180	3241	3530	3652	3896	4044
FE/Tertiary	3418	3363	3280	3268	3299	3334	3583
Other	262	345	278	395	327	378	449

GCE A Level ENGLISH LANGUAGE & LITERATURE 2002–2008

Cumulative % at Grade D by school type



*GCE A Level ENGLISH LANGUAGE & LITERATURE Grade E by school type
2002- 2008*

Cumulative Percentages

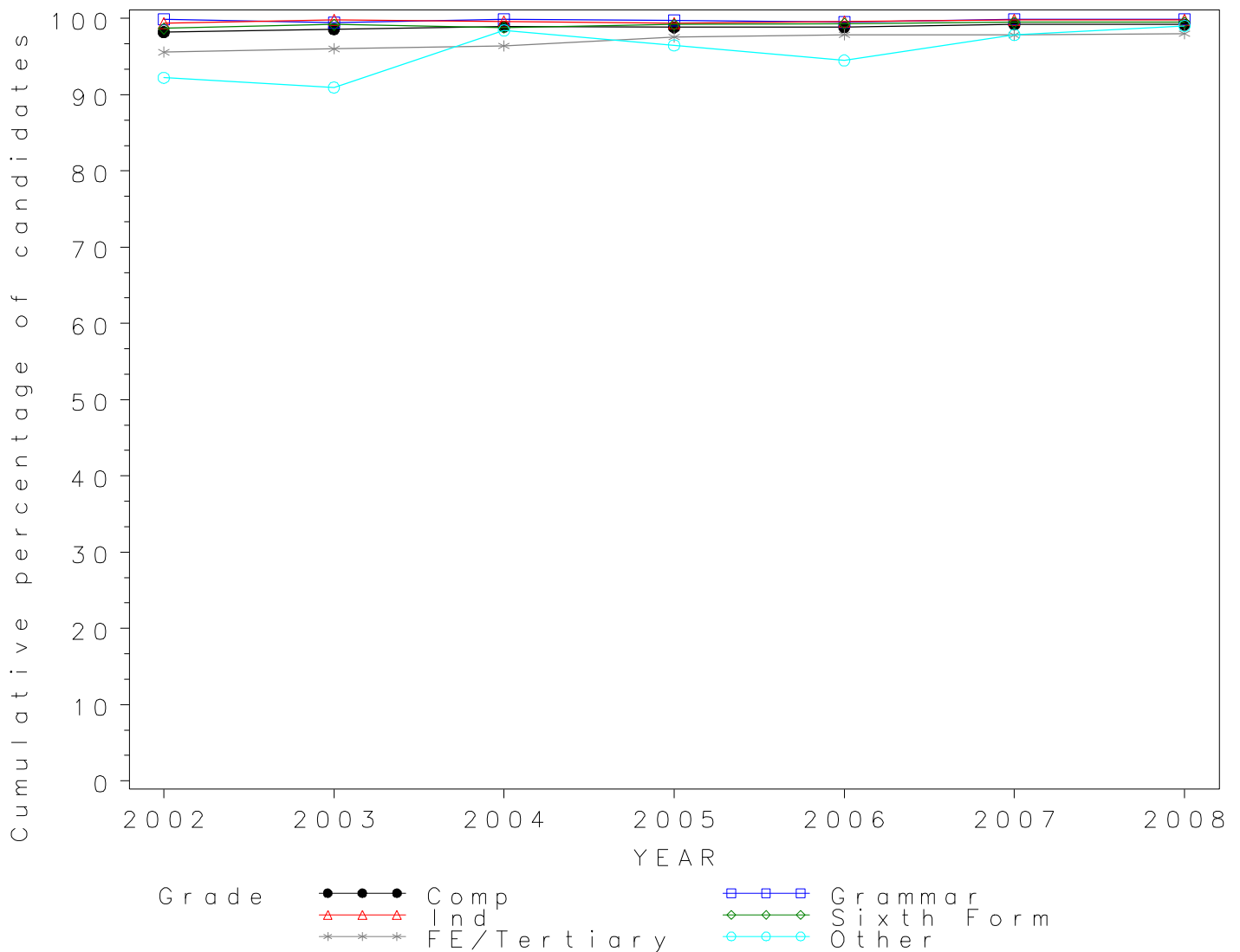
schtype	2002	2003	2004	2005	2006	2007	2008
Comprehensive	98.21	98.59	98.93	98.83	98.86	99.21	99.19
Grammar	99.87	99.47	99.87	99.76	99.53	99.88	99.88
Independent	99.40	99.80	99.60	99.40	99.60	99.80	99.80
Sixth Form	98.70	99.20	98.80	99.20	99.30	99.50	99.50
FE/Tertiary	95.58	96.02	96.40	97.56	97.85	97.82	98.01
Other	92.22	90.95	98.44	96.48	94.50	97.86	99.02

Cumulative Numbers

schtype	2002	2003	2004	2005	2006	2007	2008
Comprehensive	5497	5531	5907	6274	6323	6676	7140
Grammar	783	747	755	829	848	842	868
Independent	520	472	501	468	543	535	471
Sixth Form	3263	3436	3519	3749	3920	4072	4231
FE/Tertiary	3935	3807	3616	3606	3587	3593	3840
Other	332	392	315	439	361	411	507

GCE A Level ENGLISH LANGUAGE & LITERATURE 2002–2008

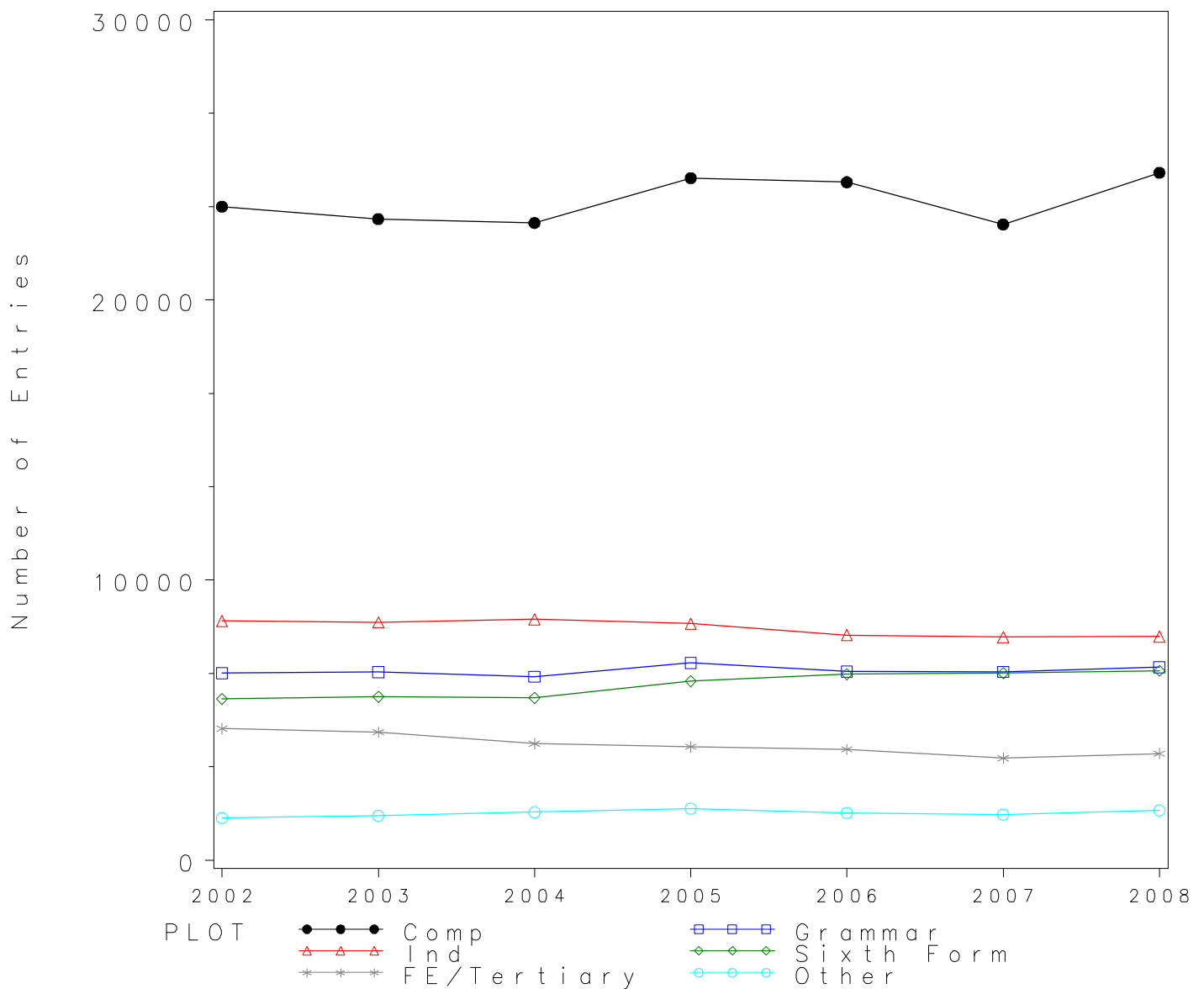
Cumulative % at Grade E by school type



*Numbers of GCE A Level entries in ENGLISH LITERATURE by school type
2002- 2008*

sctype	2002	2003	2004	2005	2006	2007	2008
Comprehensive	23334	22889	22750	24351	24204	22695	24544
Grammar	6672	6713	6555	7042	6734	6727	6888
Independent	8542	8491	8597	8450	8036	7964	7985
Sixth Form	5757	5829	5797	6393	6643	6677	6762
FE/Tertiary	4695	4575	4162	4049	3960	3643	3807
Other	1511	1585	1716	1843	1691	1627	1780

GCE A Level ENGLISH LITERATURE Entries by school type 2002–2008



*GCE A Level ENGLISH LITERATURE Grade A by school type 2002- 2008
Cumulative Percentages*

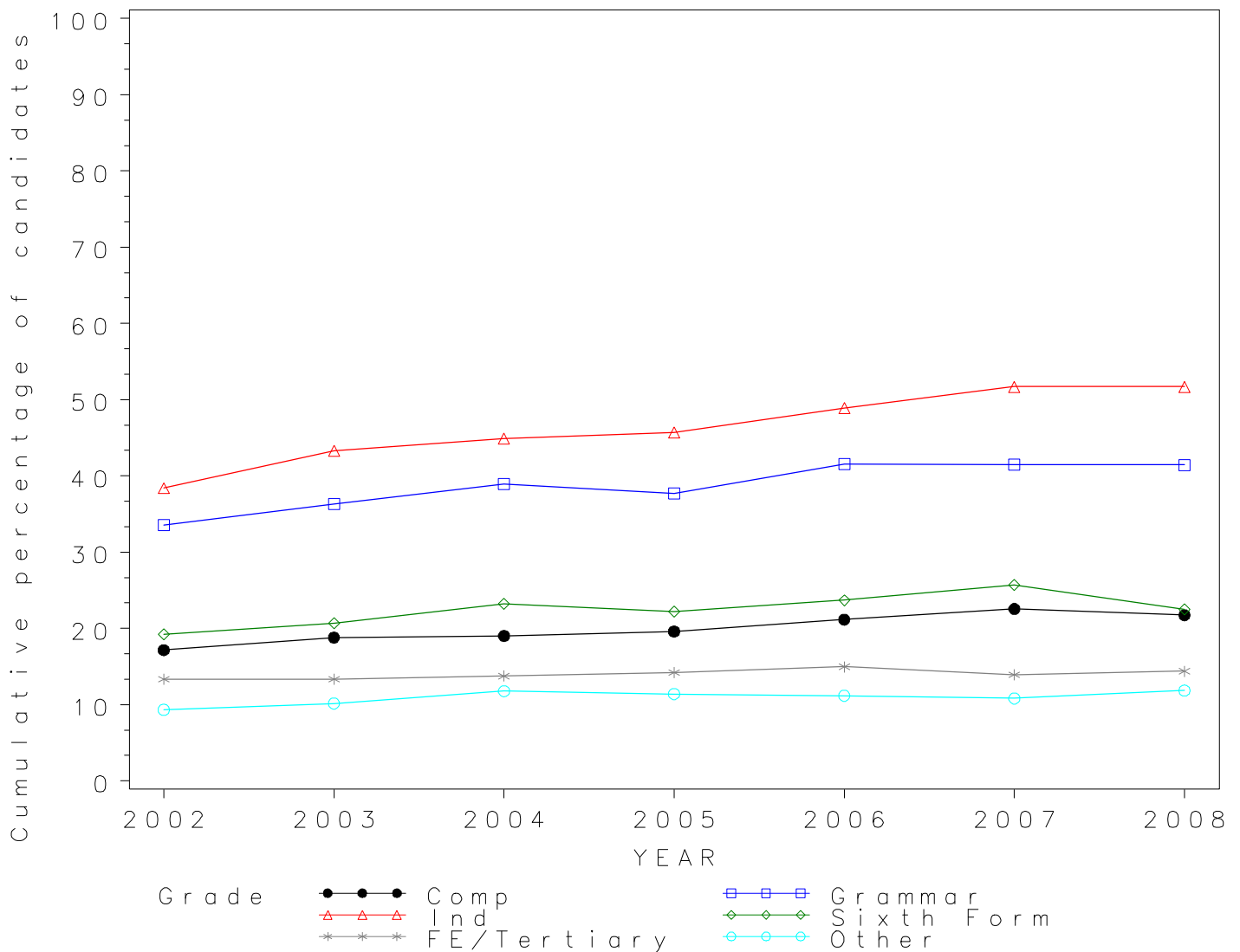
schtype	2002	2003	2004	2005	2006	2007	2008
Comprehensive	17.15	18.80	19.02	19.60	21.16	22.56	21.74
Grammar	33.57	36.32	38.93	37.72	41.58	41.50	41.45
Independent	38.40	43.30	44.90	45.70	48.90	51.70	51.70
Sixth Form	19.20	20.70	23.20	22.20	23.70	25.70	22.50
FE/Tertiary	13.33	13.36	13.74	14.23	14.97	13.92	14.39
Other	9.33	10.16	11.77	11.39	11.18	10.82	11.85

Cumulative Numbers

schtype	2002	2003	2004	2005	2006	2007	2008
Comprehensive	4002	4304	4326	4772	5121	5119	5336
Grammar	2240	2438	2552	2656	2800	2792	2855
Independent	3280	3677	3860	3862	3930	4117	4128
Sixth Form	1105	1207	1345	1419	1574	1716	1521
FE/Tertiary	626	611	572	576	593	507	548
Other	141	161	202	210	189	176	211

GCE A Level ENGLISH LITERATURE 2002–2008

Cumulative % at Grade A by school type



*GCE A Level ENGLISH LITERATURE Grade B by school type 2002- 2008
Cumulative Percentages*

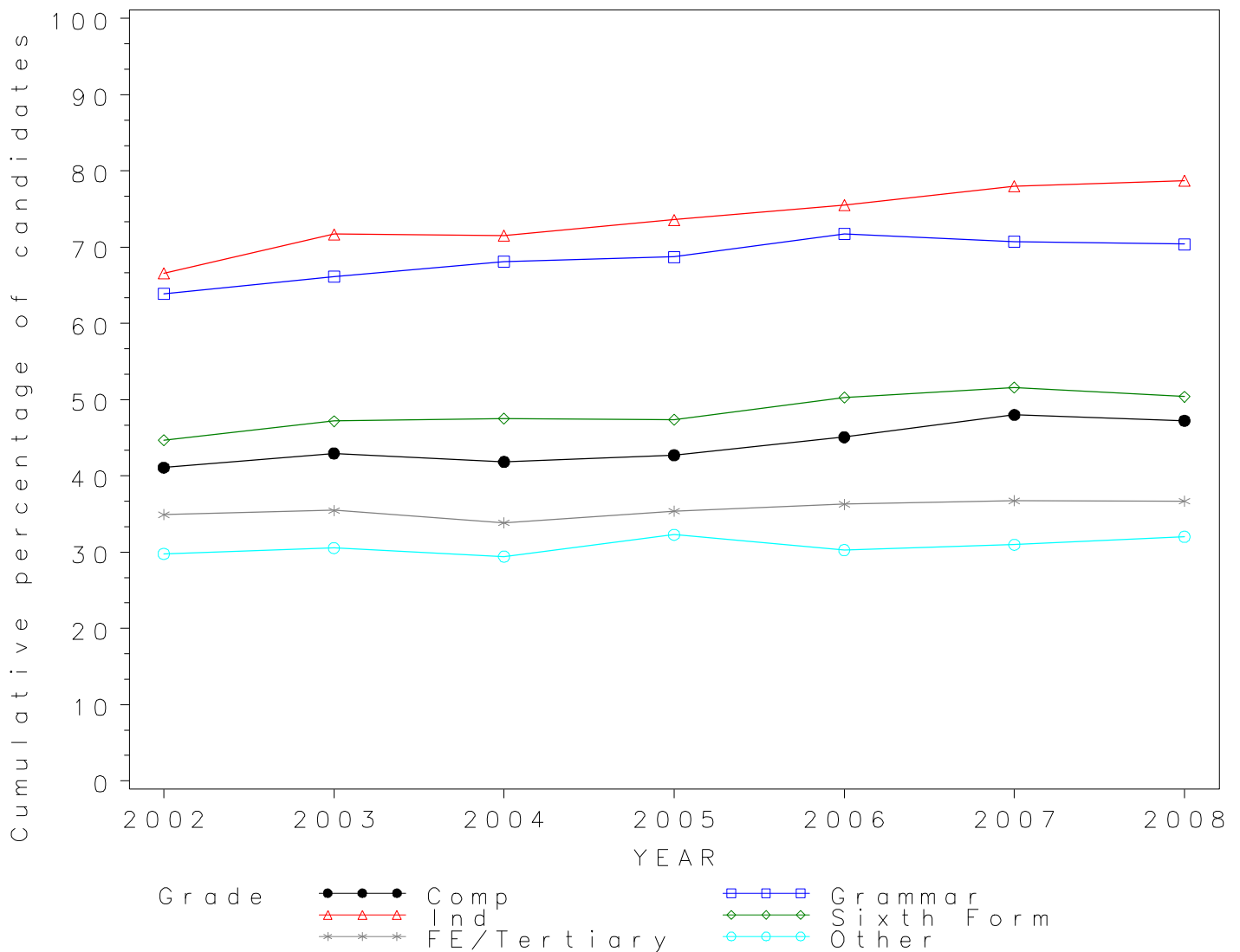
schtype	2002	2003	2004	2005	2006	2007	2008
Comprehensive	41.09	42.96	41.85	42.72	45.08	48.01	47.24
Grammar	63.91	66.16	68.12	68.73	71.76	70.74	70.40
Independent	66.60	71.70	71.50	73.60	75.50	78.00	78.70
Sixth Form	44.70	47.20	47.50	47.40	50.30	51.60	50.40
FE/Tertiary	34.91	35.48	33.83	35.37	36.29	36.73	36.70
Other	29.78	30.54	29.43	32.28	30.28	30.98	32.02

Cumulative Numbers

schtype	2002	2003	2004	2005	2006	2007	2008
Comprehensive	9588	9832	9520	10402	10910	10896	11595
Grammar	4264	4441	4465	4840	4832	4759	4849
Independent	5689	6088	6147	6219	6067	6212	6284
Sixth Form	2573	2751	2754	3030	3341	3445	3408
FE/Tertiary	1639	1623	1408	1432	1437	1338	1397
Other	450	484	505	595	512	504	570

GCE A Level ENGLISH LITERATURE 2002–2008

Cumulative % at Grade B by school type



*GCE A Level ENGLISH LITERATURE Grade C by school type 2002- 2008
Cumulative Percentages*

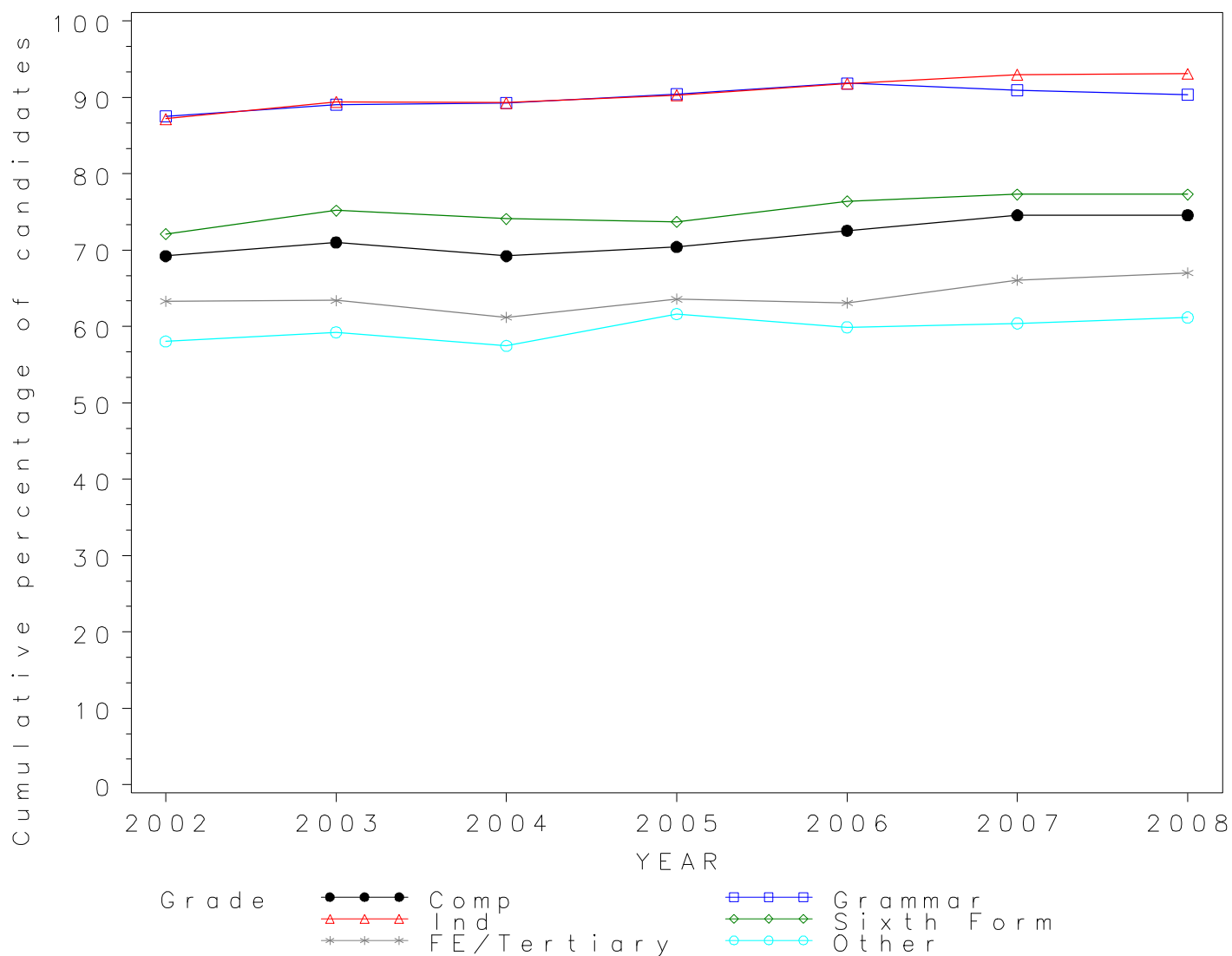
schtype	2002	2003	2004	2005	2006	2007	2008
Comprehensive	69.23	71.02	69.23	70.42	72.55	74.57	74.58
Grammar	87.54	89.07	89.26	90.44	91.85	90.96	90.37
Independent	87.20	89.40	89.30	90.30	91.80	93.00	93.10
Sixth Form	72.10	75.20	74.10	73.70	76.40	77.30	77.30
FE/Tertiary	63.30	63.41	61.22	63.57	63.08	66.04	67.01
Other	58.04	59.24	57.46	61.64	59.91	60.42	61.18

Cumulative Numbers

schtype	2002	2003	2004	2005	2006	2007	2008
Comprehensive	16153	16255	15749	17148	17559	16923	18305
Grammar	5841	5979	5851	6369	6185	6119	6225
Independent	7449	7591	7677	7630	7377	7407	7434
Sixth Form	4151	4383	4296	4712	5075	5161	5227
FE/Tertiary	2972	2901	2548	2574	2498	2406	2551
Other	877	939	986	1136	1013	983	1089

GCE A Level ENGLISH LITERATURE 2002–2008

Cumulative % at Grade C by school type



*GCE A Level ENGLISH LITERATURE Grade D by school type 2002- 2008
Cumulative Percentages*

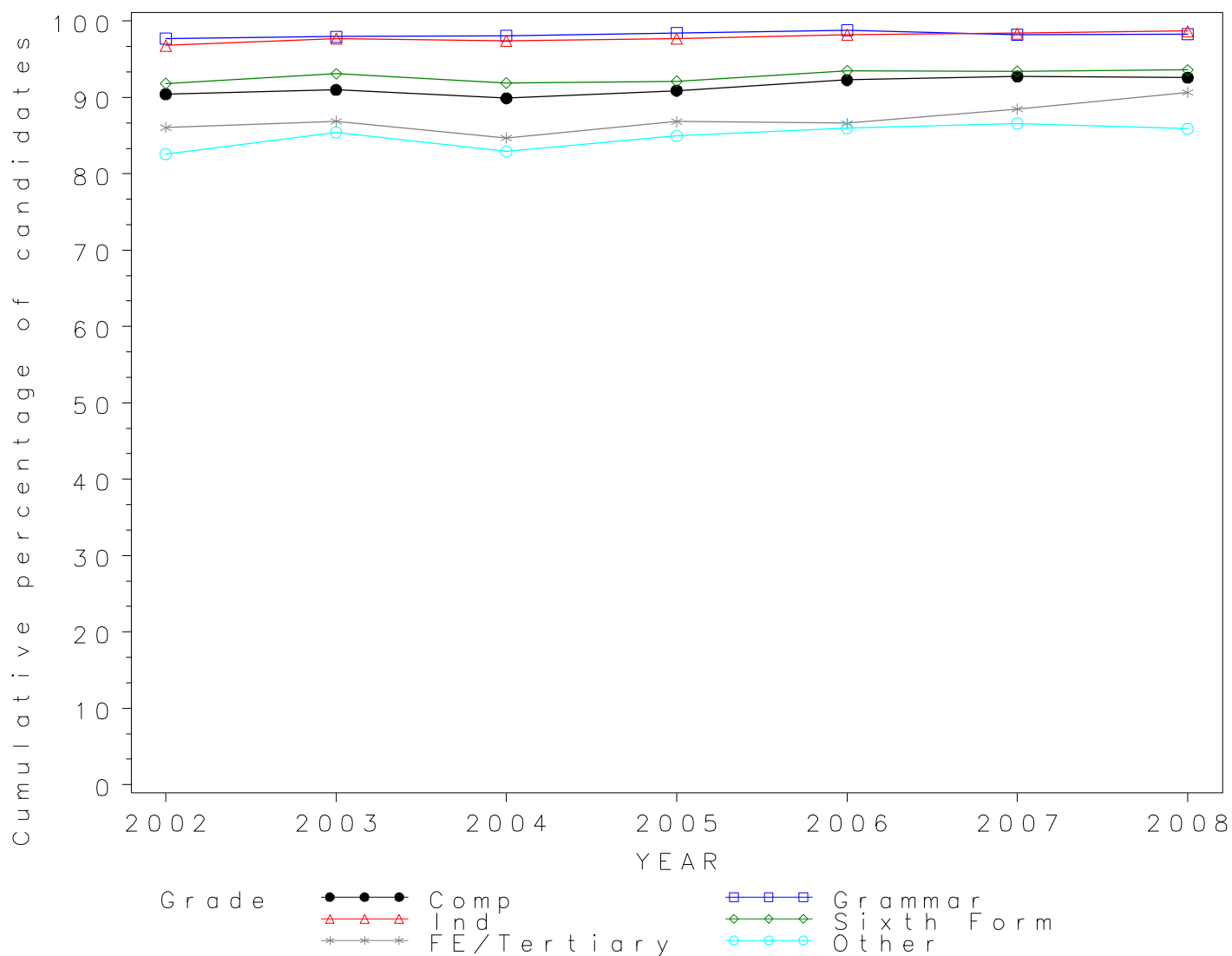
schtype	2002	2003	2004	2005	2006	2007	2008
Comprehensive	90.43	91.00	89.89	90.90	92.28	92.75	92.60
Grammar	97.74	97.96	98.08	98.44	98.80	98.23	98.27
Independent	96.80	97.70	97.40	97.70	98.20	98.40	98.70
Sixth Form	91.80	93.10	91.90	92.10	93.50	93.40	93.60
FE/Tertiary	86.05	86.86	84.69	86.84	86.62	88.50	90.65
Other	82.59	85.43	82.93	84.97	85.98	86.60	85.90

Cumulative Numbers

schtype	2002	2003	2004	2005	2006	2007	2008
Comprehensive	21102	20829	20450	22135	22336	21049	22728
Grammar	6521	6576	6429	6932	6653	6608	6769
Independent	8269	8296	8373	8256	7891	7837	7881
Sixth Form	5285	5427	5327	5888	6211	6236	6329
FE/Tertiary	4040	3974	3525	3516	3430	3224	3451
Other	1248	1354	1423	1566	1454	1409	1529

GCE A Level ENGLISH LITERATURE 2002—2008

Cumulative % at Grade D by school type



*GCE A Level ENGLISH LITERATURE Grade E by school type 2002- 2008
Cumulative Percentages*

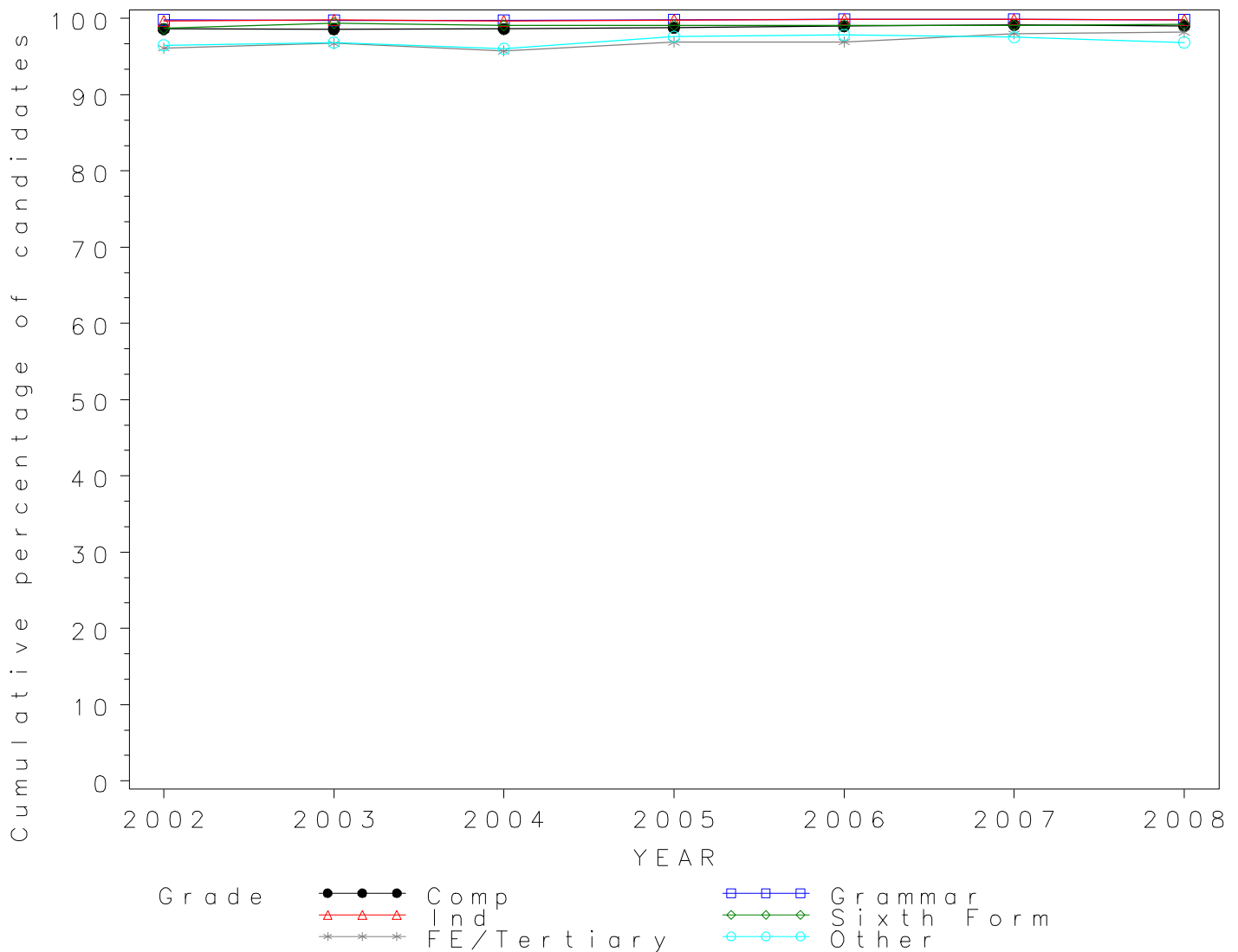
schtype	2002	2003	2004	2005	2006	2007	2008
Comprehensive	98.62	98.60	98.62	98.78	98.98	99.15	99.00
Grammar	99.81	99.76	99.77	99.83	99.91	99.88	99.80
Independent	99.70	99.80	99.70	99.80	99.90	99.90	99.80
Sixth Form	98.70	99.40	99.10	99.10	99.10	99.10	99.20
FE/Tertiary	96.12	96.72	95.72	96.89	96.92	98.00	98.19
Other	96.49	96.85	96.04	97.61	97.87	97.54	96.85

Cumulative Numbers

schtype	2002	2003	2004	2005	2006	2007	2008
Comprehensive	23011	22569	22436	24055	23958	22503	24299
Grammar	6659	6697	6540	7030	6728	6719	6874
Independent	8516	8474	8571	8433	8028	7956	7969
Sixth Form	5682	5794	5745	6335	6583	6617	6708
FE/Tertiary	4513	4425	3984	3923	3838	3570	3738
Other	1458	1535	1648	1799	1655	1587	1724

GCE A Level ENGLISH LITERATURE 2002—2008

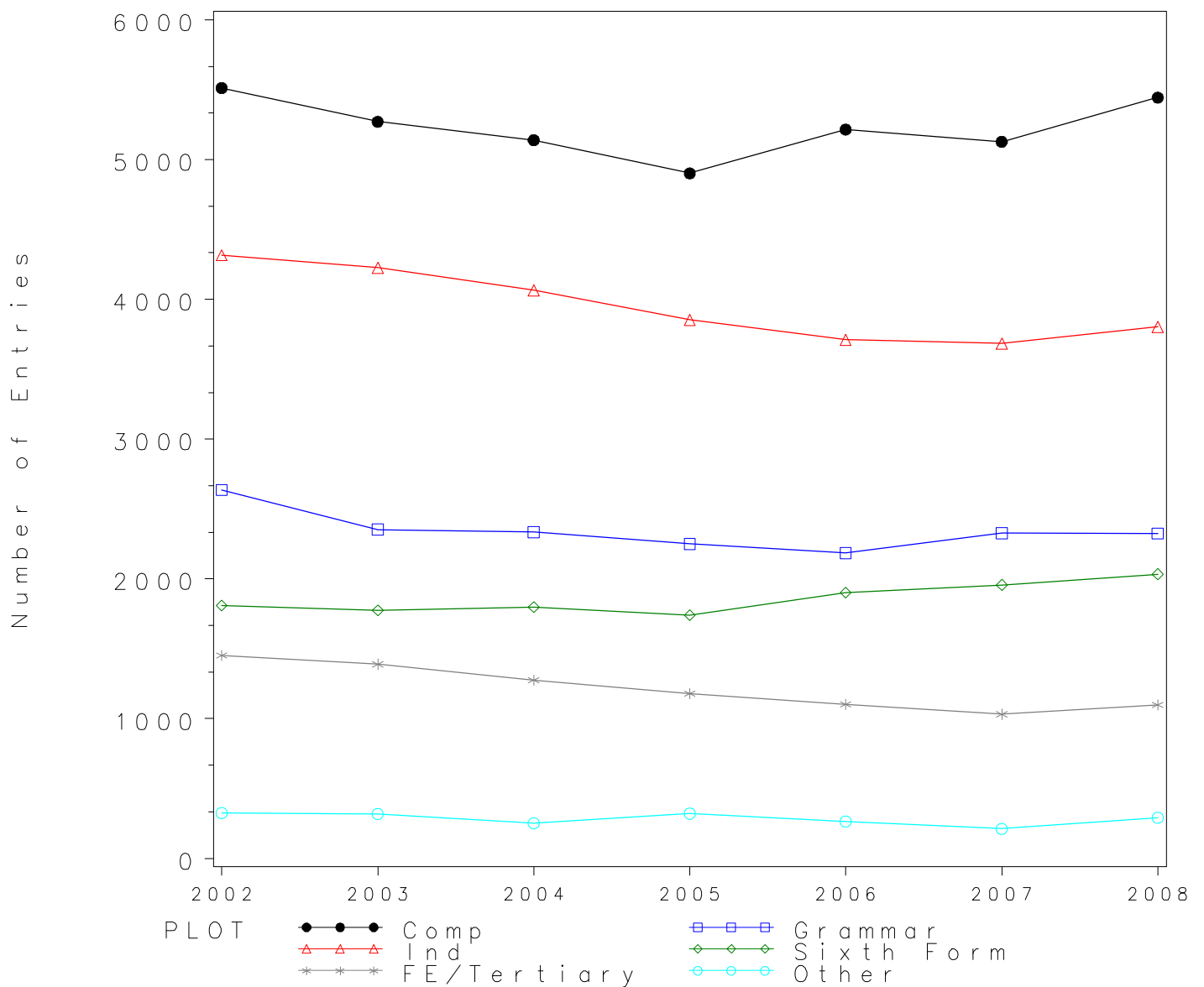
Cumulative % at Grade E by school type



Numbers of GCE A Level entries in FRENCH by school type 2002- 2008

schtype	2002	2003	2004	2005	2006	2007	2008
Comprehensive	5512	5271	5140	4902	5215	5127	5444
Grammar	2636	2353	2335	2251	2185	2328	2325
Independent	4317	4227	4064	3854	3711	3684	3804
Sixth Form	1810	1776	1798	1741	1903	1957	2034
FE/Tertiary	1453	1389	1275	1179	1102	1032	1099
Other	325	319	252	321	265	212	292

GCE A Level FRENCH Entries by school type 2002–2008



*GCE A Level FRENCH Grade A by school type 2002- 2008
Cumulative Percentages*

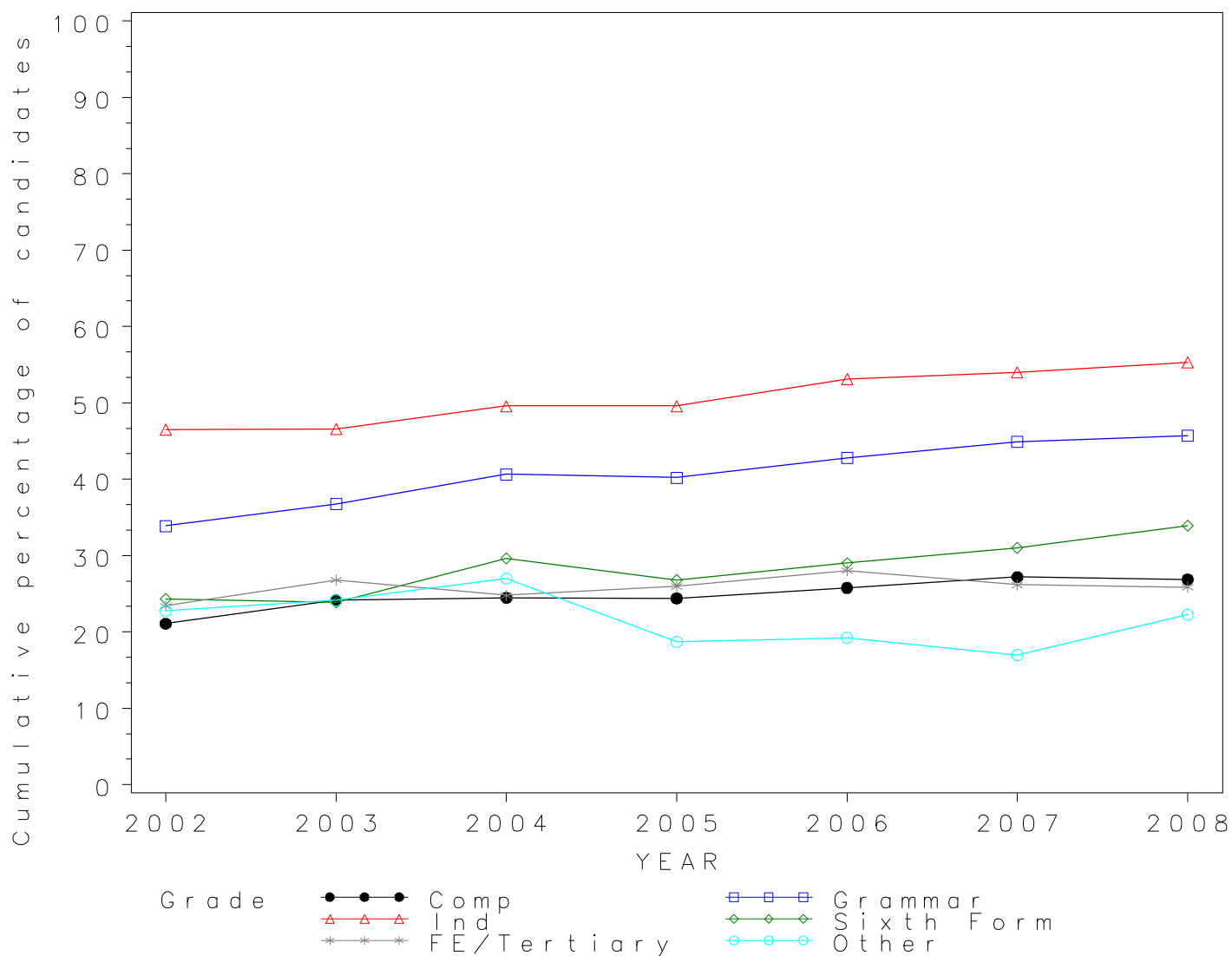
schtype	2002	2003	2004	2005	2006	2007	2008
Comprehensive	21.08	24.15	24.47	24.40	25.77	27.19	26.87
Grammar	33.88	36.76	40.64	40.20	42.79	44.89	45.68
Independent	46.50	46.60	49.60	49.60	53.10	54.00	55.30
Sixth Form	24.30	23.90	29.60	26.80	29.00	31.00	33.90
FE/Tertiary	23.40	26.78	24.78	25.95	28.04	26.16	25.84
Other	22.77	24.14	26.98	18.69	19.25	16.98	22.26

Cumulative Numbers

schtype	2002	2003	2004	2005	2006	2007	2008
Comprehensive	1162	1273	1258	1196	1344	1394	1463
Grammar	893	865	949	905	935	1045	1062
Independent	2007	1970	2016	1912	1971	1989	2104
Sixth Form	440	424	532	467	552	607	690
FE/Tertiary	340	372	316	306	309	270	284
Other	74	77	68	60	51	36	65

GCE A Level FRENCH 2002–2008

Cumulative % at Grade A by school type



*GCE A Level FRENCH Grade B by school type 2002- 2008
Cumulative Percentages*

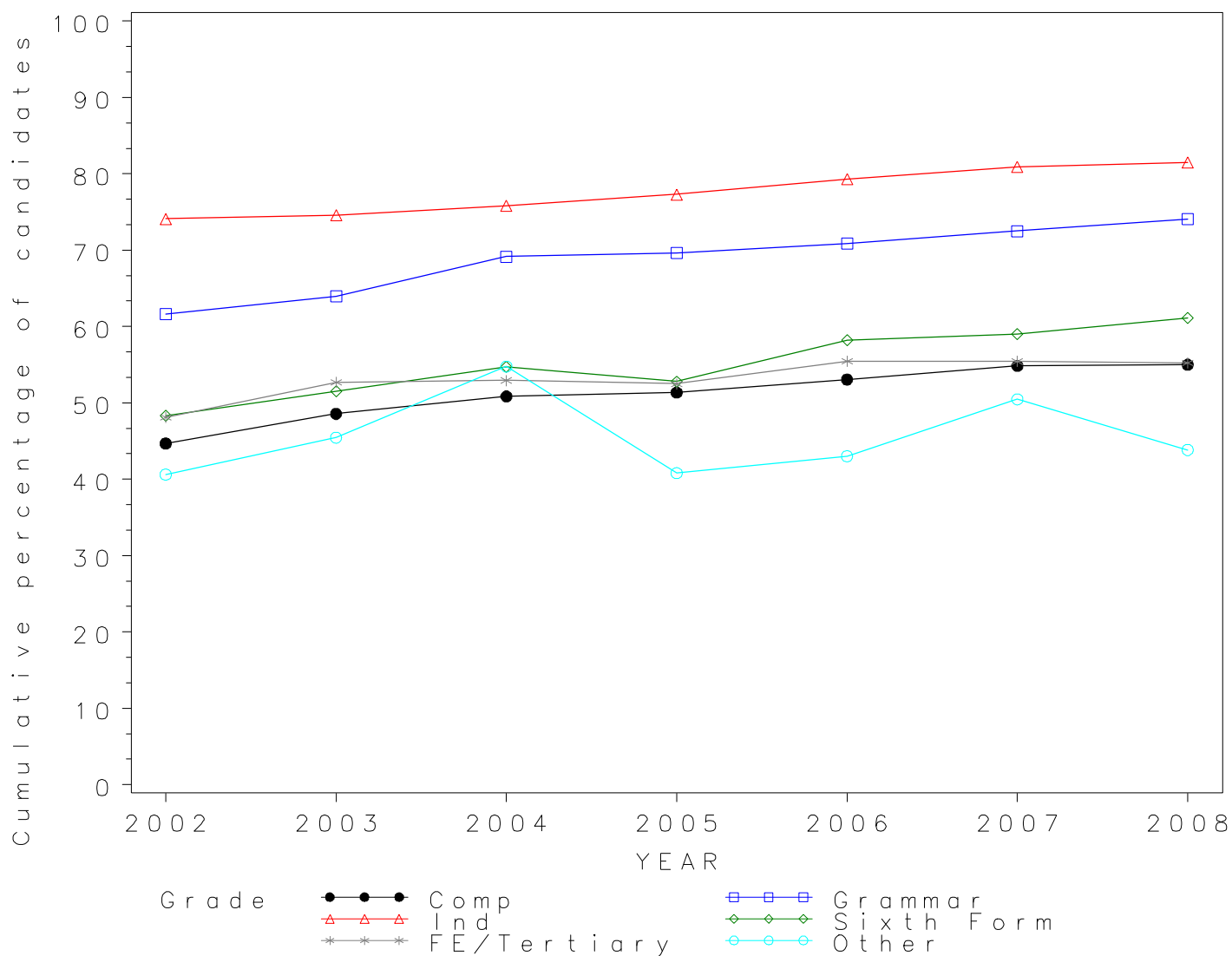
schtype	2002	2003	2004	2005	2006	2007	2008
Comprehensive	44.68	48.57	50.86	51.37	53.06	54.85	55.00
Grammar	61.65	63.96	69.16	69.61	70.89	72.51	74.06
Independent	74.10	74.60	75.80	77.30	79.30	80.90	81.50
Sixth Form	48.30	51.50	54.70	52.80	58.20	59.00	61.10
FE/Tertiary	48.11	52.70	52.94	52.50	55.44	55.43	55.23
Other	40.62	45.45	54.76	40.81	43.02	50.47	43.84

Cumulative Numbers

schtype	2002	2003	2004	2005	2006	2007	2008
Comprehensive	2463	2560	2614	2518	2767	2812	2994
Grammar	1625	1505	1615	1567	1549	1688	1722
Independent	3199	3153	3081	2979	2943	2980	3100
Sixth Form	874	915	984	919	1108	1155	1243
FE/Tertiary	699	732	675	619	611	572	607
Other	132	145	138	131	114	107	128

GCE A Level FRENCH 2002–2008

Cumulative % at Grade B by school type



*GCE A Level FRENCH Grade C by school type 2002- 2008
Cumulative Percentages*

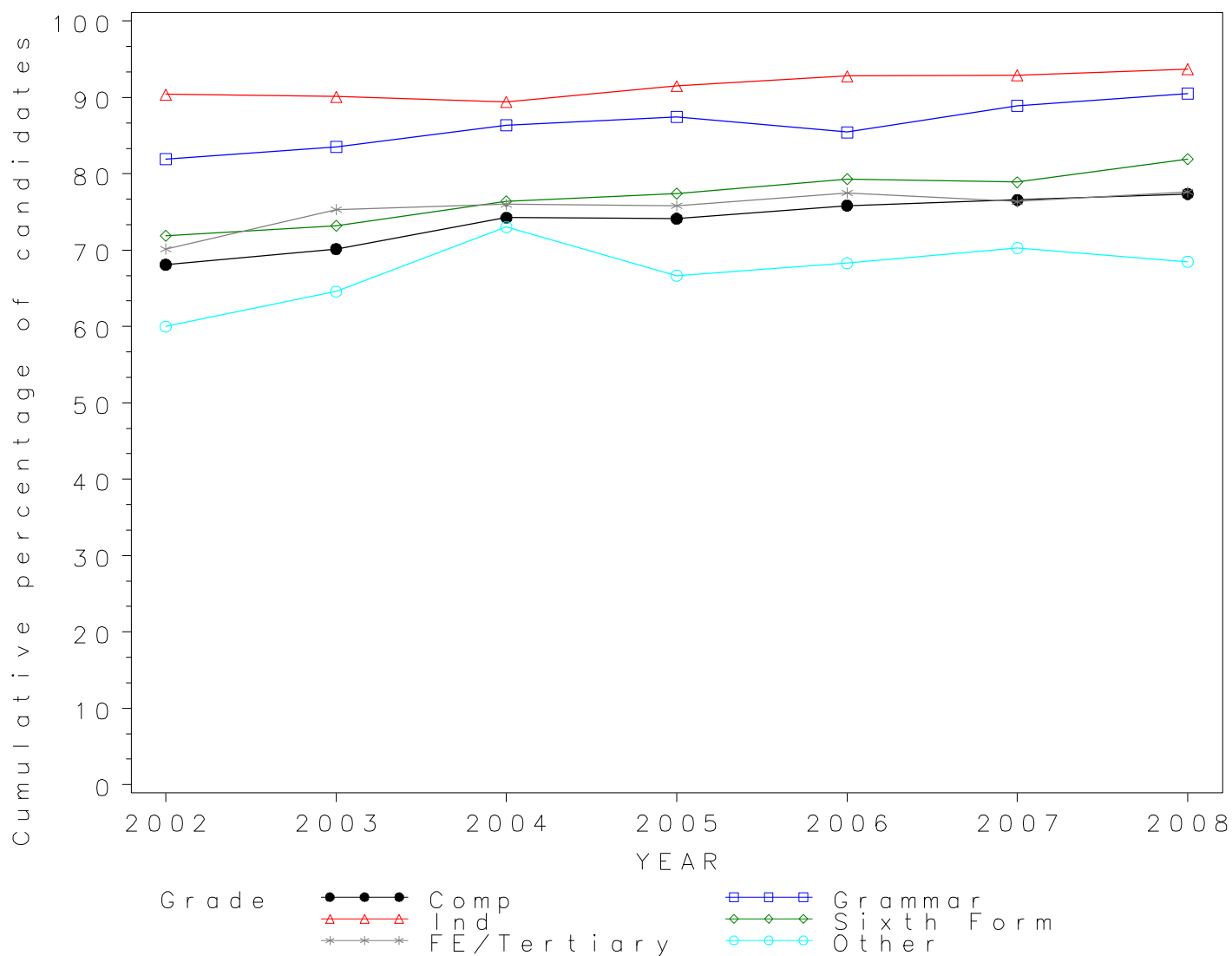
schtype	2002	2003	2004	2005	2006	2007	2008
Comprehensive	68.11	70.16	74.26	74.13	75.84	76.57	77.37
Grammar	81.90	83.55	86.34	87.47	85.45	88.92	90.49
Independent	90.40	90.10	89.40	91.50	92.80	92.90	93.70
Sixth Form	71.90	73.20	76.40	77.40	79.30	78.90	81.90
FE/Tertiary	70.13	75.31	76.00	75.83	77.50	76.36	77.62
Other	60.00	64.58	73.02	66.67	68.30	70.28	68.49

Cumulative Numbers

schtype	2002	2003	2004	2005	2006	2007	2008
Comprehensive	3754	3698	3817	3634	3955	3926	4212
Grammar	2159	1966	2016	1969	1867	2070	2104
Independent	3903	3809	3633	3526	3444	3422	3564
Sixth Form	1301	1300	1374	1348	1509	1544	1666
FE/Tertiary	1019	1046	969	894	854	788	853
Other	195	206	184	214	181	149	200

GCE A Level FRENCH 2002–2008

Cumulative % at Grade C by school type



*GCE A Level FRENCH Grade D by school type 2002- 2008
Cumulative Percentages*

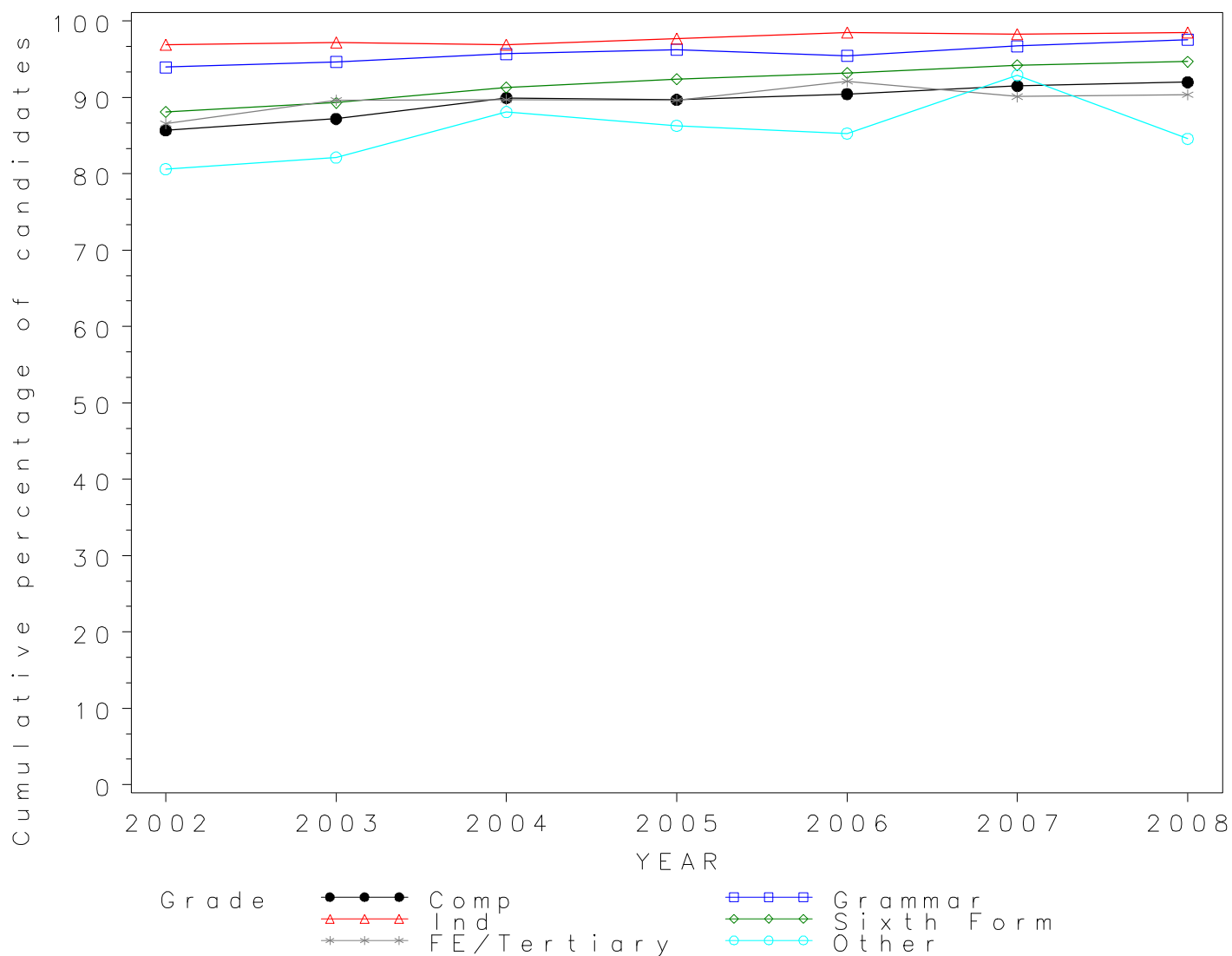
schtype	2002	2003	2004	2005	2006	2007	2008
Comprehensive	85.69	87.19	89.94	89.70	90.45	91.50	91.99
Grammar	93.97	94.65	95.72	96.27	95.47	96.74	97.55
Independent	96.90	97.20	96.90	97.70	98.50	98.30	98.50
Sixth Form	88.10	89.30	91.30	92.40	93.20	94.20	94.70
FE/Tertiary	86.58	89.63	89.73	89.65	92.11	90.12	90.35
Other	80.62	82.13	88.10	86.29	85.28	92.92	84.59

Cumulative Numbers

schtype	2002	2003	2004	2005	2006	2007	2008
Comprehensive	4723	4596	4623	4397	4717	4691	5008
Grammar	2477	2227	2235	2167	2086	2252	2268
Independent	4183	4109	3938	3765	3655	3621	3747
Sixth Form	1595	1586	1642	1609	1774	1843	1926
FE/Tertiary	1258	1245	1144	1057	1015	930	993
Other	262	262	222	277	226	197	247

GCE A Level FRENCH 2002–2008

Cumulative % at Grade D by school type



*GCE A Level FRENCH Grade E by school type 2002- 2008
Cumulative Percentages*

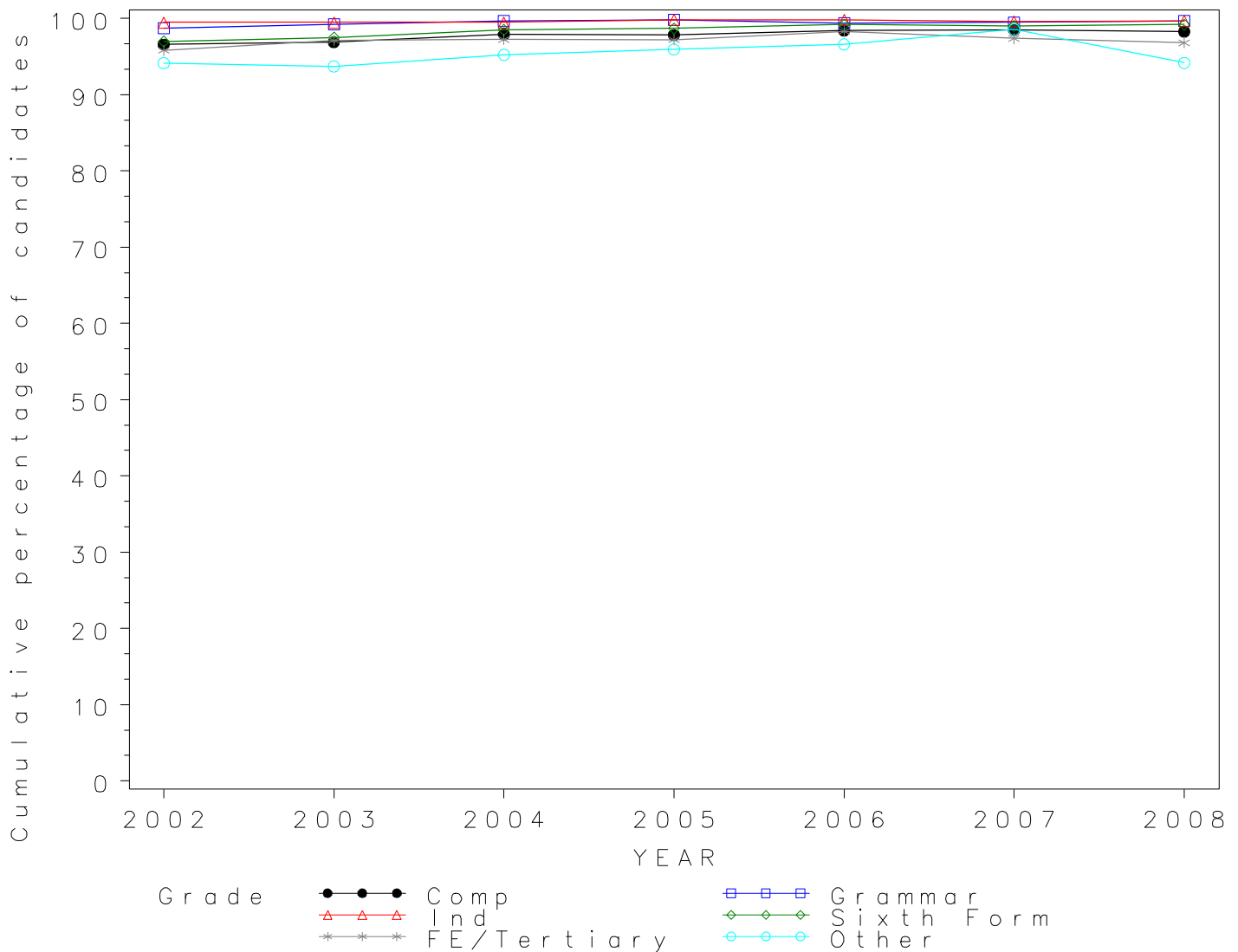
schtype	2002	2003	2004	2005	2006	2007	2008
Comprehensive	96.59	96.89	97.92	97.84	98.43	98.48	98.29
Grammar	98.71	99.24	99.70	99.82	99.41	99.48	99.66
Independent	99.50	99.50	99.50	99.80	99.80	99.60	99.70
Sixth Form	97.00	97.50	98.50	98.70	99.20	99.00	99.20
FE/Tertiary	95.80	97.12	97.25	97.20	98.28	97.38	96.82
Other	94.15	93.73	95.24	95.95	96.60	98.58	94.18

Cumulative Numbers

schtype	2002	2003	2004	2005	2006	2007	2008
Comprehensive	5324	5107	5033	4796	5133	5049	5351
Grammar	2602	2335	2328	2247	2172	2316	2317
Independent	4295	4206	4044	3846	3704	3669	3793
Sixth Form	1756	1732	1771	1718	1888	1937	2018
FE/Tertiary	1392	1349	1240	1146	1083	1005	1064
Other	306	299	240	308	256	209	275

GCE A Level FRENCH 2002–2008

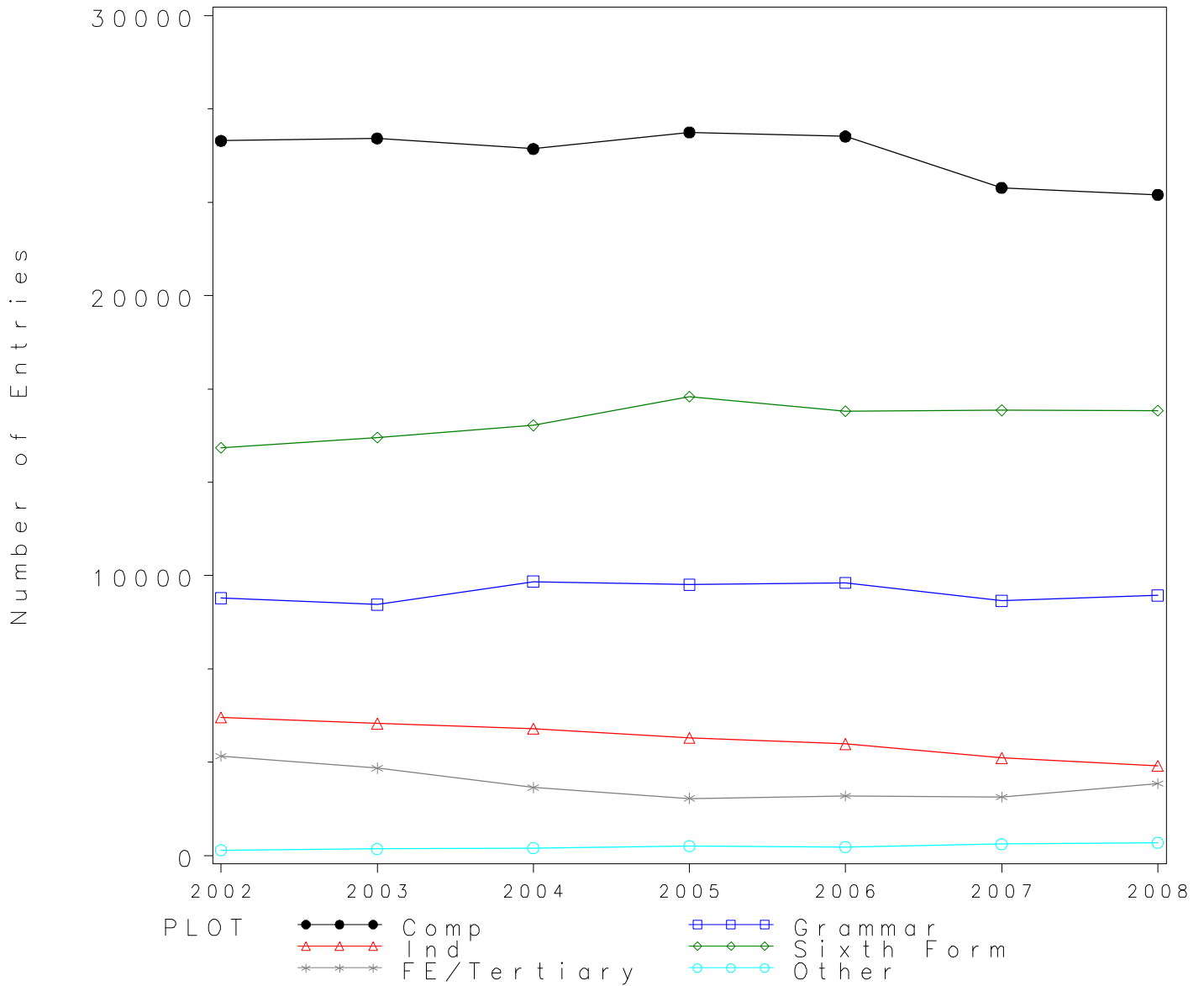
Cumulative % at Grade E by school type



Numbers of GCE A Level entries in GENERAL STUDIES by school type 2002- 2008

schtype	2002	2003	2004	2005	2006	2007	2008
Comprehensive	25530	25613	25240	25834	25684	23852	23601
Grammar	9194	8960	9785	9680	9742	9101	9291
Independent	4937	4718	4531	4207	3984	3487	3205
Sixth Form	14565	14930	15366	16396	15871	15904	15893
FE/Tertiary	3551	3118	2425	2039	2130	2094	2571
Other	194	235	267	338	303	406	455

GCE A Level GENERAL STUDIES Entries by school type 2002–2008



*GCE A Level GENERAL STUDIES Grade A by school type 2002- 2008
Cumulative Percentages*

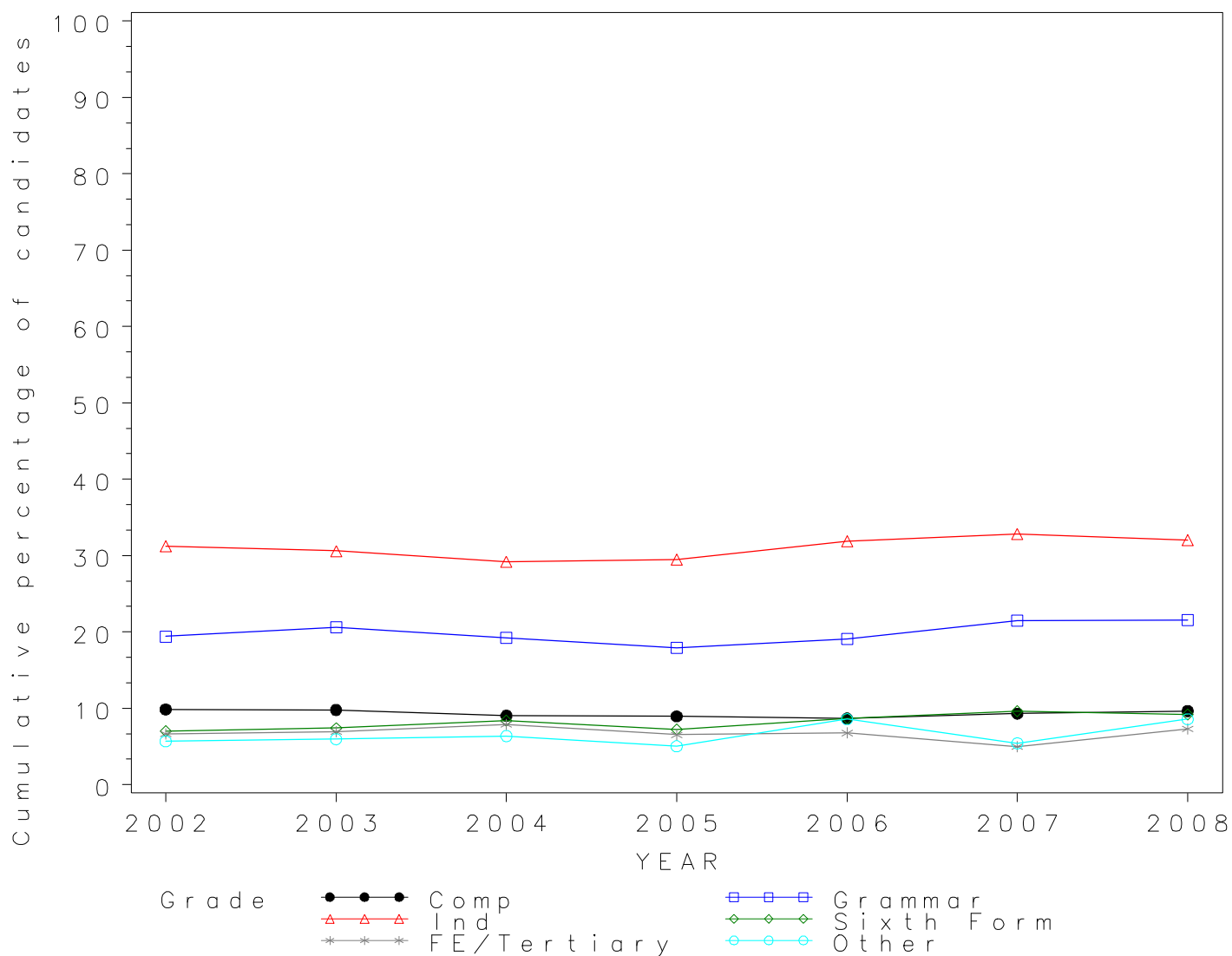
schtype	2002	2003	2004	2005	2006	2007	2008
Comprehensive	9.85	9.79	9.04	8.95	8.67	9.29	9.65
Grammar	19.40	20.58	19.24	17.92	19.07	21.49	21.53
Independent	31.20	30.60	29.20	29.50	31.90	32.80	32.00
Sixth Form	7.00	7.40	8.40	7.20	8.70	9.60	9.20
FE/Tertiary	6.65	6.93	7.88	6.52	6.76	4.97	7.31
Other	5.67	5.96	6.37	5.03	8.58	5.42	8.57

Cumulative Numbers

schtype	2002	2003	2004	2005	2006	2007	2008
Comprehensive	2515	2507	2281	2311	2226	2217	2277
Grammar	1784	1844	1883	1735	1858	1956	2000
Independent	1540	1444	1323	1241	1271	1144	1026
Sixth Form	1020	1105	1291	1181	1381	1527	1462
FE/Tertiary	236	216	191	133	144	104	188
Other	11	14	17	17	26	22	39

GCE A Level GENERAL STUDIES 2002–2008

Cumulative % at Grade A by school type



*GCE A Level GENERAL STUDIES Grade B by school type 2002- 2008
Cumulative Percentages*

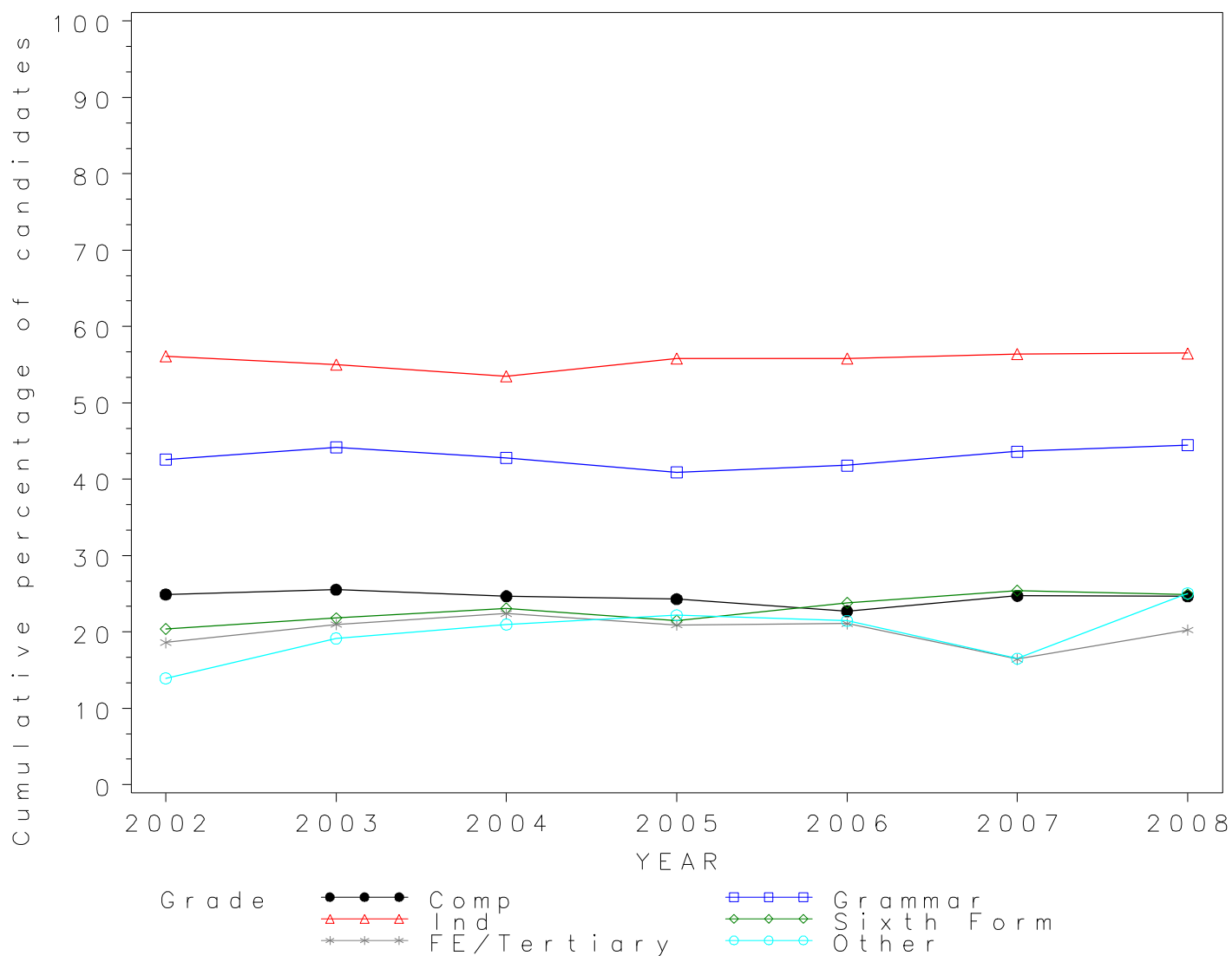
schtype	2002	2003	2004	2005	2006	2007	2008
Comprehensive	24.90	25.53	24.67	24.30	22.71	24.71	24.66
Grammar	42.59	44.19	42.78	40.92	41.81	43.62	44.48
Independent	56.10	55.00	53.50	55.80	55.80	56.40	56.50
Sixth Form	20.40	21.80	23.10	21.50	23.80	25.40	24.90
FE/Tertiary	18.61	20.97	22.39	20.89	21.08	16.43	20.23
Other	13.92	19.15	20.97	22.19	21.45	16.50	25.05

Cumulative Numbers

schtype	2002	2003	2004	2005	2006	2007	2008
Comprehensive	6358	6539	6226	6277	5833	5895	5821
Grammar	3916	3959	4186	3961	4073	3970	4133
Independent	2770	2595	2424	2348	2223	1967	1811
Sixth Form	2971	3255	3550	3525	3777	4040	3957
FE/Tertiary	661	654	543	426	449	344	520
Other	27	45	56	75	65	67	114

GCE A Level GENERAL STUDIES 2002–2008

Cumulative % at Grade B by school type



*GCE A Level GENERAL STUDIES Grade C by school type 2002- 2008
Cumulative Percentages*

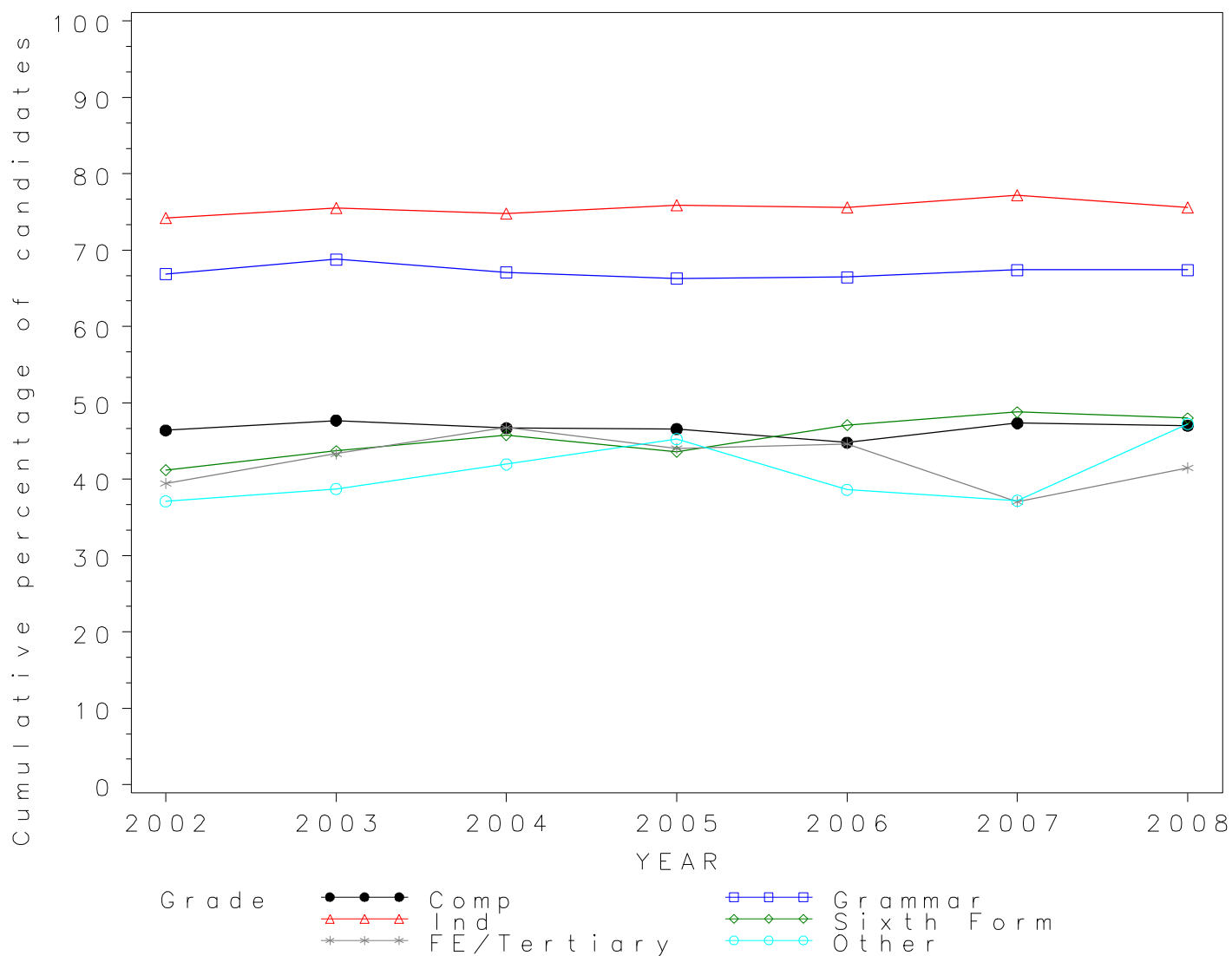
schtype	2002	2003	2004	2005	2006	2007	2008
Comprehensive	46.39	47.69	46.70	46.57	44.79	47.33	47.02
Grammar	66.87	68.79	67.07	66.26	66.48	67.42	67.42
Independent	74.20	75.50	74.80	75.90	75.60	77.20	75.60
Sixth Form	41.20	43.70	45.80	43.60	47.10	48.80	48.00
FE/Tertiary	39.45	43.33	46.76	44.04	44.60	37.06	41.50
Other	37.11	38.72	41.95	45.27	38.61	37.19	47.25

Cumulative Numbers

schtype	2002	2003	2004	2005	2006	2007	2008
Comprehensive	11844	12215	11786	12032	11505	11290	11097
Grammar	6148	6164	6563	6414	6476	6136	6264
Independent	3663	3562	3389	3193	3012	2692	2423
Sixth Form	6001	6524	7038	7149	7475	7761	7629
FE/Tertiary	1401	1351	1134	898	950	776	1067
Other	72	91	112	153	117	151	215

GCE A Level GENERAL STUDIES 2002–2008

Cumulative % at Grade C by school type



*GCE A Level GENERAL STUDIES Grade D by school type 2002- 2008
Cumulative Percentages*

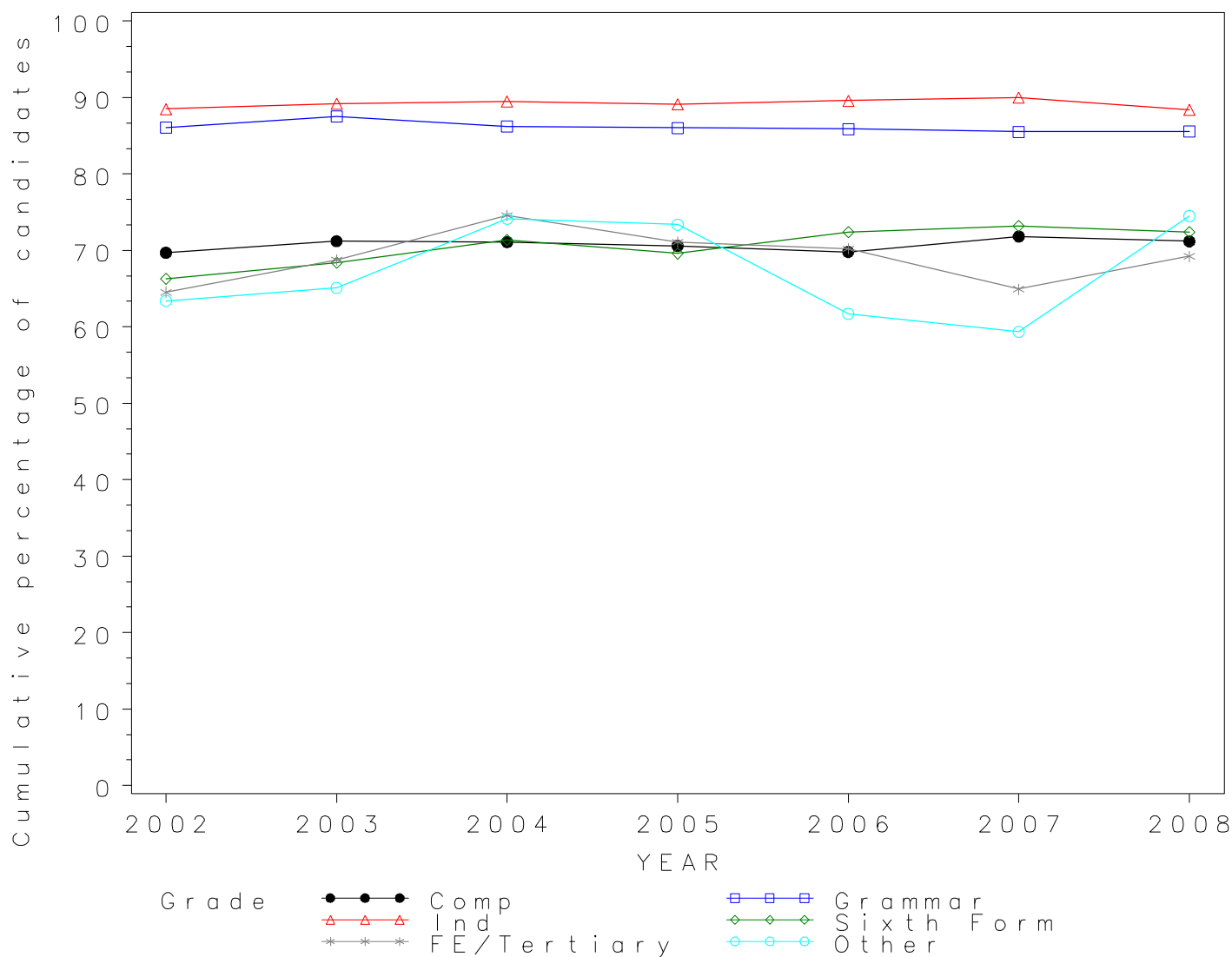
schtype	2002	2003	2004	2005	2006	2007	2008
Comprehensive	69.71	71.21	71.10	70.60	69.80	71.83	71.19
Grammar	86.06	87.50	86.19	86.03	85.89	85.53	85.58
Independent	88.50	89.20	89.50	89.10	89.60	90.00	88.40
Sixth Form	66.30	68.40	71.40	69.60	72.40	73.20	72.40
FE/Tertiary	64.52	68.76	74.60	71.11	70.23	64.95	69.23
Other	63.40	65.11	74.16	73.37	61.72	59.36	74.51

Cumulative Numbers

schtype	2002	2003	2004	2005	2006	2007	2008
Comprehensive	17796	18239	17945	18239	17928	17132	16801
Grammar	7912	7840	8434	8328	8367	7784	7951
Independent	4369	4208	4055	3748	3570	3138	2833
Sixth Form	9657	10212	10971	11412	11491	11642	11507
FE/Tertiary	2291	2144	1809	1450	1496	1360	1780
Other	123	153	198	248	187	241	339

GCE A Level GENERAL STUDIES 2002–2008

Cumulative % at Grade D by school type



*GCE A Level GENERAL STUDIES Grade E by school type 2002-2008
Cumulative Percentages*

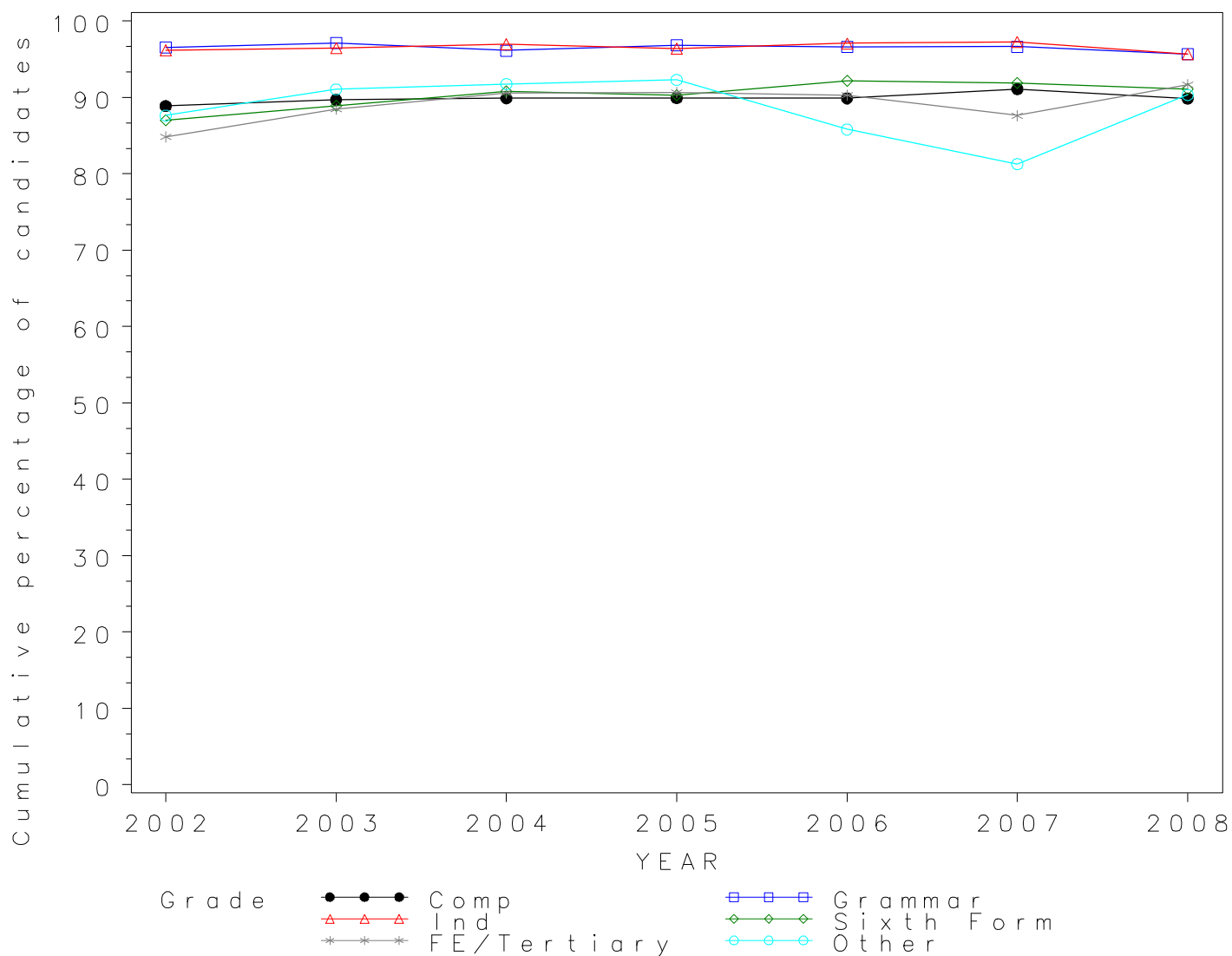
schtype	2002	2003	2004	2005	2006	2007	2008
Comprehensive	88.89	89.71	89.89	89.93	89.88	91.10	89.87
Grammar	96.54	97.15	96.15	96.85	96.64	96.65	95.68
Independent	96.20	96.50	97.00	96.40	97.10	97.30	95.70
Sixth Form	87.00	88.90	90.80	90.30	92.20	91.90	91.10
FE/Tertiary	84.85	88.45	90.60	90.63	90.28	87.63	91.68
Other	87.63	91.06	91.76	92.31	85.81	81.28	90.33

Cumulative Numbers

schtype	2002	2003	2004	2005	2006	2007	2008
Comprehensive	22693	22977	22688	23233	23086	21729	21210
Grammar	8876	8705	9408	9375	9415	8796	8890
Independent	4749	4553	4395	4056	3868	3393	3067
Sixth Form	12672	13273	13952	14806	14633	14616	14479
FE/Tertiary	3013	2758	2197	1848	1923	1835	2357
Other	170	214	245	312	260	330	411

GCE A Level GENERAL STUDIES 2002–2008

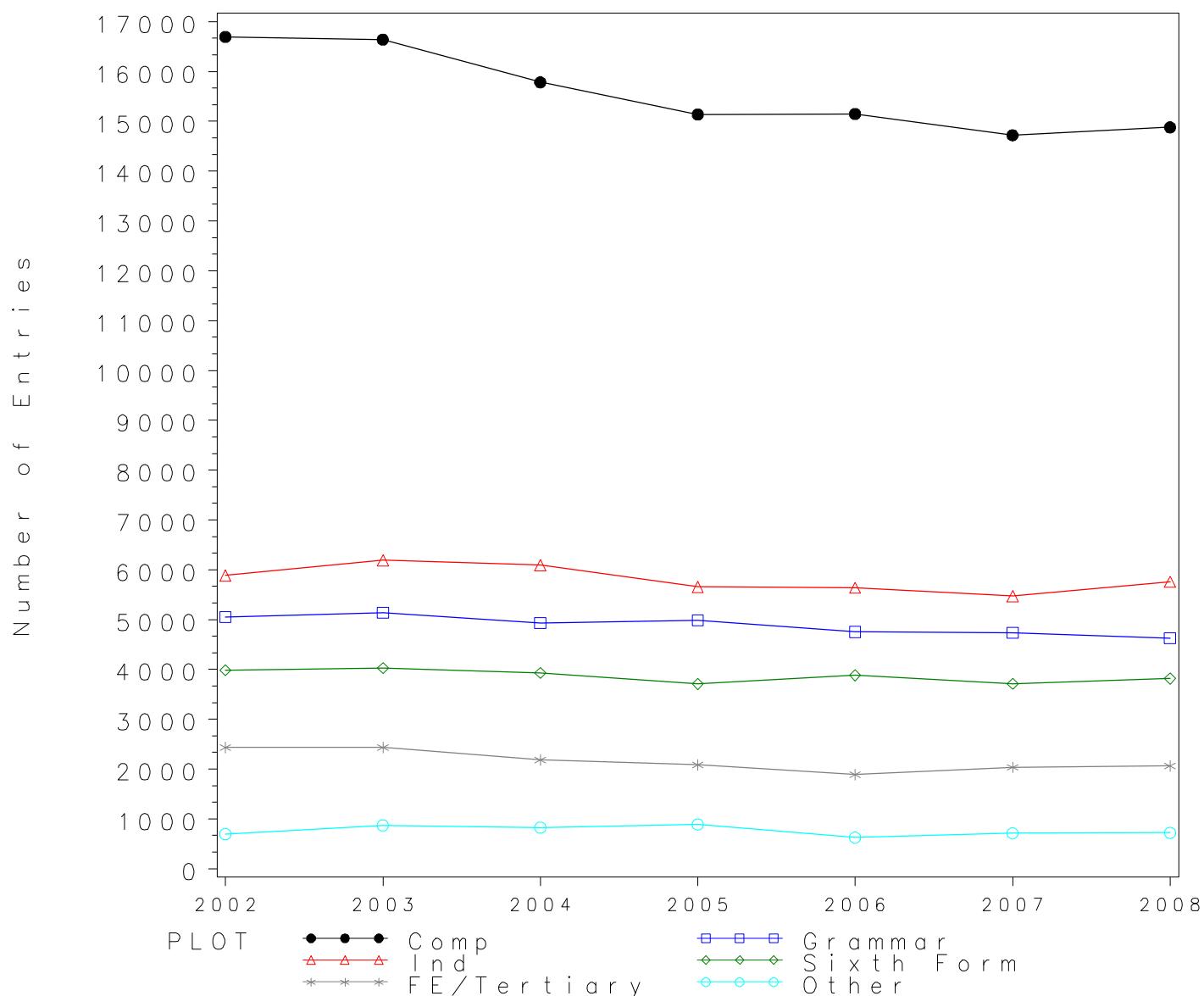
Cumulative % at Grade E by school type



Numbers of GCE A Level entries in GEOGRAPHY by school type 2002- 2008

schtype	2002	2003	2004	2005	2006	2007	2008
Comprehensive	16695	16642	15786	15137	15149	14721	14882
Grammar	5051	5138	4931	4988	4756	4738	4627
Independent	5885	6193	6095	5660	5640	5473	5760
Sixth Form	3985	4029	3932	3707	3880	3713	3814
FE/Tertiary	2435	2435	2180	2082	1890	2037	2062
Other	696	871	827	888	625	712	720

GCE A Level GEOGRAPHY Entries by school type 2002–2008



*GCE A Level GEOGRAPHY Grade A by school type 2002- 2008
Cumulative Percentages*

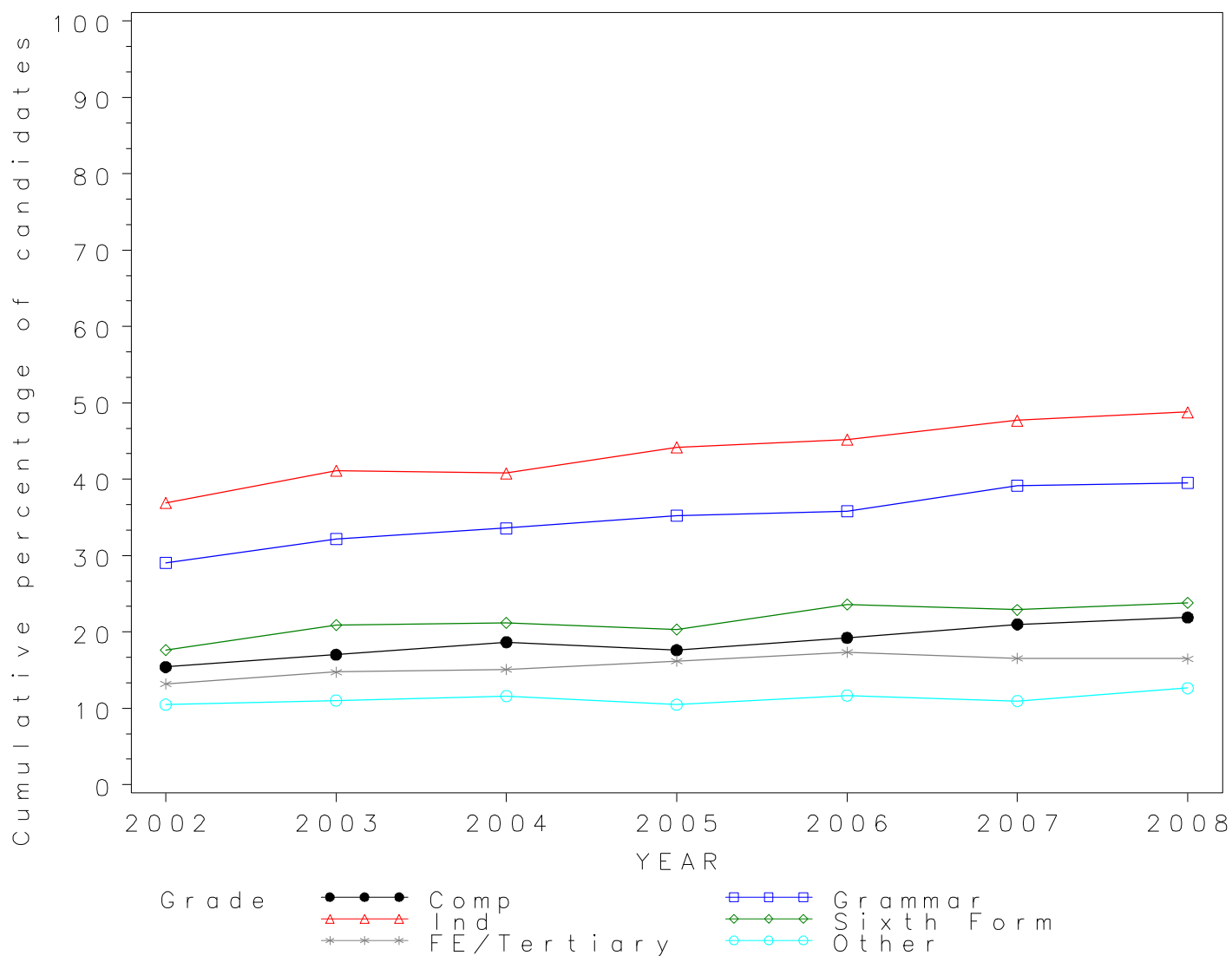
schtype	2002	2003	2004	2005	2006	2007	2008
Comprehensive	15.40	17.02	18.66	17.62	19.23	21.00	21.89
Grammar	29.04	32.17	33.58	35.24	35.83	39.13	39.51
Independent	36.90	41.10	40.80	44.20	45.20	47.70	48.80
Sixth Form	17.60	20.90	21.20	20.30	23.60	22.90	23.80
FE/Tertiary	13.18	14.74	15.09	16.19	17.35	16.54	16.49
Other	10.49	11.02	11.61	10.47	11.68	10.96	12.64

Cumulative Numbers

schtype	2002	2003	2004	2005	2006	2007	2008
Comprehensive	2571	2833	2946	2667	2913	3091	3258
Grammar	1467	1653	1656	1758	1704	1854	1828
Independent	2172	2545	2487	2502	2549	2611	2811
Sixth Form	701	842	834	753	916	850	908
FE/Tertiary	321	359	329	337	328	337	340
Other	73	96	96	93	73	78	91

GCE A Level GEOGRAPHY 2002–2008

Cumulative % at Grade A by school type



*GCE A Level GEOGRAPHY Grade B by school type 2002- 2008
Cumulative Percentages*

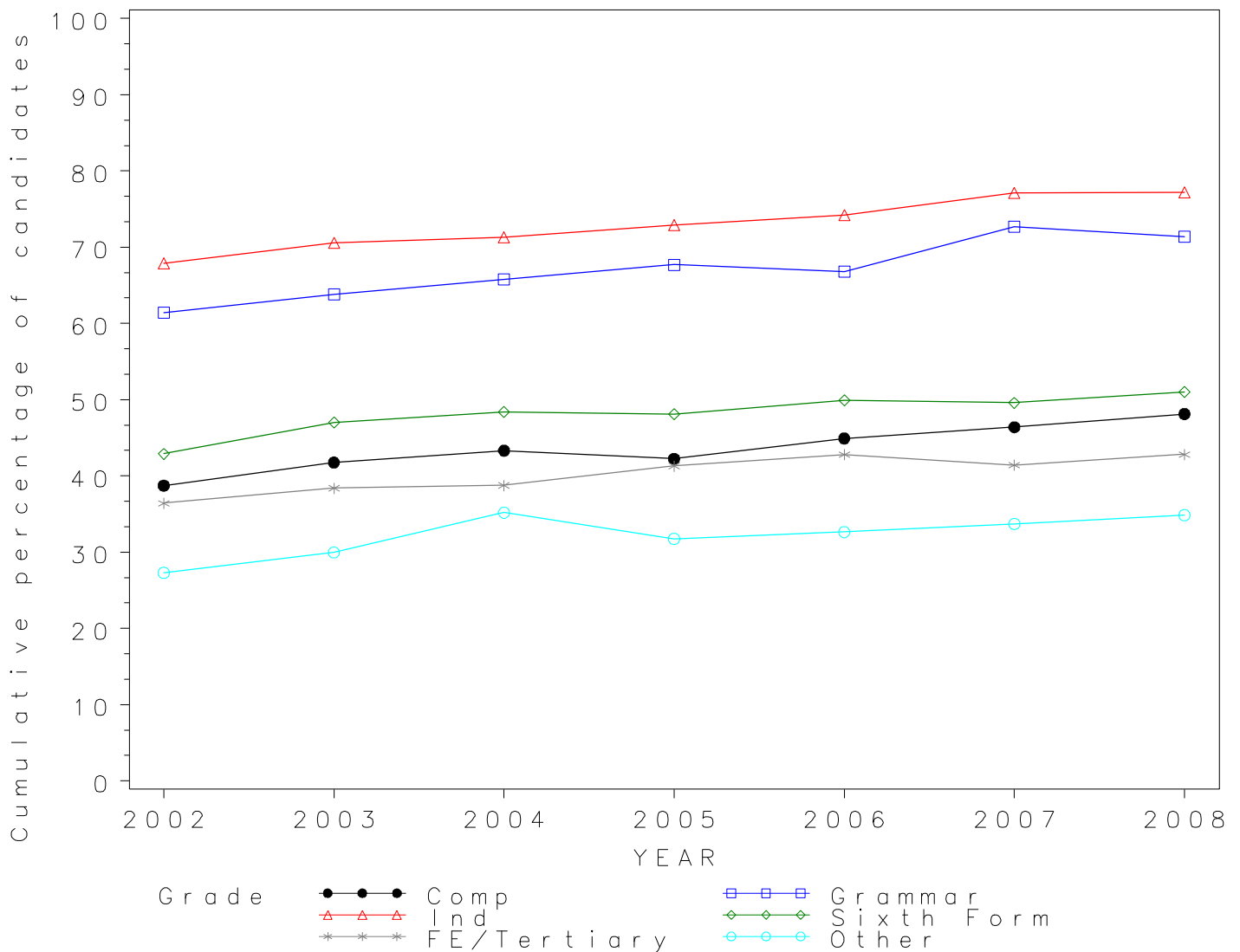
schtype	2002	2003	2004	2005	2006	2007	2008
Comprehensive	38.73	41.77	43.32	42.25	44.92	46.40	48.13
Grammar	61.39	63.82	65.79	67.70	66.82	72.67	71.36
Independent	67.90	70.60	71.30	72.90	74.20	77.10	77.20
Sixth Form	42.90	47.00	48.40	48.10	49.90	49.60	51.00
FE/Tertiary	36.43	38.40	38.76	41.31	42.80	41.43	42.82
Other	27.30	29.97	35.19	31.76	32.64	33.71	34.86

Cumulative Numbers

schtype	2002	2003	2004	2005	2006	2007	2008
Comprehensive	6466	6951	6839	6396	6805	6830	7162
Grammar	3101	3279	3244	3377	3178	3443	3302
Independent	3996	4372	4346	4126	4185	4220	4447
Sixth Form	1710	1894	1903	1783	1936	1842	1945
FE/Tertiary	887	935	845	860	809	844	883
Other	190	261	291	282	204	240	251

GCE A Level GEOGRAPHY 2002–2008

Cumulative % at Grade B by school type



*GCE A Level GEOGRAPHY Grade C by school type 2002- 2008
Cumulative Percentages*

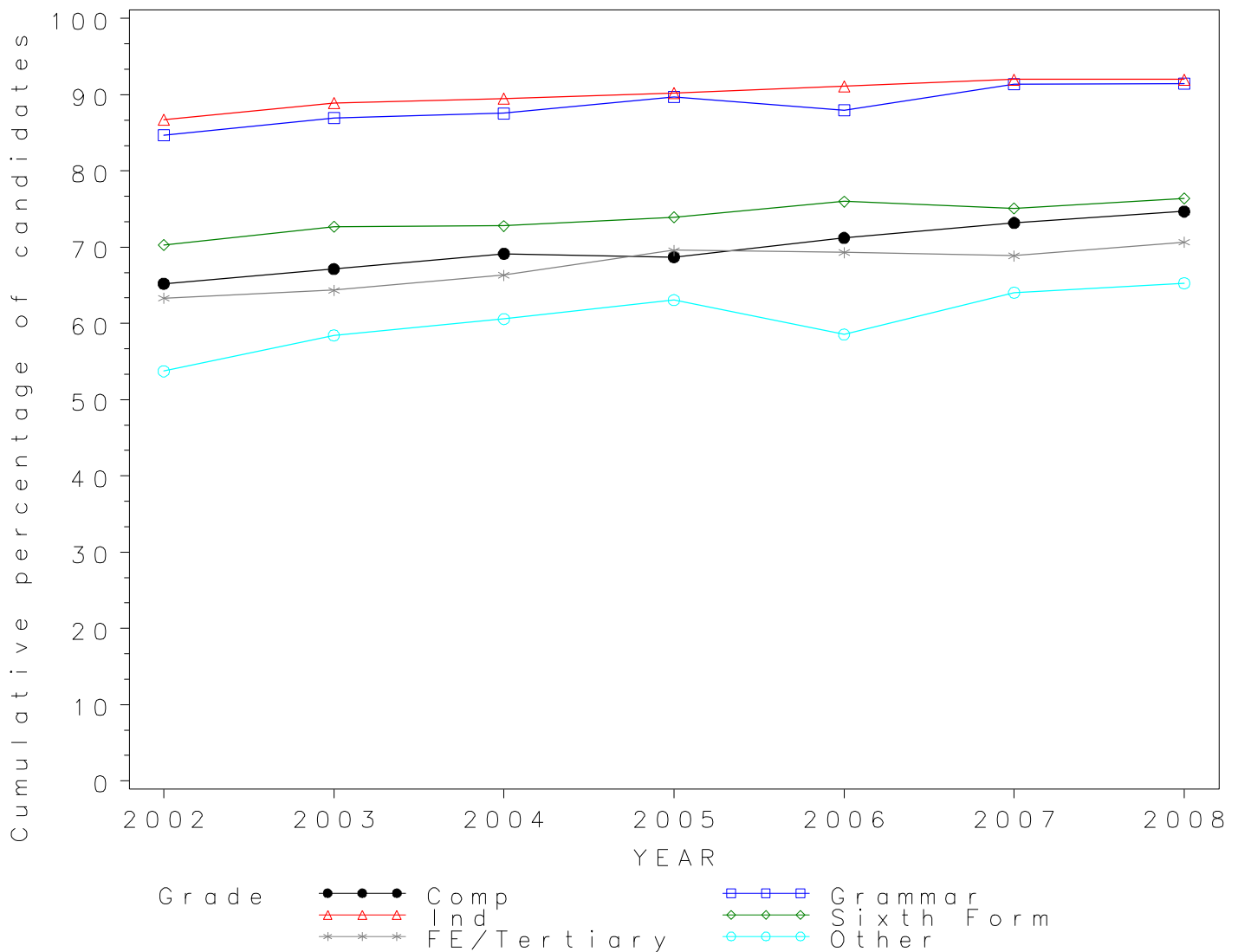
schtype	2002	2003	2004	2005	2006	2007	2008
Comprehensive	65.22	67.14	69.14	68.71	71.22	73.19	74.68
Grammar	84.68	86.94	87.57	89.72	87.95	91.37	91.46
Independent	86.70	88.90	89.50	90.20	91.10	92.00	92.00
Sixth Form	70.30	72.70	72.80	73.90	76.00	75.10	76.40
FE/Tertiary	63.33	64.35	66.33	69.60	69.31	68.88	70.66
Other	53.74	58.44	60.58	63.06	58.56	64.04	65.28

Cumulative Numbers

schtype	2002	2003	2004	2005	2006	2007	2008
Comprehensive	10888	11173	10915	10400	10789	10774	11114
Grammar	4277	4467	4318	4475	4183	4329	4232
Independent	5102	5506	5455	5105	5138	5035	5299
Sixth Form	2801	2929	2862	2739	2949	2788	2914
FE/Tertiary	1542	1567	1446	1449	1310	1403	1457
Other	374	509	501	560	366	456	470

GCE A Level GEOGRAPHY 2002–2008

Cumulative % at Grade C by school type



*GCE A Level GEOGRAPHY Grade D by school type 2002- 2008
Cumulative Percentages*

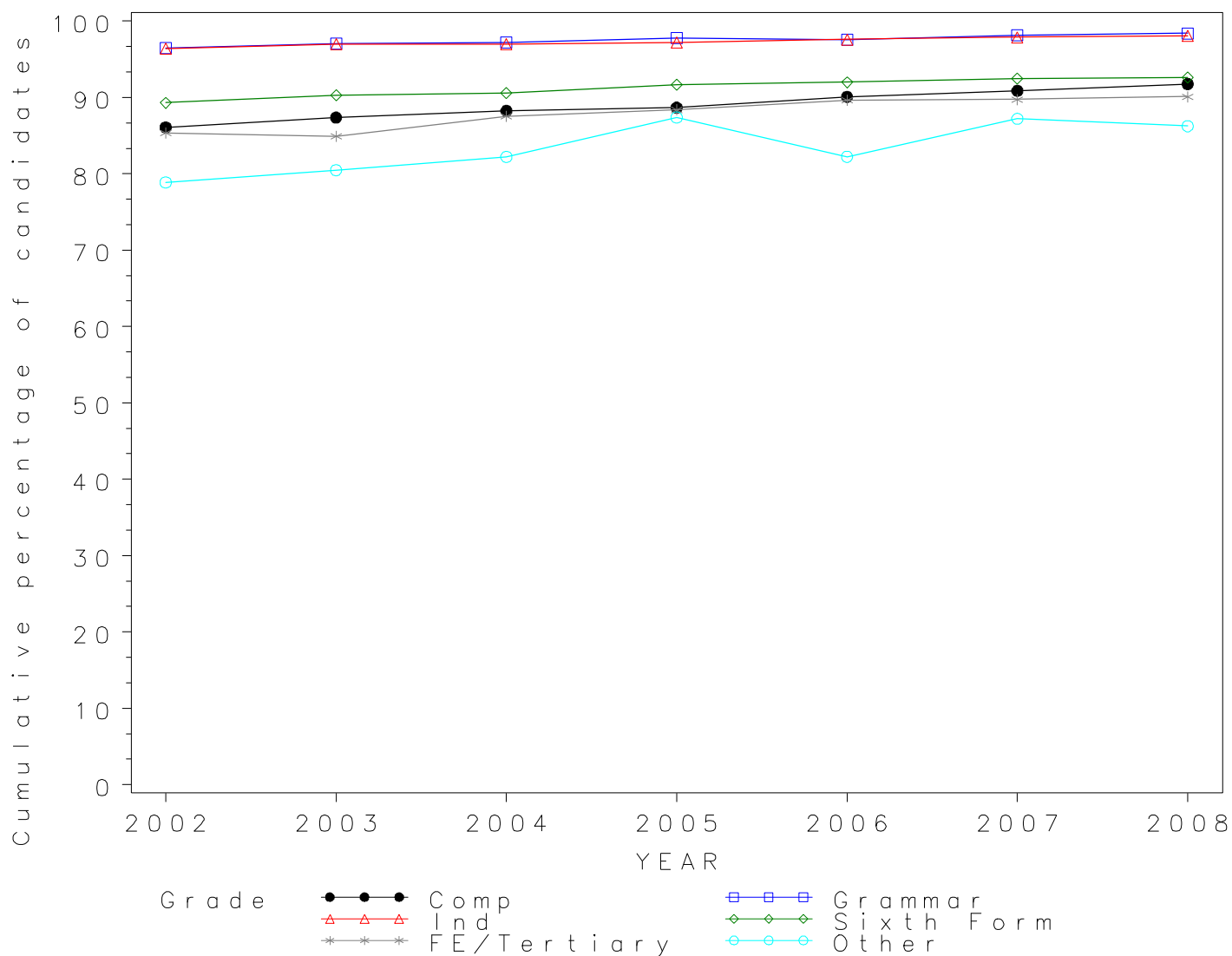
schtype	2002	2003	2004	2005	2006	2007	2008
Comprehensive	86.09	87.38	88.26	88.68	90.09	90.88	91.76
Grammar	96.46	97.08	97.18	97.79	97.54	98.16	98.40
Independent	96.40	97.00	97.00	97.20	97.60	97.90	98.10
Sixth Form	89.30	90.30	90.60	91.70	92.00	92.50	92.60
FE/Tertiary	85.34	84.93	87.52	88.38	89.63	89.74	90.11
Other	78.88	80.48	82.22	87.39	82.24	87.22	86.25

Cumulative Numbers

schtype	2002	2003	2004	2005	2006	2007	2008
Comprehensive	14372	14541	13932	13424	13647	13378	13656
Grammar	4872	4988	4792	4878	4639	4651	4553
Independent	5673	6007	5912	5502	5505	5358	5651
Sixth Form	3559	3638	3562	3399	3570	3435	3532
FE/Tertiary	2078	2068	1908	1840	1694	1828	1858
Other	549	701	680	776	514	621	621

GCE A Level GEOGRAPHY 2002–2008

Cumulative % at Grade D by school type



*GCE A Level GEOGRAPHY Grade E by school type 2002- 2008
Cumulative Percentages*

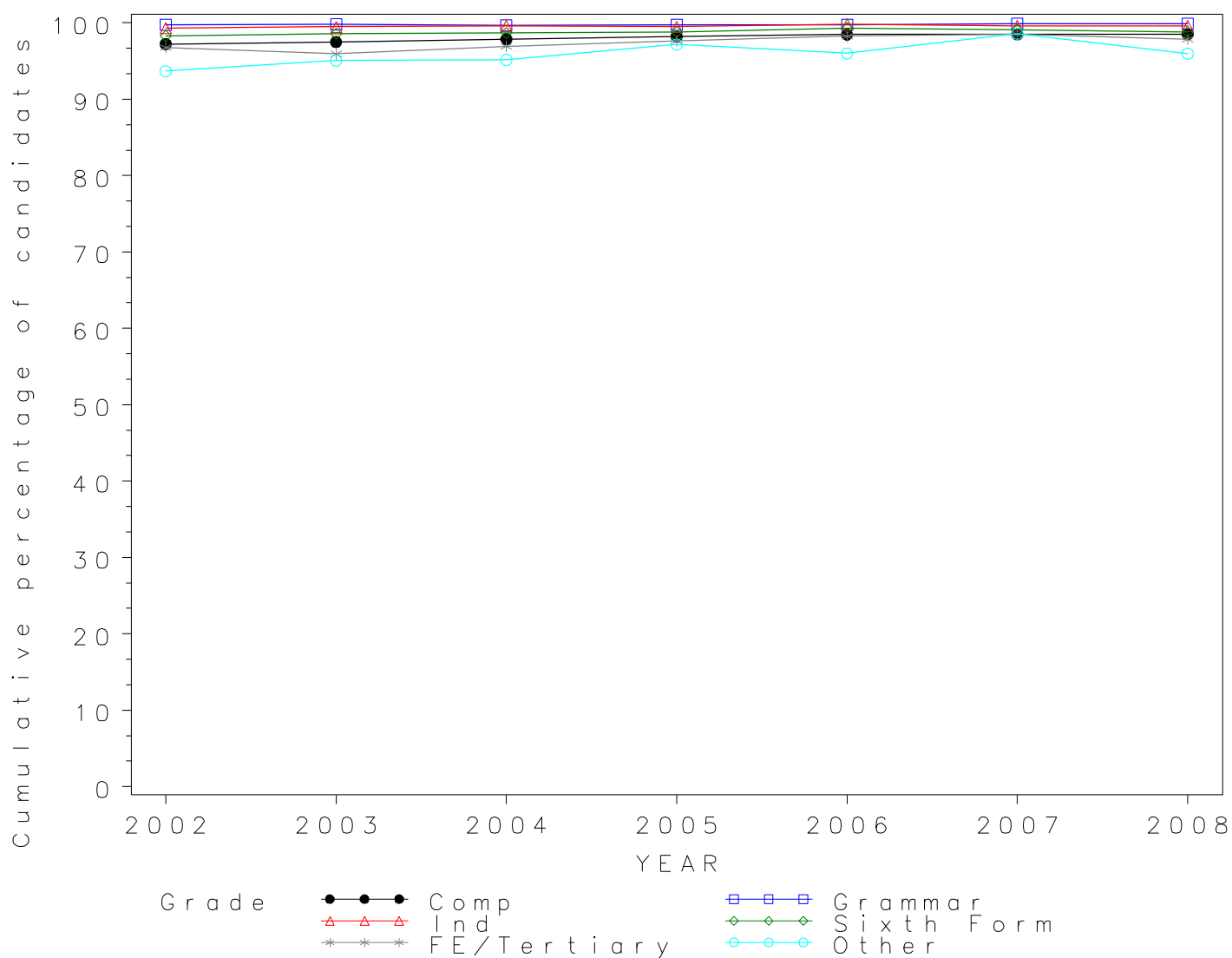
schtype	2002	2003	2004	2005	2006	2007	2008
Comprehensive	97.22	97.49	97.87	98.20	98.47	98.49	98.52
Grammar	99.74	99.82	99.68	99.74	99.77	99.87	99.87
Independent	99.30	99.50	99.60	99.50	99.80	99.60	99.60
Sixth Form	98.30	98.60	98.70	98.80	99.30	99.10	98.80
FE/Tertiary	96.76	95.93	96.93	97.65	98.25	98.48	97.87
Other	93.68	95.06	95.16	97.18	96.00	98.60	95.97

Cumulative Numbers

schtype	2002	2003	2004	2005	2006	2007	2008
Comprehensive	16231	16225	15450	14865	14917	14499	14662
Grammar	5038	5129	4915	4975	4745	4732	4621
Independent	5844	6162	6071	5632	5629	5451	5737
Sixth Form	3917	3973	3881	3663	3853	3680	3768
FE/Tertiary	2356	2336	2113	2033	1857	2006	2018
Other	652	828	787	863	600	702	691

GCE A Level GEOGRAPHY 2002–2008

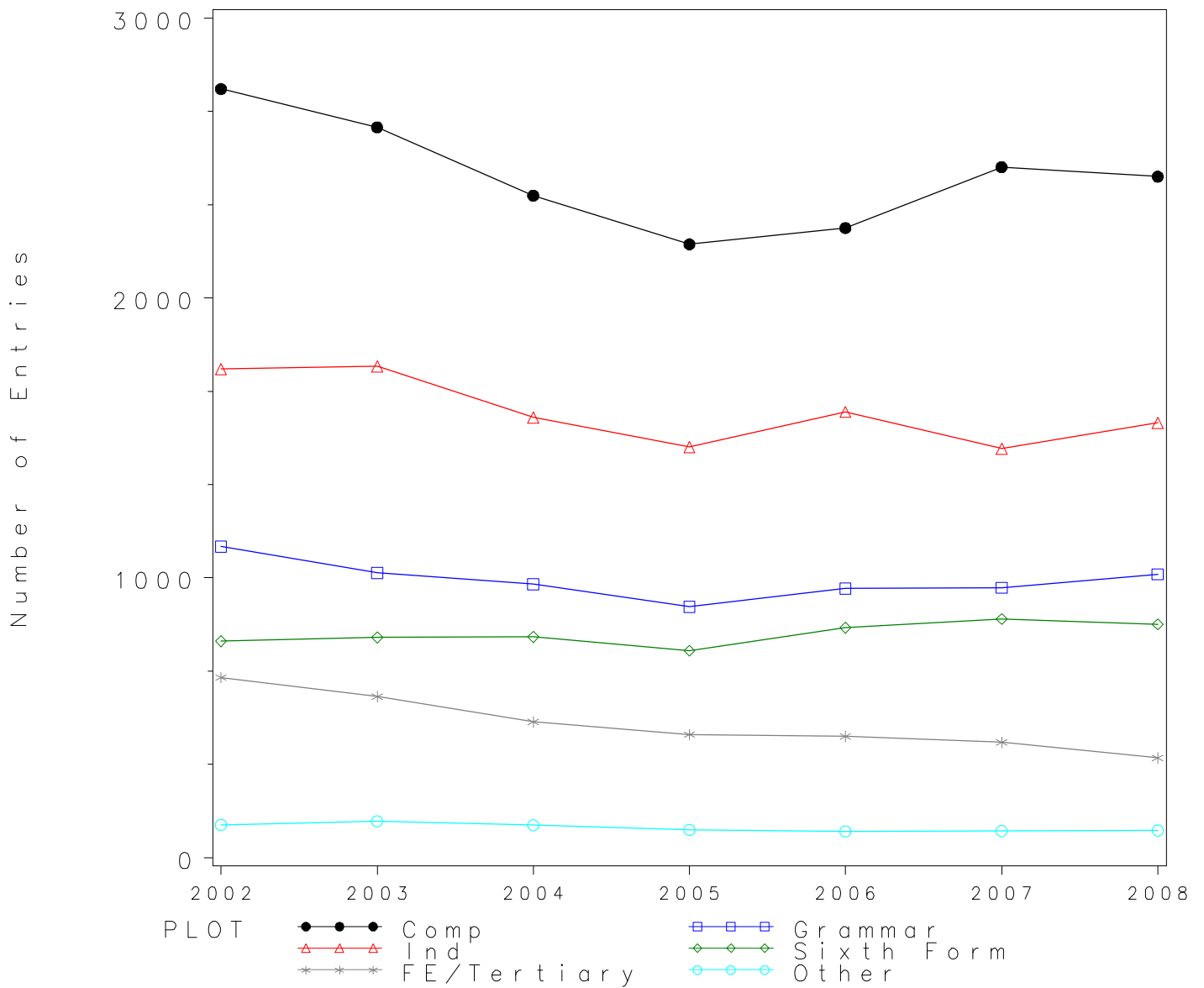
Cumulative % at Grade E by school type



Numbers of GCE A Level entries in GERMAN by school type 2002- 2008

schtype	2002	2003	2004	2005	2006	2007	2008
Comprehensive	2747	2610	2366	2192	2250	2468	2434
Grammar	1112	1018	977	896	962	965	1013
Independent	1746	1756	1573	1467	1593	1462	1554
Sixth Form	773	787	789	740	821	853	834
FE/Tertiary	644	575	485	440	433	412	356
Other	117	130	116	99	94	95	97

GCE A Level GERMAN Entries by school type 2002–2008



*GCE A Level GERMAN Grade A by school type 2002- 2008
Cumulative Percentages*

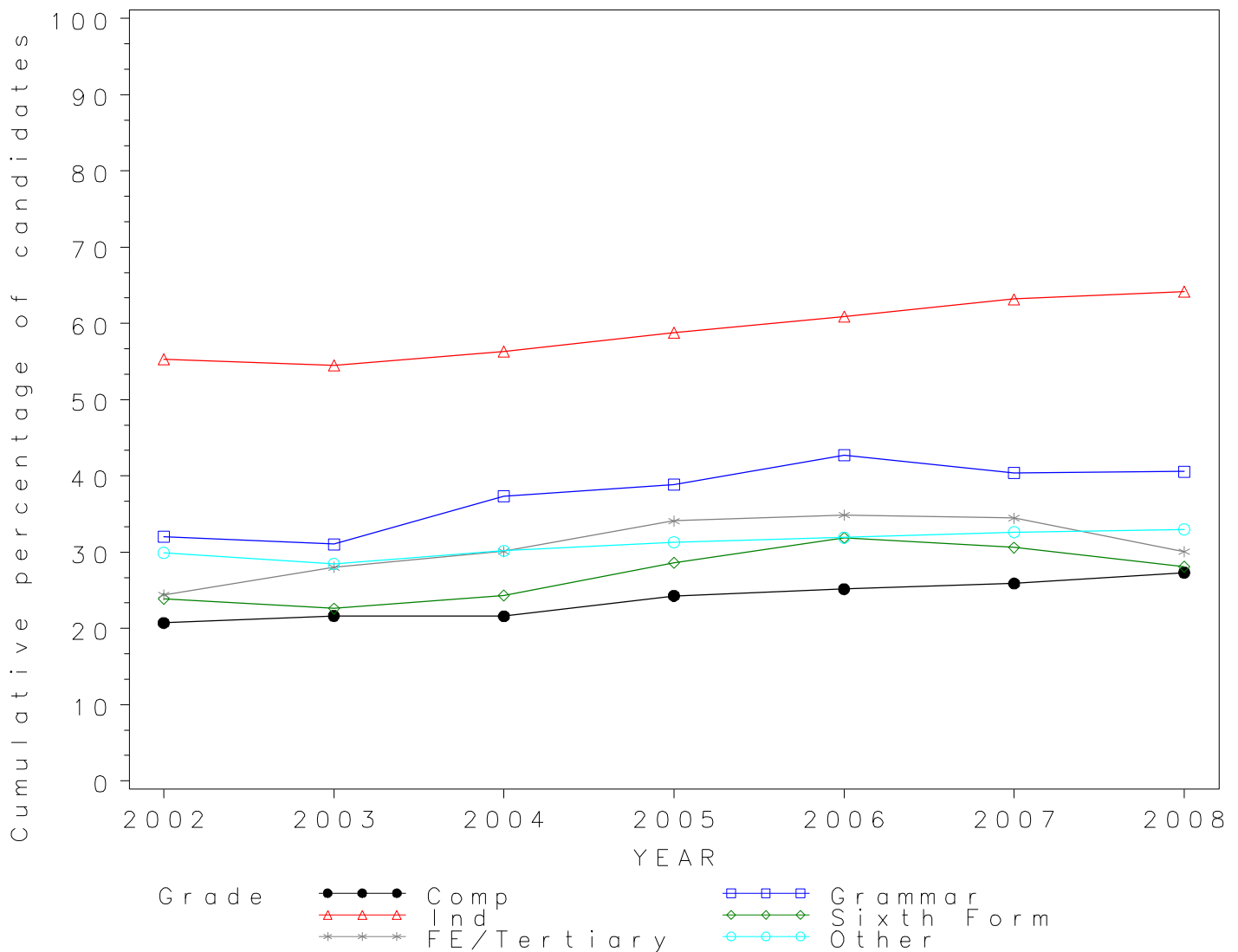
schtype	2002	2003	2004	2005	2006	2007	2008
Comprehensive	20.71	21.65	21.60	24.27	25.16	25.89	27.32
Grammar	32.01	31.04	37.36	38.84	42.72	40.41	40.57
Independent	55.30	54.50	56.30	58.80	60.90	63.20	64.20
Sixth Form	23.90	22.60	24.30	28.60	31.90	30.60	28.10
FE/Tertiary	24.38	28.00	30.10	34.09	34.87	34.47	30.06
Other	29.91	28.46	30.17	31.31	31.91	32.63	32.99

Cumulative Numbers

schtype	2002	2003	2004	2005	2006	2007	2008
Comprehensive	569	565	511	532	566	639	665
Grammar	356	316	365	348	411	390	411
Independent	966	957	886	863	970	924	998
Sixth Form	185	178	192	212	262	261	234
FE/Tertiary	157	161	146	150	151	142	107
Other	35	37	35	31	30	31	32

GCE A Level GERMAN 2002–2008

Cumulative % at Grade A by school type



*GCE A Level GERMAN Grade B by school type 2002-2008
Cumulative Percentages*

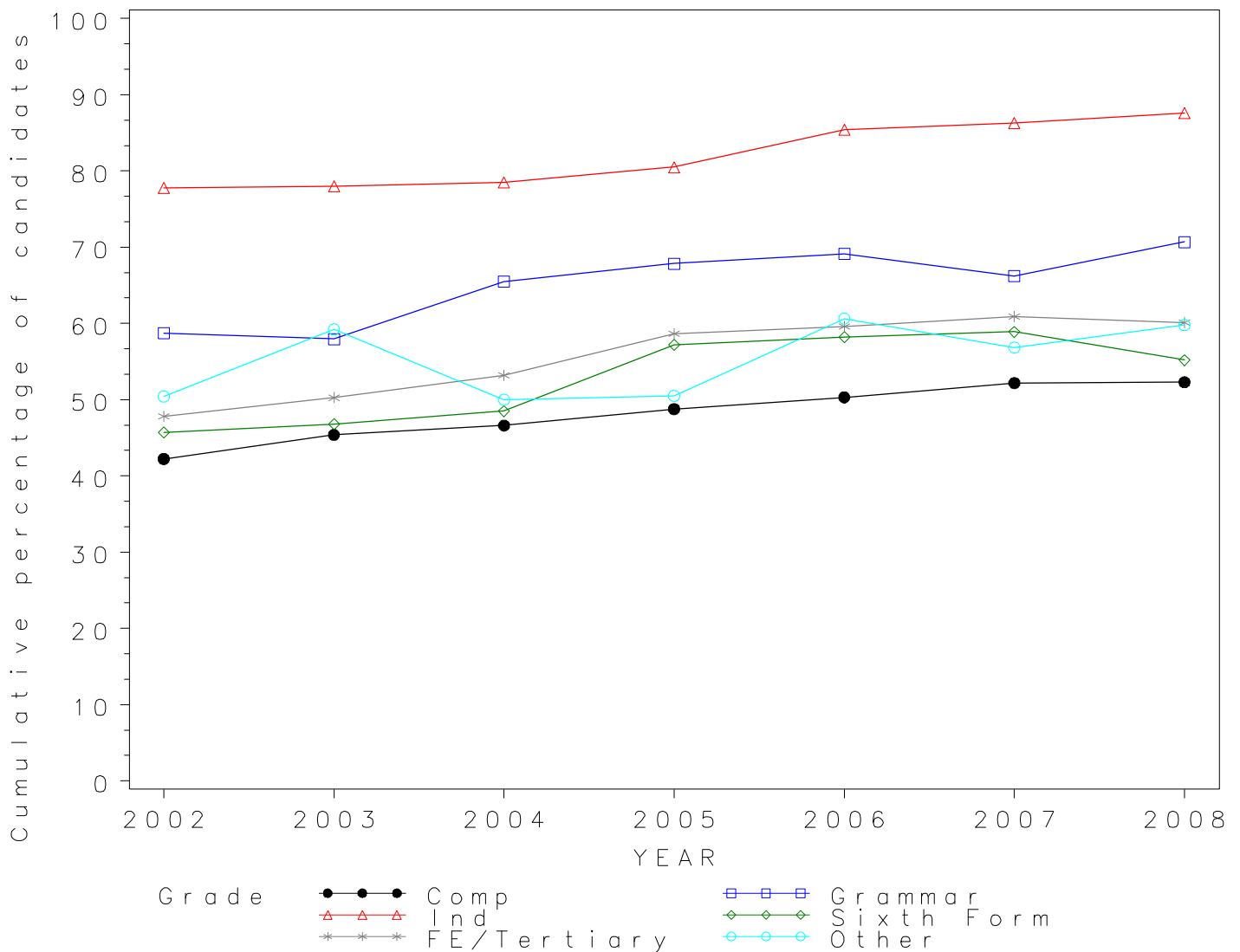
schtype	2002	2003	2004	2005	2006	2007	2008
Comprehensive	42.23	45.40	46.62	48.77	50.31	52.19	52.30
Grammar	58.72	57.96	65.51	67.86	69.13	66.22	70.68
Independent	77.80	78.00	78.50	80.50	85.40	86.30	87.60
Sixth Form	45.70	46.80	48.50	57.20	58.20	58.90	55.20
FE/Tertiary	47.83	50.26	53.20	58.64	59.58	60.92	60.11
Other	50.43	59.23	50.00	50.51	60.64	56.84	59.79

Cumulative Numbers

schtype	2002	2003	2004	2005	2006	2007	2008
Comprehensive	1160	1185	1103	1069	1132	1288	1273
Grammar	653	590	640	608	665	639	716
Independent	1358	1370	1235	1181	1360	1262	1361
Sixth Form	353	368	383	423	478	502	460
FE/Tertiary	308	289	258	258	258	251	214
Other	59	77	58	50	57	54	58

GCE A Level GERMAN 2002–2008

Cumulative % at Grade B by school type



*GCE A Level GERMAN Grade C by school type 2002-2008
Cumulative Percentages*

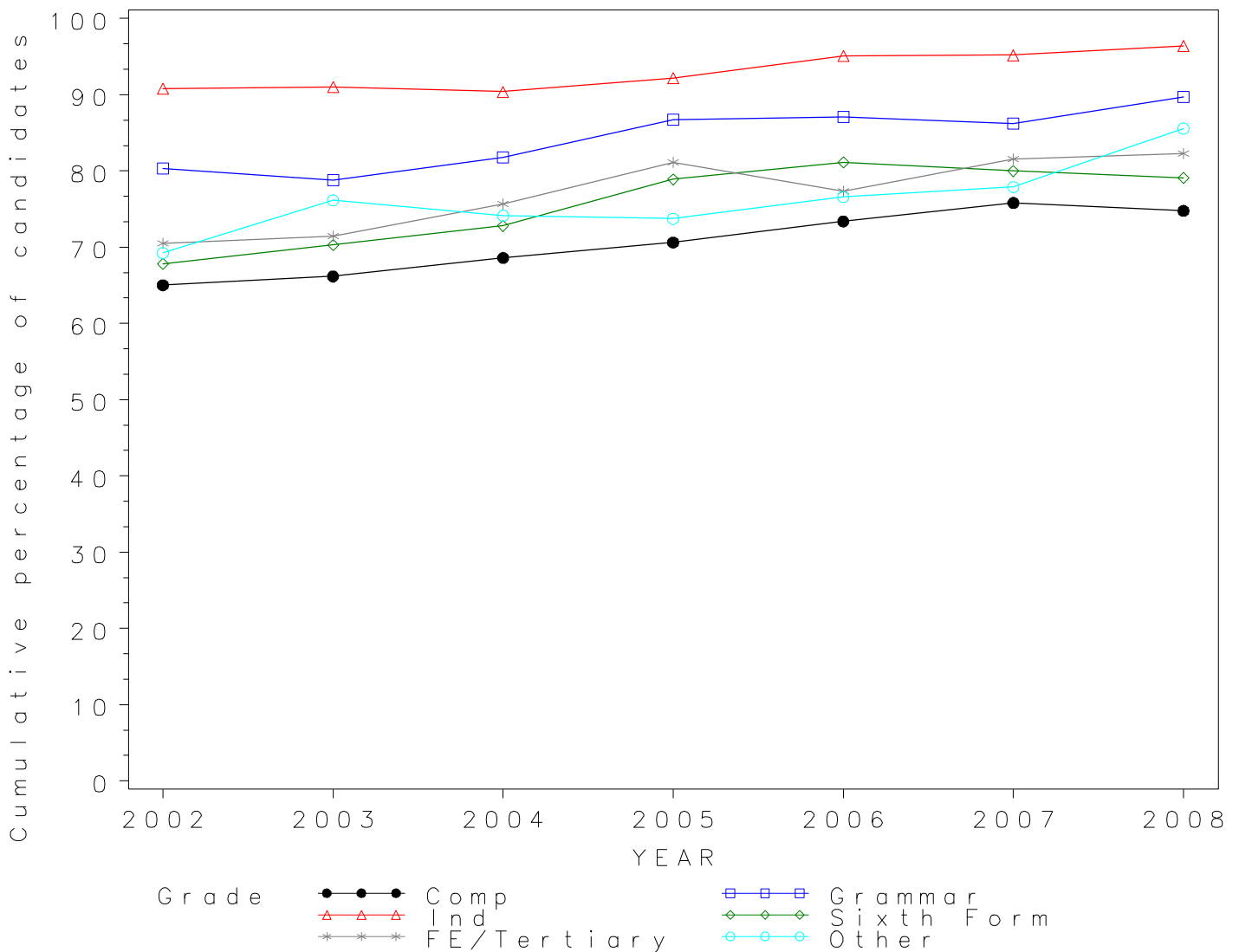
schtype	2002	2003	2004	2005	2006	2007	2008
Comprehensive	65.02	66.17	68.60	70.62	73.38	75.81	74.77
Grammar	80.31	78.78	81.78	86.72	87.11	86.22	89.73
Independent	90.80	91.00	90.40	92.20	95.10	95.20	96.40
Sixth Form	67.80	70.30	72.80	78.90	81.10	80.00	79.10
FE/Tertiary	70.50	71.48	75.67	81.14	77.37	81.55	82.30
Other	69.23	76.15	74.14	73.74	76.60	77.89	85.57

Cumulative Numbers

schtype	2002	2003	2004	2005	2006	2007	2008
Comprehensive	1786	1727	1623	1548	1651	1871	1820
Grammar	893	802	799	777	838	832	909
Independent	1585	1598	1422	1353	1515	1392	1498
Sixth Form	524	553	574	584	666	682	660
FE/Tertiary	454	411	367	357	335	336	293
Other	81	99	86	73	72	74	83

GCE A Level GERMAN 2002–2008

Cumulative % at Grade C by school type



*GCE A Level GERMAN Grade D by school type 2002-2008
Cumulative Percentages*

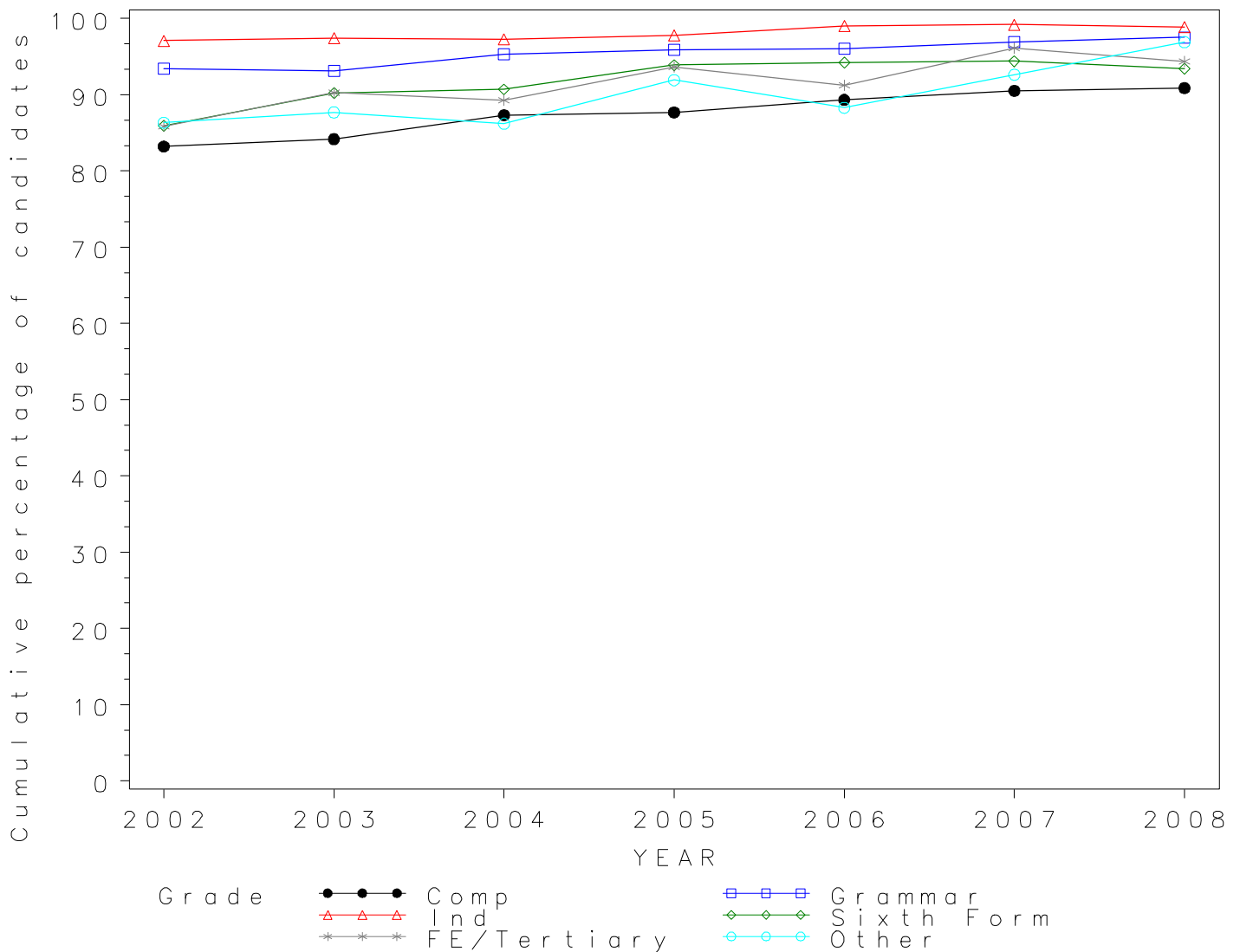
schtype	2002	2003	2004	2005	2006	2007	2008
Comprehensive	83.22	84.18	87.32	87.68	89.33	90.52	90.88
Grammar	93.44	93.12	95.29	95.87	96.05	96.89	97.53
Independent	97.10	97.40	97.30	97.80	99.00	99.20	98.90
Sixth Form	85.90	90.20	90.70	93.90	94.20	94.40	93.40
FE/Tertiary	85.87	90.26	89.28	93.64	91.22	96.12	94.38
Other	86.32	87.69	86.21	91.92	88.30	92.63	96.91

Cumulative Numbers

schtype	2002	2003	2004	2005	2006	2007	2008
Comprehensive	2286	2197	2066	1922	2010	2234	2212
Grammar	1039	948	931	859	924	935	988
Independent	1695	1710	1531	1435	1577	1450	1537
Sixth Form	664	710	716	695	773	805	779
FE/Tertiary	553	519	433	412	395	396	336
Other	101	114	100	91	83	88	94

GCE A Level GERMAN 2002–2008

Cumulative % at Grade D by school type



*GCE A Level GERMAN Grade E by school type 2002- 2008
Cumulative Percentages*

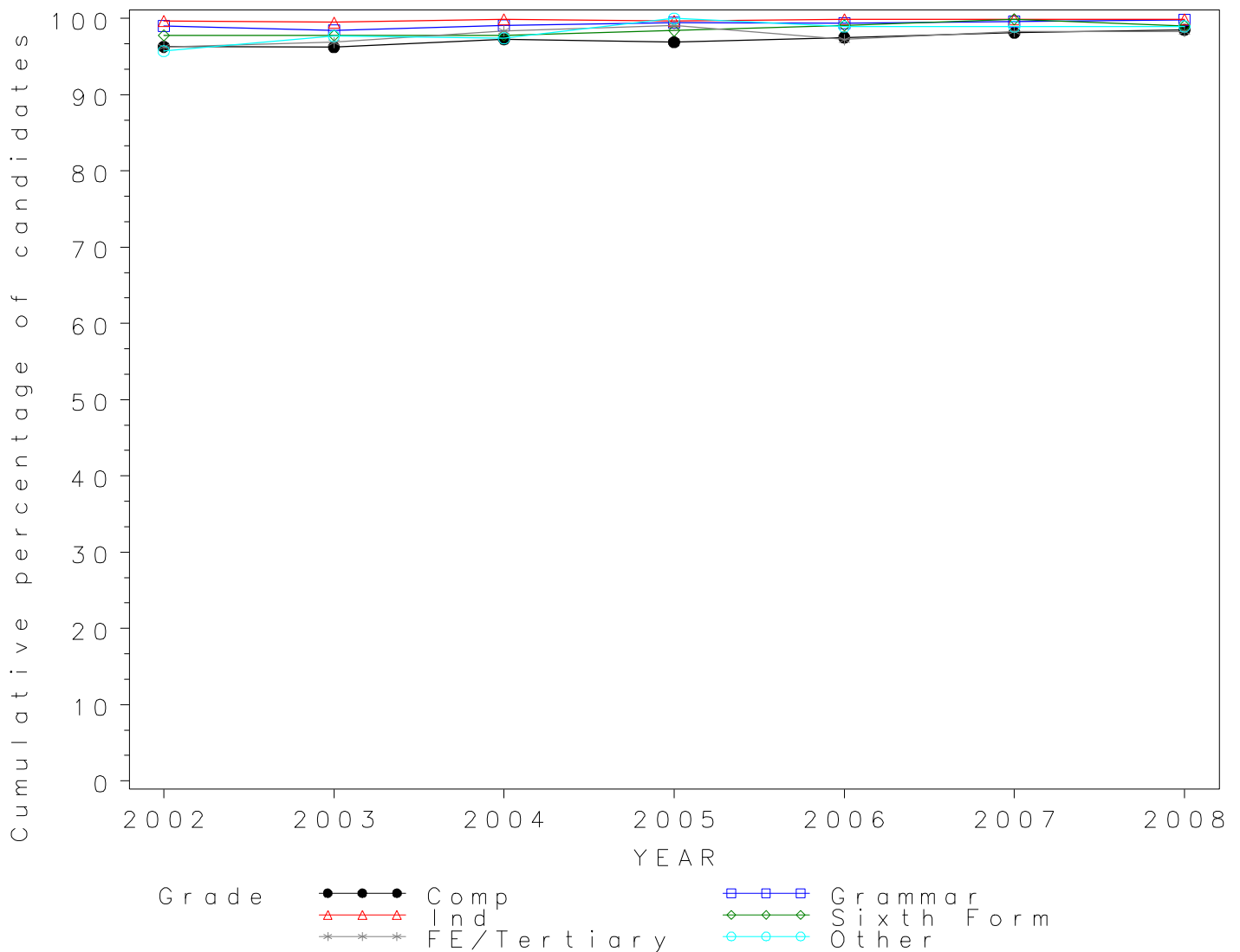
schtype	2002	2003	2004	2005	2006	2007	2008
Comprehensive	96.29	96.25	97.30	96.90	97.51	98.14	98.52
Grammar	99.01	98.43	99.08	99.44	99.38	99.59	99.80
Independent	99.70	99.50	99.90	99.70	99.90	99.90	99.90
Sixth Form	97.80	97.80	97.80	98.40	99.10	99.90	99.00
FE/Tertiary	96.27	96.87	98.35	99.09	97.23	98.30	98.31
Other	95.73	97.69	97.41	100.00	98.94	98.95	98.97

Cumulative Numbers

schtype	2002	2003	2004	2005	2006	2007	2008
Comprehensive	2645	2512	2302	2124	2194	2422	2398
Grammar	1101	1002	968	891	956	961	1011
Independent	1741	1747	1571	1463	1591	1461	1552
Sixth Form	756	770	772	728	814	852	826
FE/Tertiary	620	557	477	436	421	405	350
Other	112	127	113	99	93	94	96

GCE A Level GERMAN 2002–2008

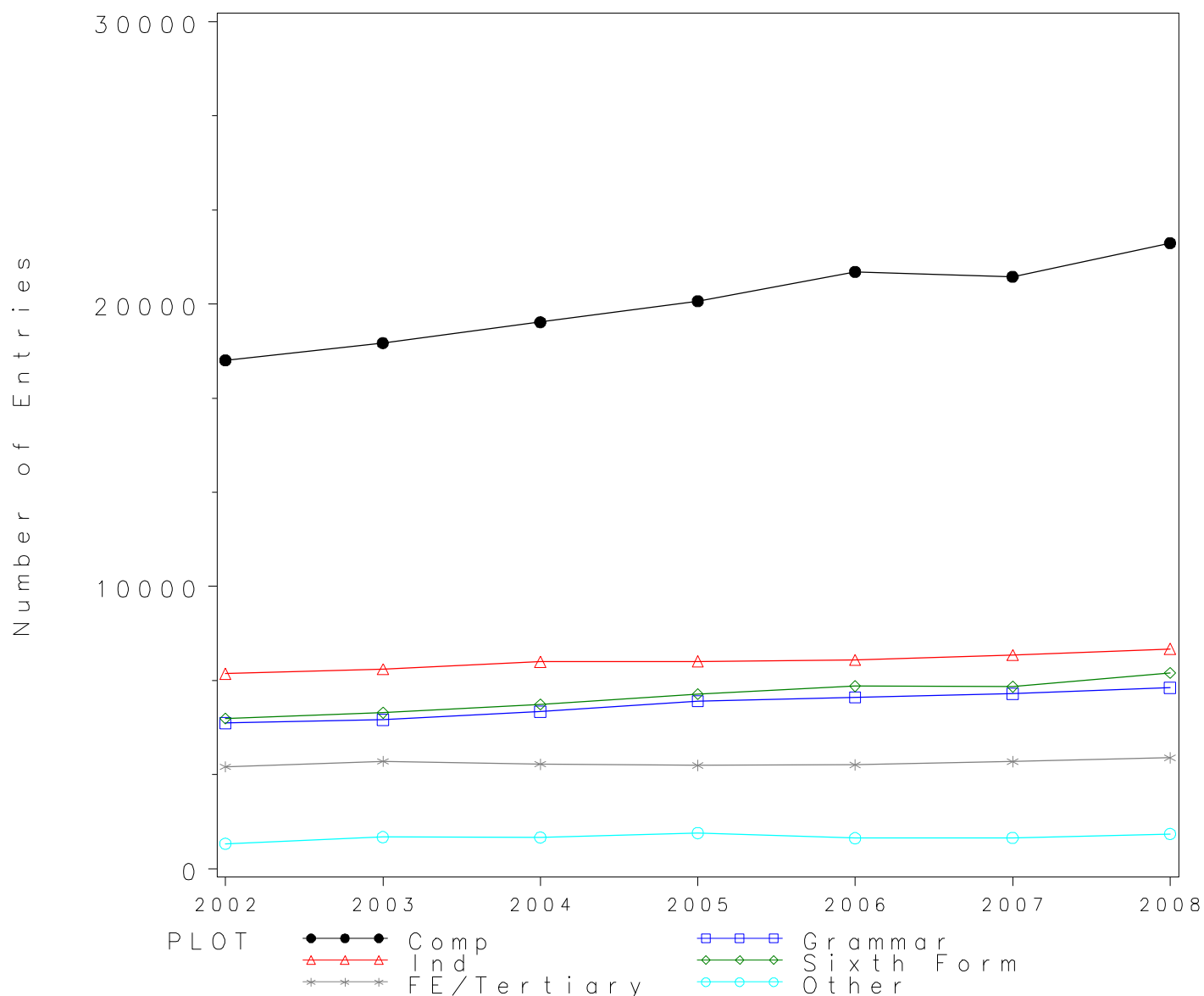
Cumulative % at Grade E by school type



Numbers of GCE A Level entries in HISTORY by school type 2002- 2008

schtype	2002	2003	2004	2005	2006	2007	2008
Comprehensive	18011	18617	19359	20103	21139	20966	22158
Grammar	5161	5274	5565	5939	6073	6201	6410
Independent	6907	7071	7332	7344	7399	7573	7786
Sixth Form	5321	5529	5821	6186	6471	6449	6939
FE/Tertiary	3611	3801	3703	3655	3678	3798	3929
Other	886	1119	1106	1262	1082	1093	1232

GCE A Level HISTORY Entries by school type 2002—2008



*GCE A Level HISTORY Grade A by school type 2002- 2008
Cumulative Percentages*

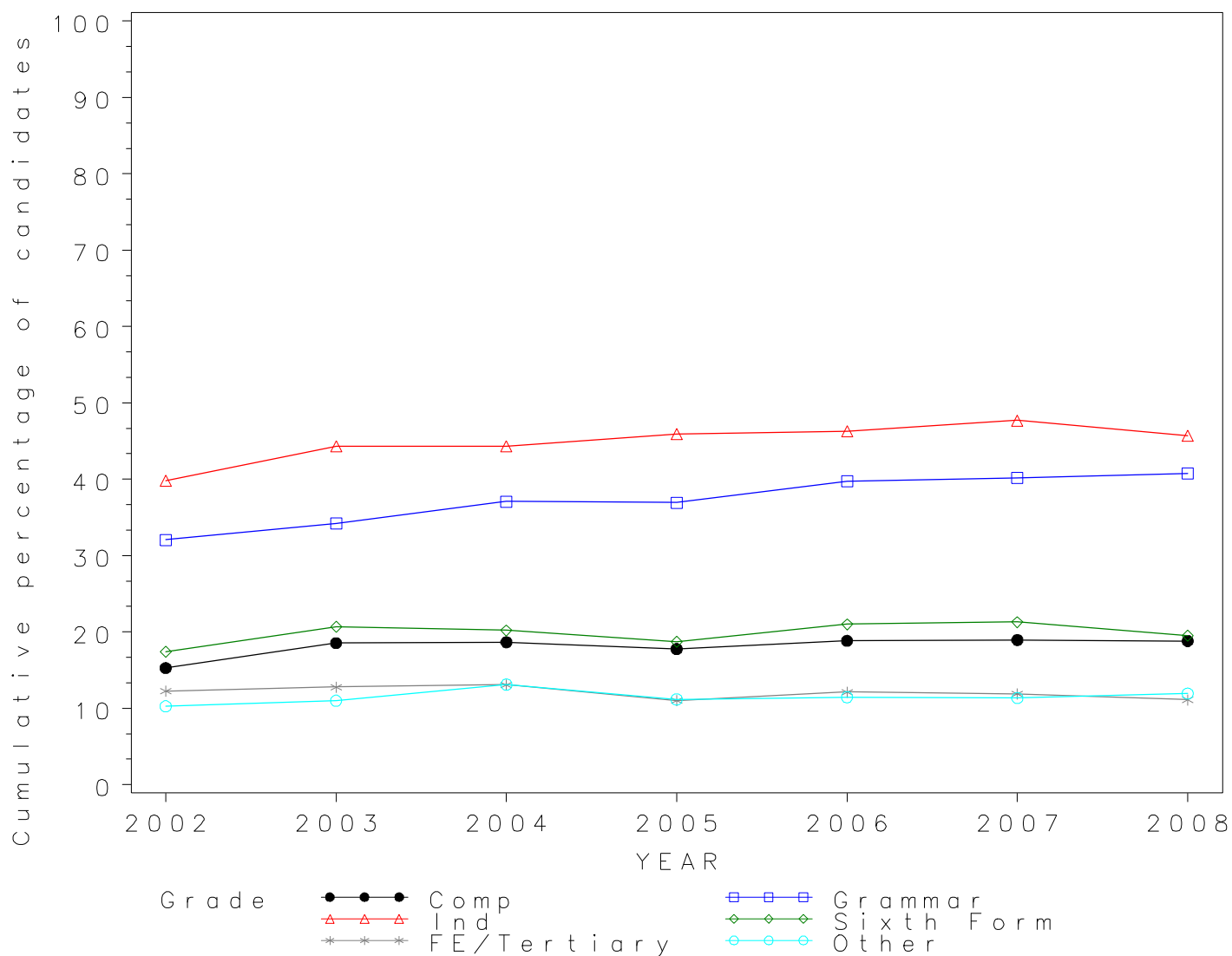
schtype	2002	2003	2004	2005	2006	2007	2008
Comprehensive	15.28	18.54	18.66	17.76	18.84	18.94	18.81
Grammar	32.07	34.21	37.09	36.94	39.73	40.17	40.76
Independent	39.80	44.30	44.30	45.90	46.30	47.70	45.70
Sixth Form	17.40	20.70	20.20	18.70	21.00	21.30	19.50
FE/Tertiary	12.24	12.79	13.07	11.00	12.13	11.90	11.12
Other	10.27	10.99	13.11	11.17	11.46	11.34	11.93

Cumulative Numbers

schtype	2002	2003	2004	2005	2006	2007	2008
Comprehensive	2752	3452	3612	3571	3983	3972	4169
Grammar	1655	1804	2064	2194	2413	2491	2613
Independent	2749	3132	3248	3371	3426	3612	3558
Sixth Form	926	1145	1176	1157	1359	1374	1353
FE/Tertiary	442	486	484	402	446	452	437
Other	91	123	145	141	124	124	147

GCE A Level HISTORY 2002–2008

Cumulative % at Grade A by school type



*GCE A Level HISTORY Grade B by school type 2002- 2008
Cumulative Percentages*

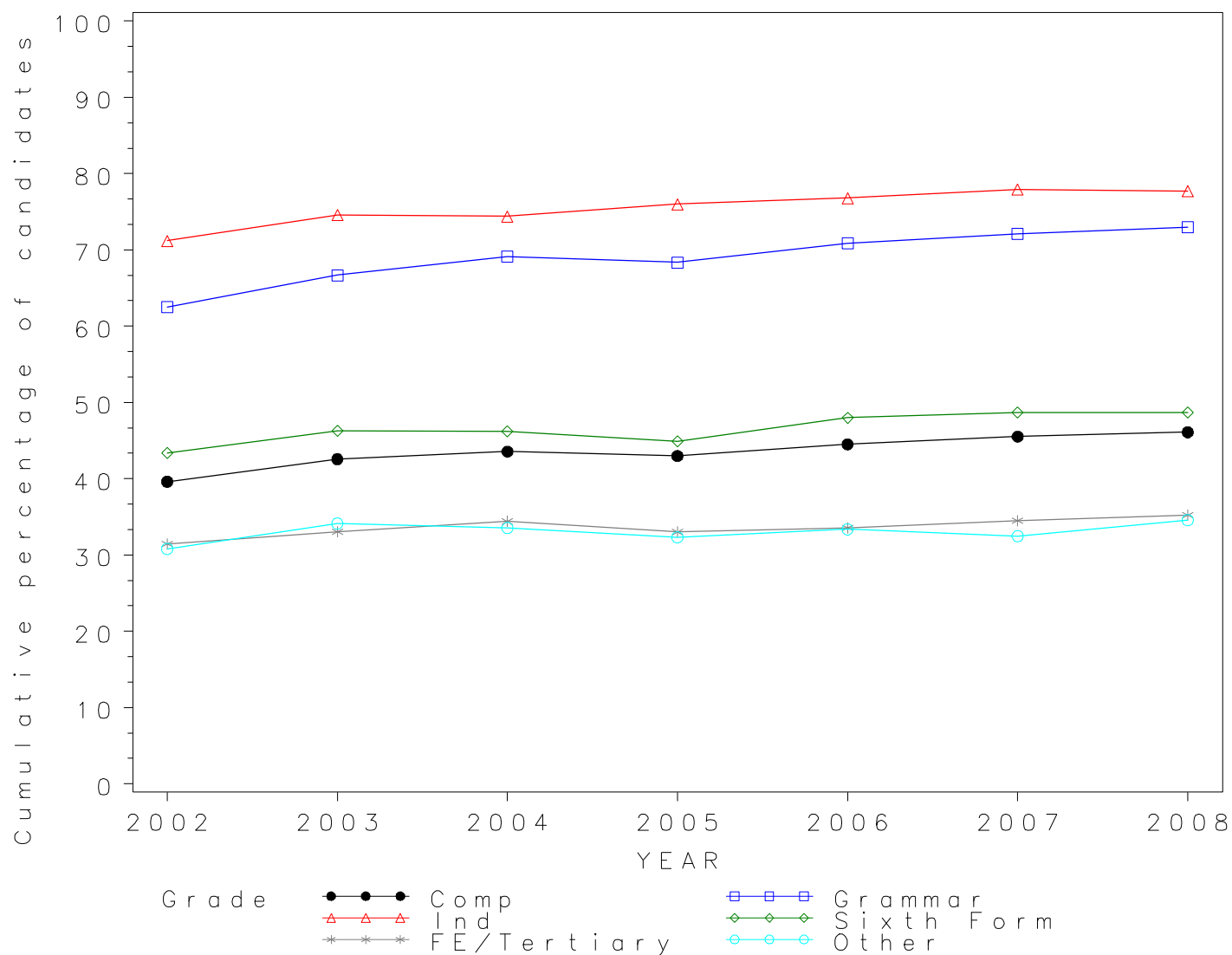
schtype	2002	2003	2004	2005	2006	2007	2008
Comprehensive	39.61	42.57	43.56	42.98	44.51	45.52	46.10
Grammar	62.53	66.69	69.11	68.36	70.85	72.12	72.96
Independent	71.20	74.60	74.40	76.00	76.80	77.90	77.70
Sixth Form	43.40	46.30	46.20	44.90	48.00	48.70	48.70
FE/Tertiary	31.43	33.04	34.40	33.02	33.58	34.52	35.25
Other	30.81	34.14	33.54	32.33	33.36	32.48	34.58

Cumulative Numbers

schtype	2002	2003	2004	2005	2006	2007	2008
Comprehensive	7134	7926	8433	8641	9408	9544	10214
Grammar	3227	3517	3846	4060	4303	4472	4677
Independent	4918	5275	5455	5581	5682	5899	6050
Sixth Form	2309	2560	2689	2778	3106	3141	3379
FE/Tertiary	1135	1256	1274	1207	1235	1311	1385
Other	273	382	371	408	361	355	426

GCE A Level HISTORY 2002–2008

Cumulative % at Grade B by school type



*GCE A Level HISTORY Grade C by school type 2002- 2008
Cumulative Percentages*

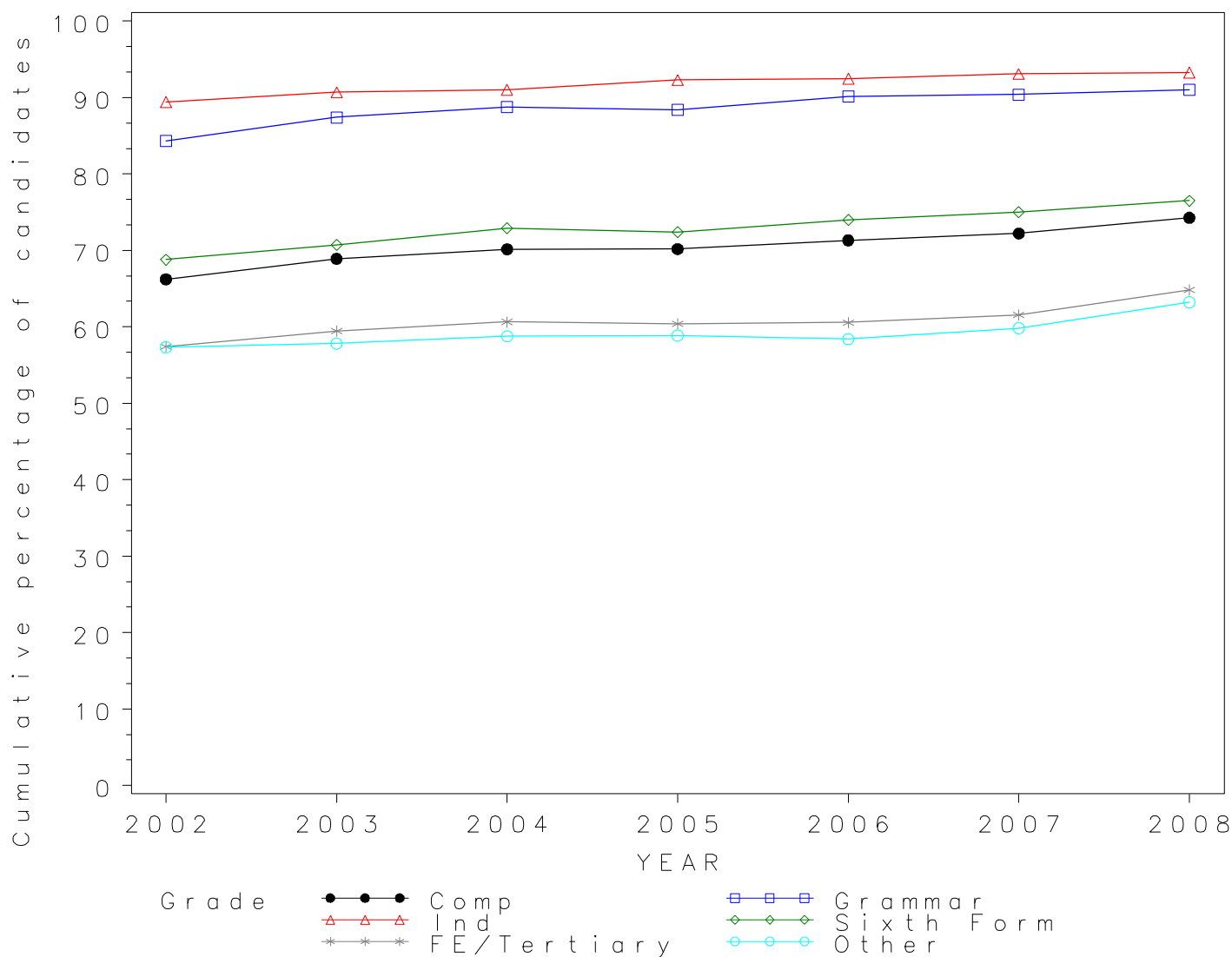
schtype	2002	2003	2004	2005	2006	2007	2008
Comprehensive	66.23	68.91	70.15	70.18	71.32	72.22	74.28
Grammar	84.32	87.41	88.77	88.38	90.14	90.40	91.05
Independent	89.40	90.70	91.00	92.30	92.50	93.10	93.30
Sixth Form	68.80	70.70	72.90	72.40	74.00	75.00	76.50
FE/Tertiary	57.41	59.46	60.65	60.38	60.58	61.59	64.83
Other	57.34	57.82	58.77	58.87	58.41	59.84	63.23

Cumulative Numbers

schtype	2002	2003	2004	2005	2006	2007	2008
Comprehensive	11928	12829	13581	14109	15077	15142	16459
Grammar	4352	4610	4940	5249	5474	5606	5836
Independent	6175	6413	6672	6779	6844	7050	7264
Sixth Form	3661	3909	4244	4479	4789	4837	5308
FE/Tertiary	2073	2260	2246	2207	2228	2339	2547
Other	508	647	650	743	632	654	779

GCE A Level HISTORY 2002–2008

Cumulative % at Grade C by school type



*GCE A Level HISTORY Grade D by school type 2002-2008
Cumulative Percentages*

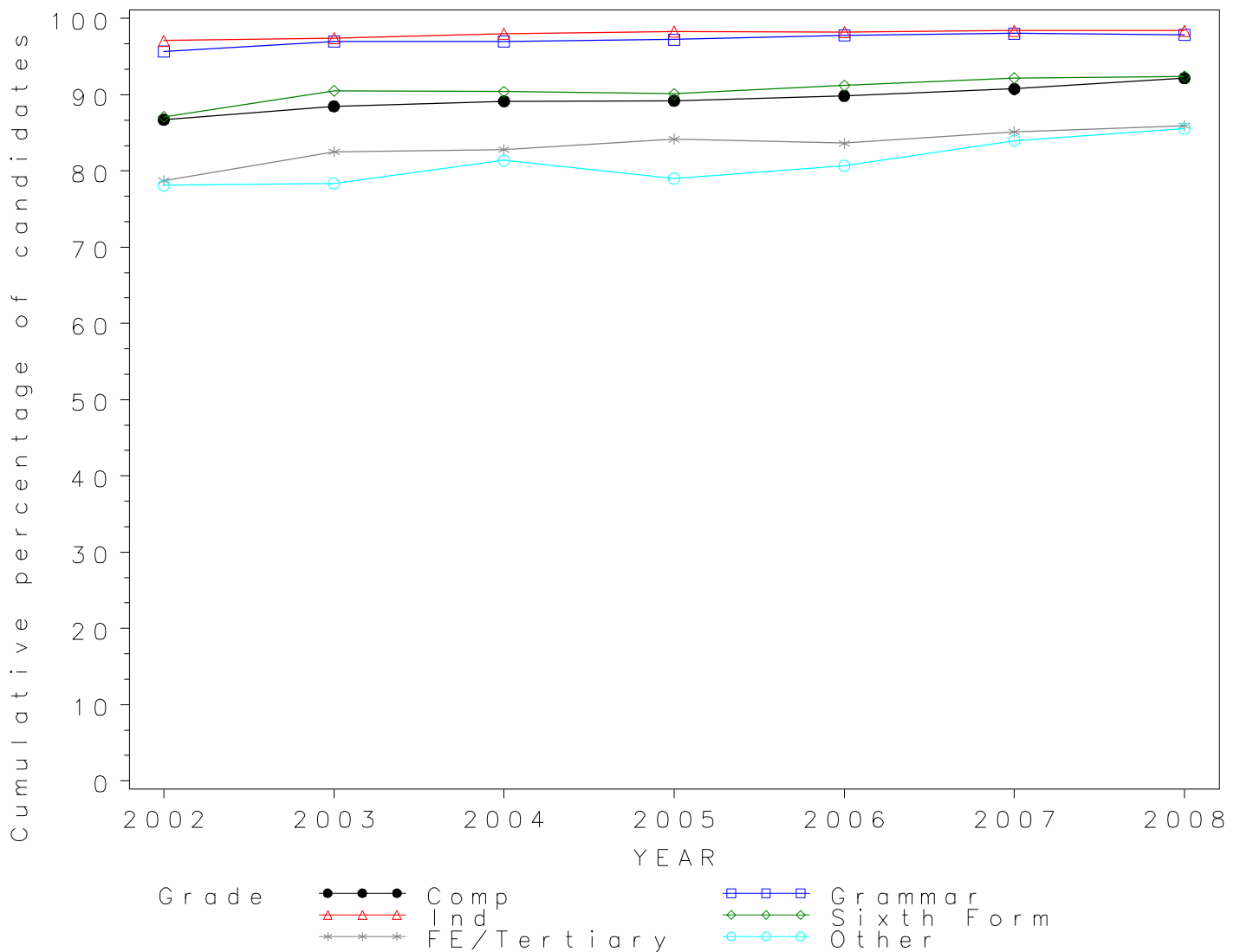
schtype	2002	2003	2004	2005	2006	2007	2008
Comprehensive	86.71	88.48	89.14	89.22	89.85	90.76	92.18
Grammar	95.70	96.97	97.00	97.24	97.81	98.03	97.86
Independent	97.10	97.40	98.00	98.30	98.20	98.40	98.40
Sixth Form	87.10	90.50	90.40	90.10	91.20	92.20	92.40
FE/Tertiary	78.73	82.50	82.80	84.16	83.63	85.12	85.95
Other	78.10	78.37	81.37	79.00	80.68	83.99	85.55

Cumulative Numbers

schtype	2002	2003	2004	2005	2006	2007	2008
Comprehensive	15618	16472	17257	17936	18994	19028	20426
Grammar	4939	5114	5398	5775	5940	6079	6273
Independent	6707	6887	7185	7219	7266	7452	7661
Sixth Form	4635	5004	5262	5574	5902	5946	6412
FE/Tertiary	2843	3136	3066	3076	3076	3233	3377
Other	692	877	900	997	873	918	1054

GCE A Level HISTORY 2002–2008

Cumulative % at Grade D by school type



*GCE A Level HISTORY Grade E by school type 2002- 2008
Cumulative Percentages*

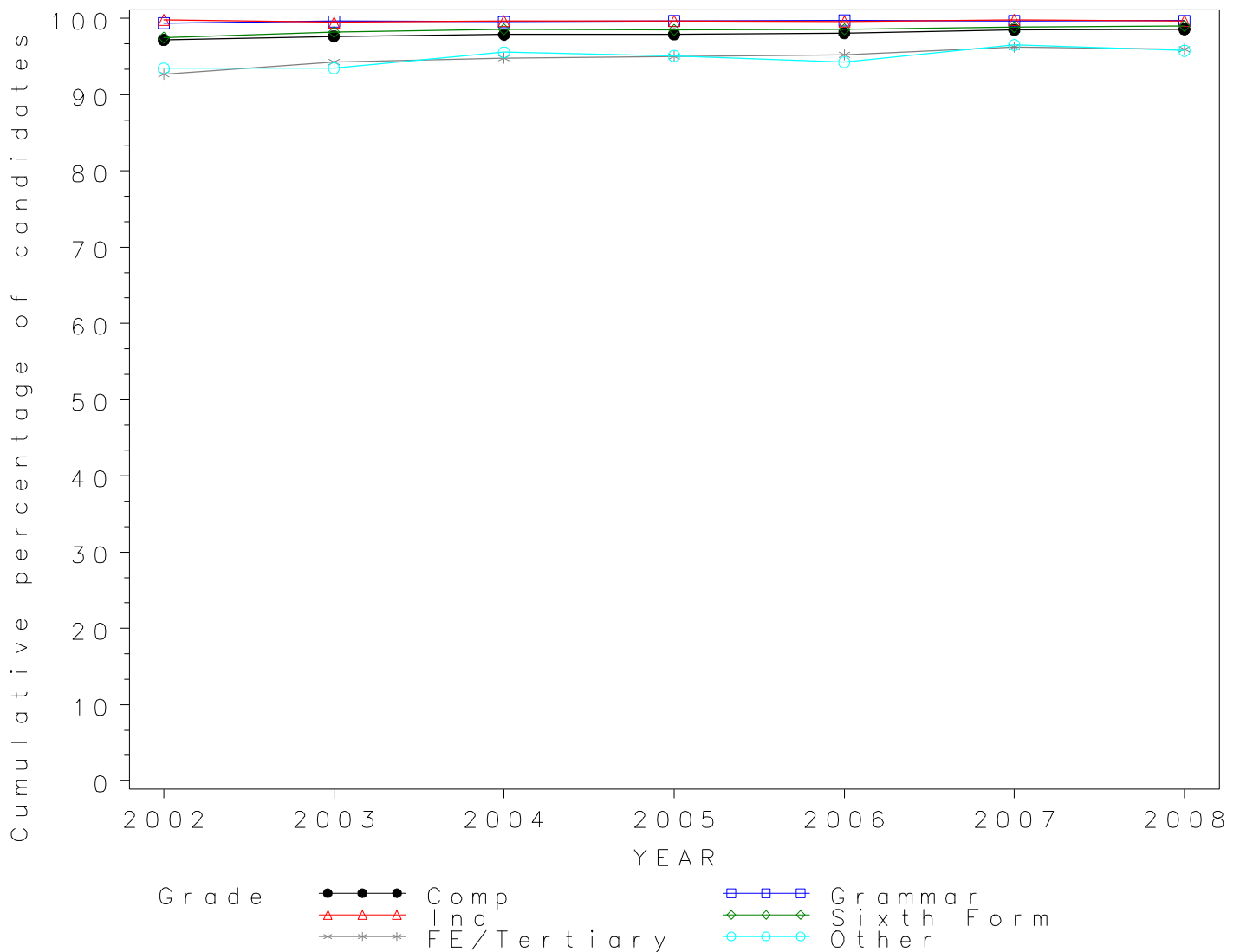
schtype	2002	2003	2004	2005	2006	2007	2008
Comprehensive	97.20	97.66	97.89	97.92	98.08	98.52	98.60
Grammar	99.38	99.64	99.57	99.70	99.74	99.66	99.70
Independent	99.80	99.50	99.70	99.70	99.60	99.80	99.70
Sixth Form	97.50	98.20	98.60	98.50	98.60	98.90	99.00
FE/Tertiary	92.69	94.32	94.79	95.02	95.24	96.26	95.98
Other	93.45	93.48	95.57	95.09	94.27	96.52	95.78

Cumulative Numbers

schtype	2002	2003	2004	2005	2006	2007	2008
Comprehensive	17507	18182	18950	19685	20734	20656	21848
Grammar	5129	5255	5541	5921	6057	6180	6391
Independent	6893	7036	7310	7322	7369	7558	7763
Sixth Form	5188	5429	5740	6093	6380	6378	6870
FE/Tertiary	3347	3585	3510	3473	3503	3656	3771
Other	828	1046	1057	1200	1020	1055	1180

GCE A Level HISTORY 2002–2008

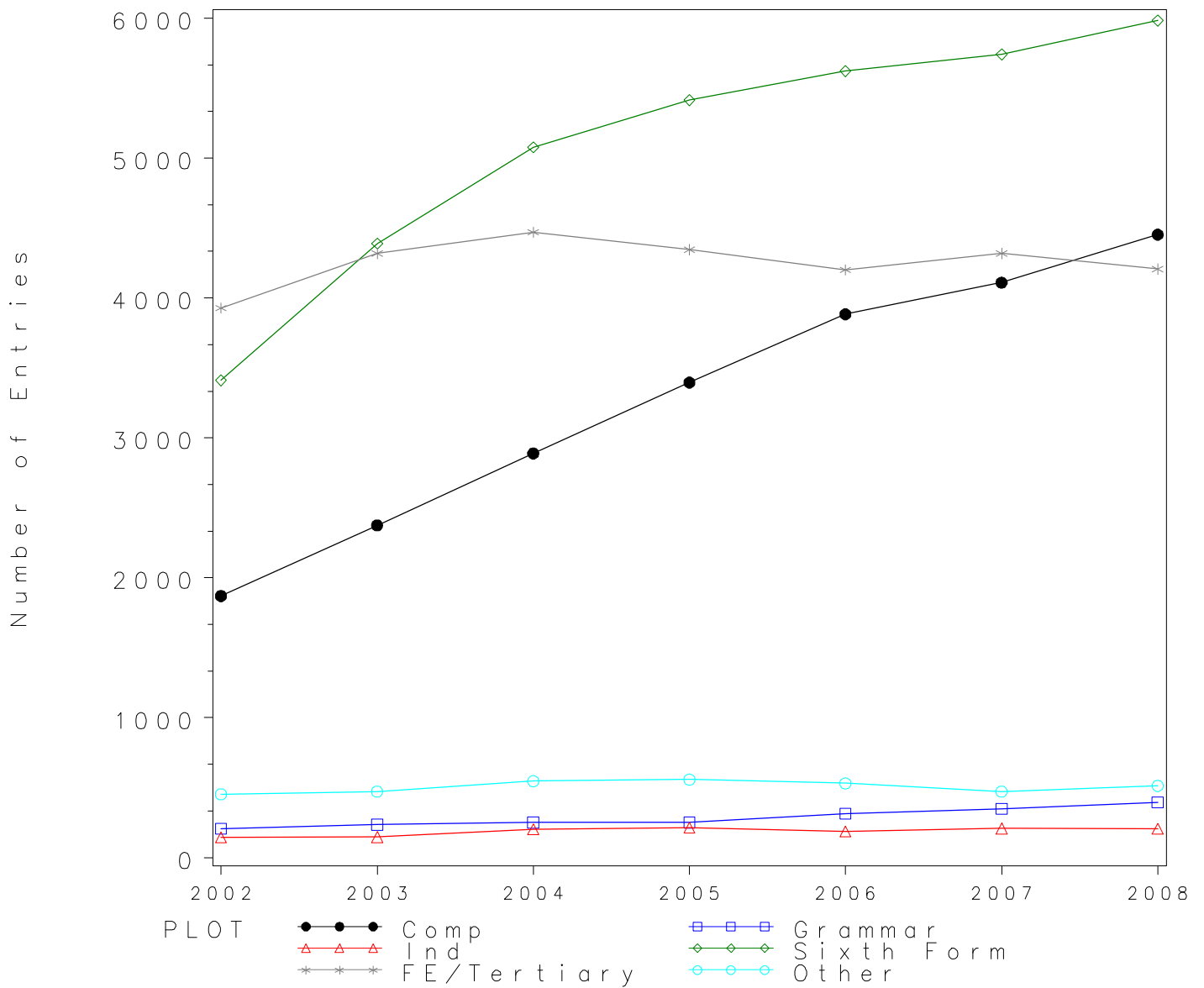
Cumulative % at Grade E by school type



Numbers of GCE A Level entries in LAW by school type 2002- 2008

schtype	2002	2003	2004	2005	2006	2007	2008
Comprehensive	1870	2375	2889	3396	3884	4110	4453
Grammar	207	237	251	251	315	350	396
Independent	146	147	203	214	188	210	207
Sixth Form	3412	4389	5078	5415	5621	5742	5983
FE/Tertiary	3928	4318	4470	4346	4201	4319	4208
Other	453	473	547	558	531	473	513

GCE A Level LAW Entries by school type 2002–2008



*GCE A Level LAW Grade A by school type 2002- 2008
Cumulative Percentages*

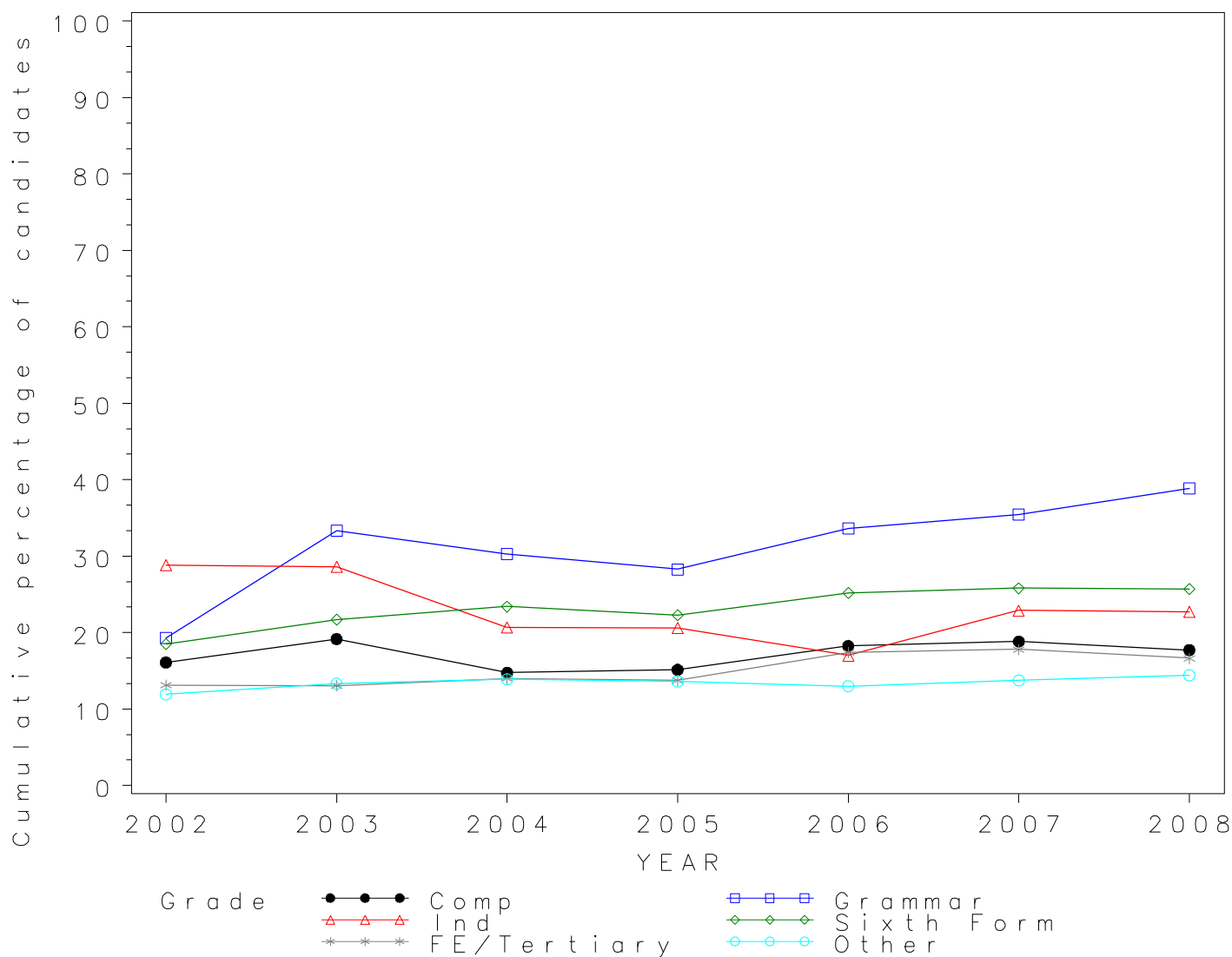
schtype	2002	2003	2004	2005	2006	2007	2008
Comprehensive	16.10	19.16	14.75	15.14	18.25	18.83	17.72
Grammar	19.32	33.33	30.28	28.29	33.65	35.43	38.89
Independent	28.80	28.60	20.70	20.60	17.00	22.90	22.70
Sixth Form	18.50	21.70	23.40	22.30	25.20	25.80	25.70
FE/Tertiary	13.11	13.04	13.98	13.74	17.40	17.81	16.63
Other	11.92	13.32	13.89	13.62	12.99	13.74	14.42

Cumulative Numbers

schtype	2002	2003	2004	2005	2006	2007	2008
Comprehensive	301	455	426	514	709	774	789
Grammar	40	79	76	71	106	124	154
Independent	42	42	42	44	32	48	47
Sixth Form	631	952	1188	1208	1416	1481	1538
FE/Tertiary	515	563	625	597	731	769	700
Other	54	63	76	76	69	65	74

GCE A Level LAW 2002–2008

Cumulative % at Grade A by school type



*GCE A Level LAW Grade B by school type 2002- 2008
Cumulative Percentages*

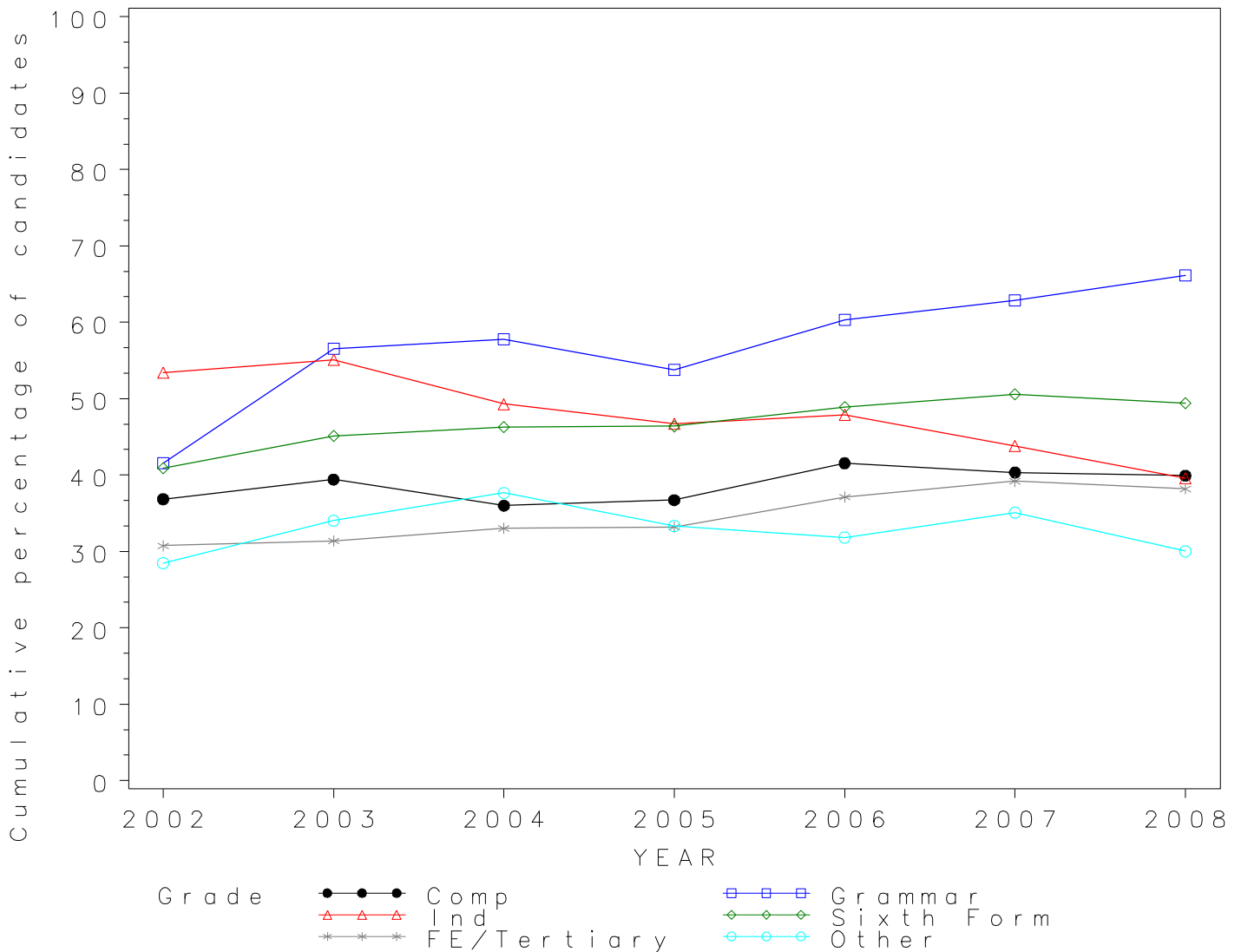
schtype	2002	2003	2004	2005	2006	2007	2008
Comprehensive	36.84	39.41	36.00	36.72	41.56	40.34	39.93
Grammar	41.55	56.54	57.77	53.78	60.32	62.86	66.16
Independent	53.40	55.10	49.30	46.70	47.90	43.80	39.60
Sixth Form	40.90	45.10	46.30	46.40	48.90	50.60	49.40
FE/Tertiary	30.75	31.36	33.02	33.20	37.11	39.20	38.19
Other	28.48	34.04	37.66	33.33	31.83	35.10	30.02

Cumulative Numbers

schtype	2002	2003	2004	2005	2006	2007	2008
Comprehensive	689	936	1040	1247	1614	1658	1778
Grammar	86	134	145	135	190	220	262
Independent	78	81	100	100	90	92	82
Sixth Form	1396	1979	2351	2513	2749	2905	2956
FE/Tertiary	1208	1354	1476	1443	1559	1693	1607
Other	129	161	206	186	169	166	154

GCE A Level LAW 2002–2008

Cumulative % at Grade B by school type



*GCE A Level LAW Grade C by school type 2002- 2008
Cumulative Percentages*

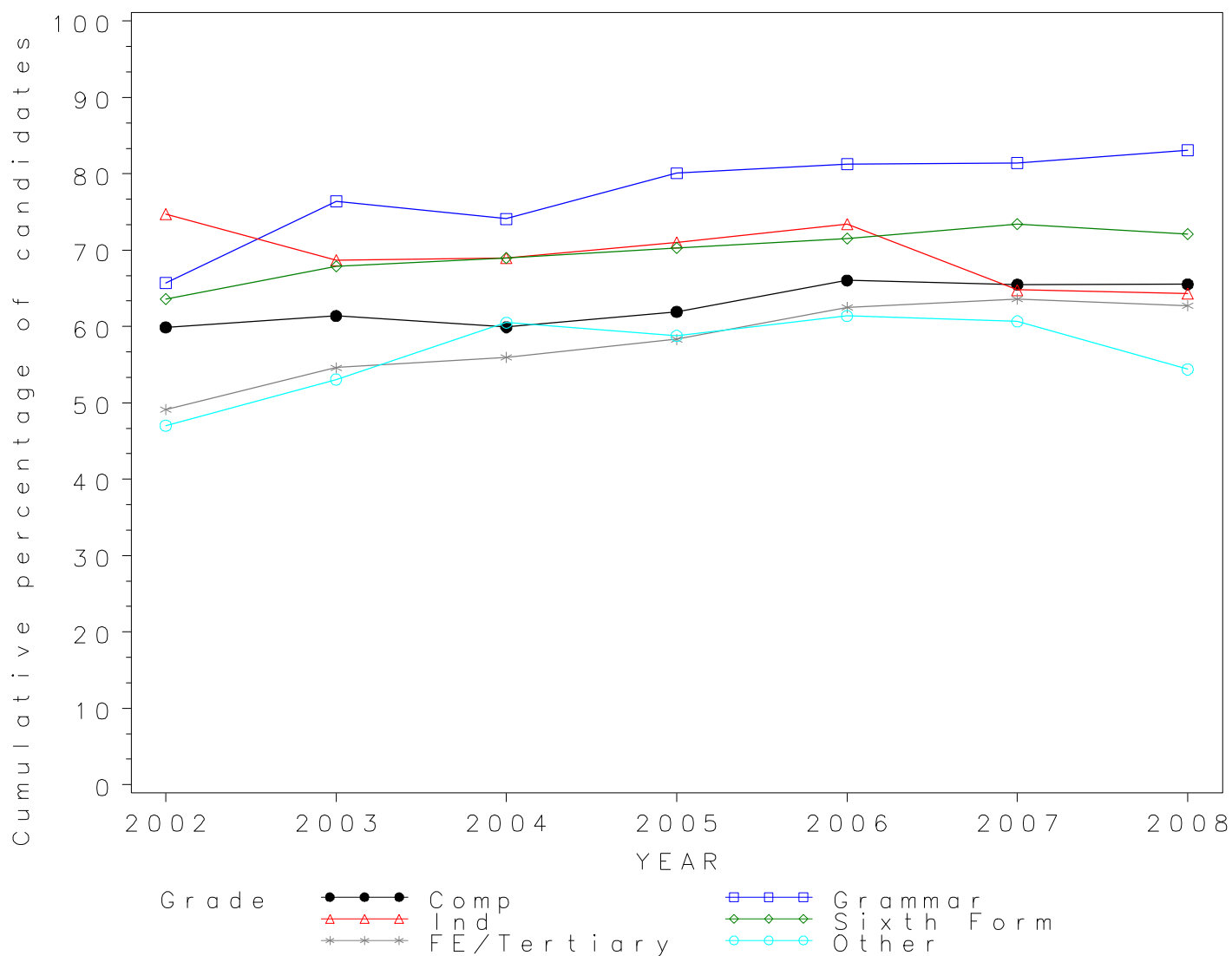
schtype	2002	2003	2004	2005	2006	2007	2008
Comprehensive	59.89	61.39	59.92	61.93	66.04	65.50	65.53
Grammar	65.70	76.37	74.10	80.08	81.27	81.43	83.08
Independent	74.70	68.70	69.00	71.00	73.40	64.80	64.30
Sixth Form	63.60	67.90	69.00	70.30	71.50	73.40	72.10
FE/Tertiary	49.11	54.61	55.97	58.33	62.51	63.60	62.71
Other	47.02	53.07	60.51	58.78	61.39	60.68	54.39

Cumulative Numbers

schtype	2002	2003	2004	2005	2006	2007	2008
Comprehensive	1120	1458	1731	2103	2565	2692	2918
Grammar	136	181	186	201	256	285	329
Independent	109	101	140	152	138	136	133
Sixth Form	2170	2980	3504	3807	4019	4215	4314
FE/Tertiary	1929	2358	2502	2535	2626	2747	2639
Other	213	251	331	328	326	287	279

GCE A Level LAW 2002–2008

Cumulative % at Grade C by school type



*GCE A Level LAW Grade D by school type 2002- 2008
Cumulative Percentages*

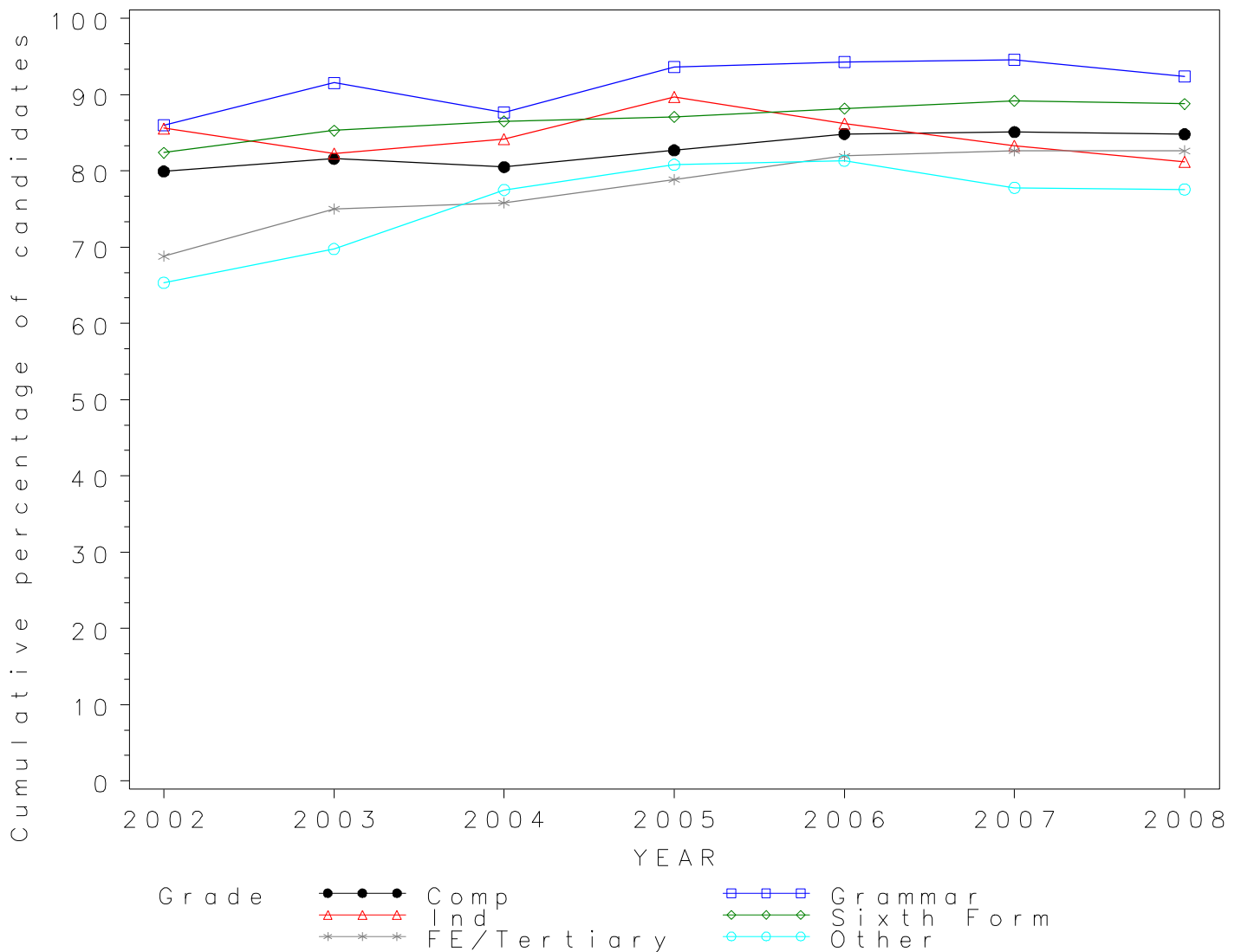
schtype	2002	2003	2004	2005	2006	2007	2008
Comprehensive	79.95	81.60	80.51	82.71	84.86	85.11	84.82
Grammar	85.99	91.56	87.65	93.63	94.29	94.57	92.42
Independent	85.60	82.30	84.20	89.70	86.20	83.30	81.20
Sixth Form	82.40	85.30	86.50	87.10	88.20	89.20	88.80
FE/Tertiary	68.81	75.03	75.84	78.85	81.96	82.63	82.63
Other	65.34	69.77	77.51	80.82	81.36	77.80	77.58

Cumulative Numbers

schtype	2002	2003	2004	2005	2006	2007	2008
Comprehensive	1495	1938	2326	2809	3296	3498	3777
Grammar	178	217	220	235	297	331	366
Independent	125	121	171	192	162	175	168
Sixth Form	2811	3744	4392	4716	4958	5122	5313
FE/Tertiary	2703	3240	3390	3427	3443	3569	3477
Other	296	330	424	451	432	368	398

GCE A Level LAW 2002–2008

Cumulative % at Grade D by school type



*GCE A Level LAW Grade E by school type 2002- 2008
Cumulative Percentages*

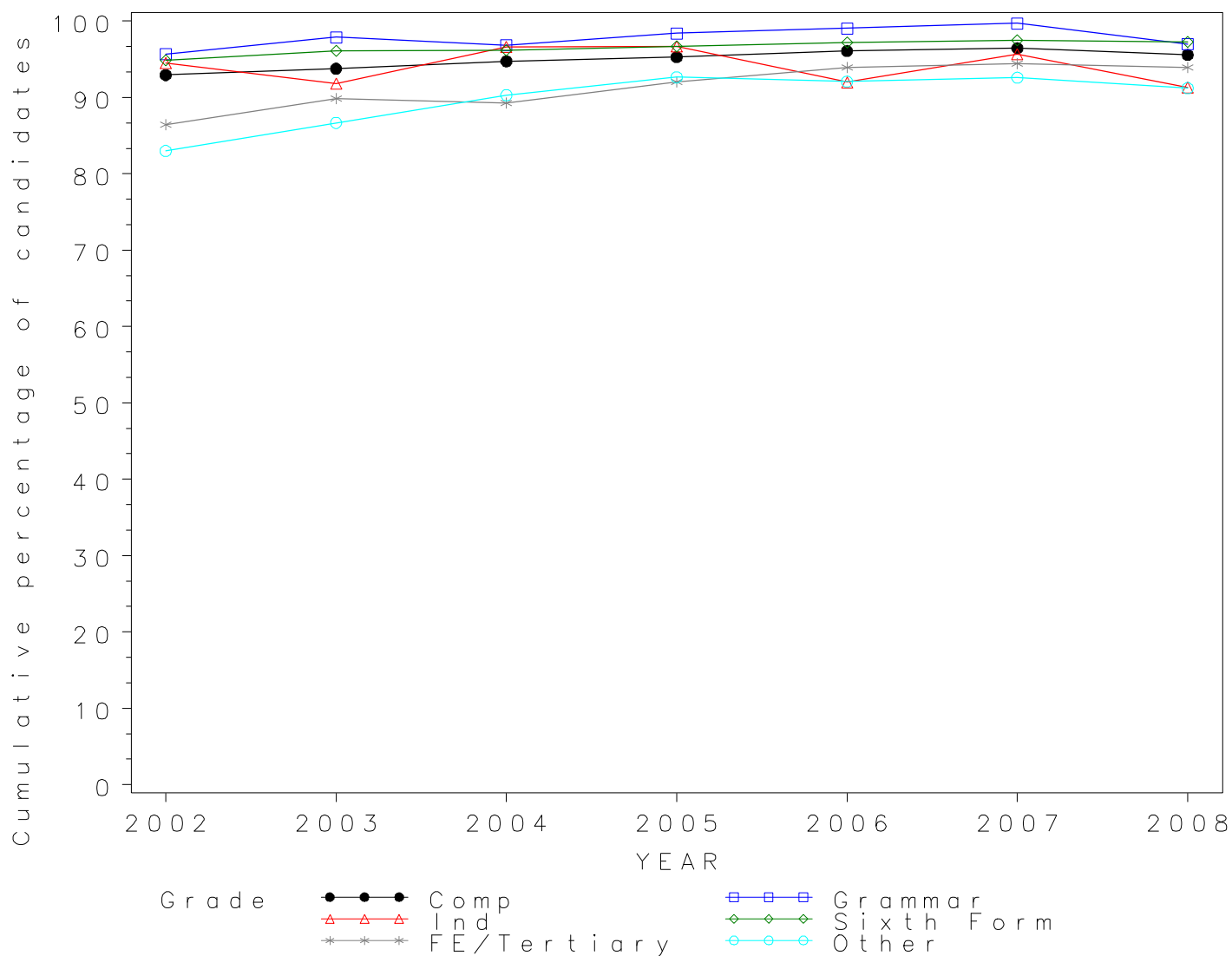
schtype	2002	2003	2004	2005	2006	2007	2008
Comprehensive	92.94	93.77	94.74	95.29	96.09	96.45	95.58
Grammar	95.65	97.89	96.81	98.41	99.05	99.71	96.97
Independent	94.50	91.80	96.60	96.70	92.00	95.70	91.30
Sixth Form	94.90	96.10	96.20	96.70	97.20	97.50	97.30
FE/Tertiary	86.43	89.88	89.26	92.06	93.93	94.44	93.94
Other	83.00	86.68	90.31	92.65	92.09	92.60	91.23

Cumulative Numbers

schtype	2002	2003	2004	2005	2006	2007	2008
Comprehensive	1738	2227	2737	3236	3732	3964	4256
Grammar	198	232	243	247	312	349	384
Independent	138	135	196	207	173	201	189
Sixth Form	3238	4218	4885	5236	5464	5598	5821
FE/Tertiary	3395	3881	3990	4001	3946	4079	3953
Other	376	410	494	517	489	438	468

GCE A Level LAW 2002–2008

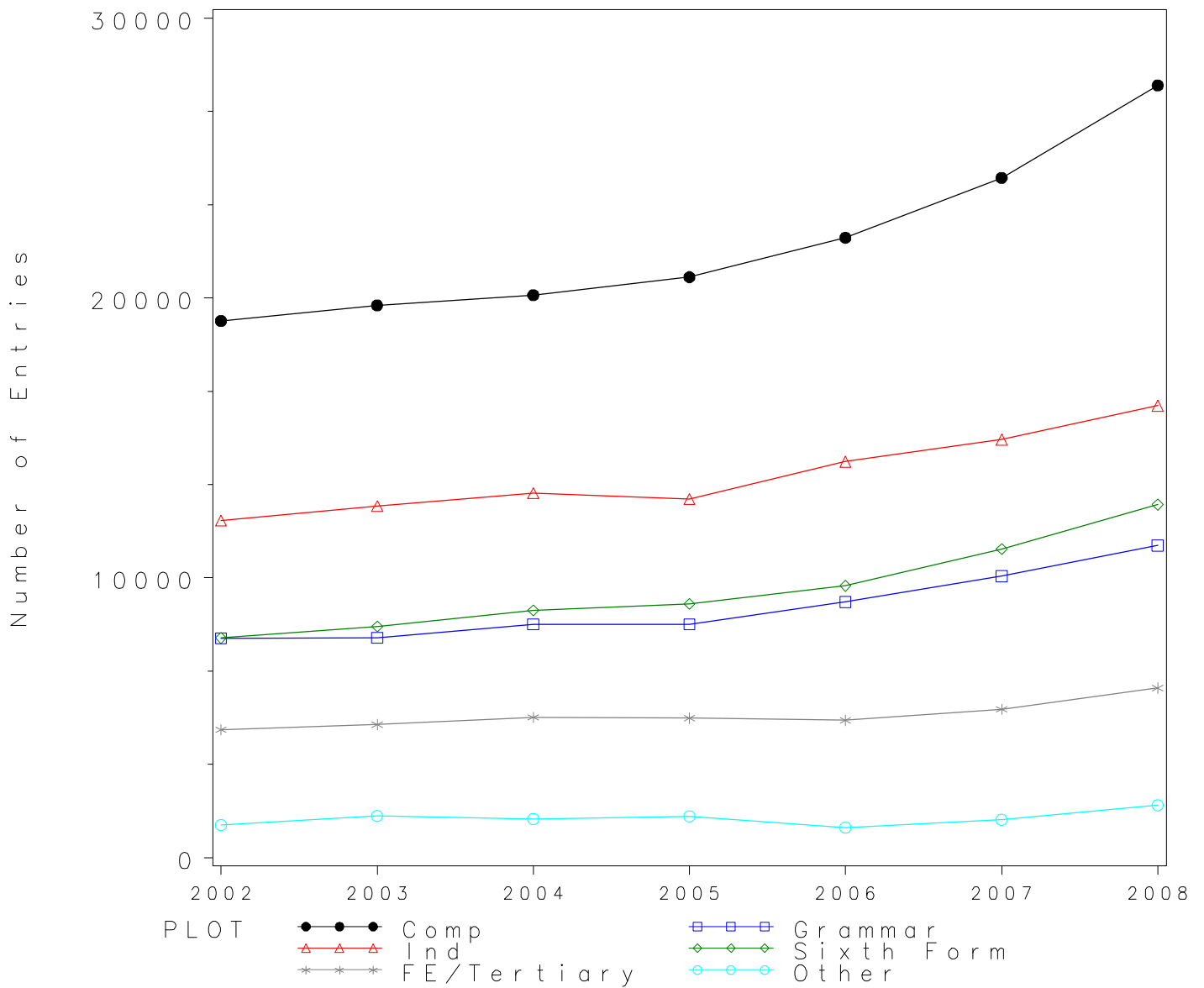
Cumulative % at Grade E by school type



Numbers of GCE A Level entries in MATHEMATICS by school type 2002- 2008

schtype	2002	2003	2004	2005	2006	2007	2008
Comprehensive	19182	19734	20101	20747	22154	24292	27598
Grammar	7843	7859	8340	8341	9141	10059	11153
Independent	12050	12567	13031	12821	14158	14944	16156
Sixth Form	7849	8263	8841	9067	9711	11028	12618
FE/Tertiary	4570	4754	5017	4988	4913	5300	6058
Other	1163	1490	1378	1476	1074	1354	1874

GCE A Level MATHEMATICS Entries by school type 2002–2008



*GCE A Level MATHEMATICS Grade A by school type 2002- 2008
Cumulative Percentages*

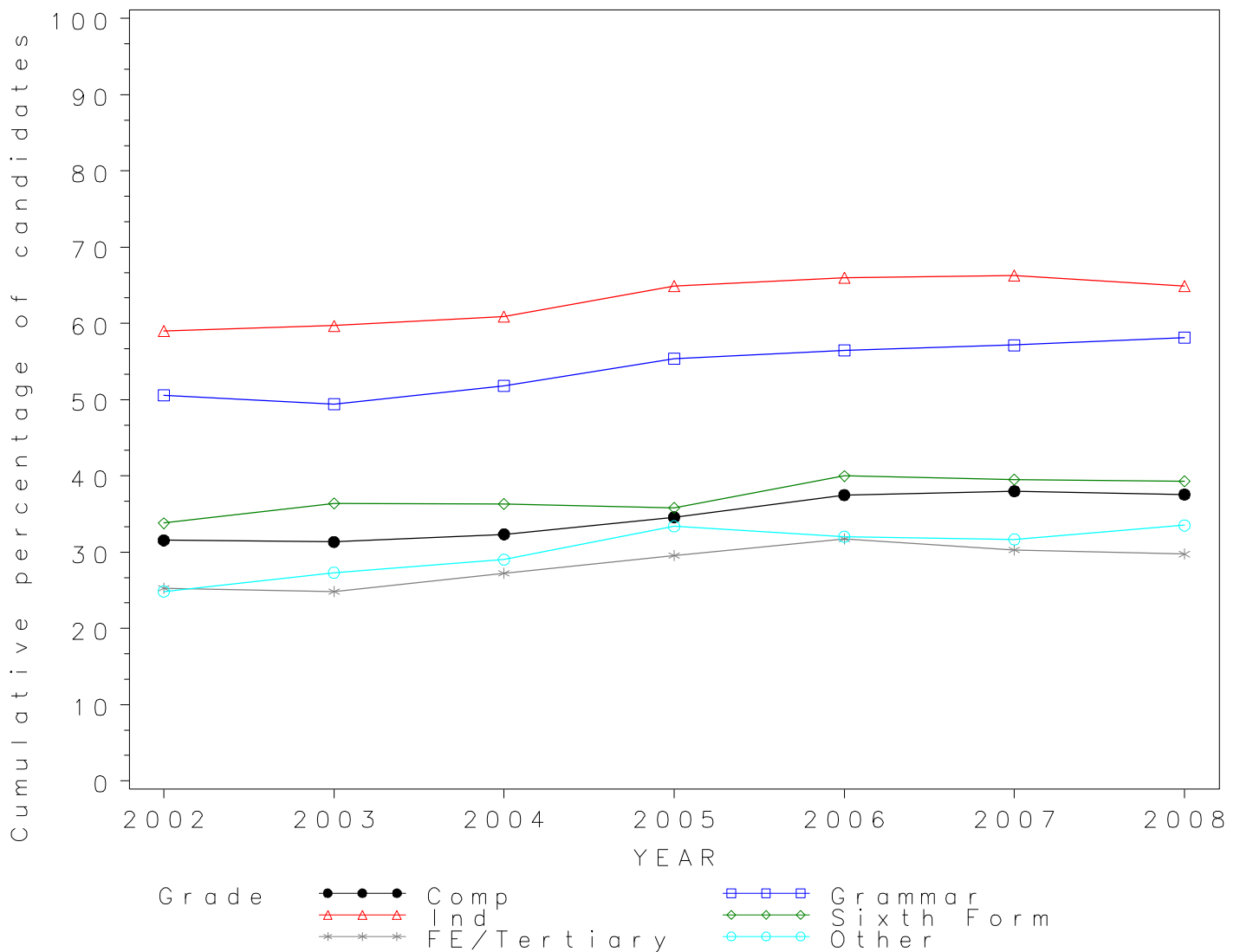
schtype	2002	2003	2004	2005	2006	2007	2008
Comprehensive	31.55	31.34	32.34	34.58	37.49	38.00	37.56
Grammar	50.59	49.43	51.80	55.39	56.45	57.15	58.12
Independent	59.00	59.70	60.90	64.90	66.00	66.30	64.90
Sixth Form	33.80	36.40	36.30	35.80	40.00	39.50	39.30
FE/Tertiary	25.27	24.82	27.21	29.55	31.73	30.28	29.75
Other	24.85	27.32	29.03	33.40	32.03	31.68	33.51

Cumulative Numbers

schtype	2002	2003	2004	2005	2006	2007	2008
Comprehensive	6052	6184	6501	7174	8306	9231	10367
Grammar	3968	3885	4320	4620	5160	5749	6482
Independent	7110	7502	7936	8321	9344	9908	10485
Sixth Form	2653	3008	3209	3246	3884	4356	4959
FE/Tertiary	1155	1180	1365	1474	1559	1605	1802
Other	289	407	400	493	344	429	628

GCE A Level MATHEMATICS 2002–2008

Cumulative % at Grade A by school type



*GCE A Level MATHEMATICS Grade B by school type 2002- 2008
Cumulative Percentages*

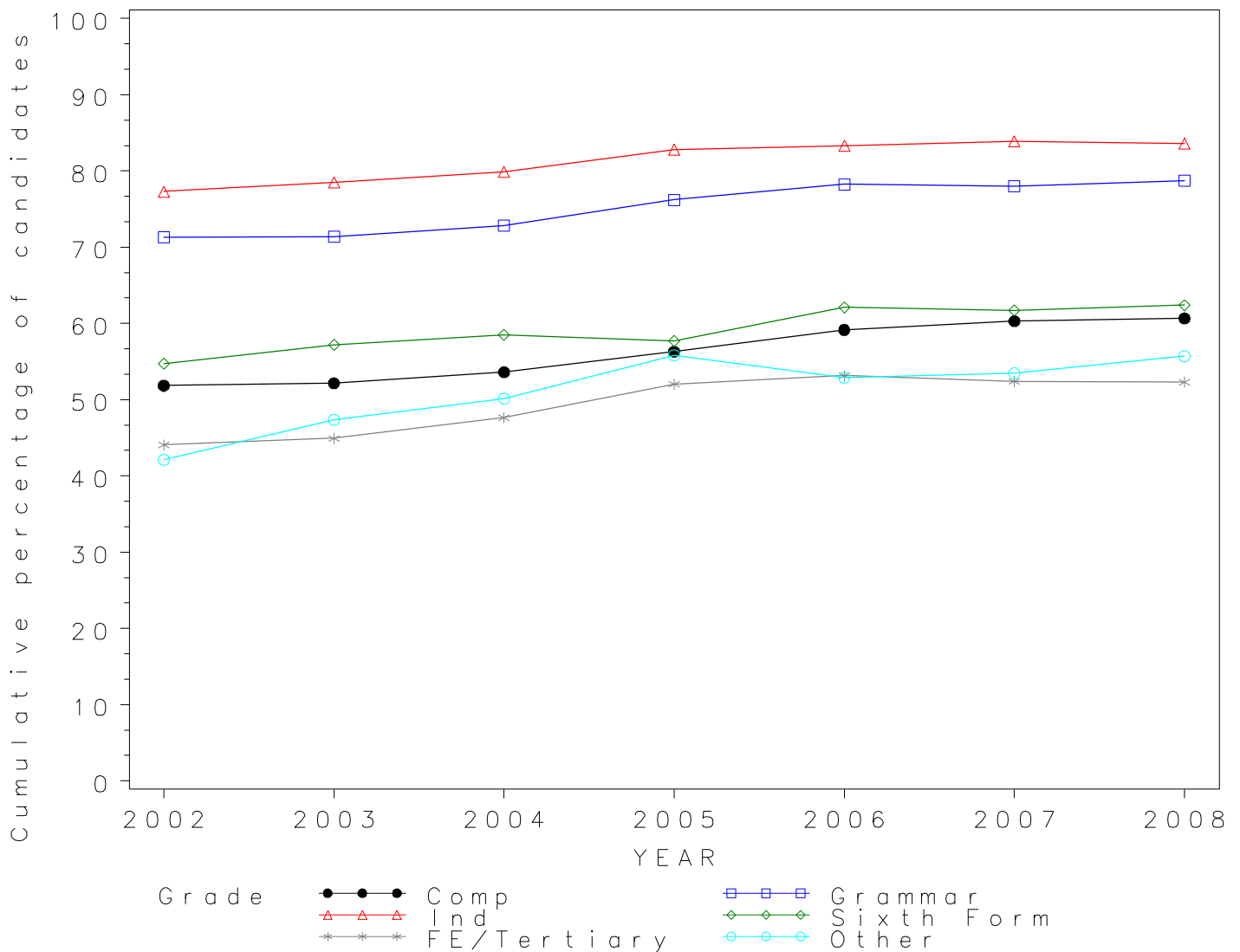
schtype	2002	2003	2004	2005	2006	2007	2008
Comprehensive	51.84	52.16	53.61	56.30	59.15	60.30	60.66
Grammar	71.32	71.40	72.85	76.21	78.25	78.01	78.73
Independent	77.30	78.50	79.90	82.80	83.30	83.90	83.60
Sixth Form	54.70	57.20	58.50	57.70	62.10	61.70	62.40
FE/Tertiary	44.07	44.93	47.64	52.02	53.17	52.42	52.29
Other	42.13	47.38	50.15	55.83	52.89	53.47	55.71

Cumulative Numbers

schtype	2002	2003	2004	2005	2006	2007	2008
Comprehensive	9944	10293	10776	11681	13105	14647	16741
Grammar	5594	5611	6076	6357	7153	7847	8781
Independent	9315	9865	10412	10616	11794	12538	13506
Sixth Form	4293	4726	5172	5232	6031	6804	7874
FE/Tertiary	2014	2136	2390	2595	2612	2778	3168
Other	490	706	691	824	568	724	1044

GCE A Level MATHEMATICS 2002–2008

Cumulative % at Grade B by school type



*GCE A Level MATHEMATICS Grade C by school type 2002- 2008
Cumulative Percentages*

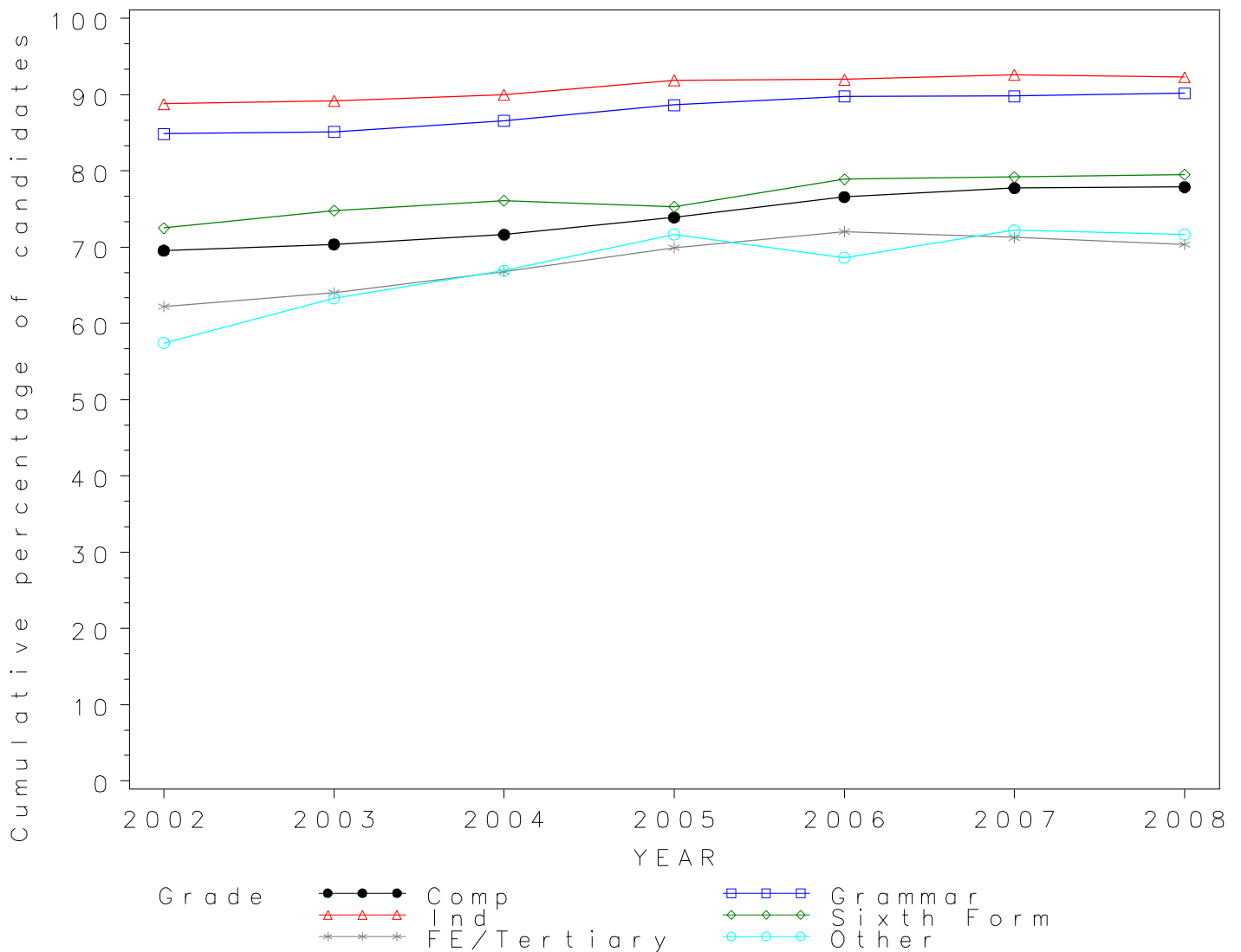
schtype	2002	2003	2004	2005	2006	2007	2008
Comprehensive	69.55	70.37	71.65	73.90	76.58	77.77	77.89
Grammar	84.87	85.15	86.61	88.65	89.78	89.82	90.19
Independent	88.80	89.20	90.00	91.90	92.00	92.60	92.30
Sixth Form	72.50	74.80	76.10	75.30	78.90	79.20	79.50
FE/Tertiary	62.21	64.05	66.79	69.93	72.03	71.26	70.37
Other	57.44	63.29	66.91	71.68	68.62	72.23	71.66

Cumulative Numbers

schtype	2002	2003	2004	2005	2006	2007	2008
Comprehensive	13342	13887	14402	15331	16966	18892	21495
Grammar	6656	6692	7223	7394	8207	9035	10059
Independent	10700	11210	11728	11782	13025	13838	14912
Sixth Form	5691	6181	6728	6827	7662	8734	10031
FE/Tertiary	2843	3045	3351	3488	3539	3777	4263
Other	668	943	922	1058	737	978	1343

GCE A Level MATHEMATICS 2002–2008

Cumulative % at Grade C by school type



*GCE A Level MATHEMATICS Grade D by school type 2002- 2008
Cumulative Percentages*

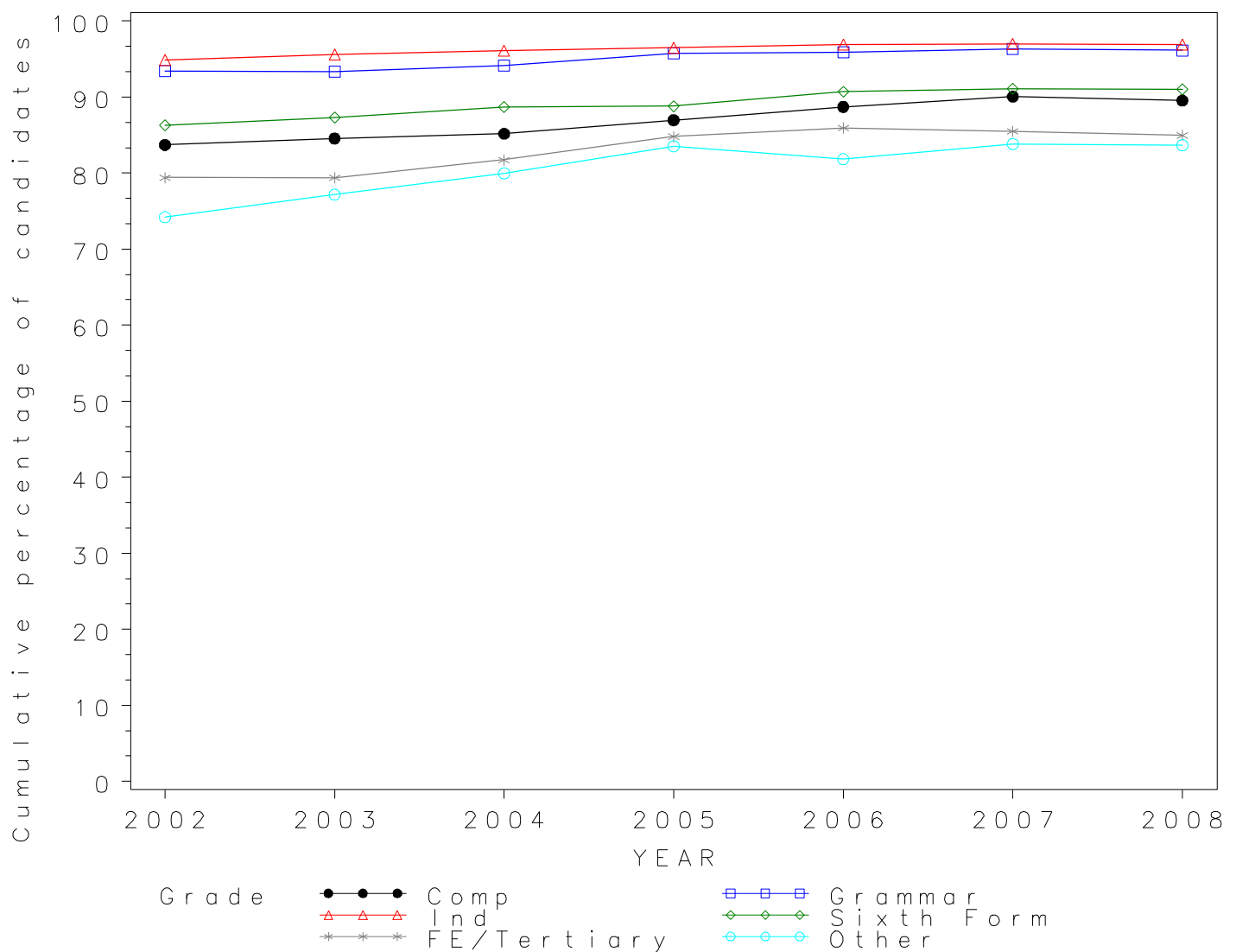
schtype	2002	2003	2004	2005	2006	2007	2008
Comprehensive	83.70	84.55	85.18	86.97	88.71	90.07	89.55
Grammar	93.40	93.37	94.15	95.77	95.90	96.32	96.15
Independent	94.90	95.60	96.10	96.50	96.90	97.00	96.90
Sixth Form	86.30	87.30	88.70	88.80	90.70	91.10	91.00
FE/Tertiary	79.41	79.36	81.74	84.80	85.91	85.49	84.96
Other	74.20	77.18	79.97	83.54	81.84	83.83	83.67

Cumulative Numbers

schtype	2002	2003	2004	2005	2006	2007	2008
Comprehensive	16056	16686	17122	18043	19653	21879	24715
Grammar	7325	7338	7852	7988	8766	9689	10724
Independent	11435	12014	12523	12372	13719	14496	15655
Sixth Form	6774	7214	7842	8051	8808	10047	11482
FE/Tertiary	3629	3773	4101	4230	4221	4531	5147
Other	863	1150	1102	1233	879	1135	1568

GCE A Level MATHEMATICS 2002–2008

Cumulative % at Grade D by school type



*GCE A Level MATHEMATICS Grade E by school type 2002- 2008
Cumulative Percentages*

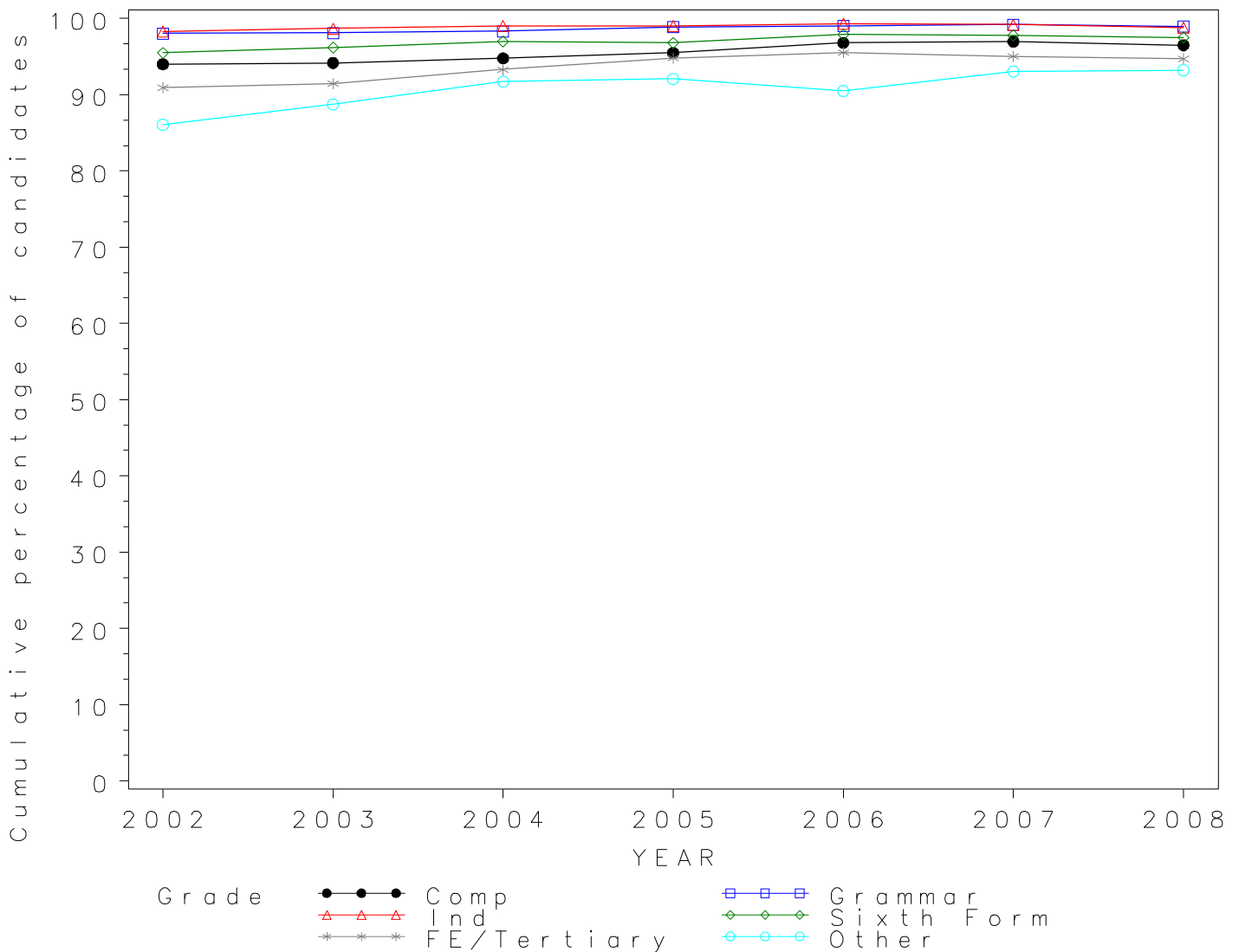
schtype	2002	2003	2004	2005	2006	2007	2008
Comprehensive	94.00	94.17	94.78	95.49	96.80	96.98	96.50
Grammar	98.04	98.10	98.33	98.87	98.99	99.19	98.92
Independent	98.30	98.70	99.00	99.00	99.30	99.20	98.80
Sixth Form	95.50	96.20	97.00	96.80	97.90	97.80	97.50
FE/Tertiary	90.92	91.44	93.30	94.79	95.52	95.02	94.70
Other	86.07	88.72	91.73	92.07	90.50	93.06	93.22

Cumulative Numbers

schtype	2002	2003	2004	2005	2006	2007	2008
Comprehensive	18032	18584	19052	19812	21446	23558	26632
Grammar	7689	7710	8201	8247	9049	9978	11033
Independent	11845	12404	12901	12693	14059	14824	15962
Sixth Form	7496	7949	8576	8777	9507	10785	12303
FE/Tertiary	4155	4347	4681	4728	4693	5036	5737
Other	1001	1322	1264	1359	972	1260	1747

GCE A Level MATHEMATICS 2002–2008

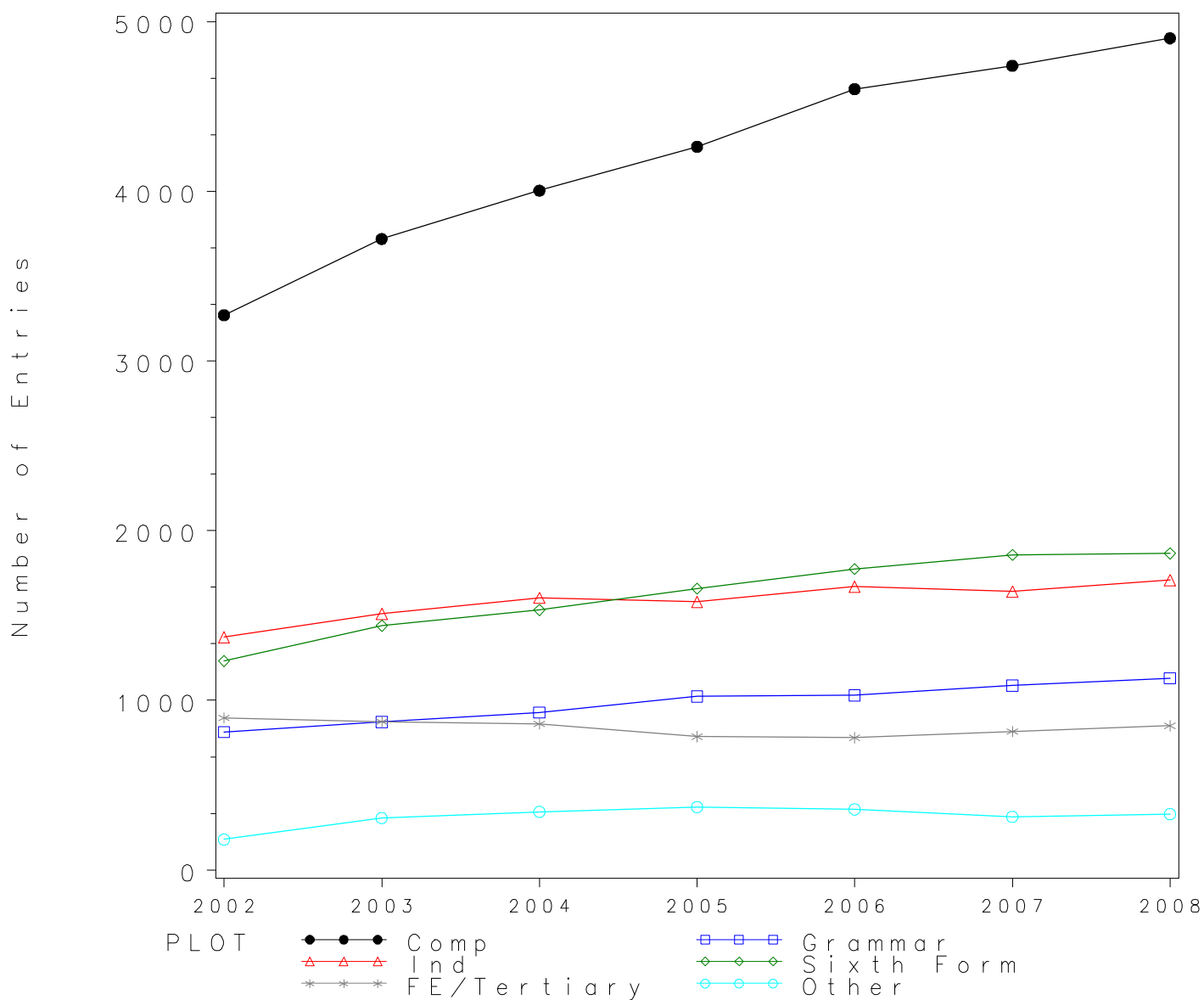
Cumulative % at Grade E by school type



Numbers of GCE A Level entries in MUSIC by school type 2002-2008

schtype	2002	2003	2004	2005	2006	2007	2008
Comprehensive	3270	3720	4005	4264	4603	4741	4903
Grammar	813	873	928	1023	1029	1087	1131
Independent	1372	1510	1605	1581	1671	1642	1708
Sixth Form	1231	1440	1533	1659	1774	1857	1865
FE/Tertiary	897	874	862	786	779	816	850
Other	180	306	343	371	357	314	330

GCE A Level MUSIC Entries by school type 2002–2008



*GCE A Level MUSIC Grade A by school type 2002- 2008
Cumulative Percentages*

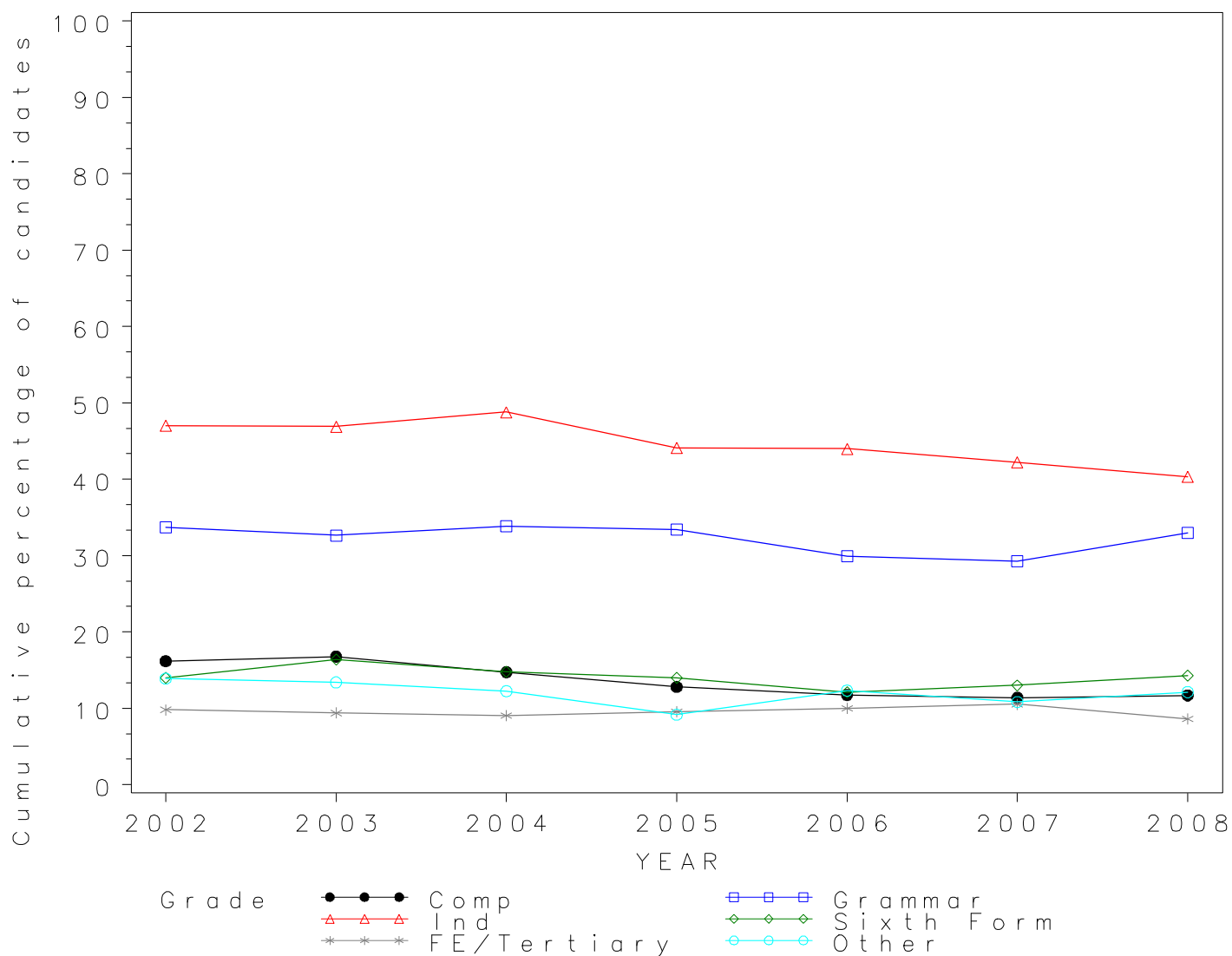
schtype	2002	2003	2004	2005	2006	2007	2008
Comprehensive	16.18	16.77	14.73	12.80	11.75	11.39	11.69
Grammar	33.70	32.65	33.84	33.43	29.93	29.25	32.98
Independent	47.00	46.90	48.80	44.10	44.00	42.20	40.30
Sixth Form	14.00	16.40	14.80	14.00	12.10	13.00	14.30
FE/Tertiary	9.81	9.38	9.05	9.54	10.01	10.54	8.59
Other	13.89	13.40	12.24	9.16	12.32	10.83	12.12

Cumulative Numbers

schtype	2002	2003	2004	2005	2006	2007	2008
Comprehensive	529	624	590	546	541	540	573
Grammar	274	285	314	342	308	318	373
Independent	645	708	783	697	735	693	688
Sixth Form	172	236	227	232	215	241	267
FE/Tertiary	88	82	78	75	78	86	73
Other	25	41	42	34	44	34	40

GCE A Level MUSIC 2002–2008

Cumulative % at Grade A by school type



*GCE A Level MUSIC Grade B by school type 2002- 2008
Cumulative Percentages*

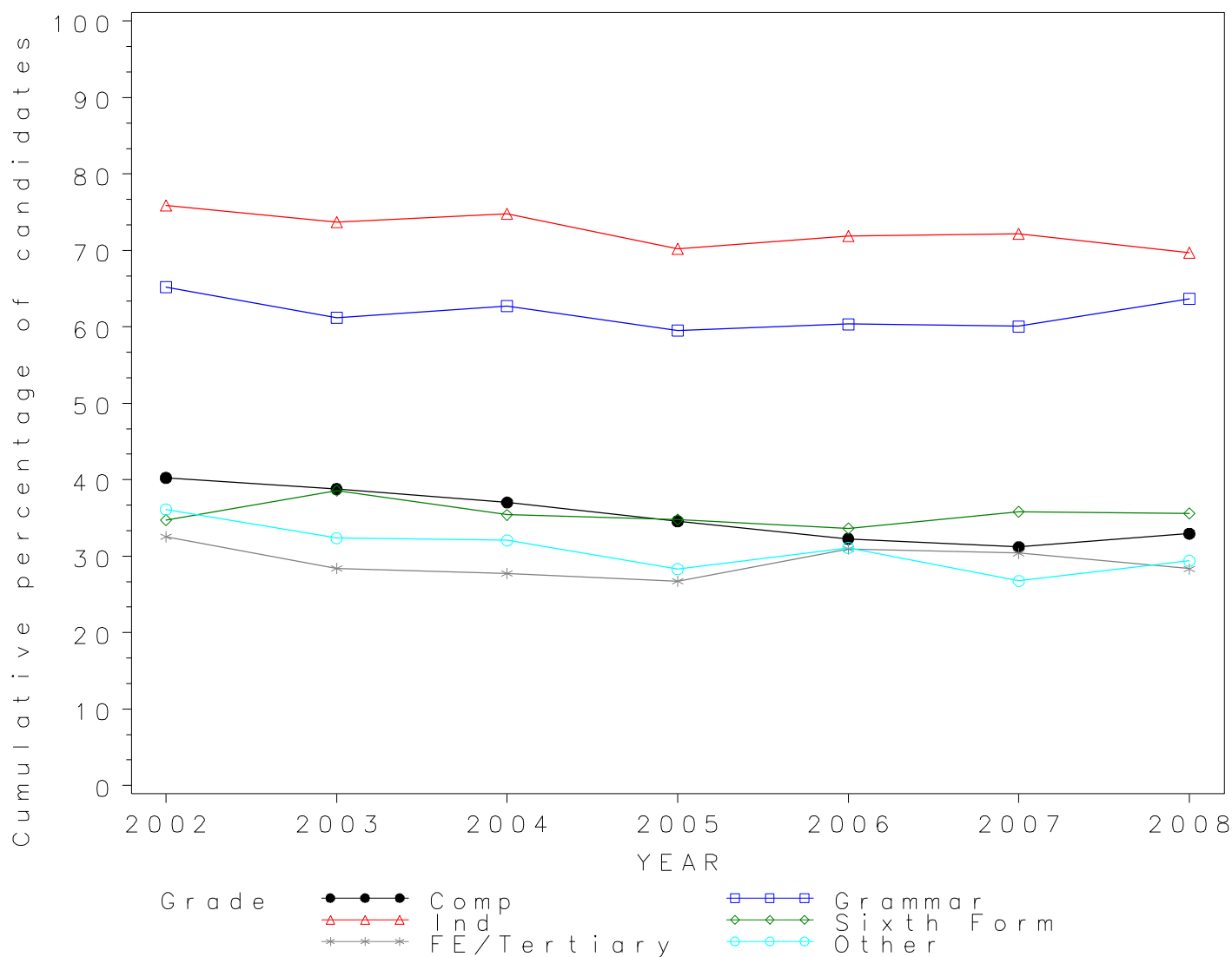
schtype	2002	2003	2004	2005	2006	2007	2008
Comprehensive	40.24	38.79	37.03	34.57	32.26	31.20	32.94
Grammar	65.19	61.17	62.72	59.53	60.35	60.07	63.66
Independent	75.90	73.70	74.80	70.20	71.90	72.20	69.70
Sixth Form	34.70	38.60	35.40	34.80	33.60	35.80	35.60
FE/Tertiary	32.55	28.38	27.73	26.72	30.94	30.39	28.35
Other	36.11	32.35	32.07	28.30	31.09	26.75	29.39

Cumulative Numbers

schtype	2002	2003	2004	2005	2006	2007	2008
Comprehensive	1316	1443	1483	1474	1485	1479	1615
Grammar	530	534	582	609	621	653	720
Independent	1041	1113	1201	1110	1201	1186	1190
Sixth Form	427	556	543	577	596	665	664
FE/Tertiary	292	248	239	210	241	248	241
Other	65	99	110	105	111	84	97

GCE A Level MUSIC 2002–2008

Cumulative % at Grade B by school type



*GCE A Level MUSIC Grade C by school type 2002- 2008
Cumulative Percentages*

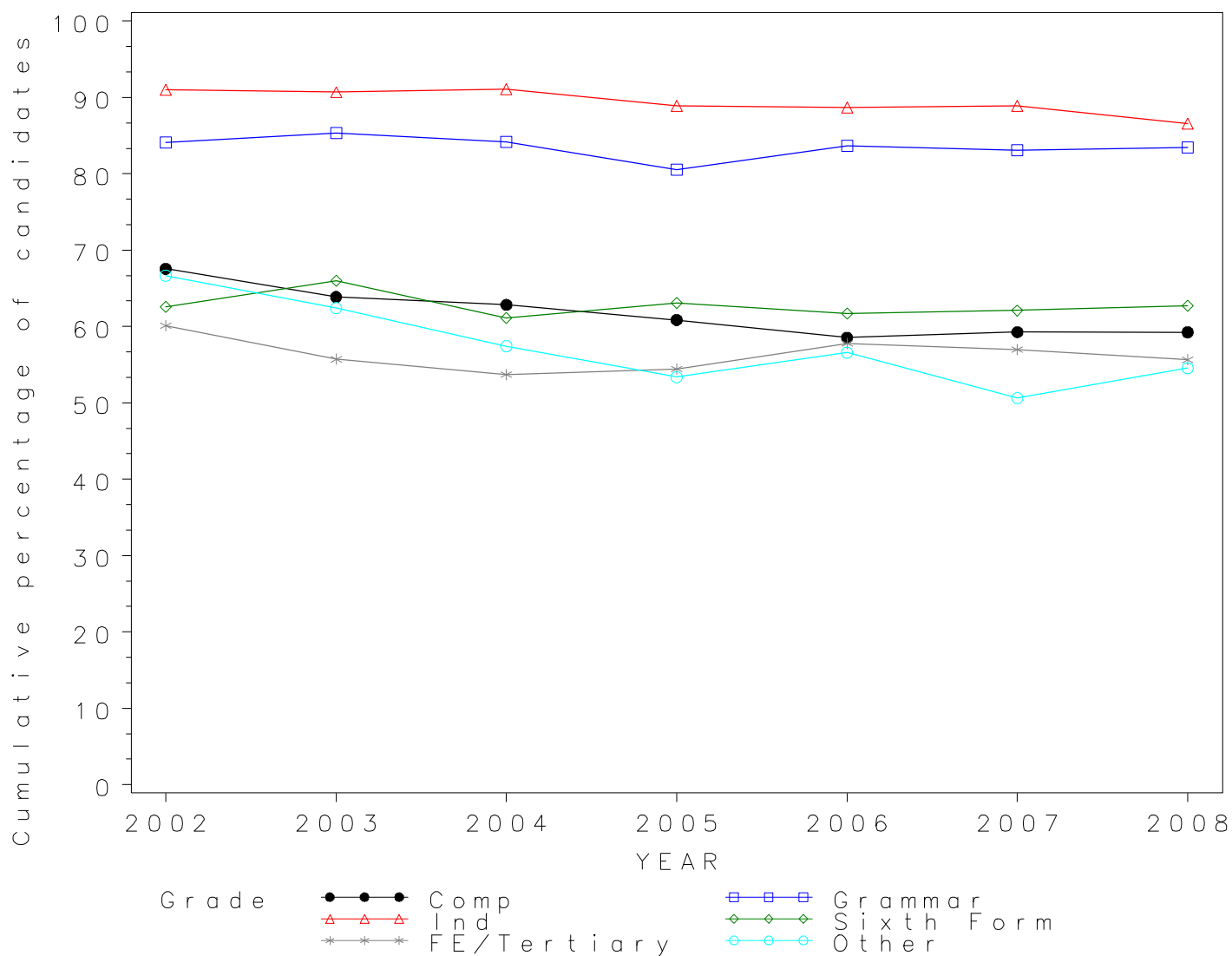
schtype	2002	2003	2004	2005	2006	2007	2008
Comprehensive	67.55	63.87	62.85	60.86	58.55	59.27	59.25
Grammar	84.13	85.34	84.16	80.55	83.67	83.07	83.47
Independent	91.00	90.70	91.10	88.90	88.70	88.90	86.60
Sixth Form	62.60	66.00	61.10	63.10	61.70	62.10	62.70
FE/Tertiary	60.09	55.72	53.71	54.45	57.77	56.99	55.65
Other	66.67	62.42	57.43	53.37	56.58	50.64	54.55

Cumulative Numbers

schtype	2002	2003	2004	2005	2006	2007	2008
Comprehensive	2209	2376	2517	2595	2695	2810	2905
Grammar	684	745	781	824	861	903	944
Independent	1249	1370	1462	1406	1482	1460	1479
Sixth Form	771	950	937	1047	1095	1153	1169
FE/Tertiary	539	487	463	428	450	465	473
Other	120	191	197	198	202	159	180

GCE A Level MUSIC 2002–2008

Cumulative % at Grade C by school type



GCE A Level MUSIC Grade D by school type 2002- 2008
Cumulative Percentages

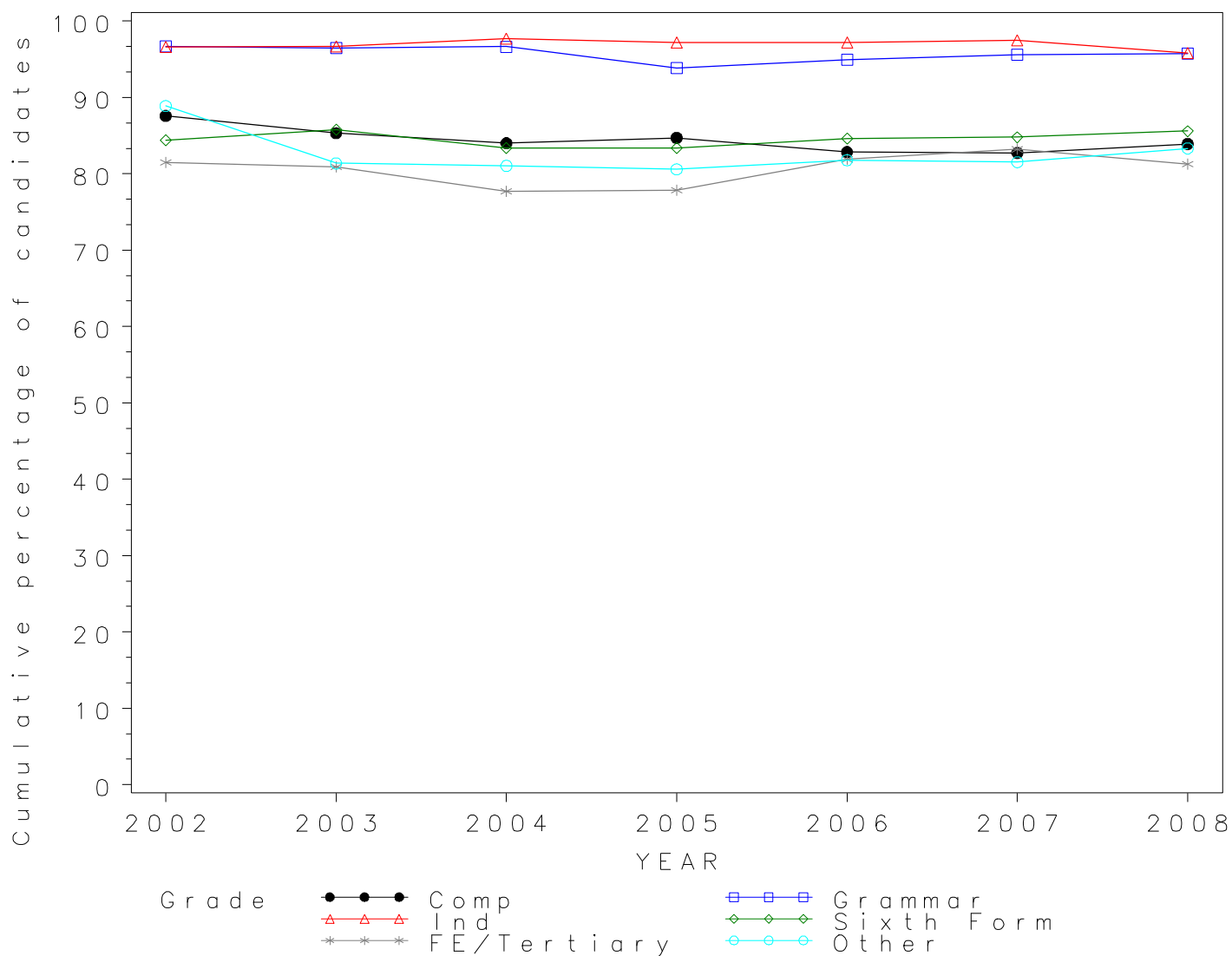
schtype	2002	2003	2004	2005	2006	2007	2008
Comprehensive	87.58	85.32	84.02	84.71	82.86	82.75	83.91
Grammar	96.68	96.45	96.66	93.84	94.95	95.58	95.76
Independent	96.60	96.70	97.70	97.20	97.20	97.50	95.80
Sixth Form	84.40	85.80	83.40	83.40	84.60	84.80	85.60
FE/Tertiary	81.49	80.89	77.73	77.86	81.90	83.21	81.29
Other	88.89	81.37	81.05	80.59	81.79	81.53	83.33

Cumulative Numbers

schtype	2002	2003	2004	2005	2006	2007	2008
Comprehensive	2864	3174	3365	3612	3814	3923	4114
Grammar	786	842	897	960	977	1039	1083
Independent	1325	1460	1568	1537	1624	1601	1636
Sixth Form	1039	1236	1279	1384	1501	1575	1596
FE/Tertiary	731	707	670	612	638	679	691
Other	160	249	278	299	292	256	275

GCE A Level MUSIC 2002–2008

Cumulative % at Grade D by school type



*GCE A Level MUSIC Grade E by school type 2002- 2008
Cumulative Percentages*

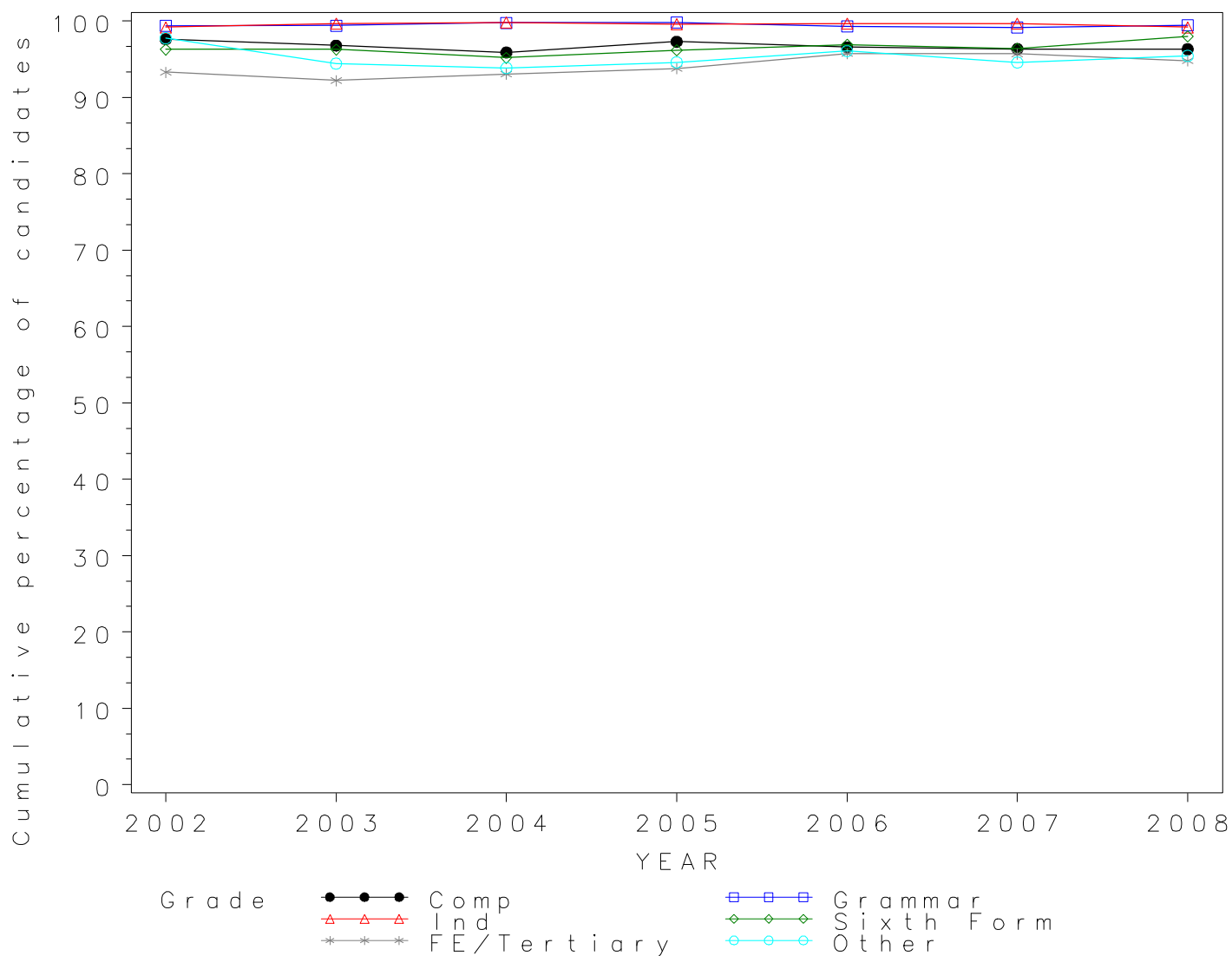
schtype	2002	2003	2004	2005	2006	2007	2008
Comprehensive	97.65	96.80	95.91	97.30	96.59	96.35	96.33
Grammar	99.38	99.43	99.78	99.80	99.32	99.17	99.47
Independent	99.20	99.70	99.80	99.60	99.70	99.70	99.20
Sixth Form	96.30	96.30	95.20	96.20	96.90	96.40	98.00
FE/Tertiary	93.31	92.22	93.04	93.77	95.76	95.71	94.82
Other	97.78	94.44	93.88	94.61	96.08	94.59	95.45

Cumulative Numbers

schtype	2002	2003	2004	2005	2006	2007	2008
Comprehensive	3193	3601	3841	4149	4446	4568	4723
Grammar	808	868	926	1021	1022	1078	1125
Independent	1361	1505	1602	1575	1666	1637	1694
Sixth Form	1185	1387	1459	1596	1719	1790	1828
FE/Tertiary	837	806	802	737	746	781	806
Other	176	289	322	351	343	297	315

GCE A Level MUSIC 2002–2008

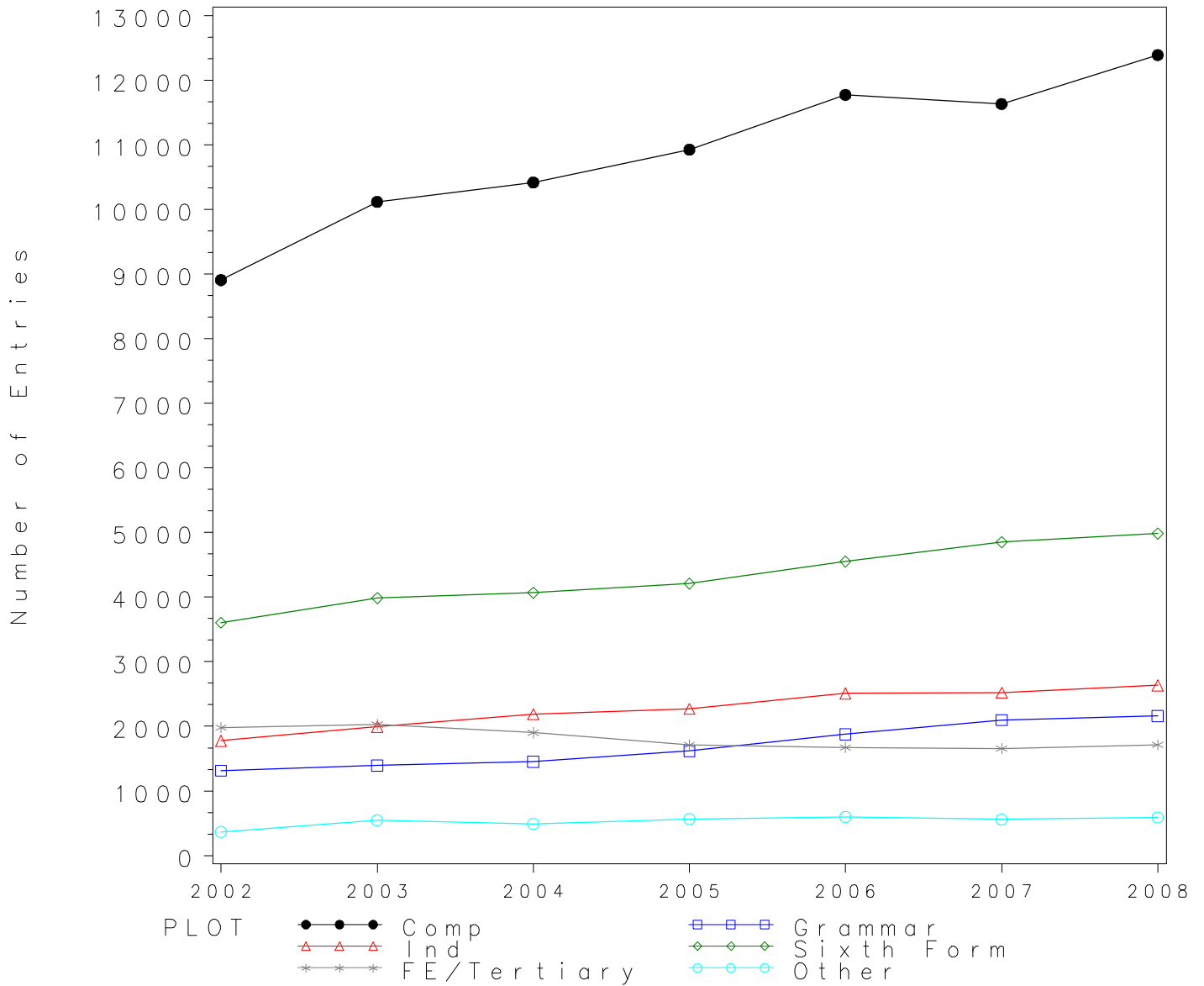
Cumulative % at Grade E by school type



Numbers of GCE A Level entries in PE/SPORT by school type 2002- 2008

schtype	2002	2003	2004	2005	2006	2007	2008
Comprehensive	8908	10120	10420	10927	11774	11633	12391
Grammar	1316	1396	1454	1620	1876	2098	2160
Independent	1778	1993	2190	2274	2510	2524	2636
Sixth Form	3606	3986	4067	4211	4551	4852	4982
FE/Tertiary	1981	2029	1901	1711	1673	1657	1715
Other	367	546	489	567	600	559	590

GCE A Level PE/SPORT Entries by school type 2002—2008



*GCE A Level PE/SPORT Grade A by school type 2002- 2008
Cumulative Percentages*

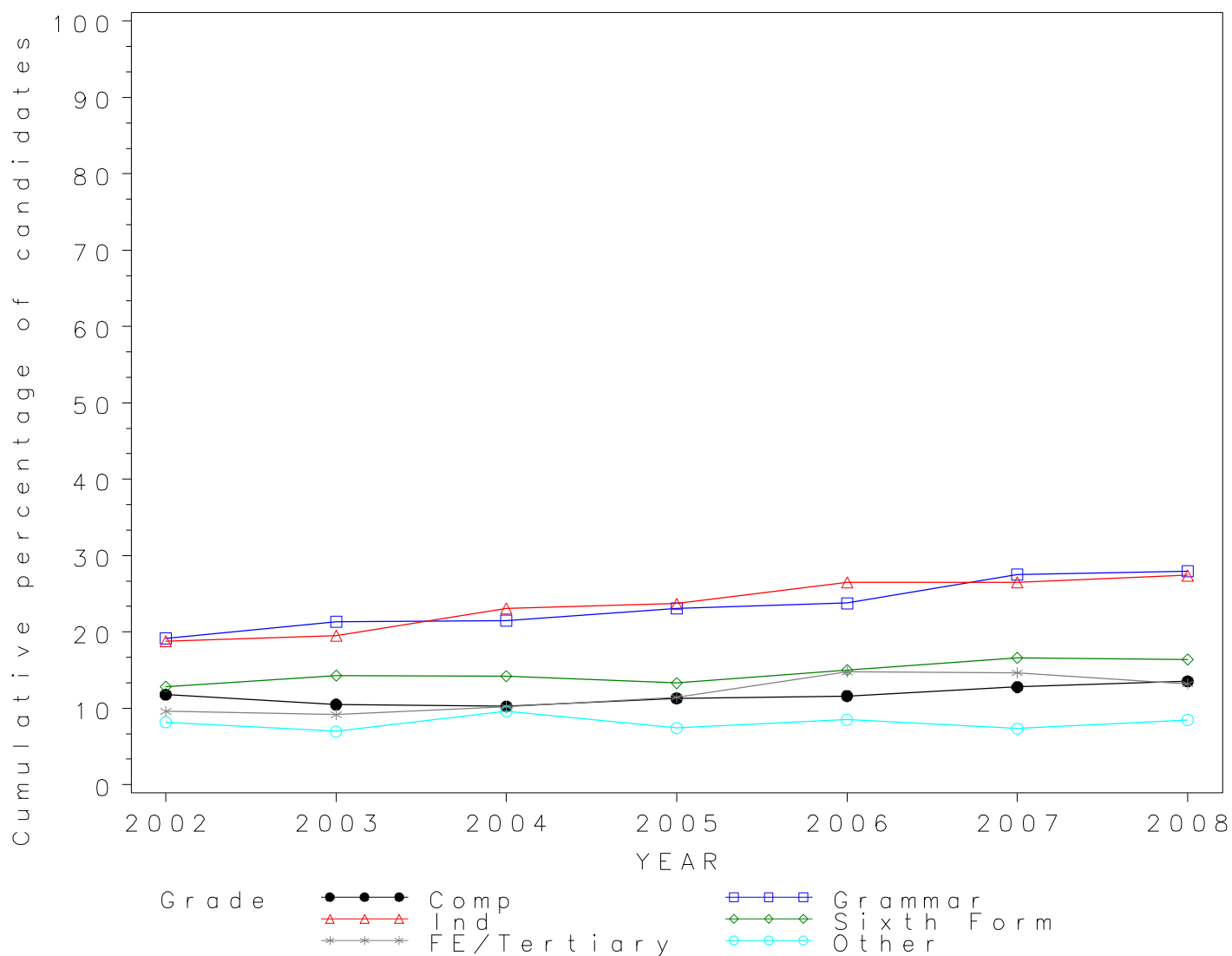
schtype	2002	2003	2004	2005	2006	2007	2008
Comprehensive	11.79	10.48	10.25	11.30	11.61	12.78	13.53
Grammar	19.15	21.35	21.46	23.09	23.77	27.50	27.96
Independent	18.80	19.50	23.10	23.70	26.50	26.50	27.40
Sixth Form	12.80	14.30	14.20	13.30	15.00	16.60	16.40
FE/Tertiary	9.59	9.17	10.21	11.46	14.76	14.67	13.18
Other	8.17	6.96	9.61	7.41	8.50	7.33	8.47

Cumulative Numbers

schtype	2002	2003	2004	2005	2006	2007	2008
Comprehensive	1050	1061	1068	1235	1367	1487	1677
Grammar	252	298	312	374	446	577	604
Independent	334	389	506	539	665	669	722
Sixth Form	462	570	578	560	683	805	817
FE/Tertiary	190	186	194	196	247	243	226
Other	30	38	47	42	51	41	50

GCE A Level PE/SPORT 2002–2008

Cumulative % at Grade A by school type



*GCE A Level PE/SPORT Grade B by school type 2002- 2008
Cumulative Percentages*

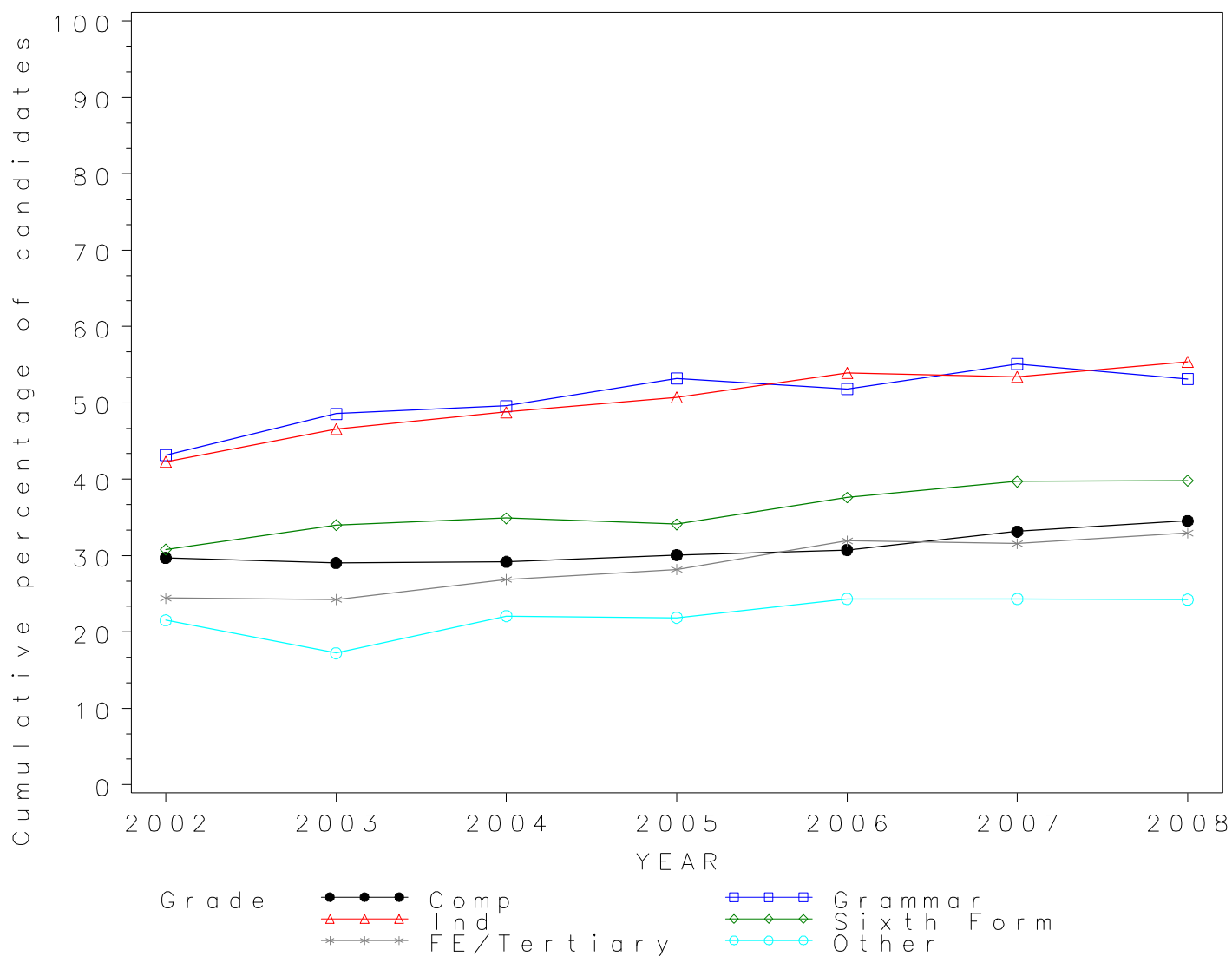
schtype	2002	2003	2004	2005	2006	2007	2008
Comprehensive	29.69	29.03	29.18	30.07	30.74	33.15	34.53
Grammar	43.16	48.57	49.59	53.21	51.81	55.10	53.10
Independent	42.30	46.60	48.80	50.70	53.90	53.40	55.40
Sixth Form	30.80	34.00	34.90	34.10	37.60	39.70	39.80
FE/Tertiary	24.43	24.25	26.88	28.17	31.92	31.56	32.94
Other	21.53	17.22	22.09	21.87	24.33	24.33	24.24

Cumulative Numbers

schtype	2002	2003	2004	2005	2006	2007	2008
Comprehensive	2645	2938	3041	3286	3619	3856	4279
Grammar	568	678	721	862	972	1156	1147
Independent	752	929	1069	1153	1353	1348	1460
Sixth Form	1111	1355	1419	1436	1711	1926	1983
FE/Tertiary	484	492	511	482	534	523	565
Other	79	94	108	124	146	136	143

GCE A Level PE/SPORT 2002–2008

Cumulative % at Grade B by school type



*GCE A Level PE/SPORT Grade C by school type 2002- 2008
Cumulative Percentages*

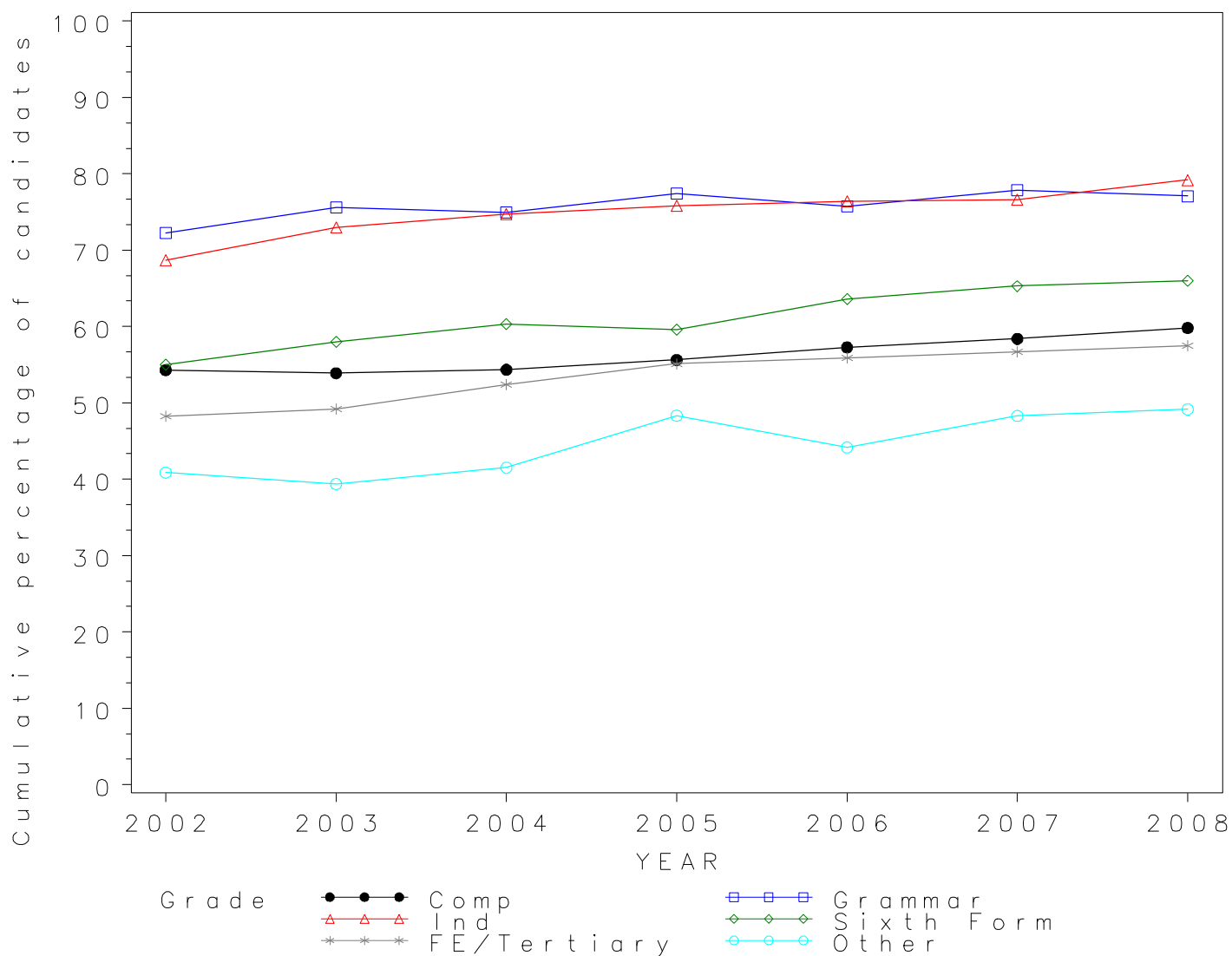
schtype	2002	2003	2004	2005	2006	2007	2008
Comprehensive	54.30	53.89	54.35	55.62	57.27	58.39	59.82
Grammar	72.26	75.57	74.97	77.41	75.75	77.84	77.08
Independent	68.70	73.00	74.70	75.80	76.40	76.60	79.20
Sixth Form	55.00	58.00	60.30	59.60	63.60	65.30	66.00
FE/Tertiary	48.26	49.19	52.39	55.11	55.89	56.67	57.49
Other	40.87	39.38	41.51	48.32	44.17	48.30	49.15

Cumulative Numbers

schtype	2002	2003	2004	2005	2006	2007	2008
Comprehensive	4837	5454	5663	6078	6743	6792	7412
Grammar	951	1055	1090	1254	1421	1633	1665
Independent	1221	1455	1636	1724	1918	1933	2088
Sixth Form	1983	2312	2452	2510	2894	3168	3288
FE/Tertiary	956	998	996	943	935	939	986
Other	150	215	203	274	265	270	290

GCE A Level PE/SPORT 2002–2008

Cumulative % at Grade C by school type



*GCE A Level PE/SPORT Grade D by school type 2002- 2008
Cumulative Percentages*

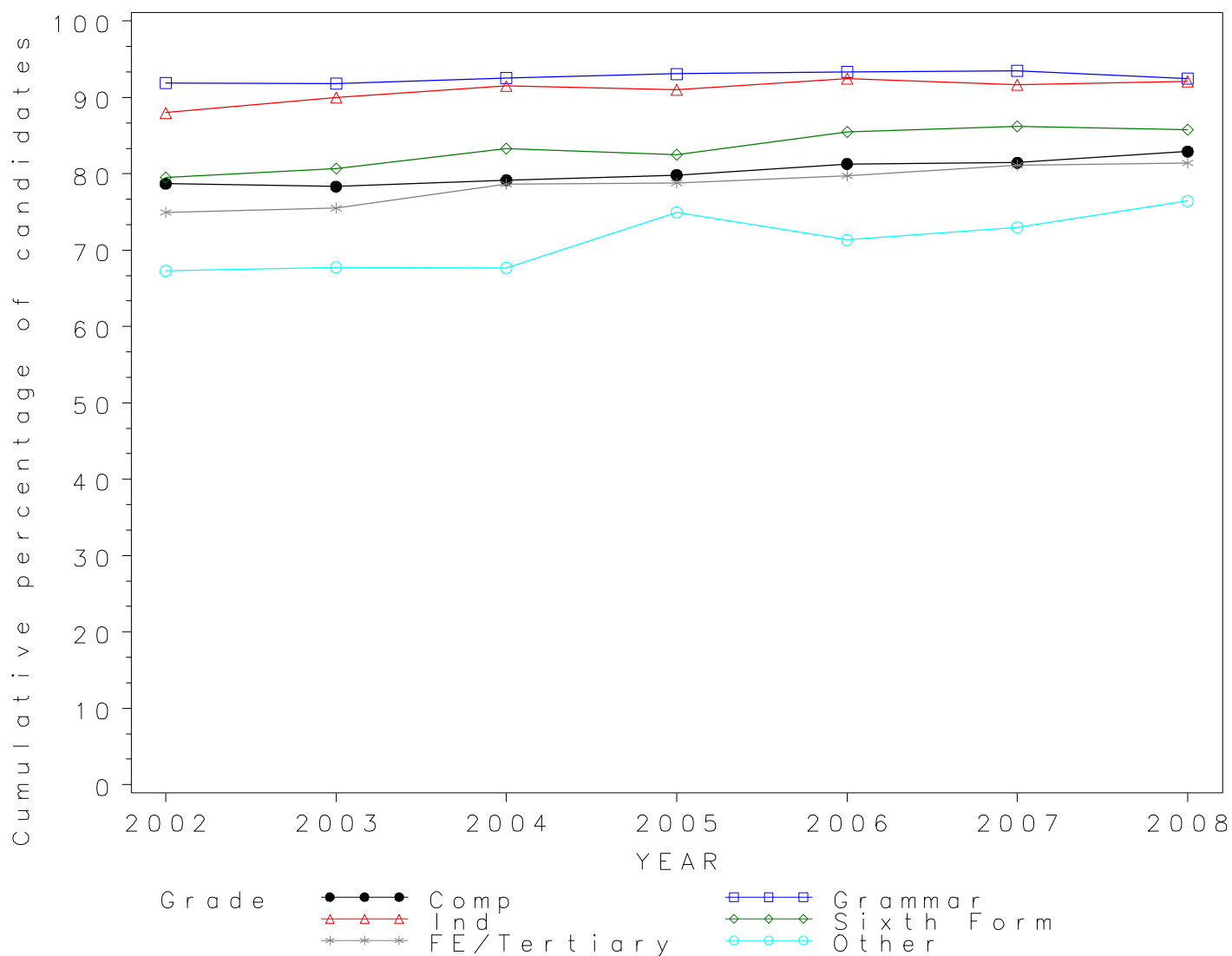
schtype	2002	2003	2004	2005	2006	2007	2008
Comprehensive	78.70	78.33	79.17	79.84	81.30	81.45	82.92
Grammar	91.87	91.83	92.57	93.09	93.34	93.47	92.45
Independent	88.00	90.00	91.50	91.00	92.50	91.70	92.10
Sixth Form	79.50	80.70	83.30	82.50	85.50	86.20	85.80
FE/Tertiary	74.96	75.51	78.64	78.78	79.74	81.11	81.40
Other	67.30	67.77	67.69	74.96	71.33	72.99	76.44

Cumulative Numbers

schtype	2002	2003	2004	2005	2006	2007	2008
Comprehensive	7011	7927	8249	8724	9572	9475	10274
Grammar	1209	1282	1346	1508	1751	1961	1997
Independent	1565	1794	2004	2069	2322	2315	2428
Sixth Form	2867	3217	3388	3474	3891	4182	4275
FE/Tertiary	1485	1532	1495	1348	1334	1344	1396
Other	247	370	331	425	428	408	451

GCE A Level PE/SPORT 2002–2008

Cumulative % at Grade D by school type



*GCE A Level PE/SPORT Grade E by school type 2002- 2008
Cumulative Percentages*

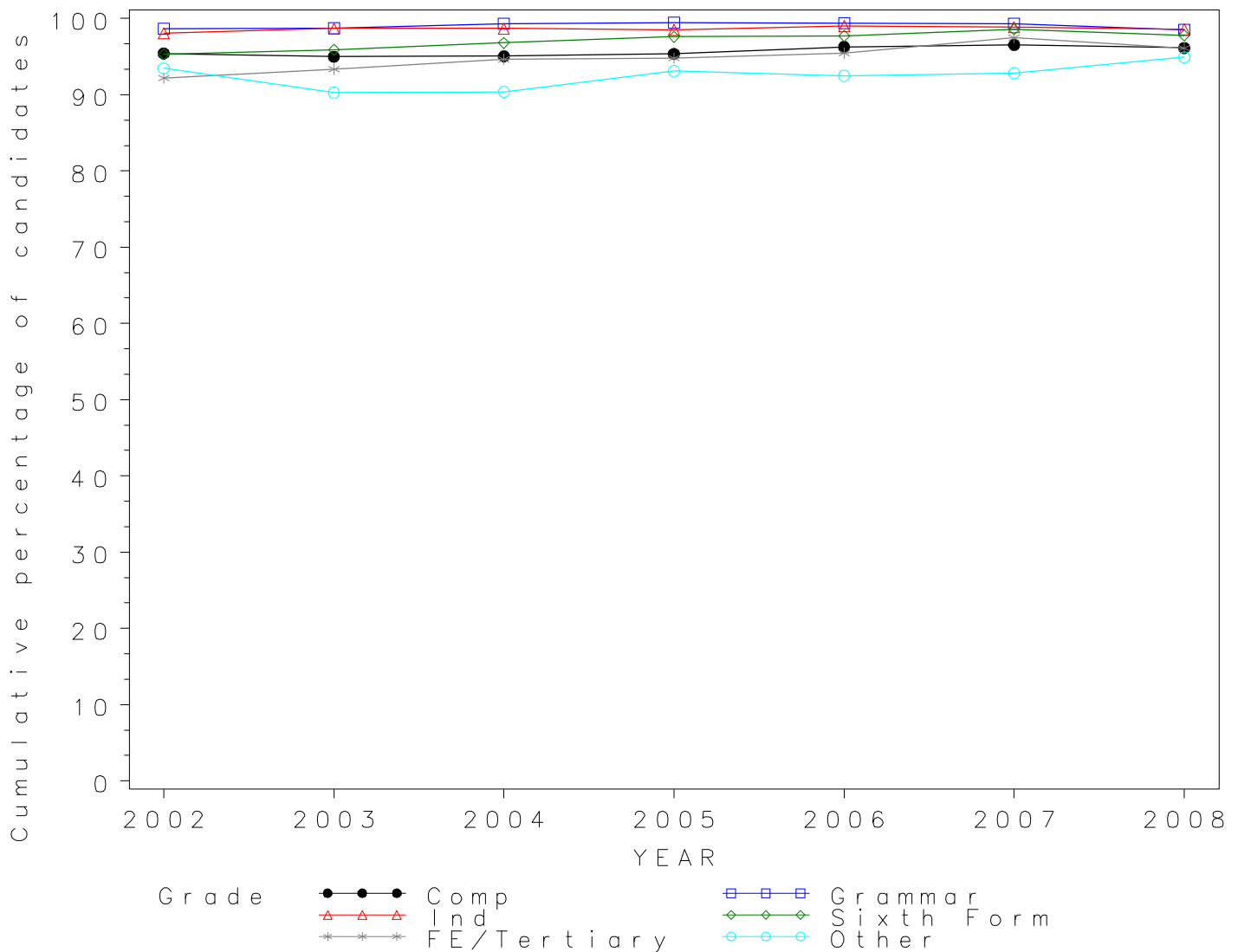
schtype	2002	2003	2004	2005	2006	2007	2008
Comprehensive	95.41	94.99	95.05	95.36	96.27	96.54	96.14
Grammar	98.63	98.71	99.31	99.44	99.36	99.29	98.52
Independent	98.10	98.70	98.70	98.50	99.00	98.90	98.60
Sixth Form	95.30	95.90	96.80	97.60	97.70	98.60	97.80
FE/Tertiary	92.18	93.35	94.63	94.80	95.46	97.47	96.09
Other	93.46	90.29	90.39	93.12	92.50	92.84	94.92

Cumulative Numbers

schtype	2002	2003	2004	2005	2006	2007	2008
Comprehensive	8499	9613	9904	10420	11335	11231	11913
Grammar	1298	1378	1444	1611	1864	2083	2128
Independent	1744	1967	2162	2240	2485	2496	2599
Sixth Form	3437	3823	3937	4110	4446	4784	4872
FE/Tertiary	1826	1894	1799	1622	1597	1615	1648
Other	343	493	442	528	555	519	560

GCE A Level PE/SPORT 2002–2008

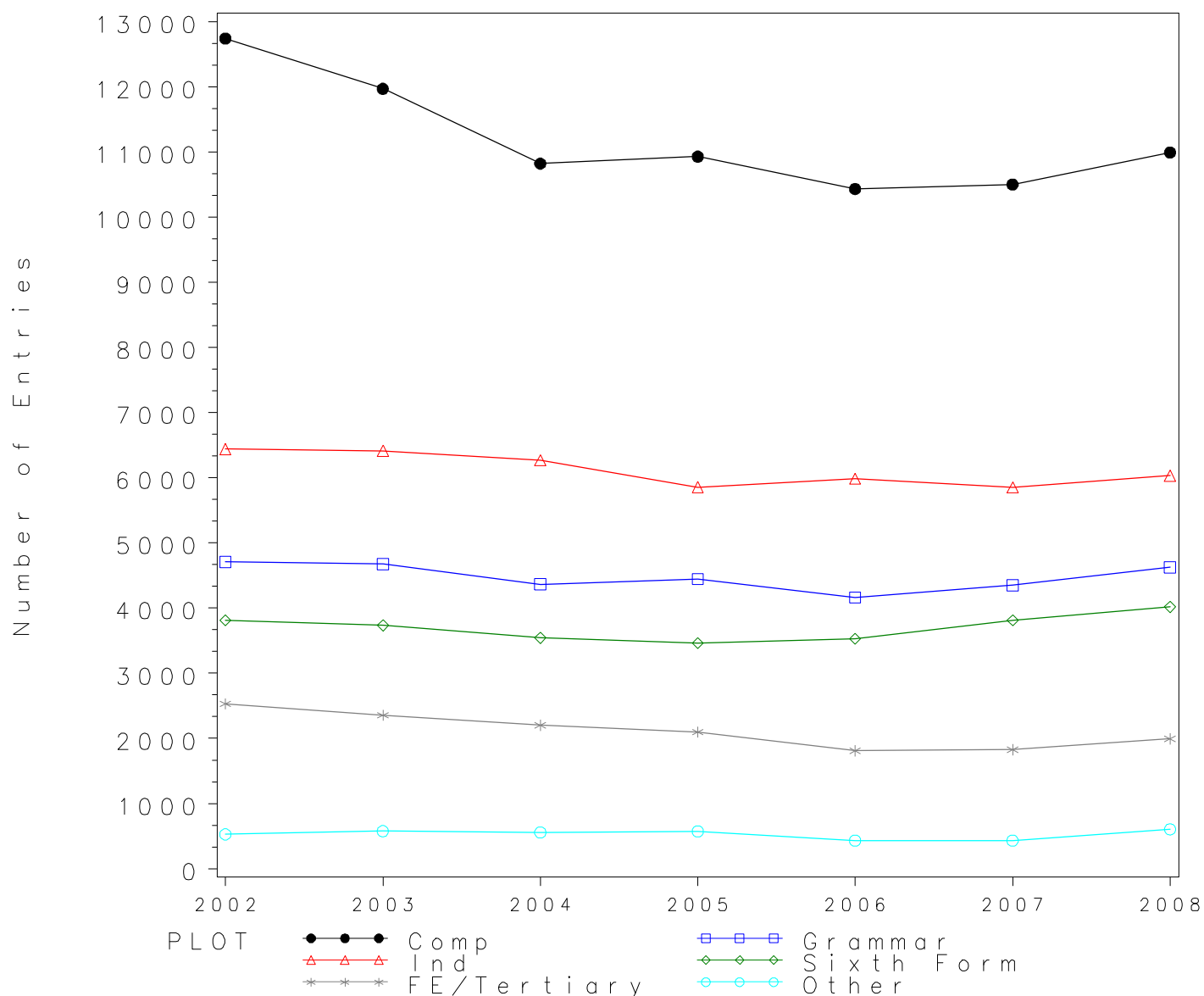
Cumulative % at Grade E by school type



Numbers of GCE A Level entries in PHYSICS by school type 2002- 2008

schtype	2002	2003	2004	2005	2006	2007	2008
Comprehensive	12742	11971	10823	10930	10433	10503	10994
Grammar	4710	4678	4365	4447	4162	4349	4628
Independent	6443	6414	6270	5856	5988	5855	6032
Sixth Form	3813	3733	3543	3465	3530	3815	4018
FE/Tertiary	2532	2357	2202	2097	1810	1827	1994
Other	528	577	557	575	433	433	605

GCE A Level PHYSICS Entries by school type 2002–2008



*GCE A Level PHYSICS Grade A by school type 2002- 2008
Cumulative Percentages*

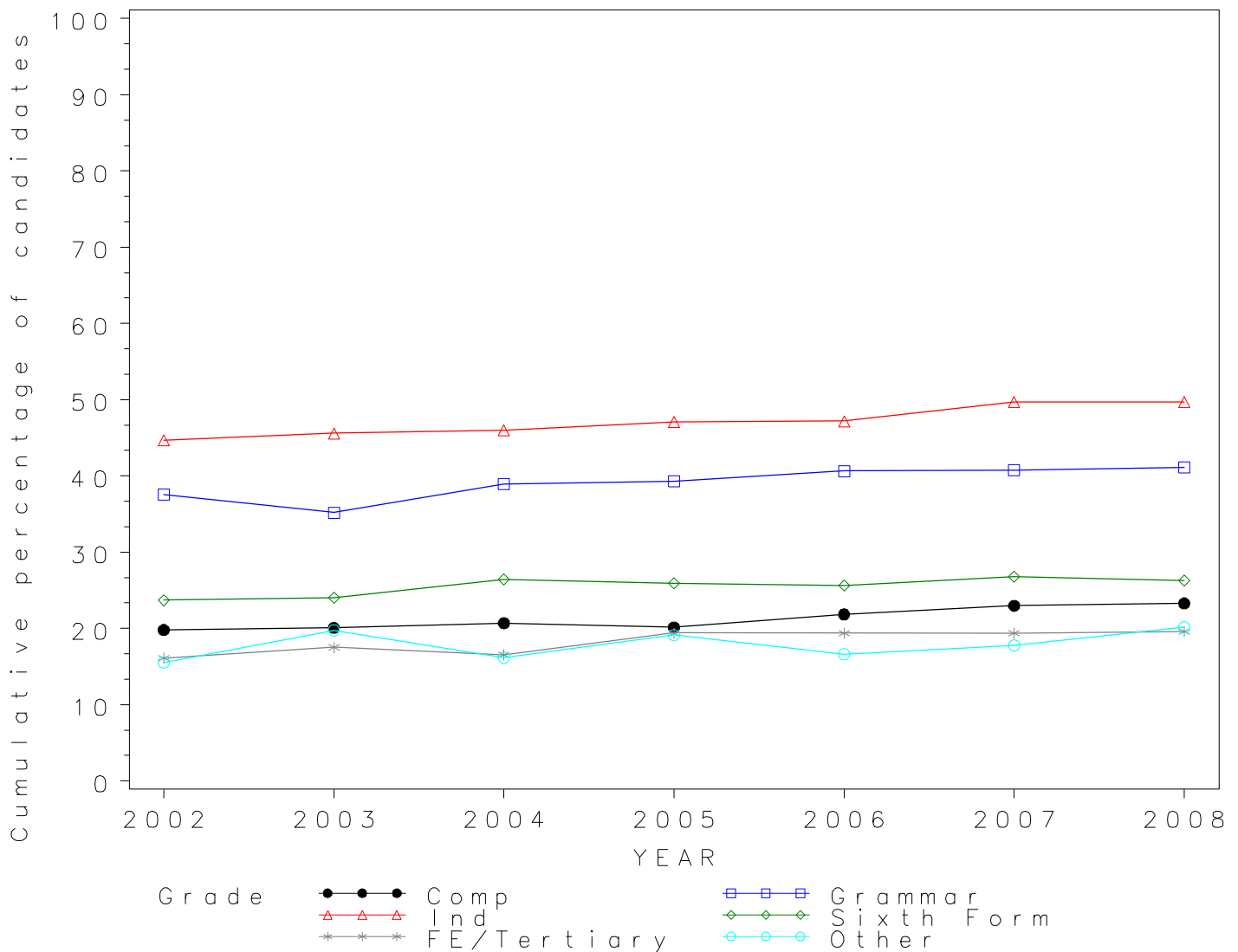
schtype	2002	2003	2004	2005	2006	2007	2008
Comprehensive	19.79	20.07	20.69	20.14	21.84	22.97	23.29
Grammar	37.56	35.19	38.95	39.28	40.65	40.77	41.12
Independent	44.70	45.60	46.00	47.10	47.20	49.70	49.70
Sixth Form	23.70	24.00	26.40	25.90	25.60	26.80	26.30
FE/Tertiary	16.11	17.52	16.53	19.41	19.39	19.38	19.61
Other	15.53	19.76	16.16	19.13	16.63	17.78	20.17

Cumulative Numbers

schtype	2002	2003	2004	2005	2006	2007	2008
Comprehensive	2522	2403	2239	2201	2279	2413	2560
Grammar	1769	1646	1700	1747	1692	1773	1903
Independent	2880	2925	2884	2758	2826	2910	2998
Sixth Form	904	896	935	897	904	1022	1057
FE/Tertiary	408	413	364	407	351	354	391
Other	82	114	90	110	72	77	122

GCE A Level PHYSICS 2002–2008

Cumulative % at Grade A by school type



*GCE A Level PHYSICS Grade B by school type 2002-2008
Cumulative Percentages*

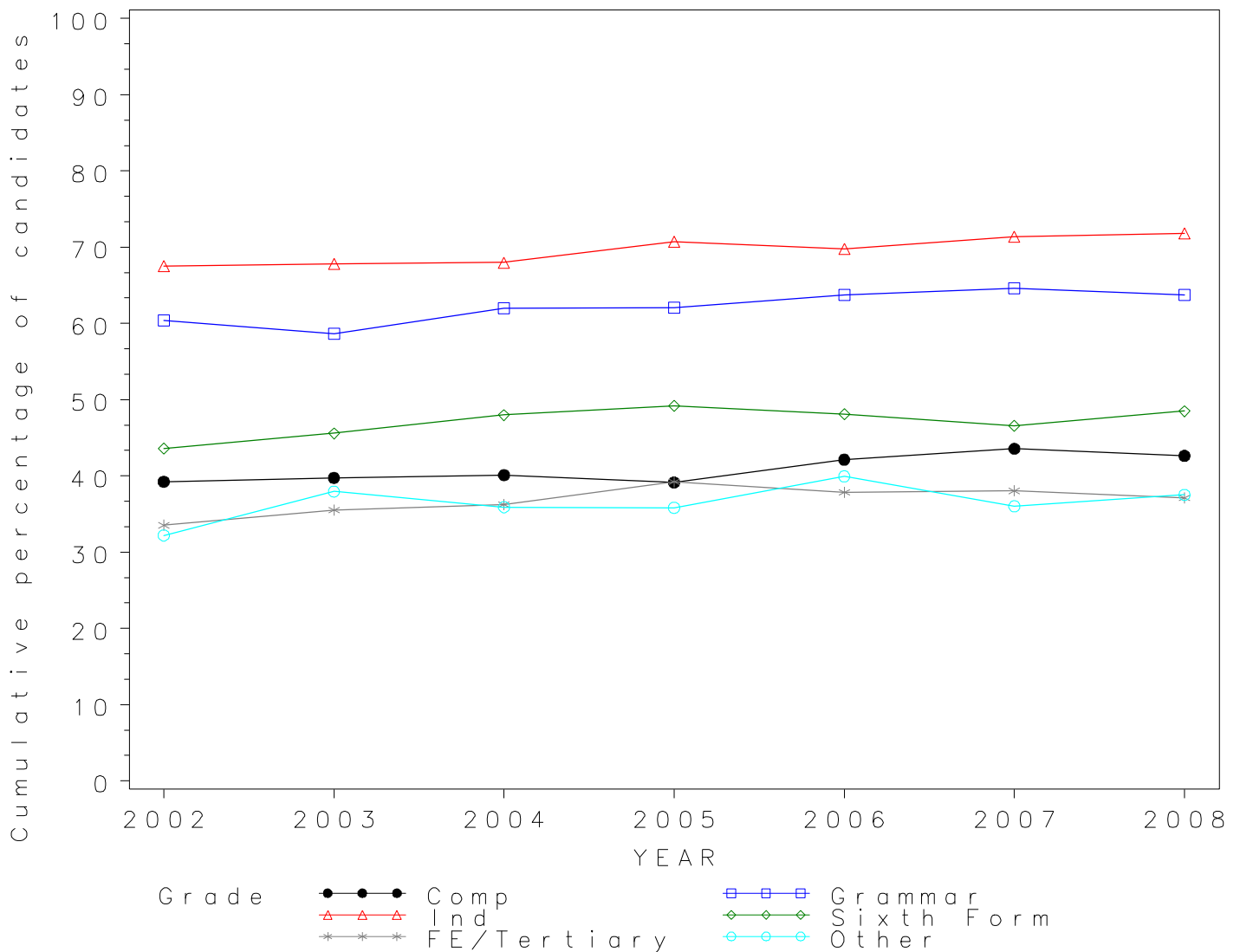
schtype	2002	2003	2004	2005	2006	2007	2008
Comprehensive	39.24	39.75	40.11	39.15	42.14	43.57	42.64
Grammar	60.38	58.64	62.02	62.09	63.74	64.64	63.72
Independent	67.50	67.80	68.00	70.70	69.80	71.40	71.80
Sixth Form	43.60	45.60	48.00	49.20	48.10	46.60	48.50
FE/Tertiary	33.53	35.51	36.24	39.25	37.85	38.04	37.11
Other	32.20	37.95	35.91	35.83	39.95	36.03	37.52

Cumulative Numbers

schtype	2002	2003	2004	2005	2006	2007	2008
Comprehensive	5000	4758	4341	4279	4396	4576	4688
Grammar	2844	2743	2707	2761	2653	2811	2949
Independent	4349	4349	4264	4140	4180	4180	4331
Sixth Form	1662	1702	1701	1705	1698	1778	1949
FE/Tertiary	849	837	798	823	685	695	740
Other	170	219	200	206	173	156	227

GCE A Level PHYSICS 2002–2008

Cumulative % at Grade B by school type



*GCE A Level PHYSICS Grade C by school type 2002- 2008
Cumulative Percentages*

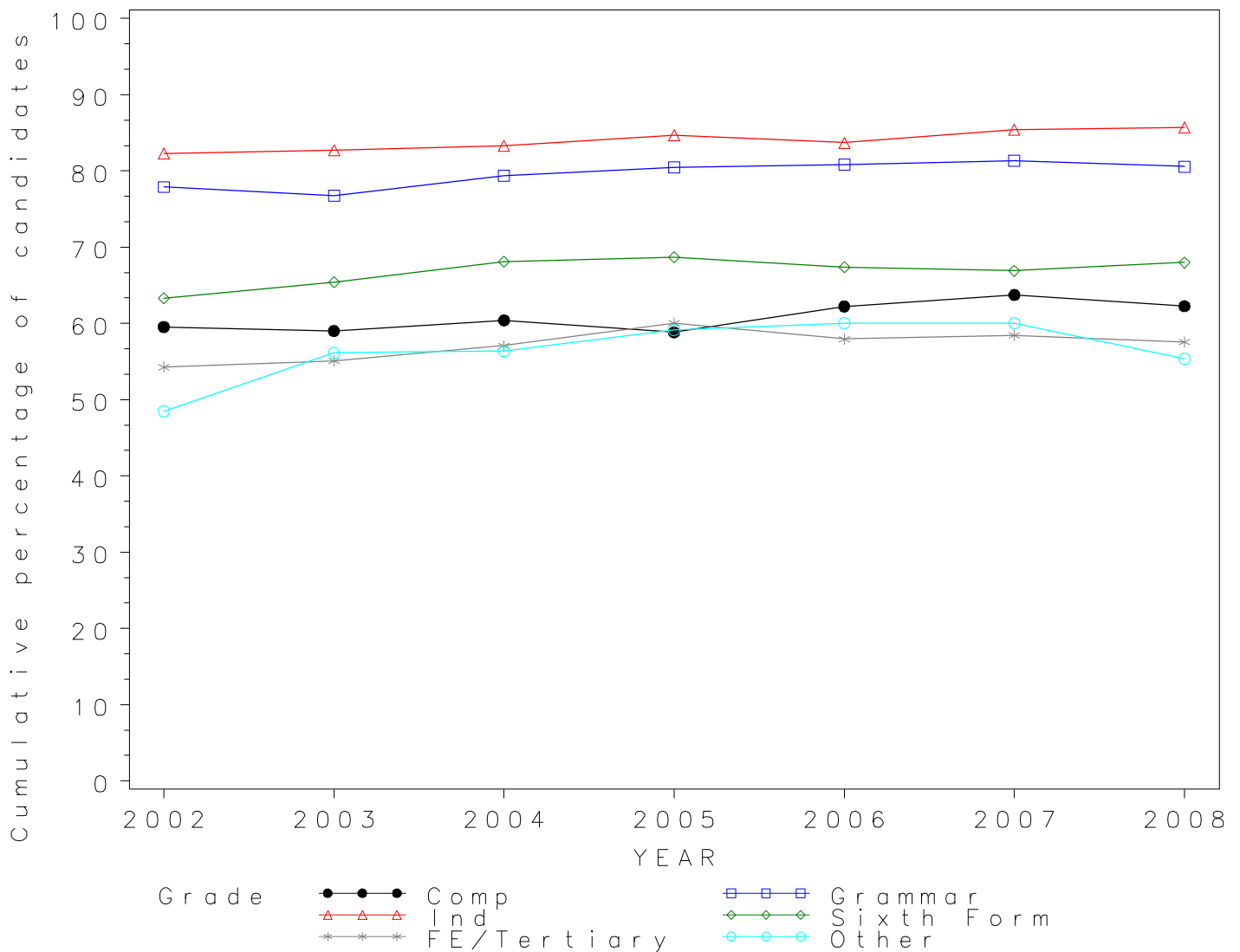
schtype	2002	2003	2004	2005	2006	2007	2008
Comprehensive	59.54	59.02	60.41	58.84	62.24	63.74	62.26
Grammar	77.90	76.76	79.40	80.46	80.83	81.33	80.57
Independent	82.30	82.70	83.30	84.70	83.70	85.40	85.70
Sixth Form	63.30	65.40	68.10	68.70	67.40	66.90	68.00
FE/Tertiary	54.27	55.07	57.08	60.04	57.96	58.46	57.57
Other	48.48	56.15	56.37	59.13	60.05	60.05	55.37

Cumulative Numbers

schtype	2002	2003	2004	2005	2006	2007	2008
Comprehensive	7587	7065	6538	6431	6493	6695	6845
Grammar	3669	3591	3466	3578	3364	3537	3729
Independent	5303	5304	5223	4960	5012	5000	5169
Sixth Form	2414	2441	2413	2380	2379	2552	2732
FE/Tertiary	1374	1298	1257	1259	1049	1068	1148
Other	256	324	314	340	260	260	335

GCE A Level PHYSICS 2002–2008

Cumulative % at Grade C by school type



*GCE A Level PHYSICS Grade D by school type 2002-2008
Cumulative Percentages*

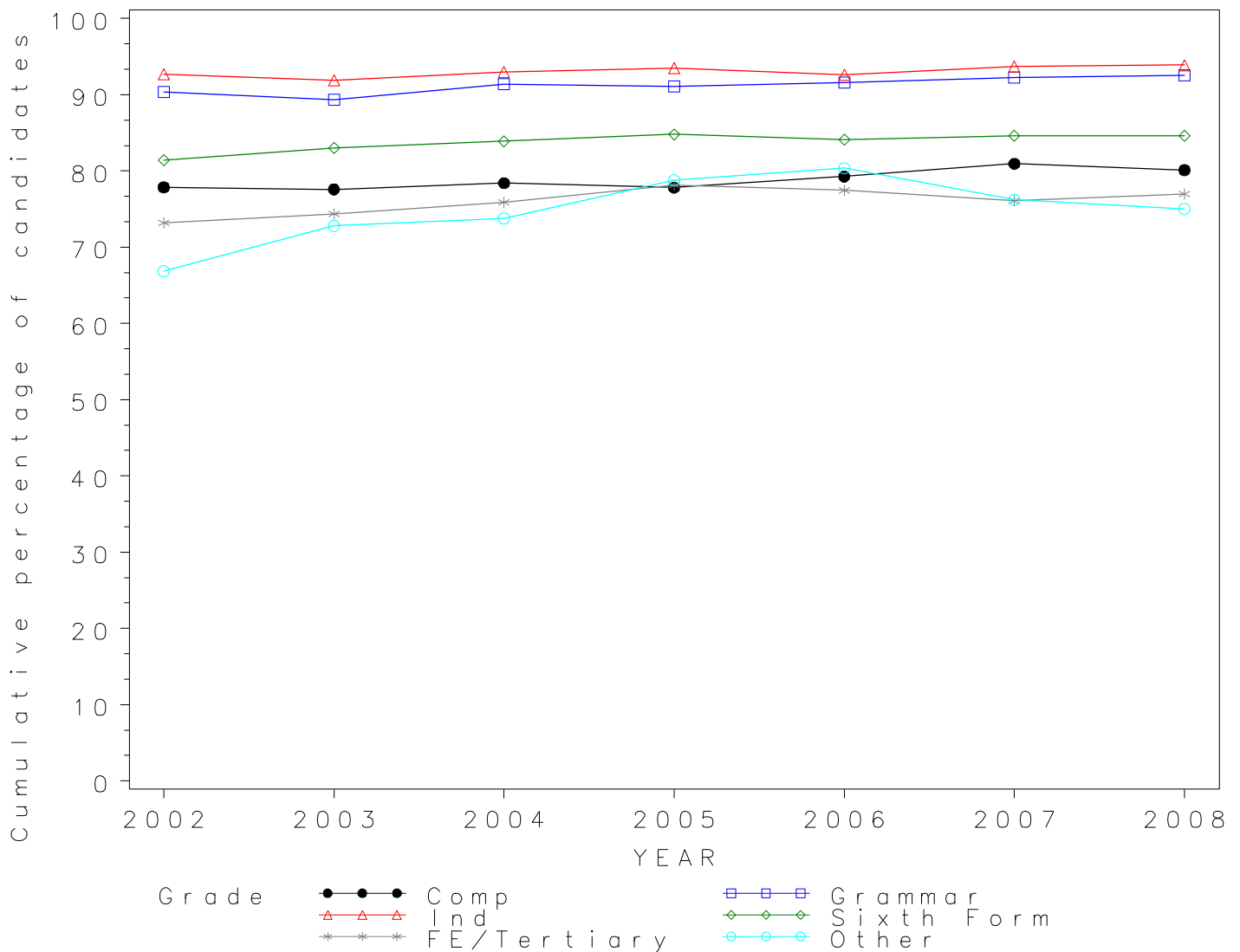
schtype	2002	2003	2004	2005	2006	2007	2008
Comprehensive	77.86	77.59	78.41	77.82	79.27	80.95	80.12
Grammar	90.34	89.33	91.39	91.12	91.61	92.25	92.57
Independent	92.70	91.90	93.00	93.50	92.60	93.70	93.90
Sixth Form	81.40	83.00	83.90	84.80	84.10	84.60	84.60
FE/Tertiary	73.18	74.37	75.89	78.16	77.46	76.08	76.98
Other	66.86	72.79	73.79	78.78	80.37	76.21	75.04

Cumulative Numbers

schtype	2002	2003	2004	2005	2006	2007	2008
Comprehensive	9921	9288	8486	8506	8270	8502	8808
Grammar	4255	4179	3989	4052	3813	4012	4284
Independent	5973	5894	5831	5475	5545	5486	5664
Sixth Form	3104	3098	2973	2938	2969	3227	3399
FE/Tertiary	1853	1753	1671	1639	1402	1390	1535
Other	353	420	411	453	348	330	454

GCE A Level PHYSICS 2002–2008

Cumulative % at Grade D by school type



*GCE A Level PHYSICS Grade E by school type 2002- 2008
Cumulative Percentages*

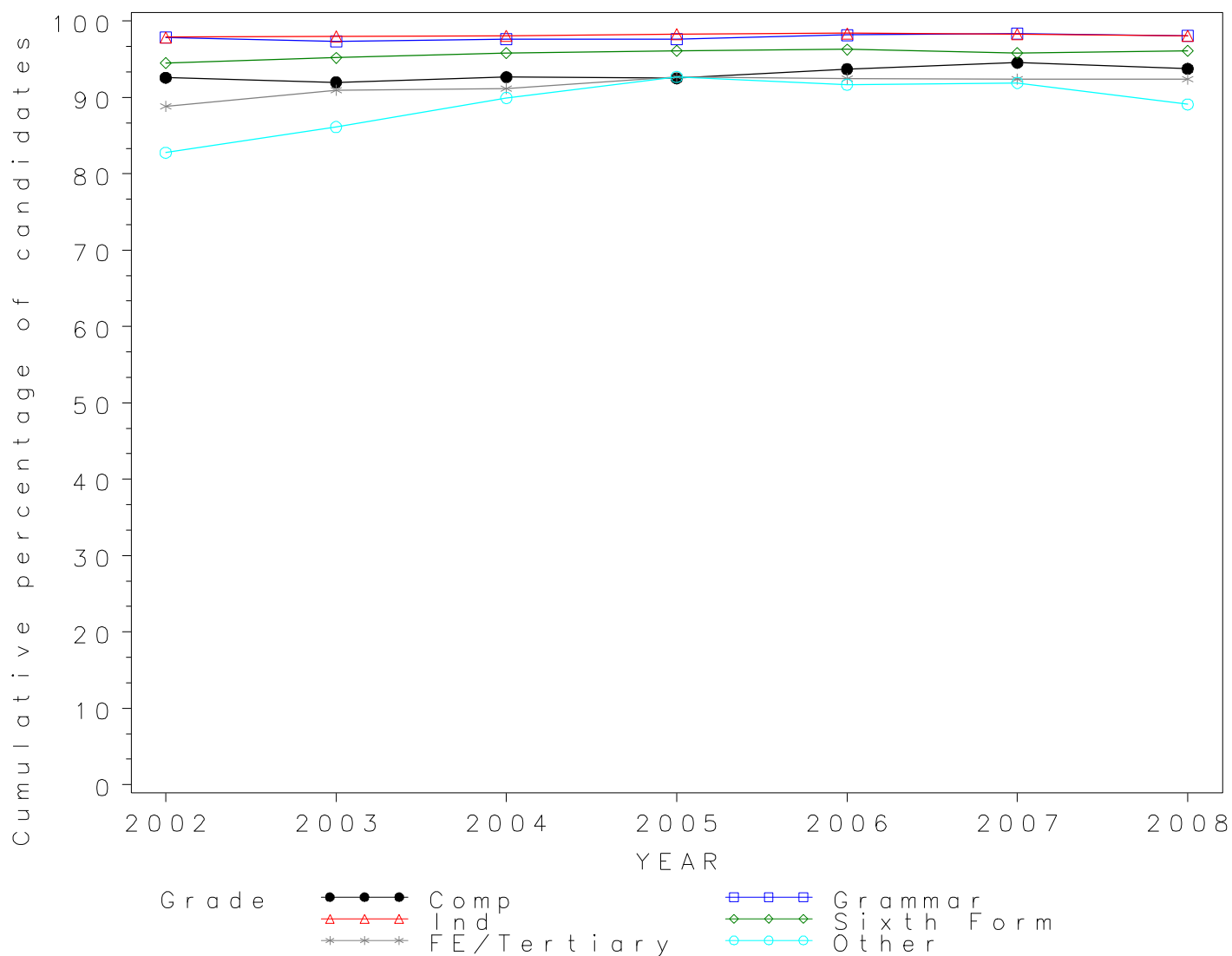
schtype	2002	2003	2004	2005	2006	2007	2008
Comprehensive	92.58	91.98	92.67	92.52	93.71	94.54	93.76
Grammar	97.83	97.33	97.66	97.62	98.17	98.37	98.10
Independent	97.90	98.00	98.10	98.30	98.40	98.30	98.10
Sixth Form	94.50	95.20	95.80	96.10	96.30	95.80	96.10
FE/Tertiary	88.82	90.96	91.19	92.70	92.49	92.39	92.43
Other	82.77	86.14	89.95	92.70	91.69	91.92	89.09

Cumulative Numbers

schtype	2002	2003	2004	2005	2006	2007	2008
Comprehensive	11797	11011	10030	10112	9777	9930	10308
Grammar	4608	4553	4263	4341	4086	4278	4540
Independent	6308	6286	6151	5756	5892	5755	5917
Sixth Form	3603	3554	3394	3330	3399	3655	3861
FE/Tertiary	2249	2144	2008	1944	1674	1688	1843
Other	437	497	501	533	397	398	539

GCE A Level PHYSICS 2002–2008

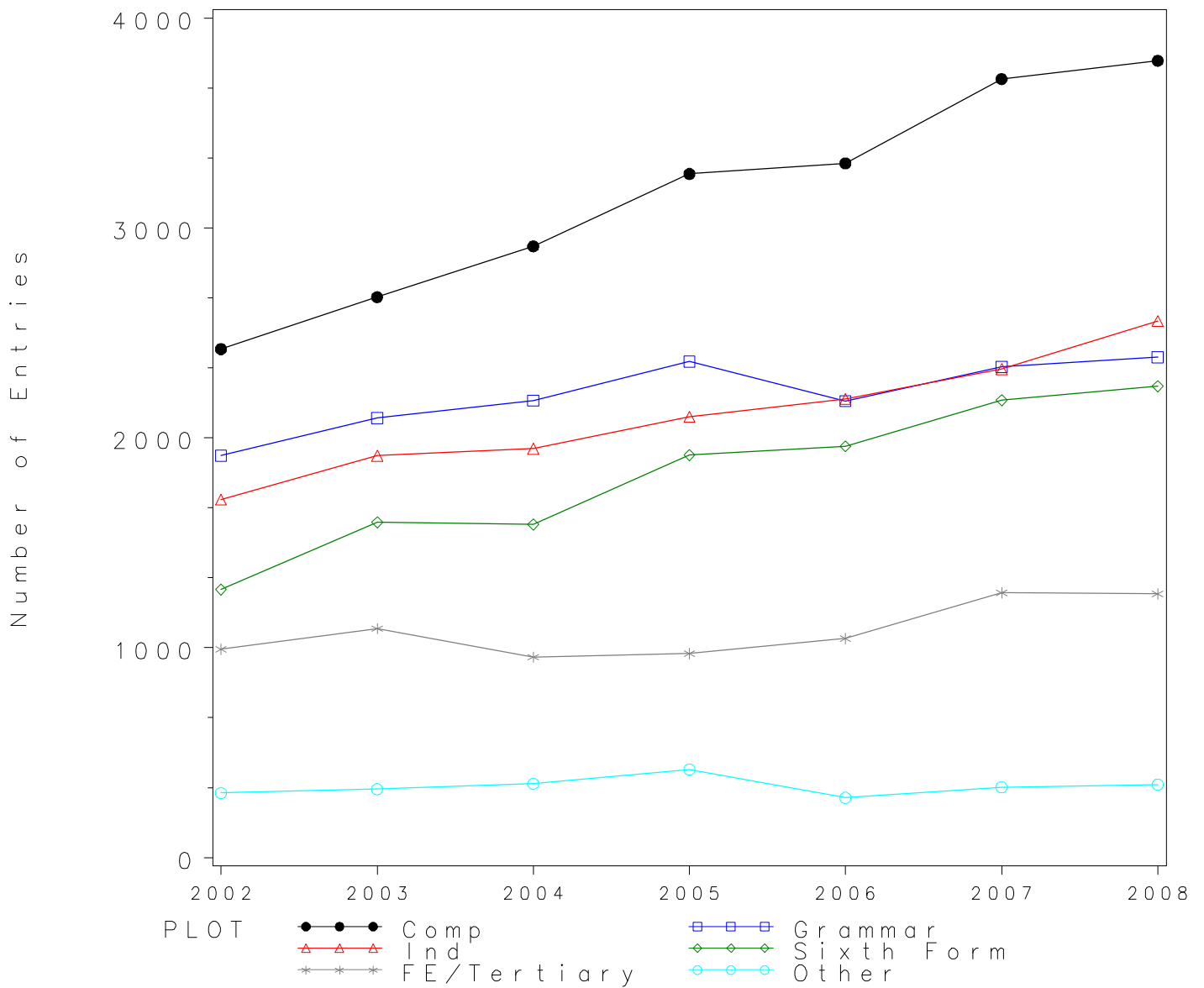
Cumulative % at Grade E by school type



Numbers of GCE A Level entries in POLITICAL STUDIES by school type 2002- 2008

sctype	2002	2003	2004	2005	2006	2007	2008
Comprehensive	2423	2671	2913	3258	3308	3710	3797
Grammar	1916	2095	2178	2364	2175	2339	2385
Independent	1706	1915	1949	2101	2186	2328	2557
Sixth Form	1277	1597	1587	1918	1960	2179	2246
FE/Tertiary	993	1091	956	972	1044	1262	1257
Other	308	326	352	420	285	335	348

GCE A Level POLITICAL STUDIES Entries by school type 2002–2008



*GCE A Level POLITICAL STUDIES Grade A by school type 2002- 2008
Cumulative Percentages*

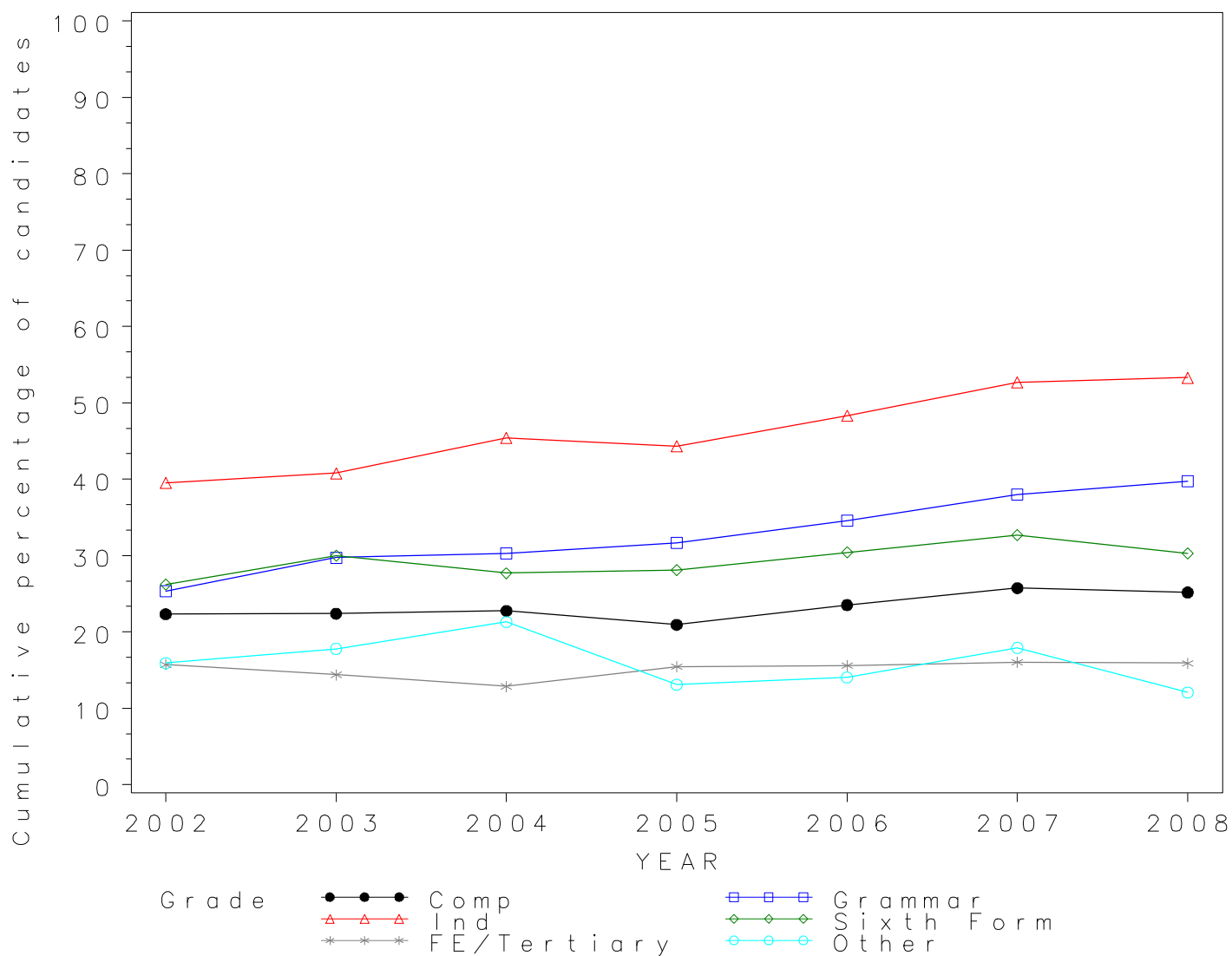
schtype	2002	2003	2004	2005	2006	2007	2008
Comprehensive	22.33	22.39	22.76	20.93	23.52	25.74	25.18
Grammar	25.31	29.74	30.26	31.68	34.57	37.96	39.75
Independent	39.50	40.80	45.40	44.30	48.30	52.70	53.30
Sixth Form	26.20	30.00	27.70	28.10	30.40	32.70	30.30
FE/Tertiary	15.71	14.39	12.87	15.43	15.61	16.01	15.91
Other	15.91	17.79	21.31	13.10	14.04	17.91	12.07

Cumulative Numbers

schtype	2002	2003	2004	2005	2006	2007	2008
Comprehensive	541	598	663	682	778	955	956
Grammar	485	623	659	749	752	888	948
Independent	674	781	885	931	1056	1227	1363
Sixth Form	335	479	440	539	596	713	681
FE/Tertiary	156	157	123	150	163	202	200
Other	49	58	75	55	40	60	42

GCE A Level POLITICAL STUDIES 2002–2008

Cumulative % at Grade A by school type



*GCE A Level POLITICAL STUDIES Grade B by school type 2002- 2008
Cumulative Percentages*

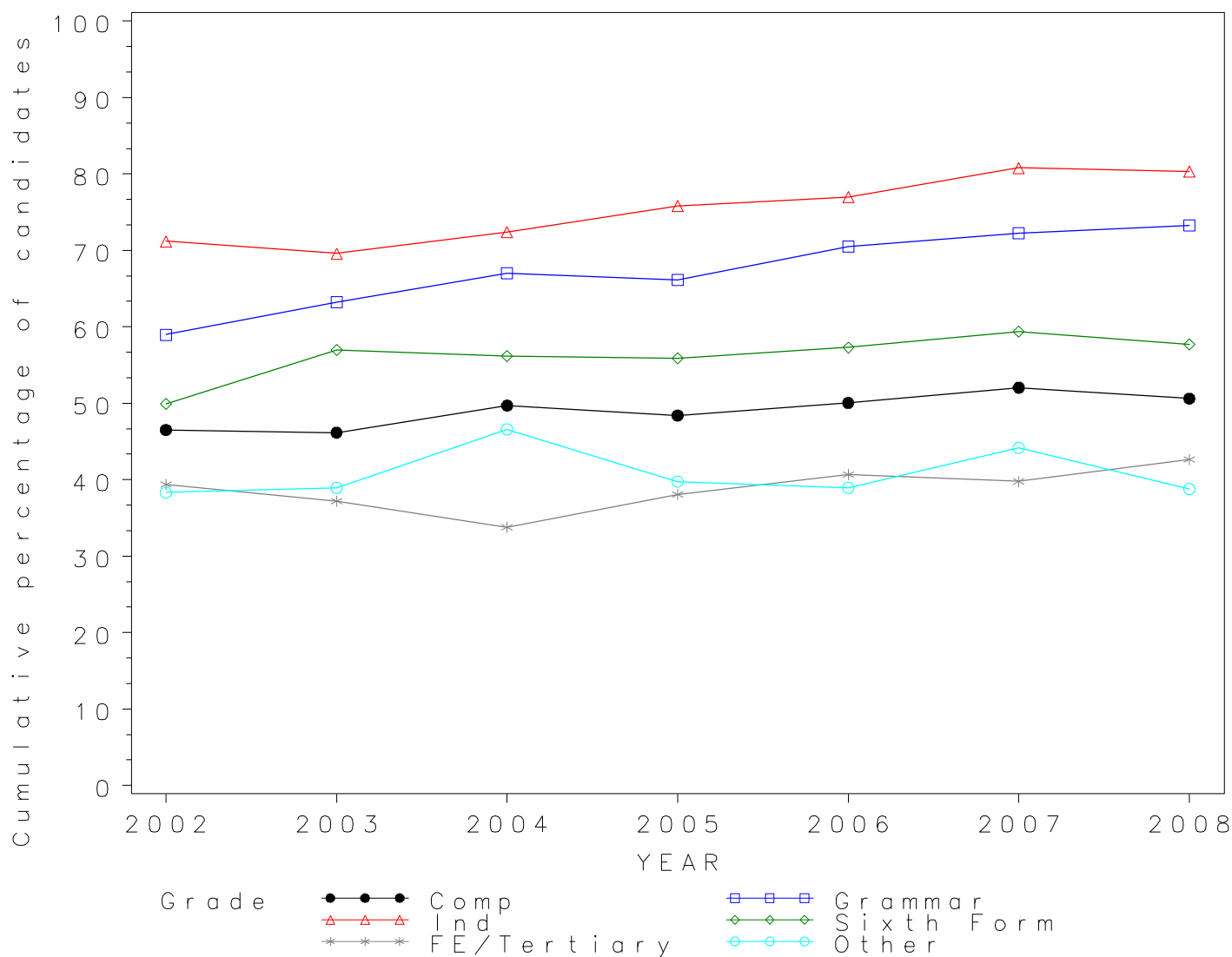
schtype	2002	2003	2004	2005	2006	2007	2008
Comprehensive	46.51	46.16	49.71	48.40	50.06	52.05	50.62
Grammar	58.98	63.25	67.03	66.12	70.48	72.25	73.25
Independent	71.20	69.60	72.40	75.80	77.00	80.80	80.30
Sixth Form	49.90	57.00	56.20	55.90	57.30	59.40	57.70
FE/Tertiary	39.38	37.21	33.79	38.07	40.71	39.78	42.64
Other	38.31	38.96	46.59	39.76	38.95	44.18	38.79

Cumulative Numbers

schtype	2002	2003	2004	2005	2006	2007	2008
Comprehensive	1127	1233	1448	1577	1656	1931	1922
Grammar	1130	1325	1460	1563	1533	1690	1747
Independent	1215	1333	1411	1593	1683	1881	2053
Sixth Form	637	910	892	1072	1123	1294	1296
FE/Tertiary	391	406	323	370	425	502	536
Other	118	127	164	167	111	148	135

GCE A Level POLITICAL STUDIES 2002–2008

Cumulative % at Grade B by school type



*GCE A Level POLITICAL STUDIES Grade C by school type 2002- 2008
Cumulative Percentages*

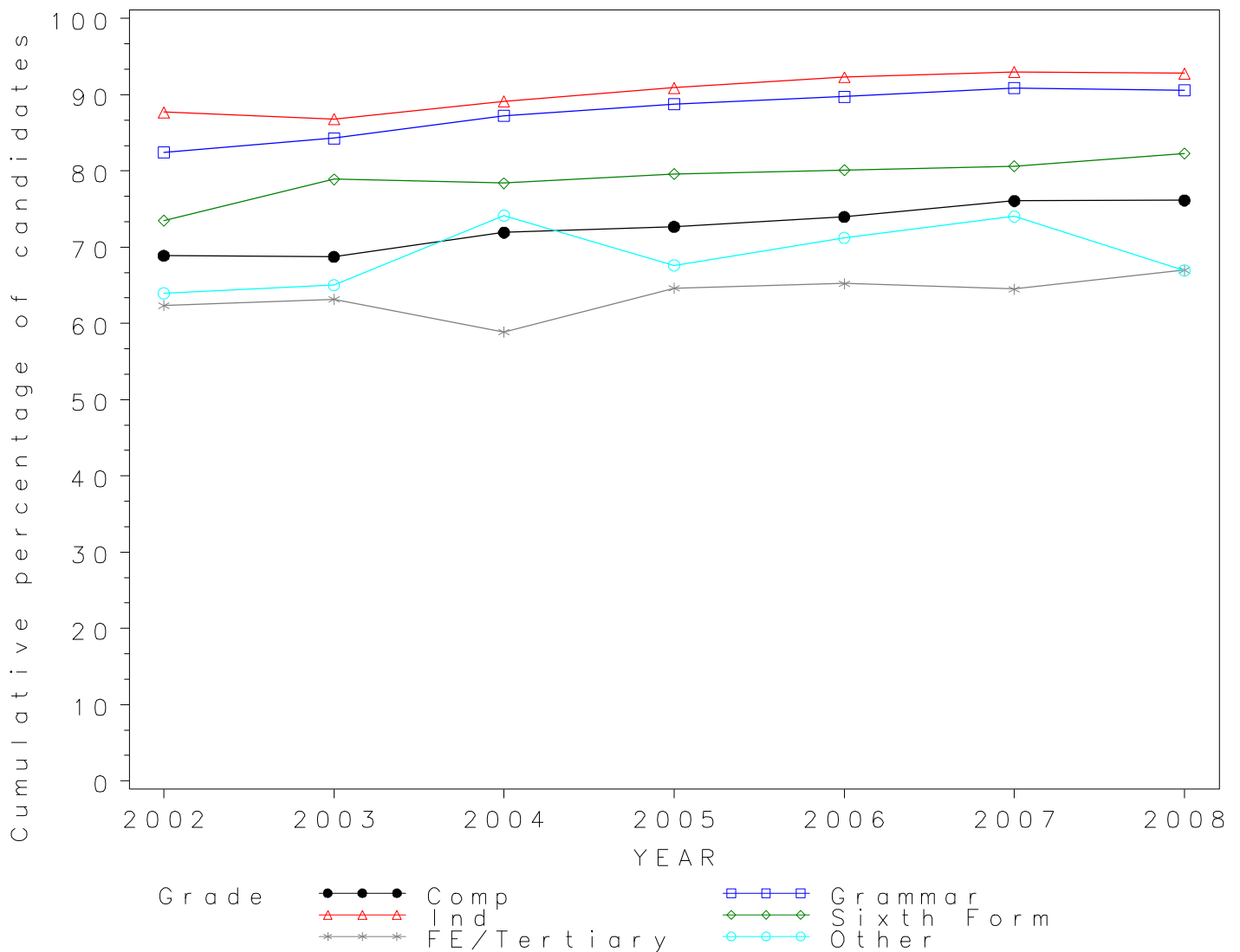
sctype	2002	2003	2004	2005	2006	2007	2008
Comprehensive	68.88	68.74	71.92	72.68	73.97	76.06	76.14
Grammar	82.41	84.30	87.24	88.79	89.75	90.89	90.57
Independent	87.70	86.80	89.10	90.90	92.30	93.00	92.80
Sixth Form	73.50	78.90	78.40	79.60	80.10	80.60	82.30
FE/Tertiary	62.34	63.15	58.89	64.61	65.23	64.50	66.98
Other	63.96	65.03	74.15	67.62	71.23	74.03	66.95

Cumulative Numbers

sctype	2002	2003	2004	2005	2006	2007	2008
Comprehensive	1669	1836	2095	2368	2447	2822	2891
Grammar	1579	1766	1900	2099	1952	2126	2160
Independent	1496	1662	1737	1910	2018	2165	2373
Sixth Form	939	1260	1244	1527	1570	1756	1848
FE/Tertiary	619	689	563	628	681	814	842
Other	197	212	261	284	203	248	233

GCE A Level POLITICAL STUDIES 2002–2008

Cumulative % at Grade C by school type



*GCE A Level POLITICAL STUDIES Grade D by school type 2002- 2008
Cumulative Percentages*

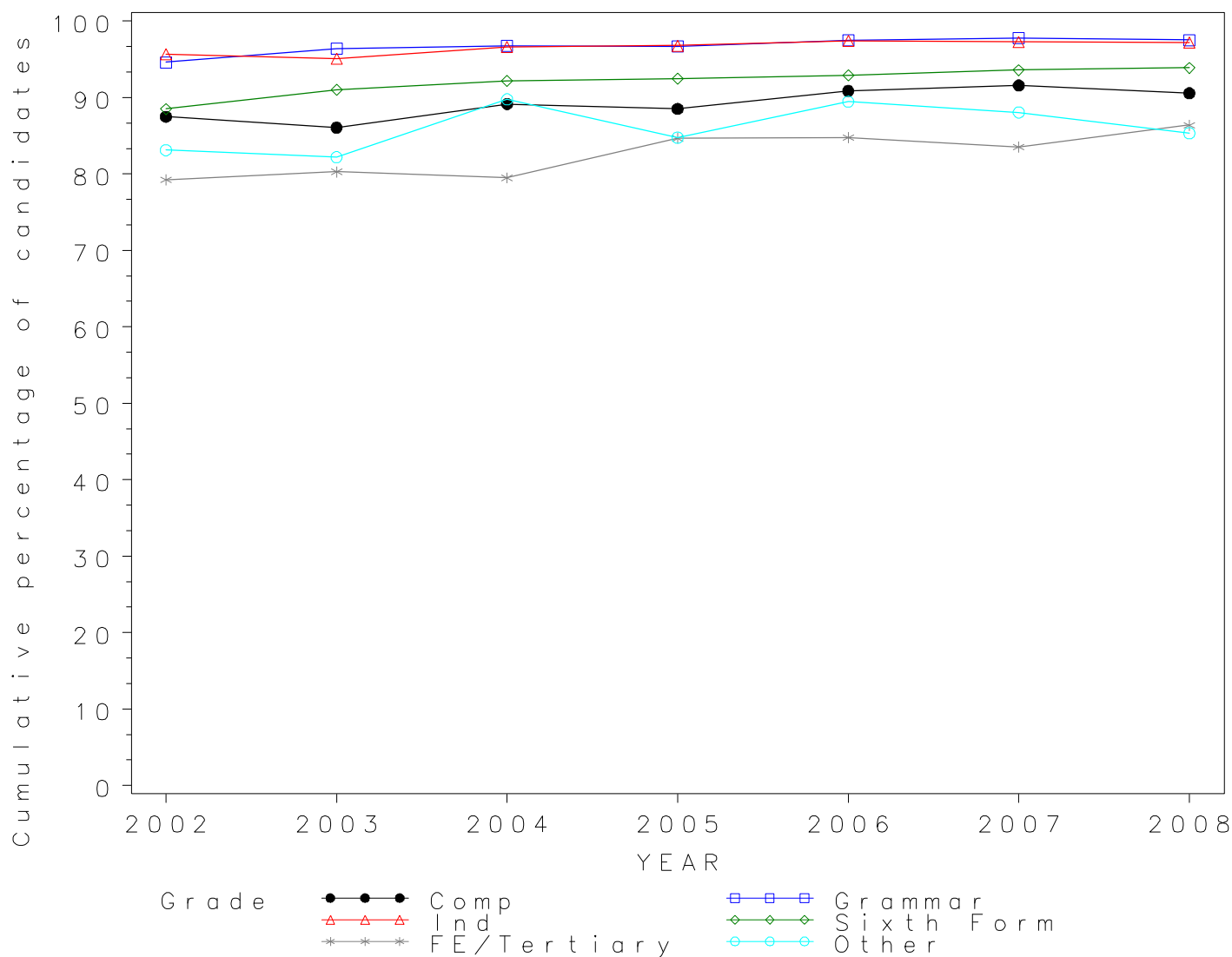
schtype	2002	2003	2004	2005	2006	2007	2008
Comprehensive	87.49	86.07	89.15	88.52	90.87	91.59	90.57
Grammar	94.62	96.42	96.79	96.70	97.52	97.78	97.53
Independent	95.70	95.10	96.60	96.80	97.40	97.30	97.20
Sixth Form	88.50	91.00	92.20	92.50	92.90	93.60	93.90
FE/Tertiary	79.25	80.29	79.50	84.67	84.77	83.52	86.40
Other	83.12	82.21	89.77	84.76	89.47	88.06	85.34

Cumulative Numbers

schtype	2002	2003	2004	2005	2006	2007	2008
Comprehensive	2120	2299	2597	2884	3006	3398	3439
Grammar	1813	2020	2108	2286	2121	2287	2326
Independent	1633	1821	1883	2034	2129	2265	2485
Sixth Form	1130	1453	1463	1774	1821	2040	2109
FE/Tertiary	787	876	760	823	885	1054	1086
Other	256	268	316	356	255	295	297

GCE A Level POLITICAL STUDIES 2002–2008

Cumulative % at Grade D by school type



*GCE A Level POLITICAL STUDIES Grade E by school type 2002- 2008
Cumulative Percentages*

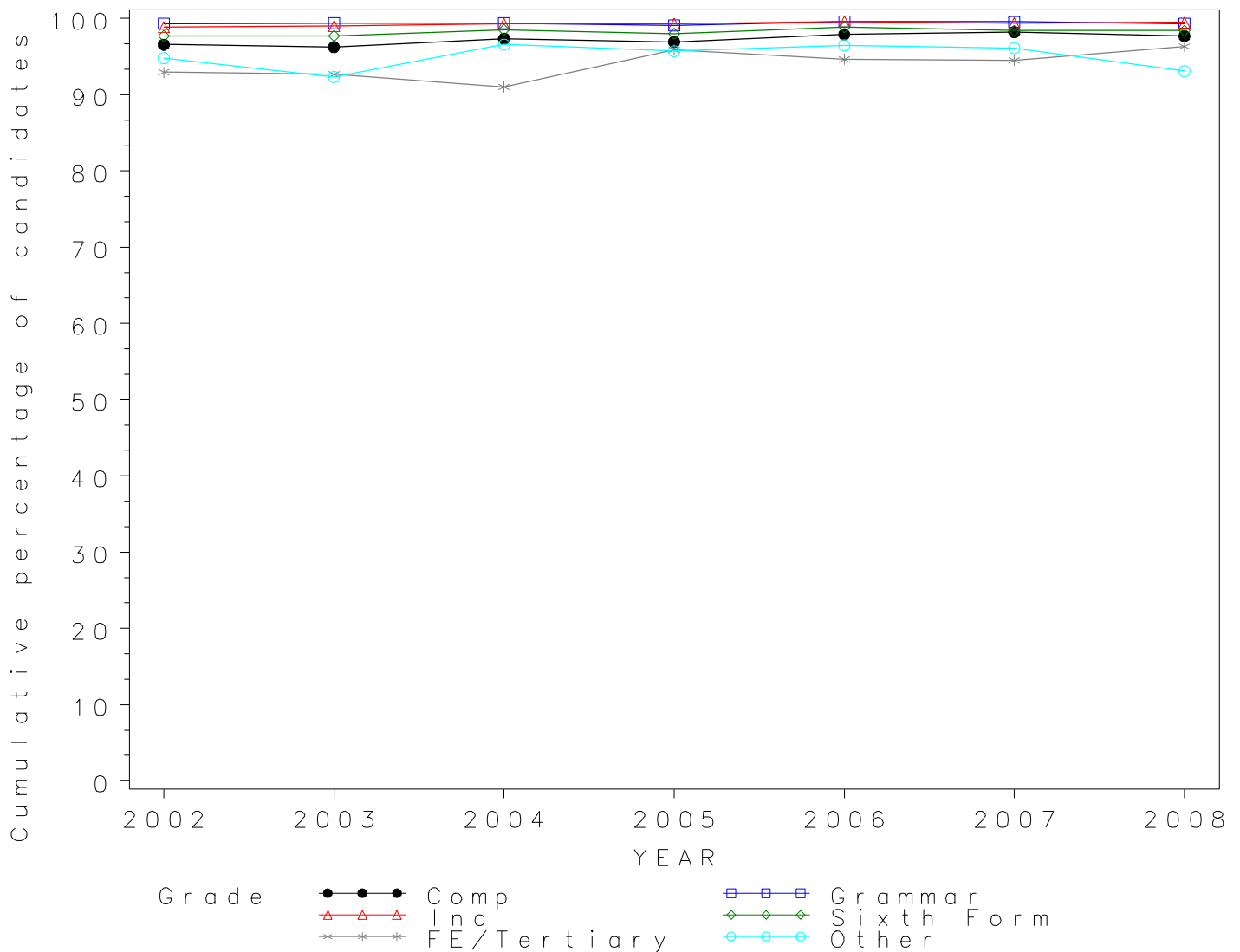
schtype	2002	2003	2004	2005	2006	2007	2008
Comprehensive	96.57	96.26	97.36	96.93	97.91	98.22	97.68
Grammar	99.32	99.38	99.40	99.11	99.59	99.57	99.33
Independent	98.90	99.00	99.30	99.30	99.60	99.40	99.50
Sixth Form	97.70	97.70	98.50	98.00	98.90	98.40	98.40
FE/Tertiary	92.95	92.67	91.00	95.88	94.64	94.53	96.34
Other	94.81	92.33	96.59	95.71	96.49	96.12	93.10

Cumulative Numbers

schtype	2002	2003	2004	2005	2006	2007	2008
Comprehensive	2340	2571	2836	3158	3239	3644	3709
Grammar	1903	2082	2165	2343	2166	2329	2369
Independent	1687	1896	1935	2086	2177	2314	2544
Sixth Form	1248	1560	1563	1880	1938	2144	2210
FE/Tertiary	923	1011	870	932	988	1193	1211
Other	292	301	340	402	275	322	324

GCE A Level POLITICAL STUDIES 2002–2008

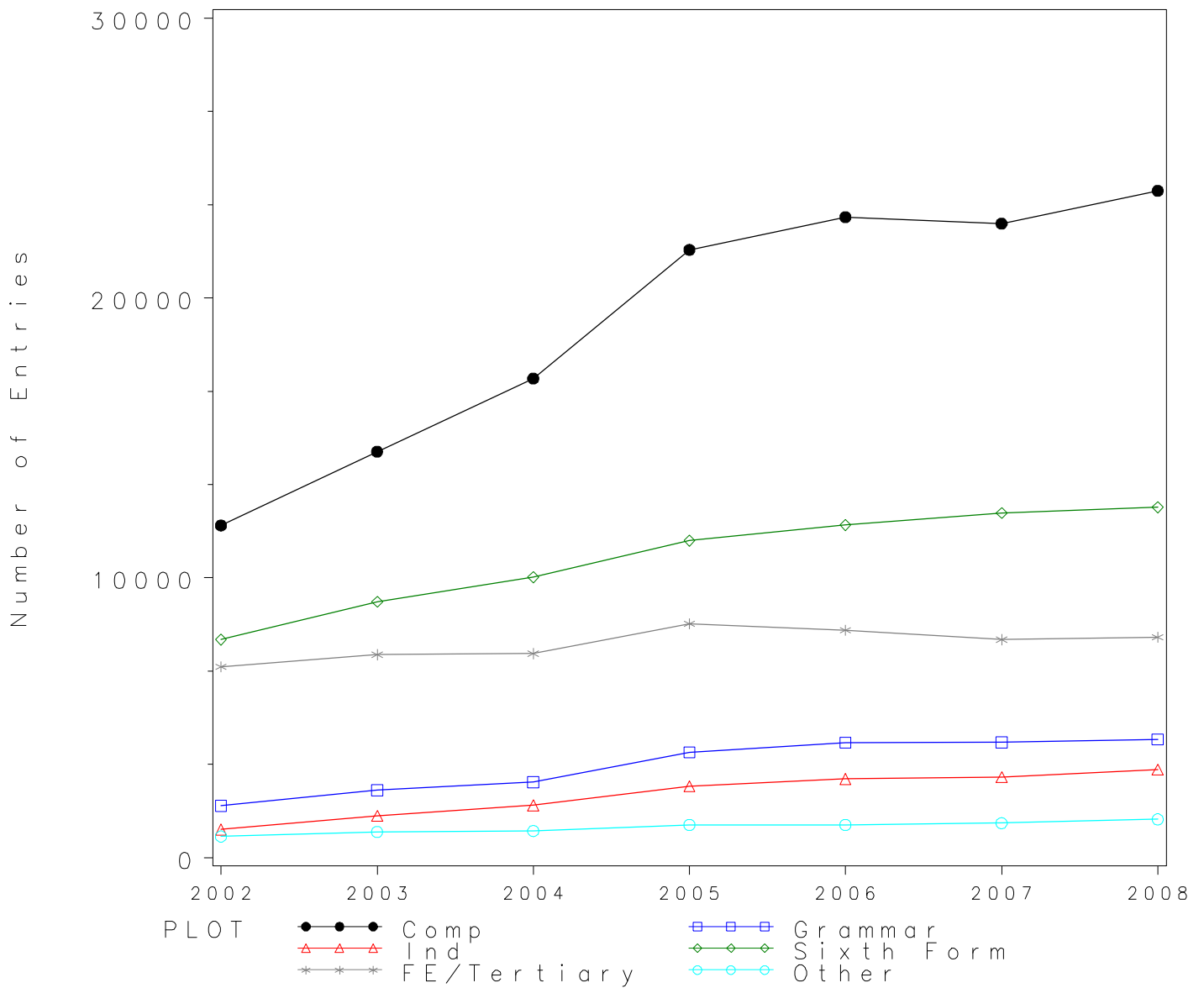
Cumulative % at Grade E by school type



Numbers of GCE A Level entries in PSYCHOLOGY by school type 2002- 2008

schtype	2002	2003	2004	2005	2006	2007	2008
Comprehensive	11871	14513	17125	21722	22887	22663	23833
Grammar	1853	2409	2701	3763	4109	4125	4223
Independent	1012	1498	1868	2553	2812	2883	3149
Sixth Form	7791	9150	10024	11331	11881	12320	12518
FE/Tertiary	6820	7256	7287	8362	8130	7791	7876
Other	757	921	952	1168	1173	1234	1369

GCE A Level PSYCHOLOGY Entries by school type 2002–2008



*GCE A Level PSYCHOLOGY Grade A by school type 2002- 2008
Cumulative Percentages*

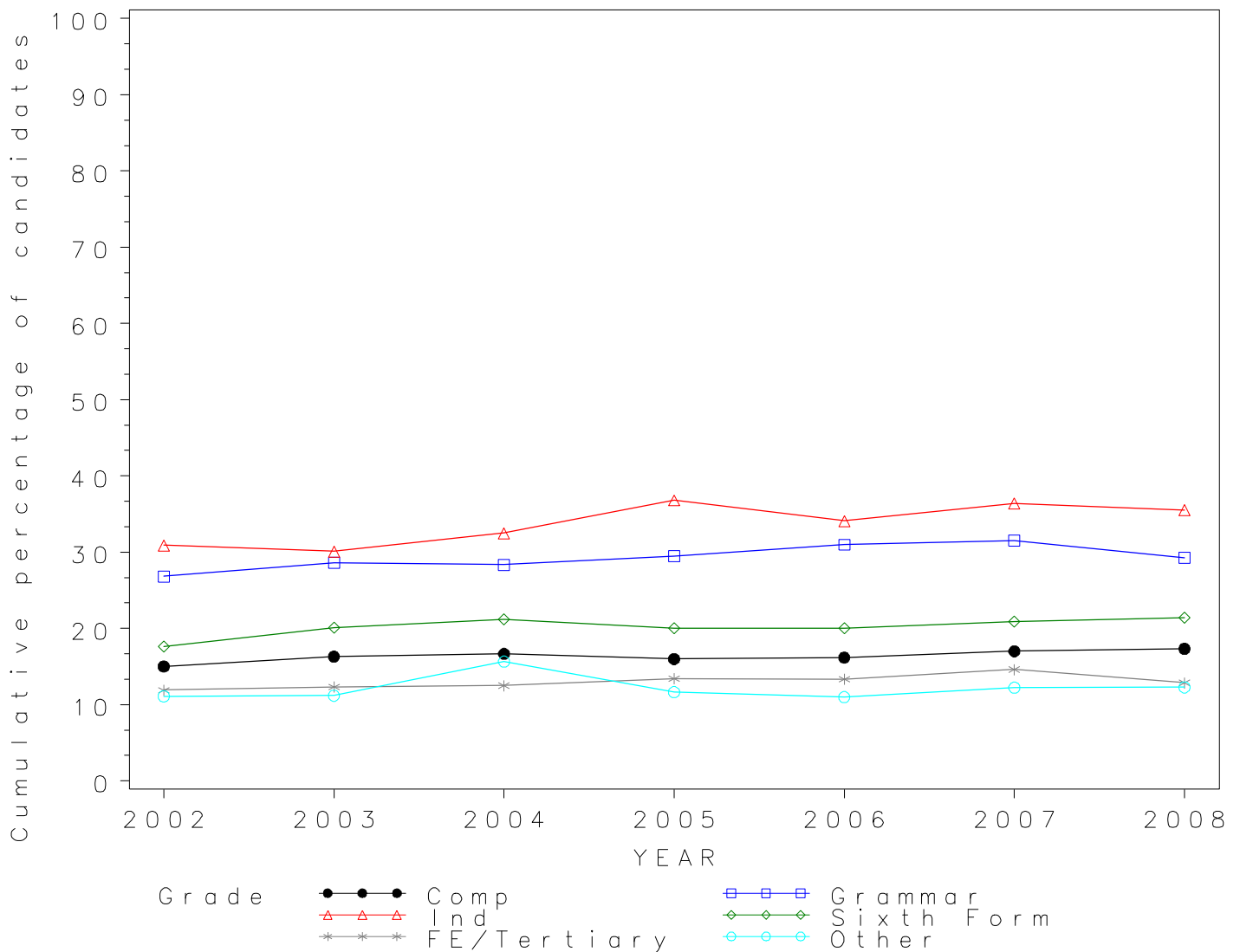
schtype	2002	2003	2004	2005	2006	2007	2008
Comprehensive	15.01	16.31	16.67	15.98	16.18	17.00	17.33
Grammar	26.82	28.60	28.36	29.47	30.98	31.54	29.27
Independent	30.90	30.10	32.50	36.80	34.10	36.40	35.50
Sixth Form	17.60	20.10	21.20	20.00	20.00	20.90	21.40
FE/Tertiary	11.91	12.33	12.50	13.42	13.36	14.61	12.86
Other	11.10	11.18	15.65	11.64	11.00	12.24	12.27

Cumulative Numbers

schtype	2002	2003	2004	2005	2006	2007	2008
Comprehensive	1782	2367	2854	3471	3702	3853	4130
Grammar	497	689	766	1109	1273	1301	1236
Independent	313	451	607	940	959	1049	1118
Sixth Form	1371	1839	2125	2266	2376	2575	2679
FE/Tertiary	812	895	911	1122	1086	1138	1013
Other	84	103	149	136	129	151	168

GCE A Level PSYCHOLOGY 2002–2008

Cumulative % at Grade A by school type



*GCE A Level PSYCHOLOGY Grade B by school type 2002- 2008
Cumulative Percentages*

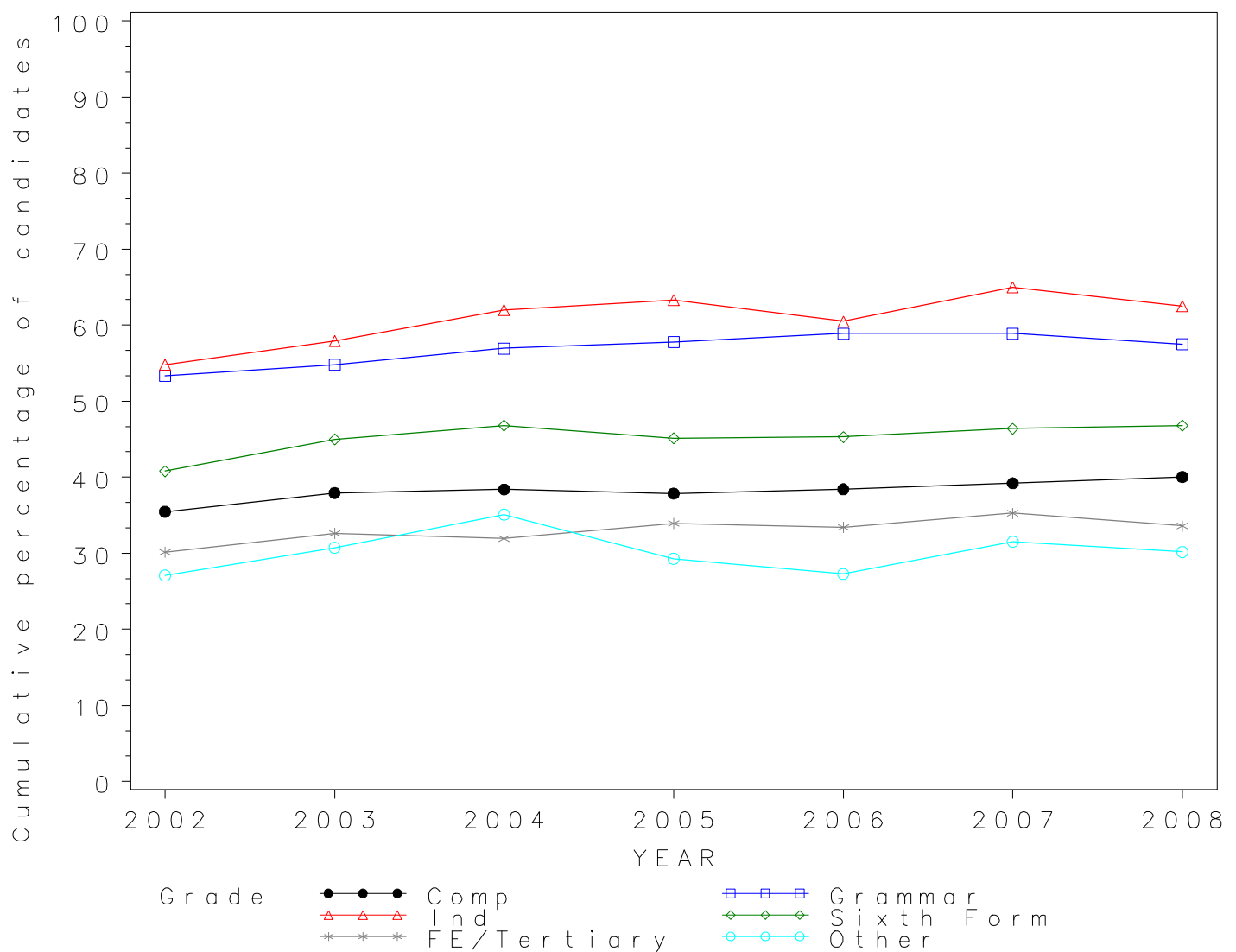
schtype	2002	2003	2004	2005	2006	2007	2008
Comprehensive	35.46	37.92	38.39	37.85	38.41	39.20	40.04
Grammar	53.32	54.79	56.94	57.80	58.90	58.91	57.47
Independent	54.80	57.90	62.00	63.30	60.50	65.00	62.50
Sixth Form	40.80	45.00	46.80	45.10	45.30	46.40	46.80
FE/Tertiary	30.15	32.59	31.93	33.90	33.43	35.27	33.60
Other	27.08	30.73	35.08	29.28	27.28	31.52	30.17

Cumulative Numbers

schtype	2002	2003	2004	2005	2006	2007	2008
Comprehensive	4210	5504	6575	8222	8792	8885	9542
Grammar	988	1320	1538	2175	2420	2430	2427
Independent	555	867	1158	1616	1701	1874	1968
Sixth Form	3179	4118	4691	5110	5382	5716	5858
FE/Tertiary	2056	2365	2327	2835	2718	2748	2646
Other	205	283	334	342	320	389	413

GCE A Level PSYCHOLOGY 2002—2008

Cumulative % at Grade B by school type



*GCE A Level PSYCHOLOGY Grade C by school type 2002- 2008
Cumulative Percentages*

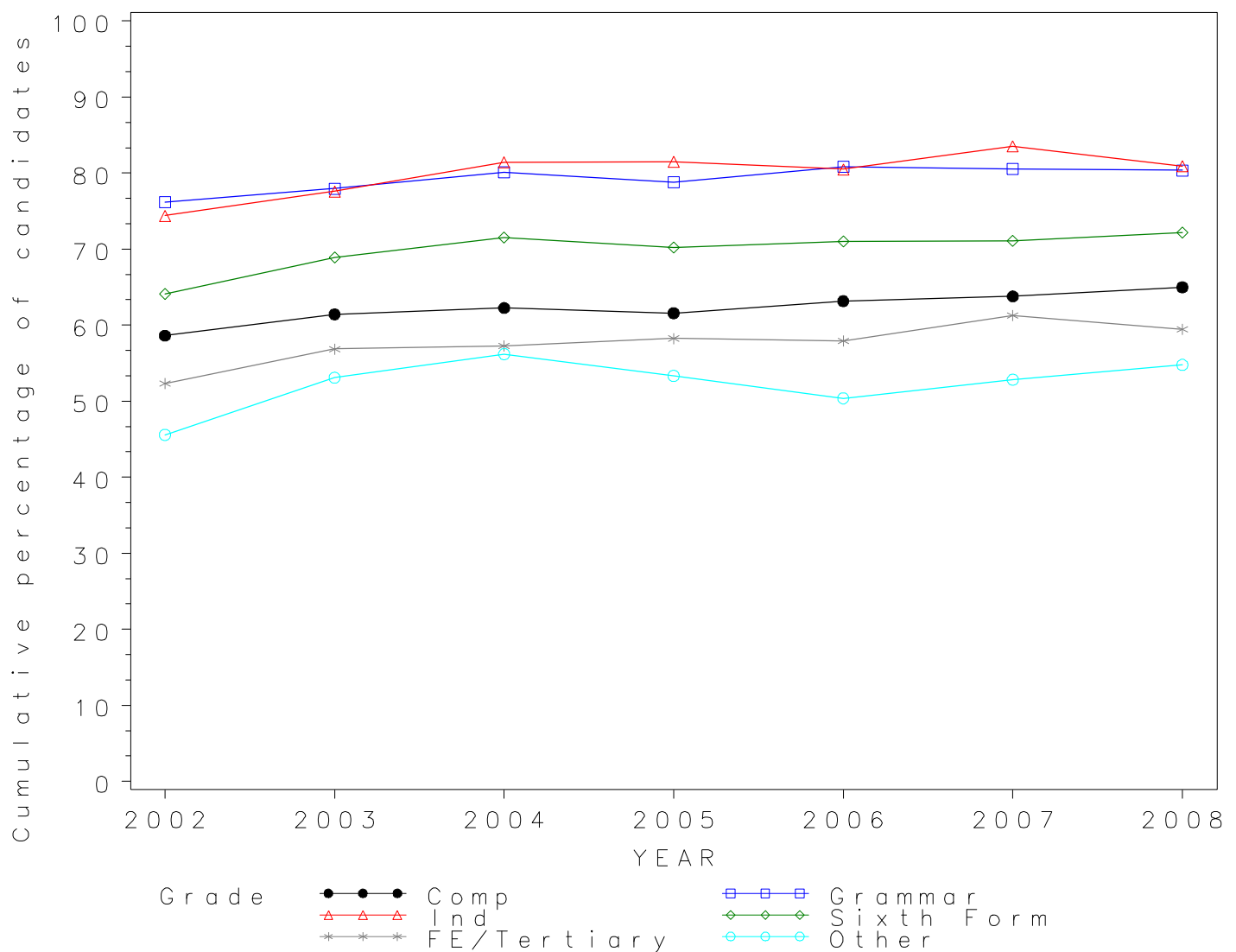
schtype	2002	2003	2004	2005	2006	2007	2008
Comprehensive	58.62	61.43	62.27	61.58	63.16	63.79	64.99
Grammar	76.20	77.96	80.12	78.79	80.82	80.56	80.37
Independent	74.40	77.60	81.40	81.50	80.50	83.50	80.90
Sixth Form	64.10	68.90	71.50	70.20	71.00	71.10	72.20
FE/Tertiary	52.32	56.86	57.29	58.25	57.91	61.26	59.47
Other	45.57	53.09	56.20	53.34	50.38	52.84	54.78

Cumulative Numbers

schtype	2002	2003	2004	2005	2006	2007	2008
Comprehensive	6959	8915	10663	13376	14456	14456	15488
Grammar	1412	1878	2164	2965	3321	3323	3394
Independent	753	1162	1521	2081	2264	2407	2548
Sixth Form	4994	6304	7167	7954	8436	8760	9038
FE/Tertiary	3568	4126	4175	4871	4708	4773	4684
Other	345	489	535	623	591	652	750

GCE A Level PSYCHOLOGY 2002–2008

Cumulative % at Grade C by school type



*GCE A Level PSYCHOLOGY Grade D by school type 2002- 2008
Cumulative Percentages*

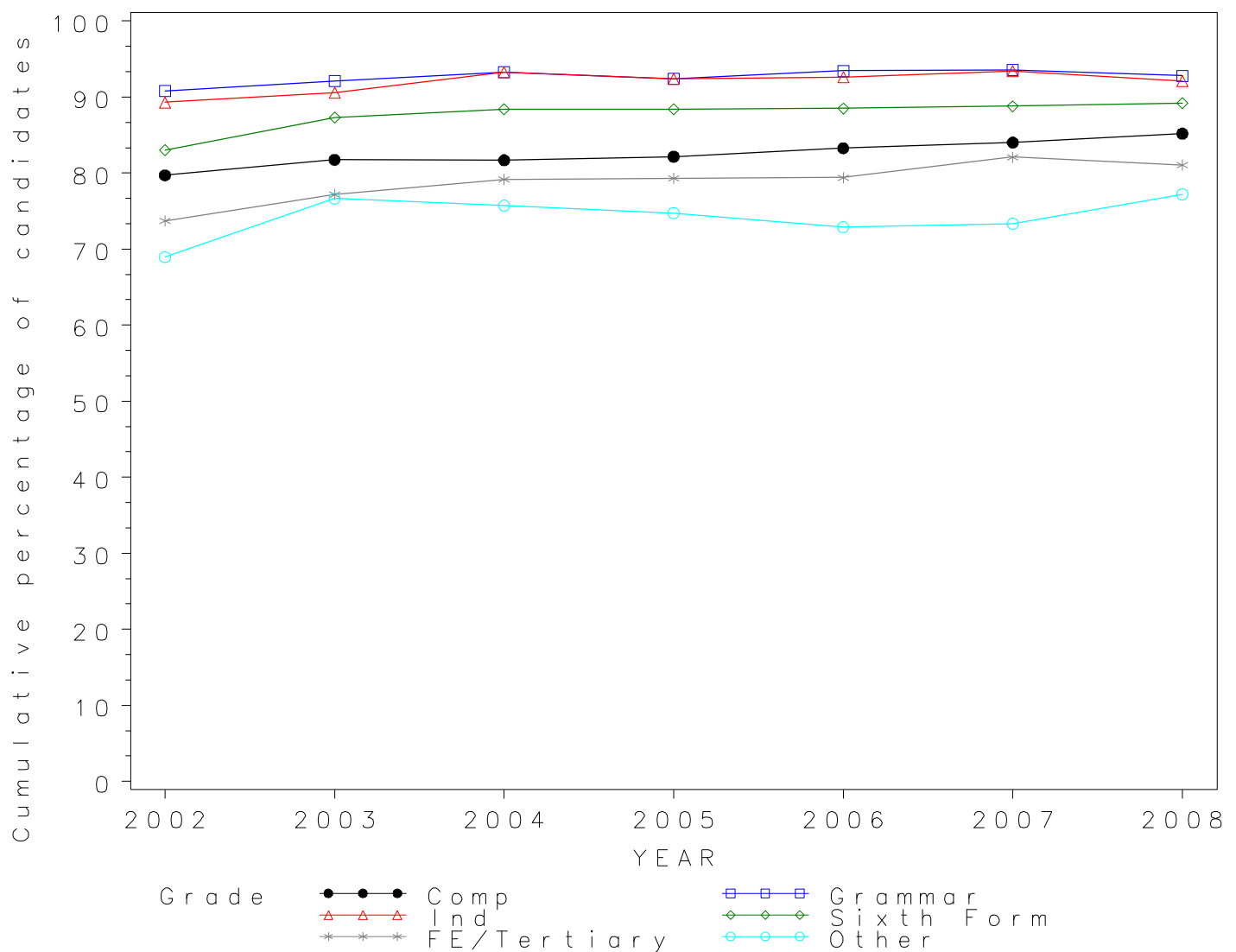
schtype	2002	2003	2004	2005	2006	2007	2008
Comprehensive	79.72	81.75	81.70	82.16	83.27	84.03	85.19
Grammar	90.83	92.11	93.30	92.43	93.45	93.55	92.80
Independent	89.30	90.60	93.30	92.40	92.60	93.40	92.10
Sixth Form	83.00	87.30	88.40	88.40	88.50	88.80	89.20
FE/Tertiary	73.70	77.18	79.18	79.32	79.41	82.11	81.04
Other	68.96	76.66	75.74	74.74	72.89	73.34	77.21

Cumulative Numbers

schtype	2002	2003	2004	2005	2006	2007	2008
Comprehensive	9463	11864	13991	17847	19058	19043	20304
Grammar	1683	2219	2520	3478	3840	3859	3919
Independent	904	1357	1743	2359	2604	2693	2900
Sixth Form	6467	7988	8861	10017	10515	10940	11166
FE/Tertiary	5026	5600	5770	6633	6456	6397	6383
Other	522	706	721	873	855	905	1057

GCE A Level PSYCHOLOGY 2002—2008

Cumulative % at Grade D by school type



*GCE A Level PSYCHOLOGY Grade E by school type 2002- 2008
Cumulative Percentages*

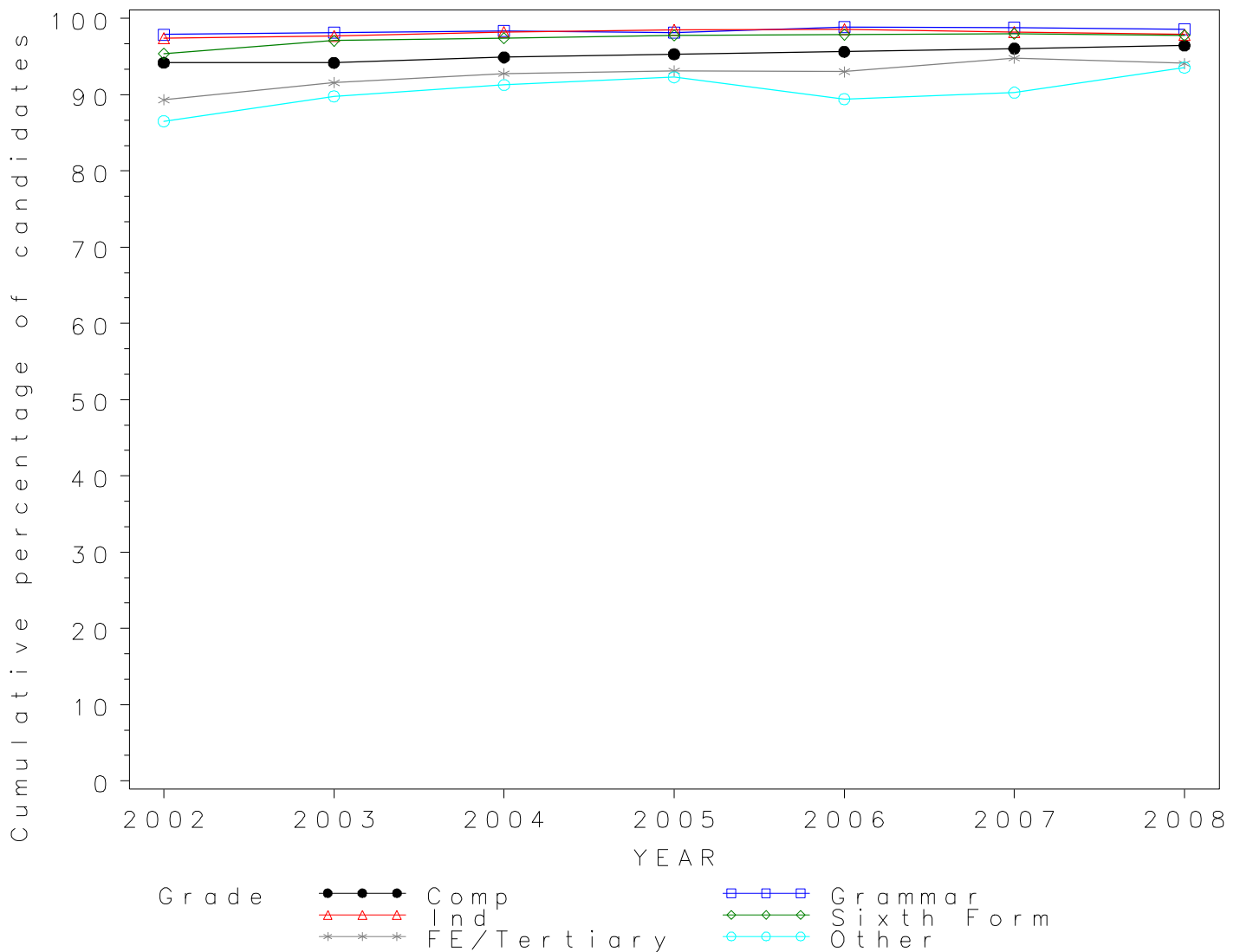
schtype	2002	2003	2004	2005	2006	2007	2008
Comprehensive	94.20	94.18	94.90	95.31	95.64	96.06	96.45
Grammar	97.90	98.13	98.37	98.17	98.88	98.81	98.60
Independent	97.40	97.70	98.20	98.50	98.60	98.20	97.90
Sixth Form	95.40	97.10	97.40	97.80	97.90	98.00	97.80
FE/Tertiary	89.33	91.58	92.78	93.14	93.03	94.83	94.11
Other	86.53	89.79	91.28	92.29	89.43	90.28	93.57

Cumulative Numbers

schtype	2002	2003	2004	2005	2006	2007	2008
Comprehensive	11182	13669	16252	20704	21888	21770	22988
Grammar	1814	2364	2657	3694	4063	4076	4164
Independent	986	1464	1834	2515	2773	2831	3083
Sixth Form	7433	8885	9763	11082	11631	12074	12243
FE/Tertiary	6092	6645	6761	7788	7563	7388	7412
Other	655	827	869	1078	1049	1114	1281

GCE A Level PSYCHOLOGY 2002—2008

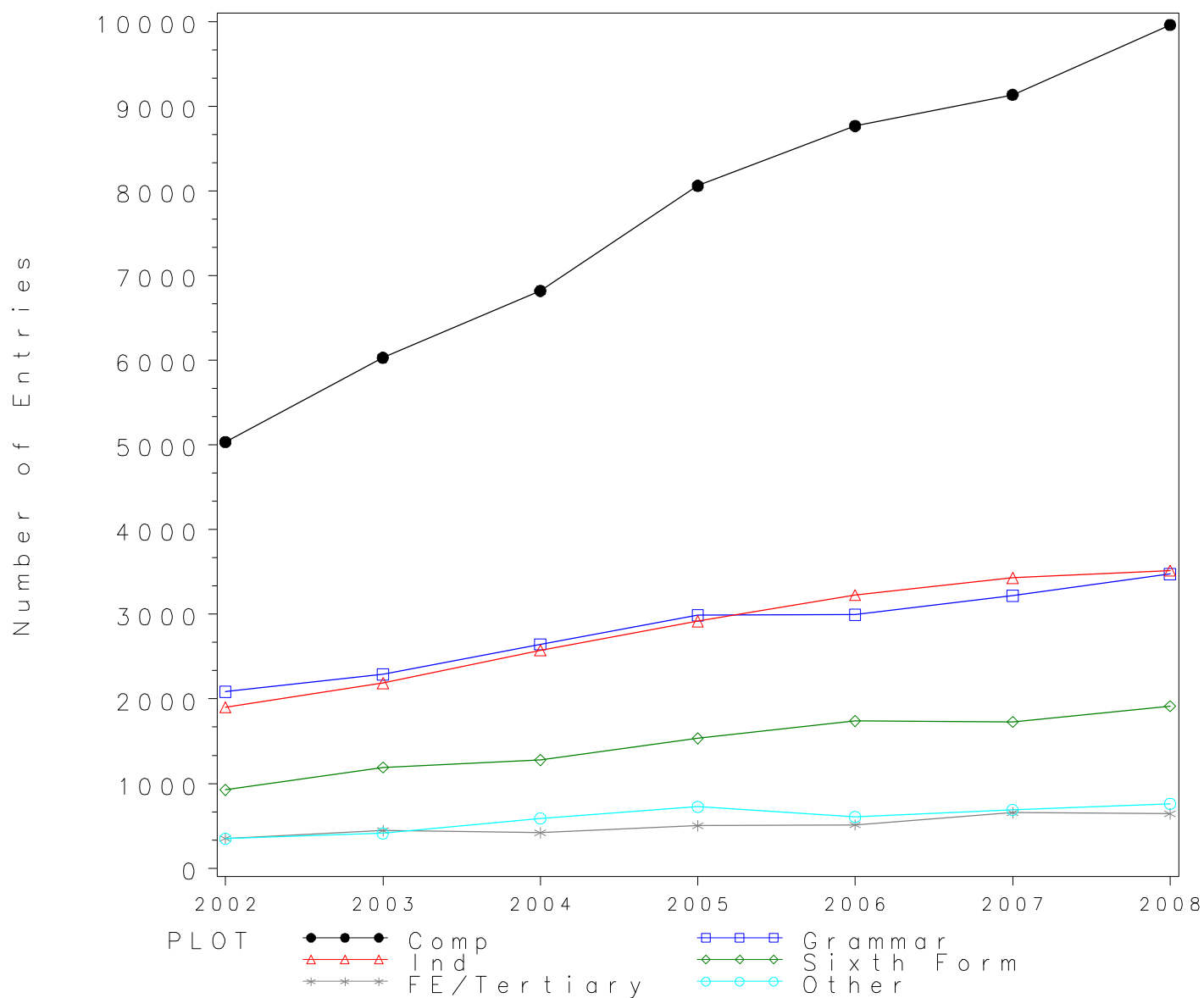
Cumulative % at Grade E by school type



Numbers of GCE A Level entries in RELIGIOUS STUDIES/EDUCATION by school type 2002- 2008

sctype	2002	2003	2004	2005	2006	2007	2008
Comprehensive	5036	6031	6820	8062	8768	9137	9961
Grammar	2084	2289	2645	2989	2995	3220	3475
Independent	1901	2187	2574	2918	3228	3432	3517
Sixth Form	926	1190	1276	1533	1737	1730	1915
FE/Tertiary	352	446	420	503	512	656	643
Other	348	411	588	725	606	689	761

GCE A Level RELIGIOUS STUDIES/EDUCATION Entries by school type 2002–2008



GCE A Level RELIGIOUS STUDIES/EDUCATION Grade A by school type 2002- 2008
Cumulative Percentages

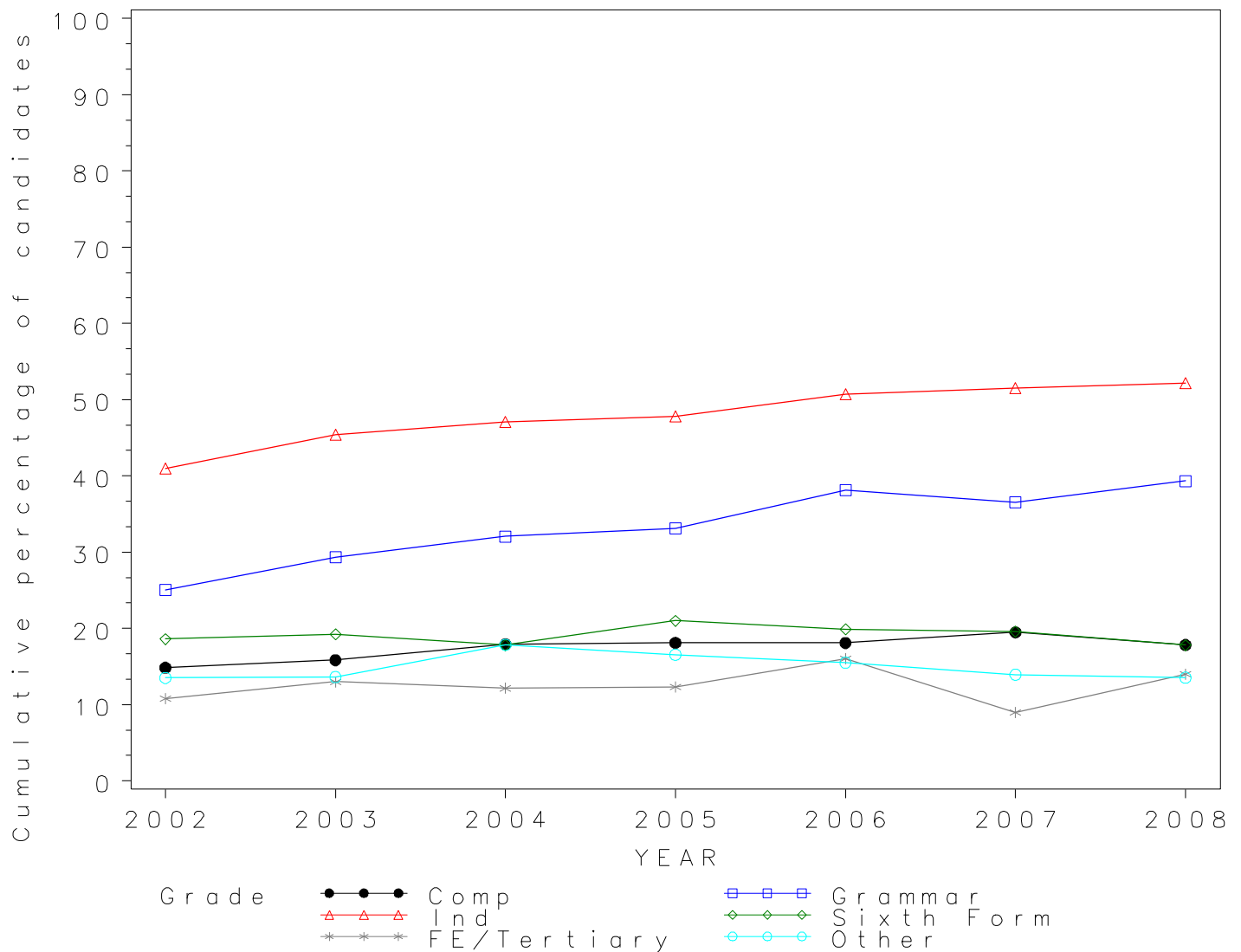
schtype	2002	2003	2004	2005	2006	2007	2008
Comprehensive	14.85	15.83	17.92	18.11	18.09	19.48	17.83
Grammar	25.05	29.36	32.06	33.12	38.13	36.55	39.34
Independent	41.00	45.40	47.10	47.80	50.70	51.50	52.20
Sixth Form	18.60	19.20	17.80	21.00	19.90	19.60	17.80
FE/Tertiary	10.80	13.00	12.14	12.33	16.02	8.99	14.00
Other	13.51	13.63	17.86	16.55	15.51	13.93	13.53

Cumulative Numbers

schtype	2002	2003	2004	2005	2006	2007	2008
Comprehensive	748	955	1222	1460	1586	1780	1776
Grammar	522	672	848	990	1142	1177	1367
Independent	779	993	1212	1395	1637	1767	1836
Sixth Form	172	228	227	322	346	339	341
FE/Tertiary	38	58	51	62	82	59	90
Other	47	56	105	120	94	96	103

GCE A Level RELIGIOUS STUDIES/EDUCATION 2002–2008

Cumulative % at Grade A by school type



GCE A Level RELIGIOUS STUDIES/EDUCATION Grade B by school type 2002- 2008
Cumulative Percentages

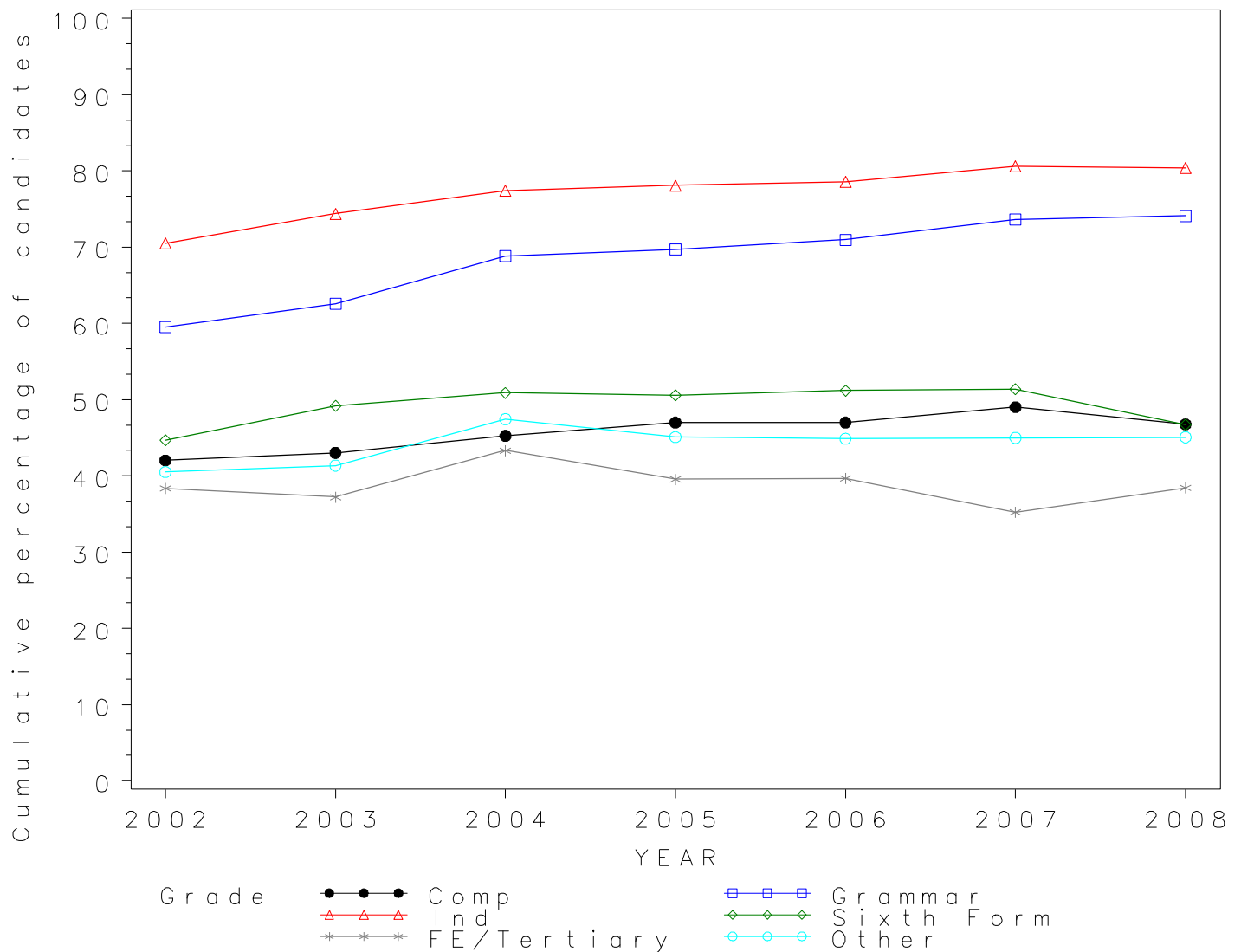
schtype	2002	2003	2004	2005	2006	2007	2008
Comprehensive	42.04	43.03	45.26	47.00	47.00	49.02	46.77
Grammar	59.55	62.60	68.85	69.72	70.98	73.63	74.10
Independent	70.50	74.40	77.40	78.10	78.60	80.60	80.40
Sixth Form	44.70	49.20	50.90	50.60	51.20	51.40	46.70
FE/Tertiary	38.35	37.22	43.33	39.56	39.65	35.21	38.41
Other	40.52	41.36	47.45	45.10	44.88	44.99	45.07

Cumulative Numbers

schtype	2002	2003	2004	2005	2006	2007	2008
Comprehensive	2117	2595	3087	3789	4121	4479	4659
Grammar	1241	1433	1821	2084	2126	2371	2575
Independent	1340	1627	1992	2279	2537	2766	2828
Sixth Form	414	585	649	776	889	889	894
FE/Tertiary	135	166	182	199	203	231	247
Other	141	170	279	327	272	310	343

GCE A Level RELIGIOUS STUDIES/EDUCATION 2002–2008

Cumulative % at Grade B by school type



GCE A Level RELIGIOUS STUDIES/EDUCATION Grade C by school type 2002- 2008
Cumulative Percentages

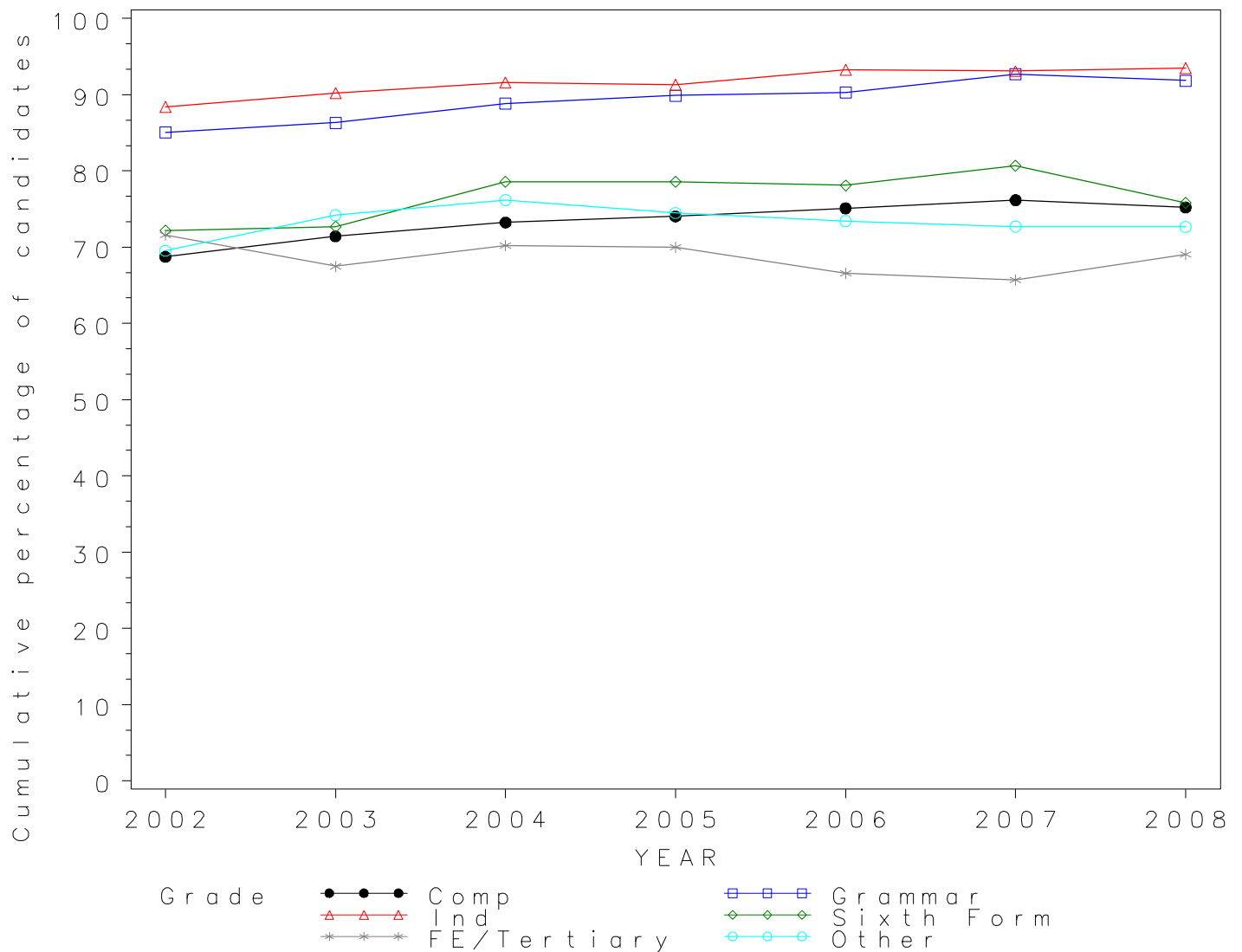
schtype	2002	2003	2004	2005	2006	2007	2008
Comprehensive	68.75	71.43	73.24	74.04	75.10	76.17	75.21
Grammar	85.03	86.33	88.81	89.90	90.32	92.67	91.86
Independent	88.40	90.20	91.60	91.30	93.30	93.10	93.50
Sixth Form	72.20	72.70	78.60	78.60	78.10	80.70	75.80
FE/Tertiary	71.59	67.49	70.24	69.98	66.60	65.70	69.05
Other	69.54	74.21	76.19	74.48	73.43	72.71	72.67

Cumulative Numbers

schtype	2002	2003	2004	2005	2006	2007	2008
Comprehensive	3462	4308	4995	5969	6585	6960	7492
Grammar	1772	1976	2349	2687	2705	2984	3192
Independent	1680	1973	2358	2664	3012	3195	3288
Sixth Form	669	865	1003	1205	1357	1396	1452
FE/Tertiary	252	301	295	352	341	431	444
Other	242	305	448	540	445	501	553

GCE A Level RELIGIOUS STUDIES/EDUCATION 2002–2008

Cumulative % at Grade C by school type



GCE A Level RELIGIOUS STUDIES/EDUCATION Grade D by school type 2002- 2008
Cumulative Percentages

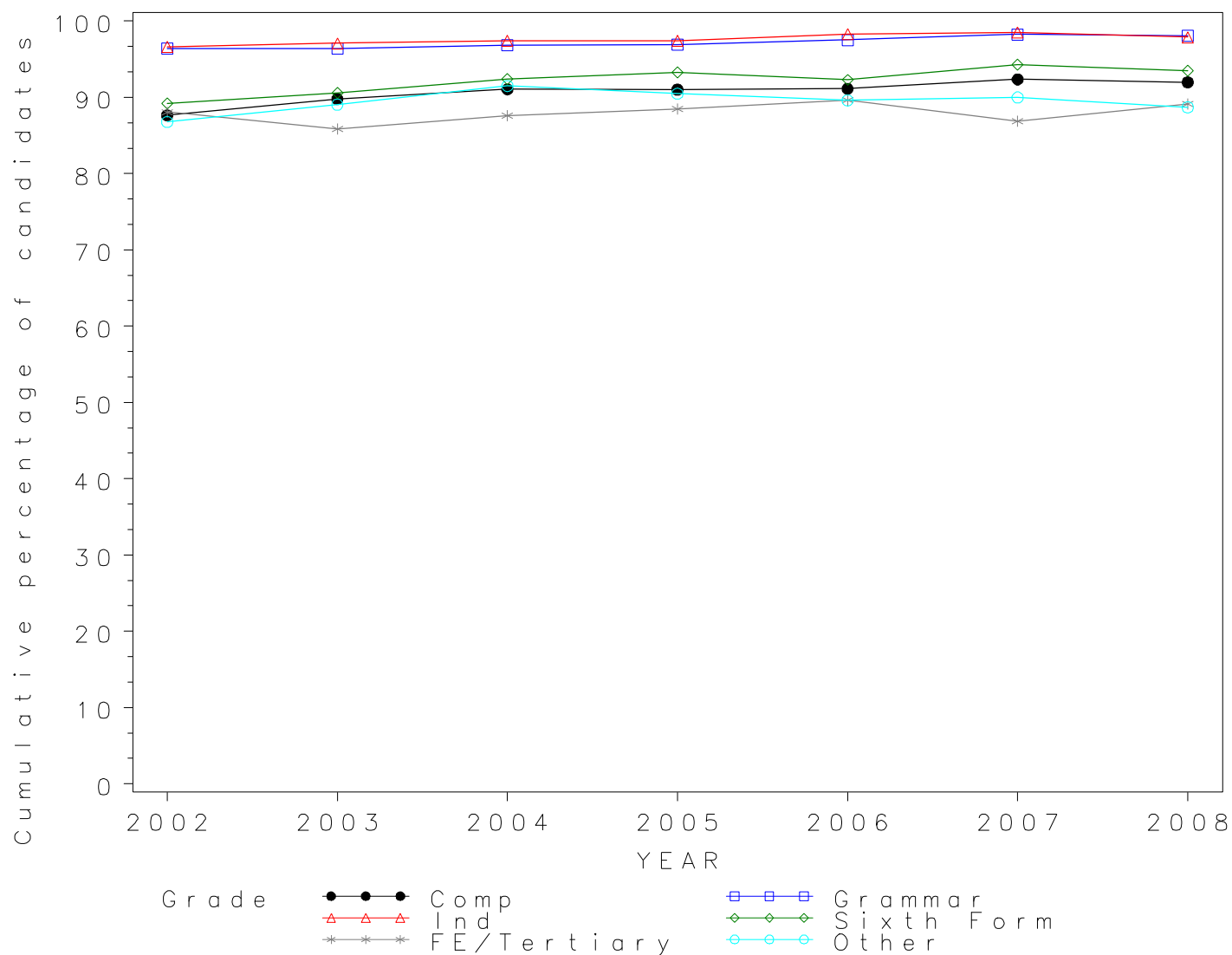
schtype	2002	2003	2004	2005	2006	2007	2008
Comprehensive	87.65	89.79	91.06	91.02	91.13	92.36	91.98
Grammar	96.40	96.37	96.82	96.89	97.53	98.26	98.07
Independent	96.60	97.10	97.40	97.40	98.30	98.50	97.90
Sixth Form	89.20	90.60	92.40	93.30	92.30	94.30	93.50
FE/Tertiary	88.07	85.87	87.62	88.47	89.65	86.89	89.11
Other	86.78	89.05	91.50	90.48	89.60	89.99	88.70

Cumulative Numbers

schtype	2002	2003	2004	2005	2006	2007	2008
Comprehensive	4414	5415	6210	7338	7990	8439	9162
Grammar	2009	2206	2561	2896	2921	3164	3408
Independent	1836	2124	2507	2842	3173	3381	3443
Sixth Form	826	1078	1179	1430	1603	1631	1791
FE/Tertiary	310	383	368	445	459	570	573
Other	302	366	538	656	543	620	675

GCE A Level RELIGIOUS STUDIES/EDUCATION 2002–2008

Cumulative % at Grade D by school type



GCE A Level RELIGIOUS STUDIES/EDUCATION Grade E by school type 2002- 2008
Cumulative Percentages

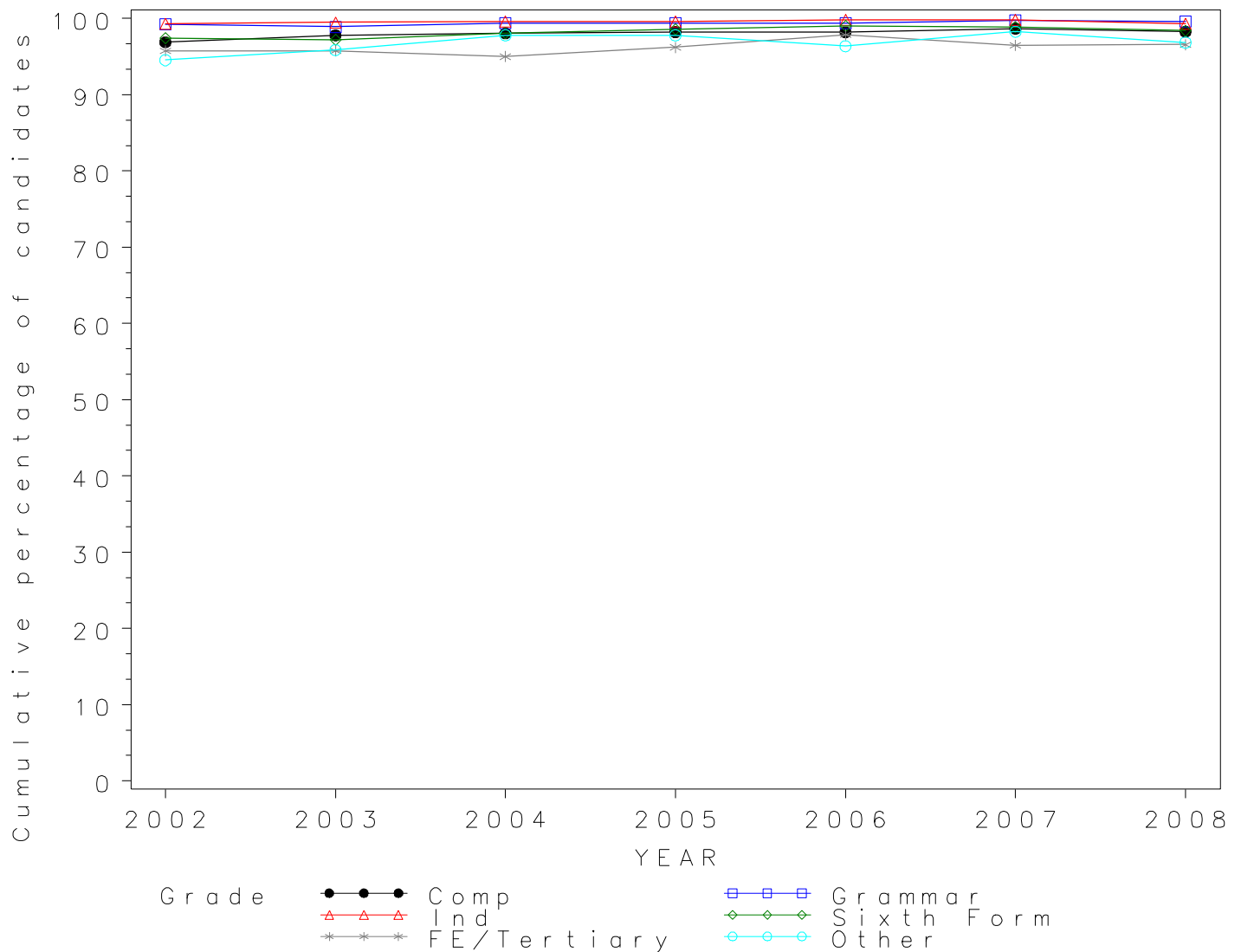
schtype	2002	2003	2004	2005	2006	2007	2008
Comprehensive	96.88	97.79	98.06	98.21	98.19	98.68	98.27
Grammar	99.23	98.91	99.36	99.40	99.40	99.72	99.63
Independent	99.30	99.50	99.60	99.60	99.80	99.80	99.30
Sixth Form	97.40	97.20	98.10	98.60	99.00	98.90	98.40
FE/Tertiary	95.74	95.74	95.00	96.22	97.85	96.49	96.58
Other	94.54	95.86	97.79	97.79	96.37	98.26	96.85

Cumulative Numbers

schtype	2002	2003	2004	2005	2006	2007	2008
Comprehensive	4879	5898	6688	7918	8609	9016	9789
Grammar	2068	2264	2628	2971	2977	3211	3462
Independent	1888	2176	2564	2906	3222	3425	3492
Sixth Form	902	1157	1252	1512	1720	1711	1884
FE/Tertiary	337	427	399	484	501	633	621
Other	329	394	575	709	584	677	737

GCE A Level RELIGIOUS STUDIES/EDUCATION 2002–2008

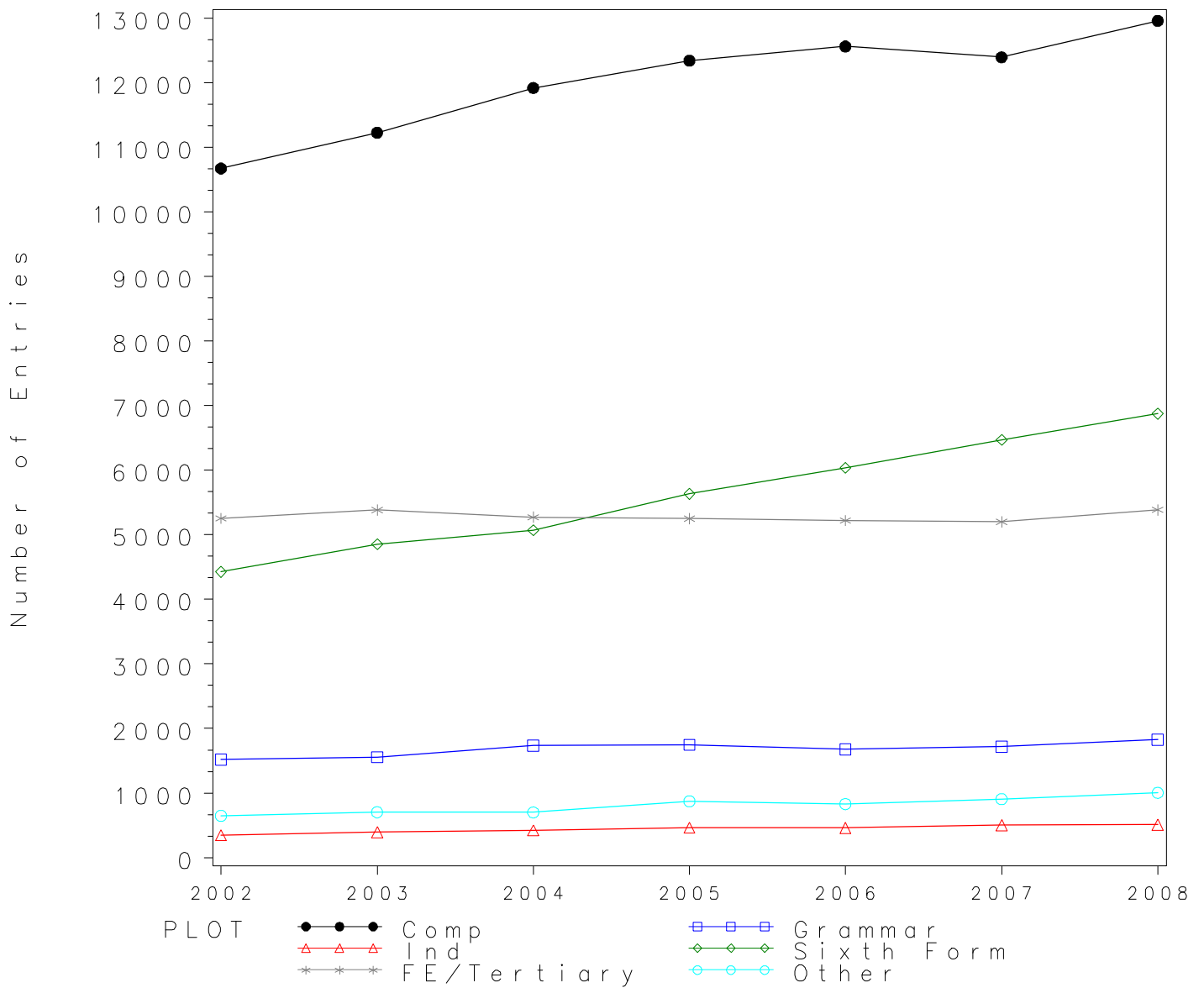
Cumulative % at Grade E by school type



Numbers of GCE A Level entries in SOCIOLOGY by school type 2002- 2008

schtype	2002	2003	2004	2005	2006	2007	2008
Comprehensive	10673	11226	11920	12344	12563	12395	12959
Grammar	1520	1556	1734	1749	1679	1718	1827
Independent	348	393	425	464	460	505	509
Sixth Form	4425	4855	5070	5636	6037	6470	6876
FE/Tertiary	5253	5382	5273	5250	5220	5199	5386
Other	648	703	701	874	830	906	1004

GCE A Level SOCIOLOGY Entries by school type 2002—2008



*GCE A Level SOCIOLOGY Grade A by school type 2002- 2008
Cumulative Percentages*

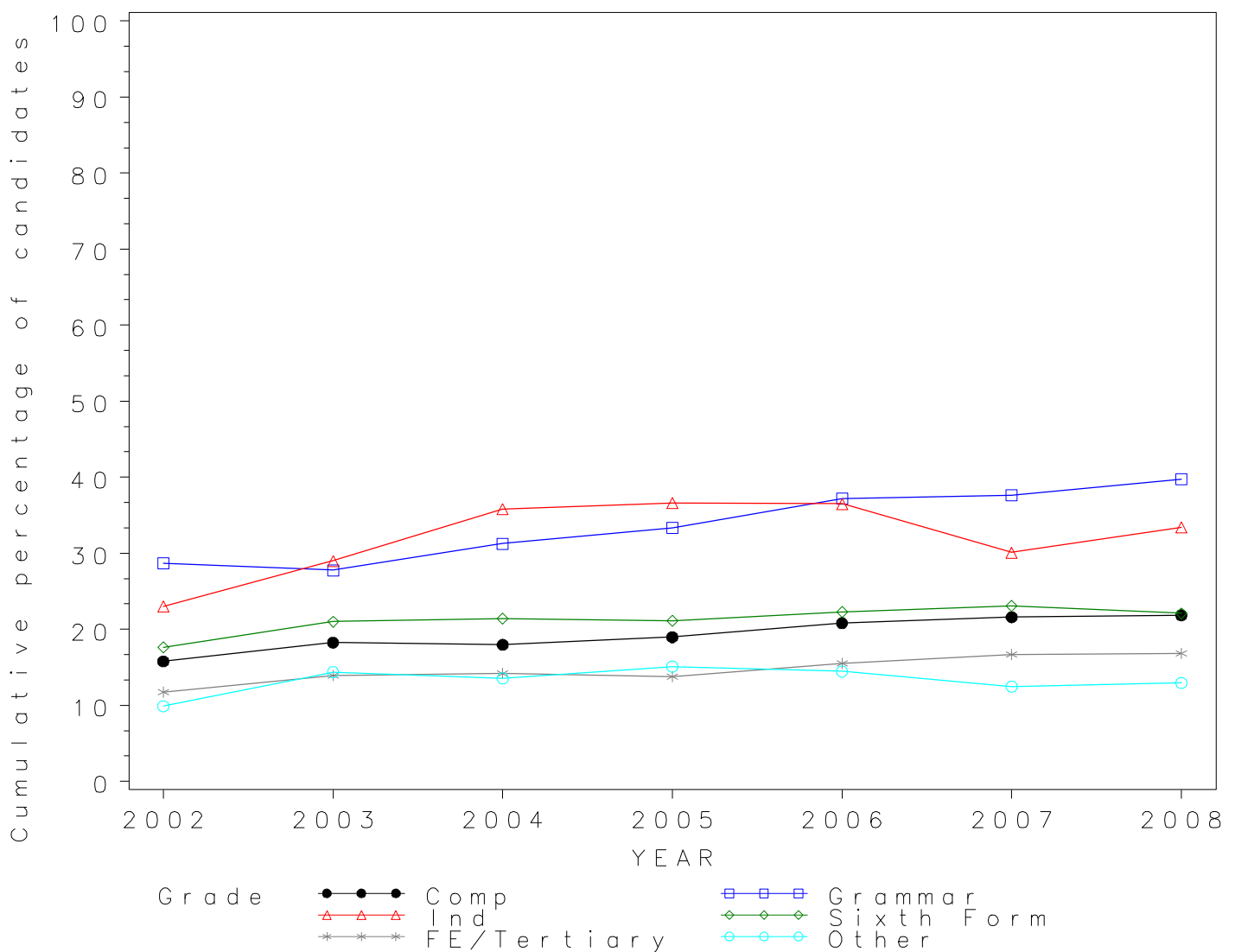
schtype	2002	2003	2004	2005	2006	2007	2008
Comprehensive	15.78	18.24	17.96	18.96	20.82	21.59	21.85
Grammar	28.68	27.76	31.26	33.33	37.16	37.60	39.74
Independent	23.00	29.00	35.80	36.60	36.50	30.10	33.40
Sixth Form	17.60	21.00	21.40	21.10	22.30	23.10	22.10
FE/Tertiary	11.75	13.90	14.19	13.79	15.52	16.70	16.82
Other	9.88	14.37	13.55	15.10	14.46	12.47	12.95

Cumulative Numbers

schtype	2002	2003	2004	2005	2006	2007	2008
Comprehensive	1684	2048	2141	2341	2615	2676	2831
Grammar	436	432	542	583	624	646	726
Independent	80	114	152	170	168	152	170
Sixth Form	779	1020	1085	1189	1346	1495	1520
FE/Tertiary	617	748	748	724	810	868	906
Other	64	101	95	132	120	113	130

GCE A Level SOCIOLOGY 2002—2008

Cumulative % at Grade A by school type



*GCE A Level SOCIOLOGY Grade B by school type 2002- 2008
Cumulative Percentages*

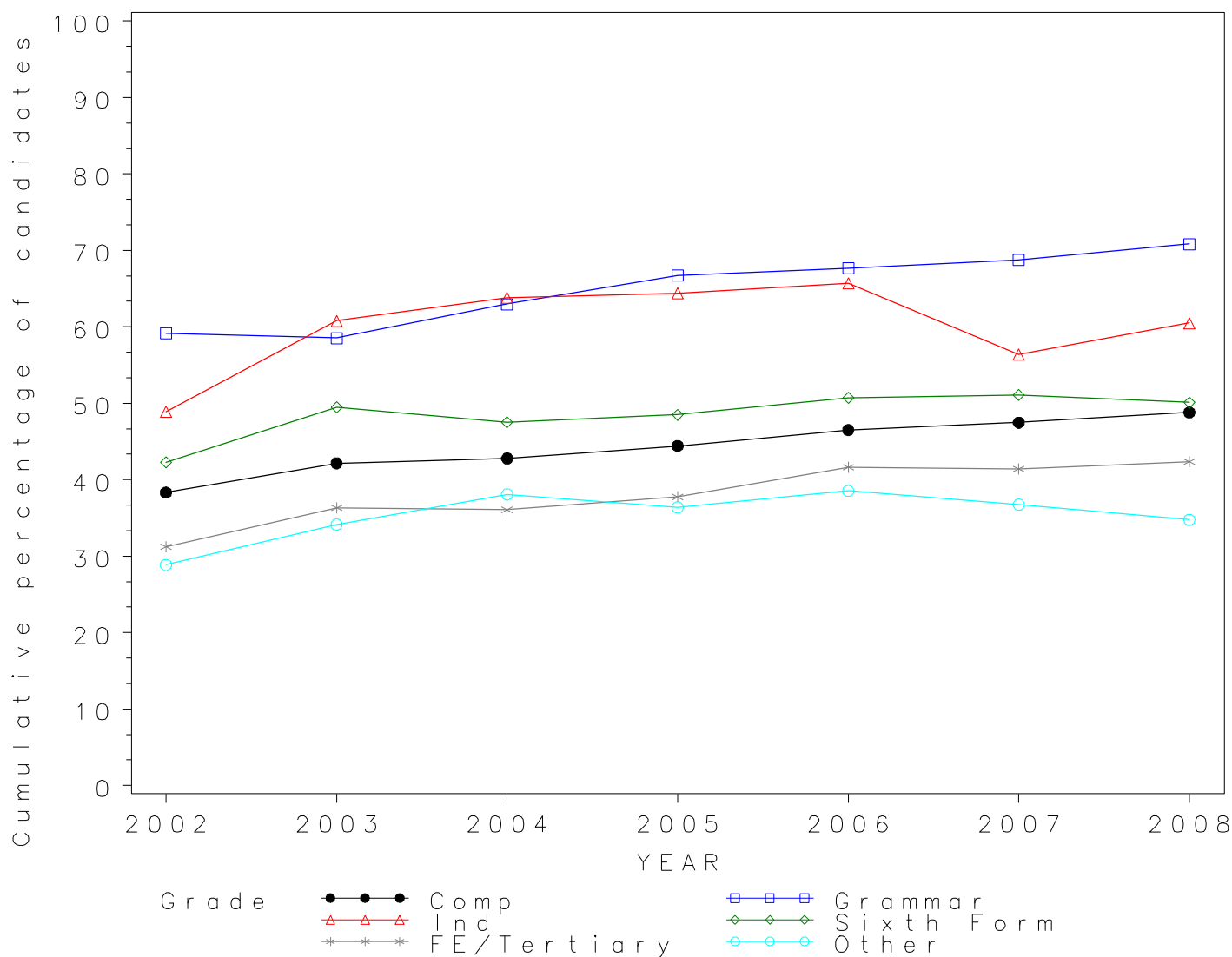
schtype	2002	2003	2004	2005	2006	2007	2008
Comprehensive	38.33	42.16	42.79	44.42	46.51	47.48	48.82
Grammar	59.14	58.55	62.98	66.72	67.66	68.74	70.83
Independent	48.90	60.80	63.80	64.40	65.70	56.40	60.50
Sixth Form	42.30	49.50	47.50	48.50	50.70	51.10	50.10
FE/Tertiary	31.22	36.32	36.07	37.75	41.63	41.39	42.35
Other	28.86	34.14	38.09	36.38	38.55	36.75	34.76

Cumulative Numbers

schtype	2002	2003	2004	2005	2006	2007	2008
Comprehensive	4091	4733	5101	5483	5843	5885	6326
Grammar	899	911	1092	1167	1136	1181	1294
Independent	170	239	271	299	302	285	308
Sixth Form	1872	2403	2408	2733	3061	3306	3445
FE/Tertiary	1640	1955	1902	1982	2173	2152	2281
Other	187	240	267	318	320	333	349

GCE A Level SOCIOLOGY 2002—2008

Cumulative % at Grade B by school type



*GCE A Level SOCIOLOGY Grade C by school type 2002- 2008
Cumulative Percentages*

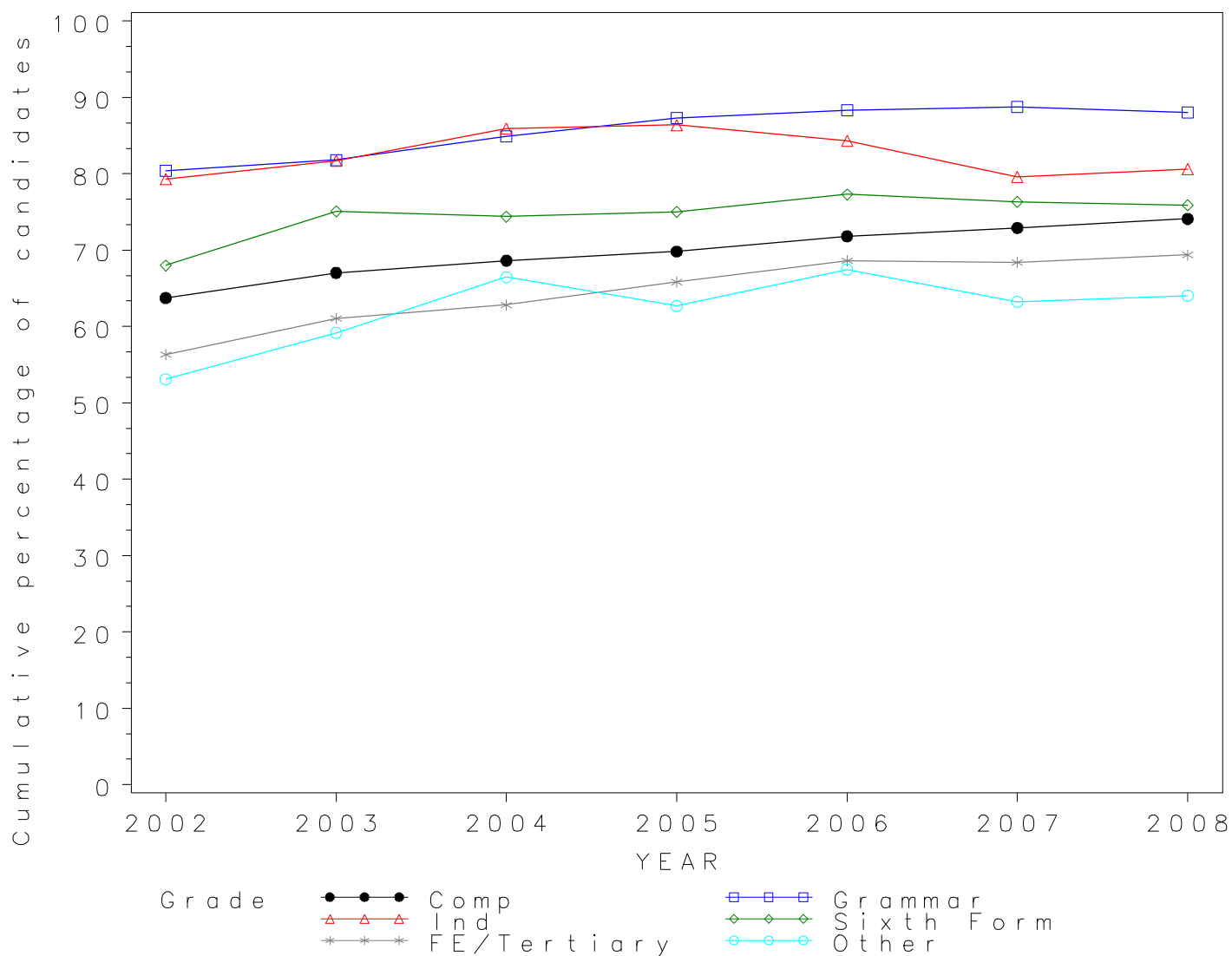
schtype	2002	2003	2004	2005	2006	2007	2008
Comprehensive	63.74	67.03	68.63	69.82	71.82	72.92	74.10
Grammar	80.39	81.81	84.89	87.31	88.33	88.77	88.01
Independent	79.30	81.70	85.90	86.40	84.30	79.60	80.60
Sixth Form	68.00	75.10	74.40	75.00	77.30	76.30	75.90
FE/Tertiary	56.31	61.06	62.83	65.83	68.64	68.42	69.38
Other	53.09	59.17	66.48	62.70	67.47	63.25	64.04

Cumulative Numbers

schtype	2002	2003	2004	2005	2006	2007	2008
Comprehensive	6803	7525	8181	8619	9023	9038	9603
Grammar	1222	1273	1472	1527	1483	1525	1608
Independent	276	321	365	401	388	402	410
Sixth Form	3009	3646	3772	4227	4667	4937	5219
FE/Tertiary	2958	3286	3313	3456	3583	3557	3737
Other	344	416	466	548	560	573	643

GCE A Level SOCIOLOGY 2002—2008

Cumulative % at Grade C by school type



*GCE A Level SOCIOLOGY Grade D by school type 2002- 2008
Cumulative Percentages*

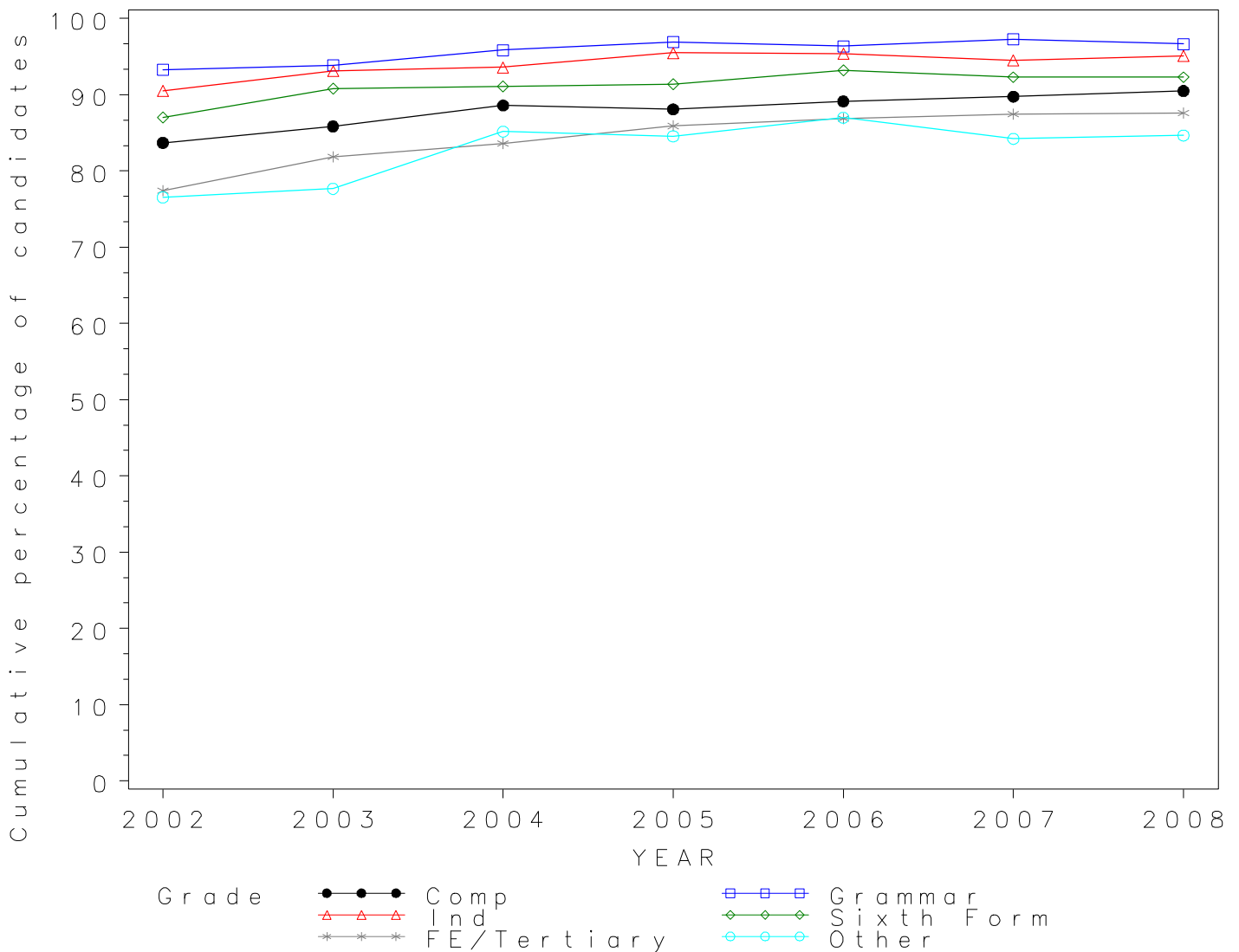
schtype	2002	2003	2004	2005	2006	2007	2008
Comprehensive	83.69	85.85	88.60	88.09	89.13	89.75	90.50
Grammar	93.29	93.83	95.85	96.91	96.37	97.26	96.66
Independent	90.50	93.10	93.60	95.50	95.40	94.50	95.10
Sixth Form	87.00	90.80	91.10	91.40	93.20	92.30	92.30
FE/Tertiary	77.40	81.85	83.60	85.90	86.88	87.44	87.62
Other	76.54	77.67	85.16	84.55	86.99	84.22	84.66

Cumulative Numbers

schtype	2002	2003	2004	2005	2006	2007	2008
Comprehensive	8932	9638	10561	10874	11198	11124	11728
Grammar	1418	1460	1662	1695	1618	1671	1766
Independent	315	366	398	443	439	477	484
Sixth Form	3850	4408	4619	5151	5626	5972	6347
FE/Tertiary	4066	4405	4408	4510	4535	4546	4719
Other	496	546	597	739	722	763	850

GCE A Level SOCIOLOGY 2002—2008

Cumulative % at Grade D by school type



*GCE A Level SOCIOLOGY Grade E by school type 2002- 2008
Cumulative Percentages*

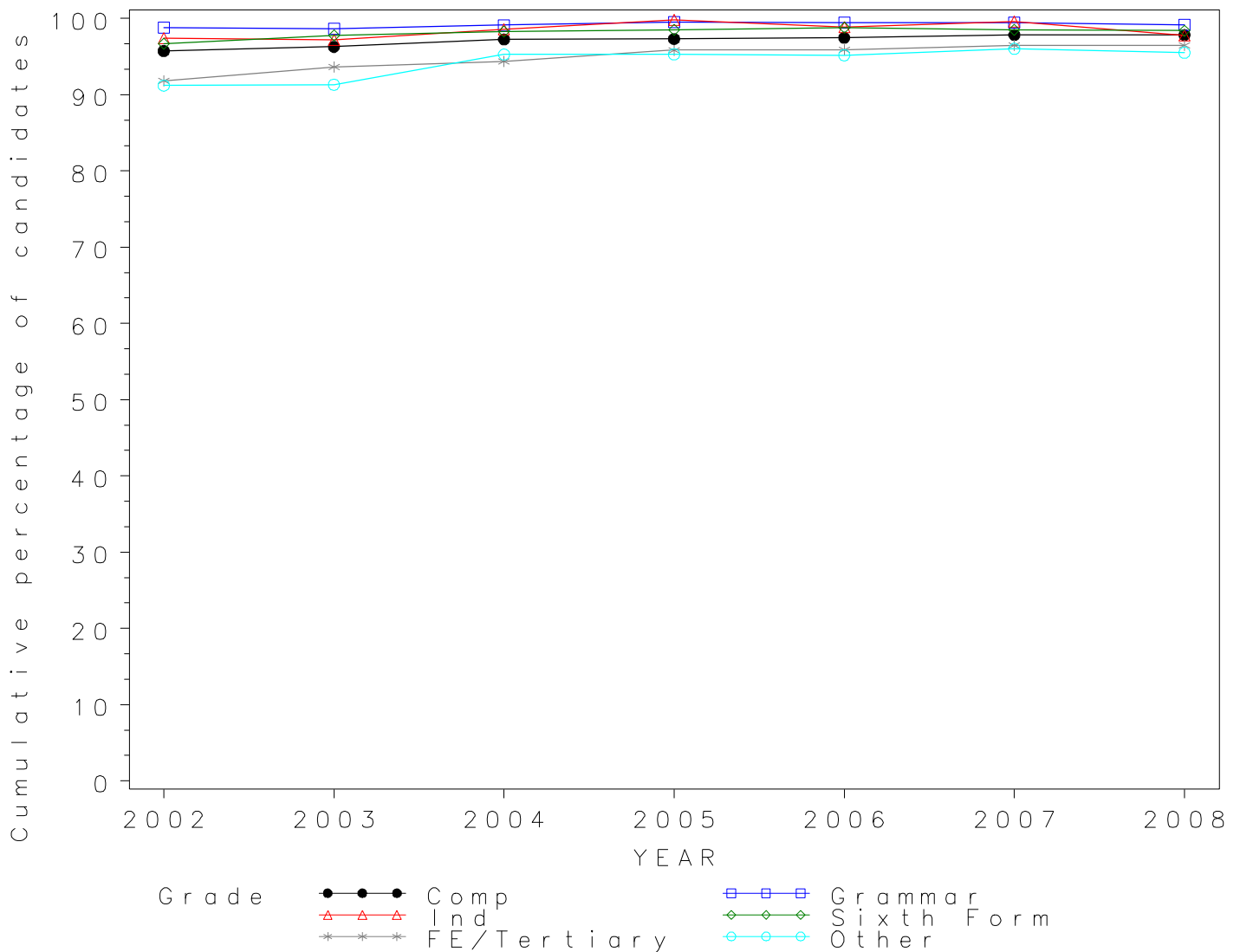
schtype	2002	2003	2004	2005	2006	2007	2008
Comprehensive	95.75	96.29	97.26	97.32	97.48	97.84	97.84
Grammar	98.82	98.65	99.13	99.54	99.46	99.48	99.18
Independent	97.40	97.20	98.60	99.80	98.90	99.60	97.80
Sixth Form	96.70	97.80	98.30	98.50	98.80	98.50	98.40
FE/Tertiary	91.81	93.65	94.35	95.85	95.88	96.50	96.47
Other	91.20	91.32	95.29	95.31	95.18	96.03	95.52

Cumulative Numbers

schtype	2002	2003	2004	2005	2006	2007	2008
Comprehensive	10219	10809	11593	12013	12246	12127	12679
Grammar	1502	1535	1719	1741	1670	1709	1812
Independent	339	382	419	463	455	503	498
Sixth Form	4279	4748	4984	5551	5965	6373	6766
FE/Tertiary	4823	5040	4975	5032	5005	5017	5196
Other	591	642	668	833	790	870	959

GCE A Level SOCIOLOGY 2002—2008

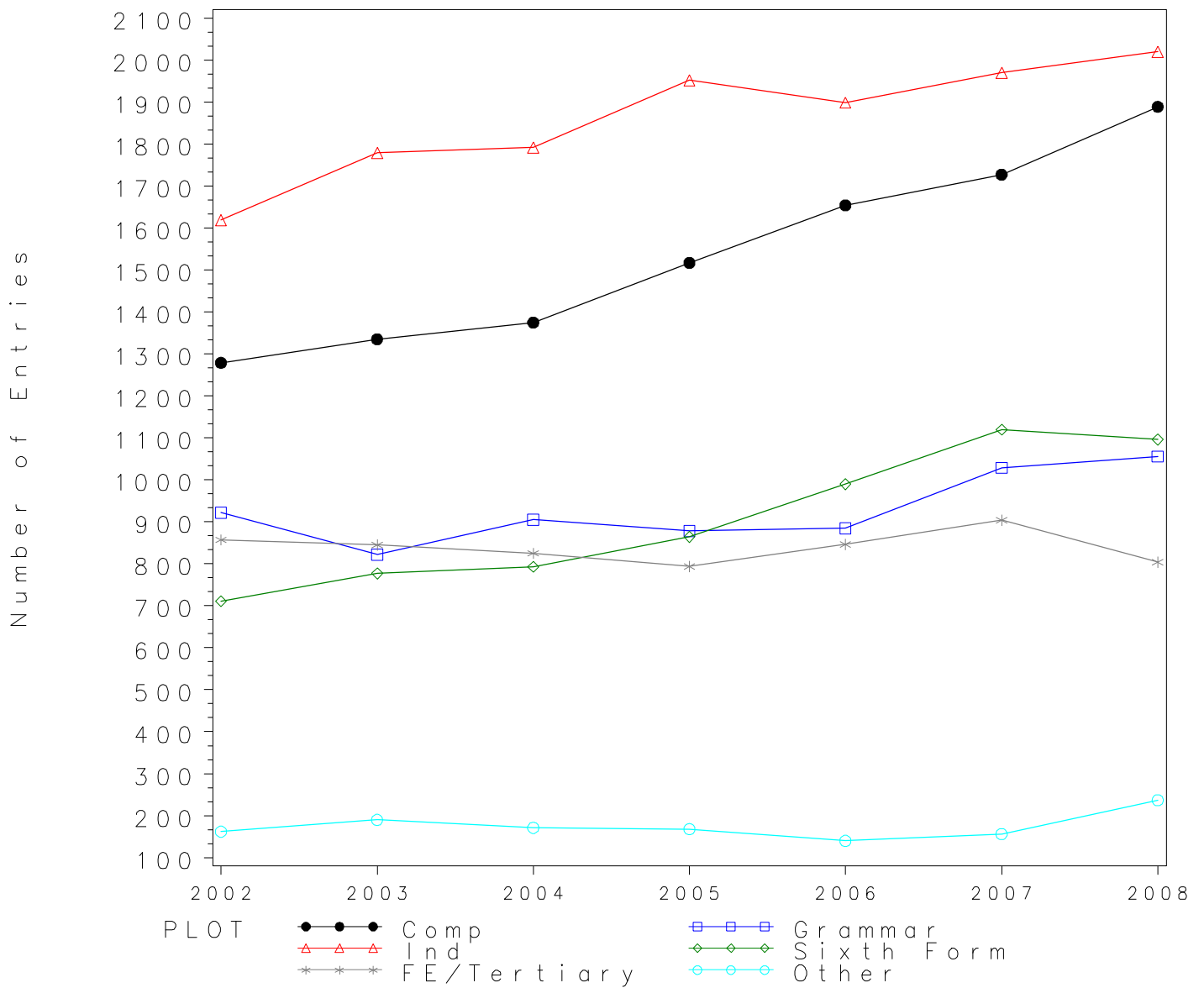
Cumulative % at Grade E by school type



Numbers of GCE A Level entries in SPANISH by school type 2002- 2008

schtype	2002	2003	2004	2005	2006	2007	2008
Comprehensive	1279	1335	1375	1517	1654	1727	1889
Grammar	922	822	905	878	885	1029	1056
Independent	1619	1779	1792	1952	1899	1970	2020
Sixth Form	711	777	793	864	990	1120	1096
FE/Tertiary	857	845	825	794	846	904	804
Other	162	190	171	168	140	156	237

GCE A Level SPANISH Entries by school type 2002–2008



*GCE A Level SPANISH Grade A by school type 2002- 2008
Cumulative Percentages*

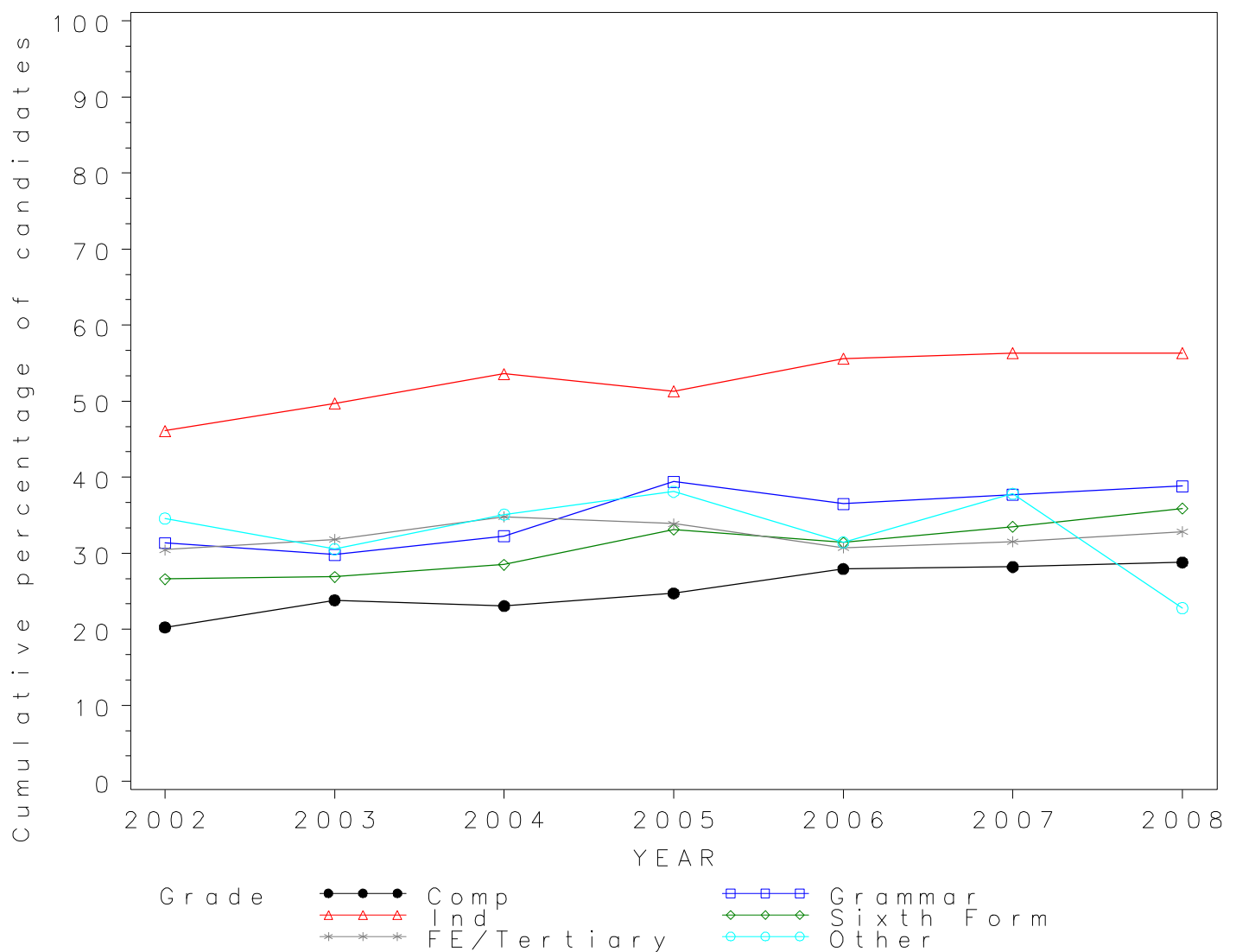
schtype	2002	2003	2004	2005	2006	2007	2008
Comprehensive	20.25	23.82	23.05	24.72	27.93	28.20	28.80
Grammar	31.34	29.81	32.27	39.41	36.50	37.71	38.83
Independent	46.10	49.70	53.60	51.30	55.60	56.30	56.30
Sixth Form	26.60	26.90	28.50	33.10	31.40	33.50	35.90
FE/Tertiary	30.46	31.83	34.79	33.88	30.73	31.53	32.84
Other	34.57	30.53	35.09	38.10	31.43	37.82	22.78

Cumulative Numbers

schtype	2002	2003	2004	2005	2006	2007	2008
Comprehensive	259	318	317	375	462	487	544
Grammar	289	245	292	346	323	388	410
Independent	746	884	961	1001	1056	1109	1137
Sixth Form	189	209	226	286	311	375	393
FE/Tertiary	261	269	287	269	260	285	264
Other	56	58	60	64	44	59	54

GCE A Level SPANISH 2002–2008

Cumulative % at Grade A by school type



*GCE A Level SPANISH Grade B by school type 2002- 2008
Cumulative Percentages*

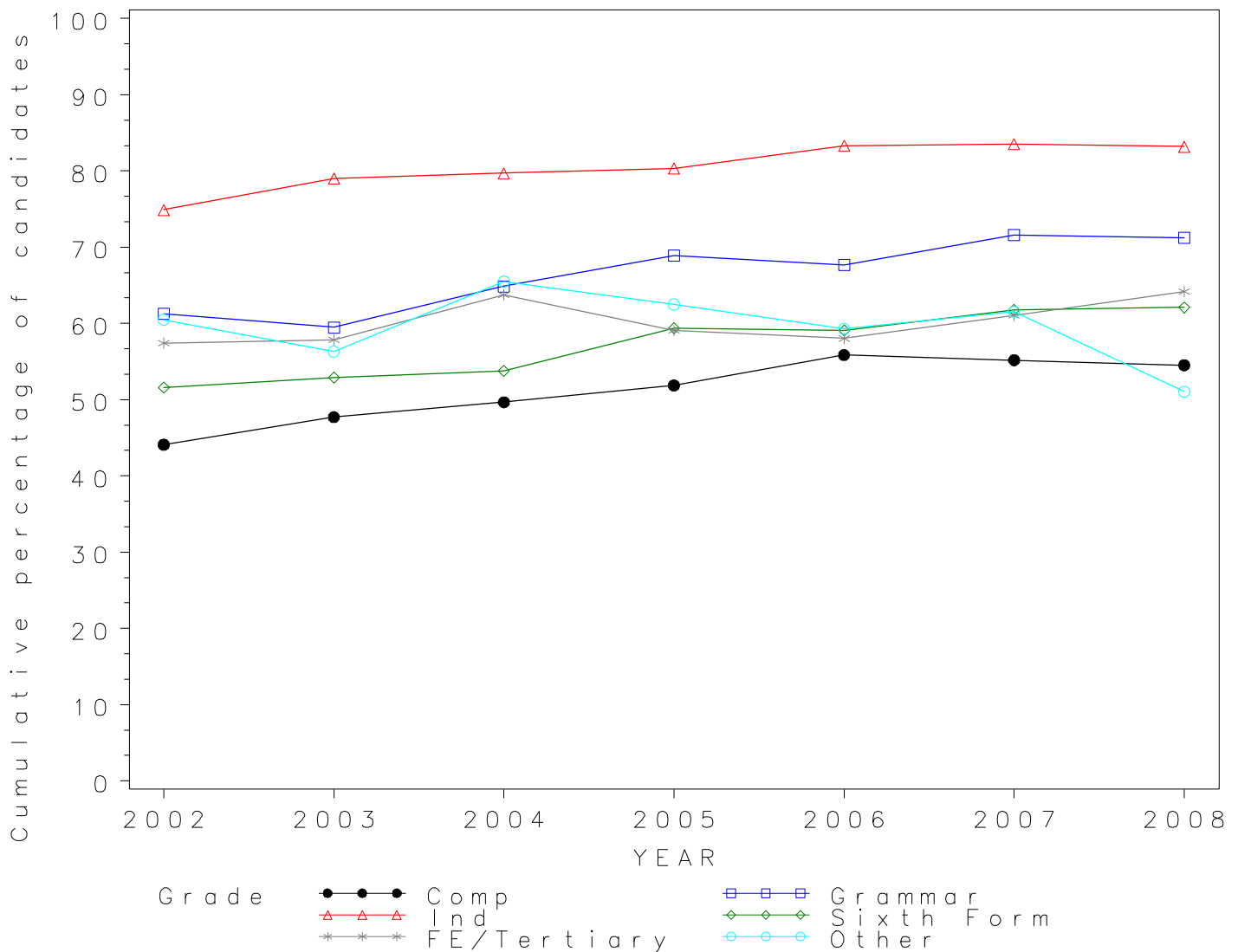
schtype	2002	2003	2004	2005	2006	2007	2008
Comprehensive	44.10	47.72	49.67	51.88	55.86	55.18	54.53
Grammar	61.28	59.49	64.86	68.91	67.68	71.62	71.21
Independent	74.90	79.00	79.70	80.30	83.30	83.50	83.20
Sixth Form	51.60	52.90	53.80	59.40	59.10	61.80	62.10
FE/Tertiary	57.41	57.87	63.76	59.07	58.04	61.06	64.18
Other	60.49	56.32	65.50	62.50	59.29	61.54	51.05

Cumulative Numbers

schtype	2002	2003	2004	2005	2006	2007	2008
Comprehensive	564	637	683	787	924	953	1030
Grammar	565	489	587	605	599	737	752
Independent	1213	1405	1428	1567	1582	1645	1681
Sixth Form	367	411	427	513	585	692	681
FE/Tertiary	492	489	526	469	491	552	516
Other	98	107	112	105	83	96	121

GCE A Level SPANISH 2002–2008

Cumulative % at Grade B by school type



*GCE A Level SPANISH Grade C by school type 2002-2008
Cumulative Percentages*

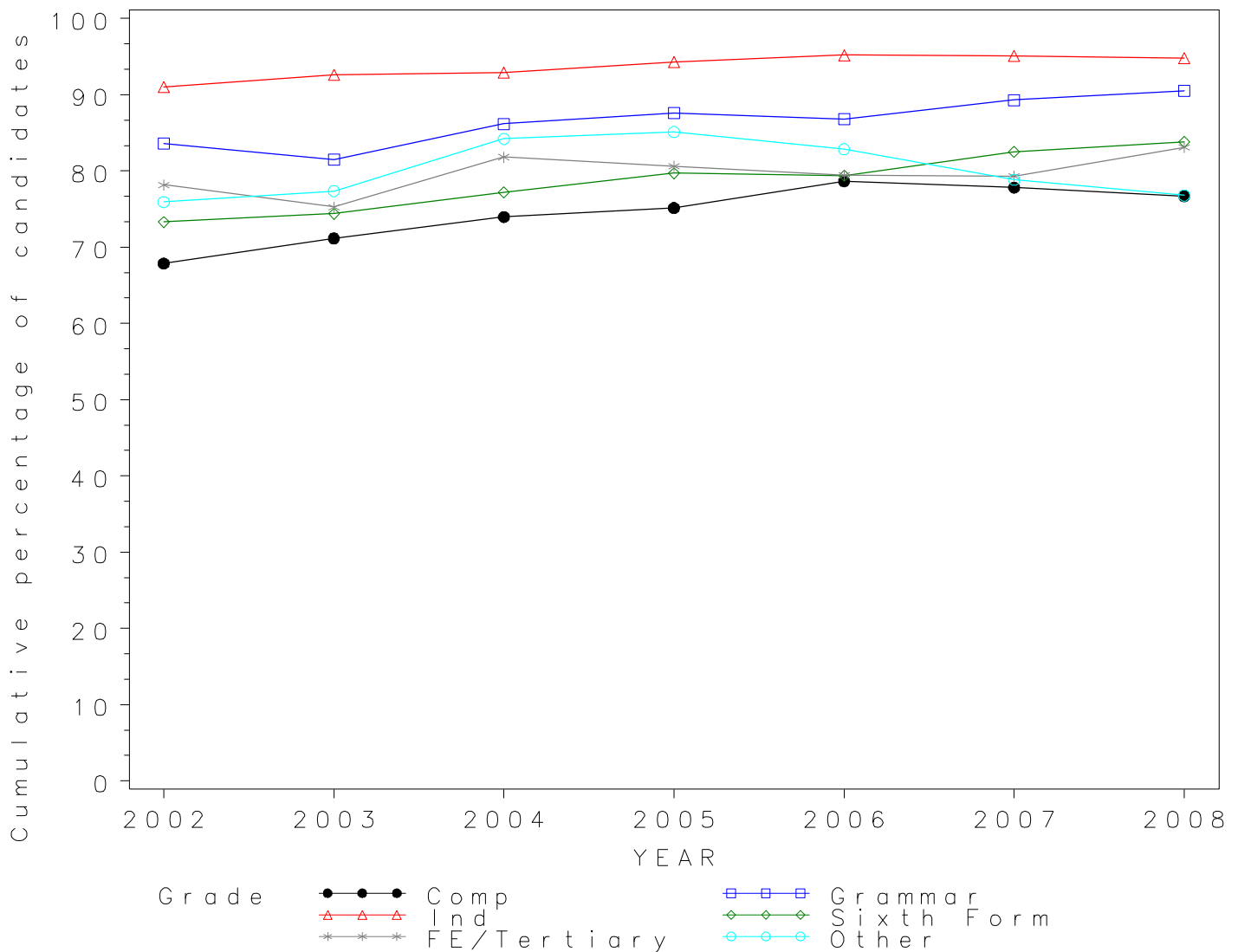
schtype	2002	2003	2004	2005	2006	2007	2008
Comprehensive	67.87	71.16	73.96	75.15	78.66	77.82	76.71
Grammar	83.62	81.51	86.19	87.59	86.78	89.31	90.53
Independent	91.00	92.60	92.90	94.30	95.20	95.10	94.80
Sixth Form	73.30	74.40	77.20	79.70	79.40	82.50	83.80
FE/Tertiary	78.18	75.27	81.82	80.60	79.43	79.31	83.08
Other	75.93	77.37	84.21	85.12	82.86	78.85	76.79

Cumulative Numbers

schtype	2002	2003	2004	2005	2006	2007	2008
Comprehensive	868	950	1017	1140	1301	1344	1449
Grammar	771	670	780	769	768	919	956
Independent	1473	1647	1665	1841	1808	1873	1915
Sixth Form	521	578	612	689	786	924	918
FE/Tertiary	670	636	675	640	672	717	668
Other	123	147	144	143	116	123	182

GCE A Level SPANISH 2002–2008

Cumulative % at Grade C by school type



*GCE A Level SPANISH Grade D by school type 2002- 2008
Cumulative Percentages*

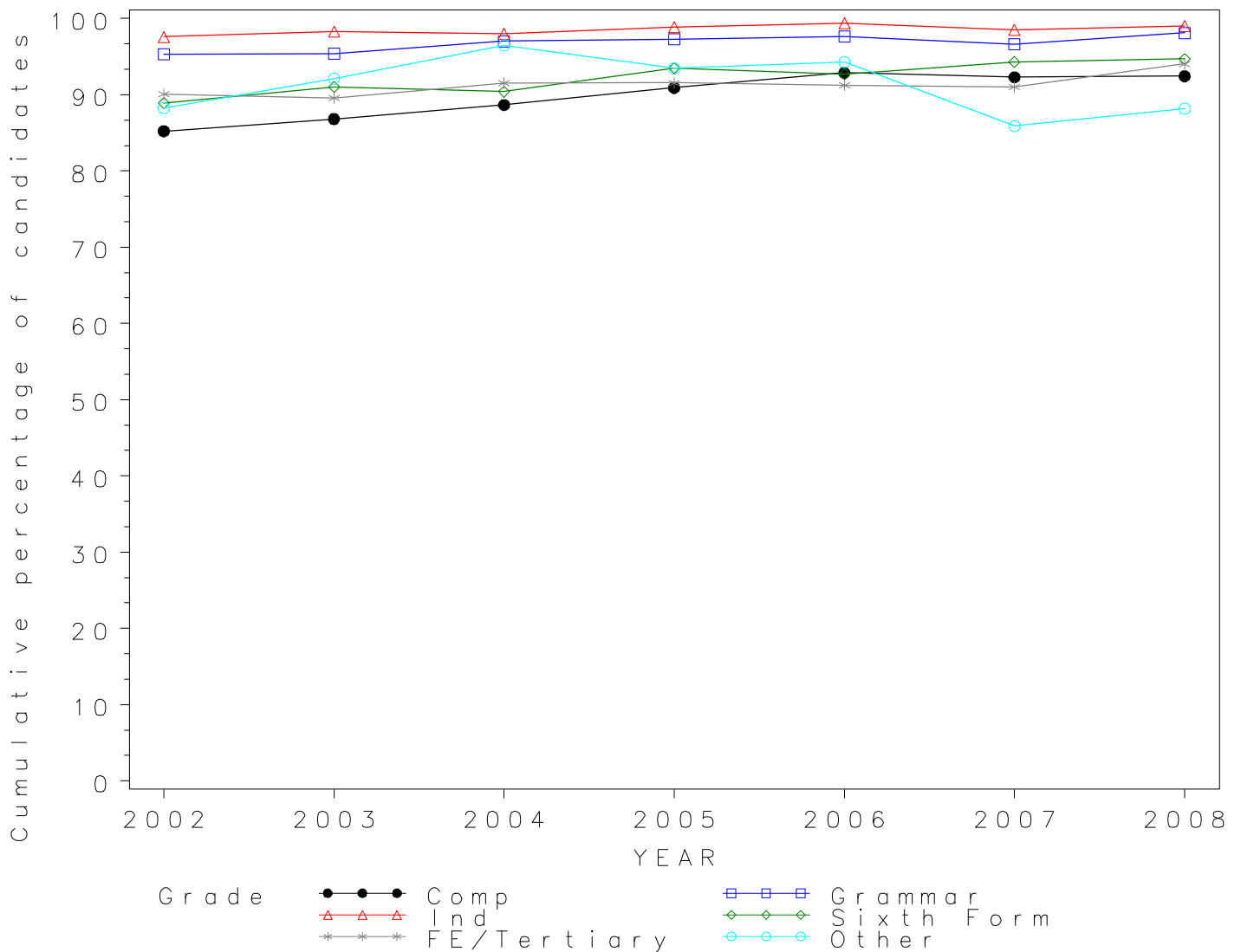
schtype	2002	2003	2004	2005	2006	2007	2008
Comprehensive	85.22	86.82	88.65	90.90	92.87	92.30	92.43
Grammar	95.34	95.38	97.02	97.27	97.63	96.60	98.11
Independent	97.60	98.30	98.00	98.90	99.40	98.50	99.00
Sixth Form	88.90	91.00	90.40	93.50	92.70	94.30	94.70
FE/Tertiary	90.08	89.59	91.52	91.56	91.25	91.04	94.03
Other	88.27	92.11	96.49	93.45	94.29	85.90	88.19

Cumulative Numbers

schtype	2002	2003	2004	2005	2006	2007	2008
Comprehensive	1090	1159	1219	1379	1536	1594	1746
Grammar	879	784	878	854	864	994	1036
Independent	1580	1749	1756	1931	1888	1940	2000
Sixth Form	632	707	717	808	918	1056	1038
FE/Tertiary	772	757	755	727	772	823	756
Other	143	175	165	157	132	134	209

GCE A Level SPANISH 2002—2008

Cumulative % at Grade D by school type



*GCE A Level SPANISH Grade E by school type 2002- 2008
Cumulative Percentages*

schtype	2002	2003	2004	2005	2006	2007	2008
Comprehensive	96.64	96.93	96.80	98.02	98.61	98.09	98.78
Grammar	98.92	98.78	99.01	99.54	99.32	99.32	99.53
Independent	99.50	99.70	99.70	99.90	99.90	99.70	100.00
Sixth Form	98.50	98.20	98.40	98.60	98.90	98.90	99.50
FE/Tertiary	97.32	97.04	97.58	97.36	96.93	97.68	98.26
Other	94.44	96.84	98.83	98.21	97.86	97.44	94.94

Cumulative Numbers

schtype	2002	2003	2004	2005	2006	2007	2008
Comprehensive	1236	1294	1331	1487	1631	1694	1866
Grammar	912	812	896	874	879	1022	1051
Independent	1611	1774	1787	1950	1897	1964	2020
Sixth Form	700	763	780	852	979	1108	1091
FE/Tertiary	834	820	805	773	820	883	790
Other	153	184	169	165	137	152	225

GCE A Level SPANISH 2002—2008

Cumulative % at Grade E by school type

