

# GCSE Uptake and Results, by School Type 2002-2008

Source: Inter-Awarding Body Statistics

Statistics Report Series No. 19

Tim Gill

February 2010

Research Division – Statistics Group  
Assessment, Research and Development  
Cambridge Assessment  
1 Regent Street, Cambridge, CB2 1GG

## ***Table of contents***

- GCSE All Candidates by School Type
- GCSE By Subject:
  - ART
  - BIOLOGY
  - BUSINESS & COMMUNICATION SYSTEMS
  - BUSINESS STUDIES
  - CHEMISTRY
  - CLASSICAL SUBJECTS
  - COMBINED SCIENCE
  - COMMUNICATION STUDIES
  - COMPUTING/INFORMATION
  - DESIGN AND TECHNOLOGY
  - DRAMA
  - ECONOMICS
  - ENGLISH LANGUAGE
  - ENGLISH LITERATURE
  - FRENCH
  - GENERAL STUDIES
  - GEOGRAPHY
  - GERMAN
  - HISTORY
  - HOME ECONOMICS
  - HUMANITIES
  - MATHEMATICS
  - MUSIC
  - PE/SPORT
  - PHYSICS
  - PSYCHOLOGY
  - RELIGIOUS STUDIES/EDUCATION
  - SOCIOLOGY
  - SPANISH
  - STATISTICS
  - VOCATIONAL STUDIES

NOTE: The Inter-Awarding Body Statistics are the results for all candidates, of all ages, from all centres.

## ***Introduction***

This report presents the entries and results for all GCSE subject categories in England, Northern Ireland and Wales for the years 2002 to 2008<sup>1</sup>, broken down by school type. The data is compiled from the Inter-Awarding Body Statistics produced by the Joint Council for Qualifications (JCQ)<sup>2</sup>. Within each subject category there may be different specifications or indeed different qualifications: for instance, the Combined Science category includes Core Science and Additional Science. Where individual subjects are of special interest, these are presented separately: for instance, the Social Science category has been broken down into Psychology and Sociology only and the Languages category into French, German and Spanish only.

The report starts with the entries and results for all subject categories together, followed by each category (or subject) separately. For each, the data are presented in the following order:

- Table and graph of entries by school type
- Tables of the numbers and percentages of candidates achieving each grade or better, by school type
- Graph of the percentage of candidates achieving each grade or better, by school type.

---

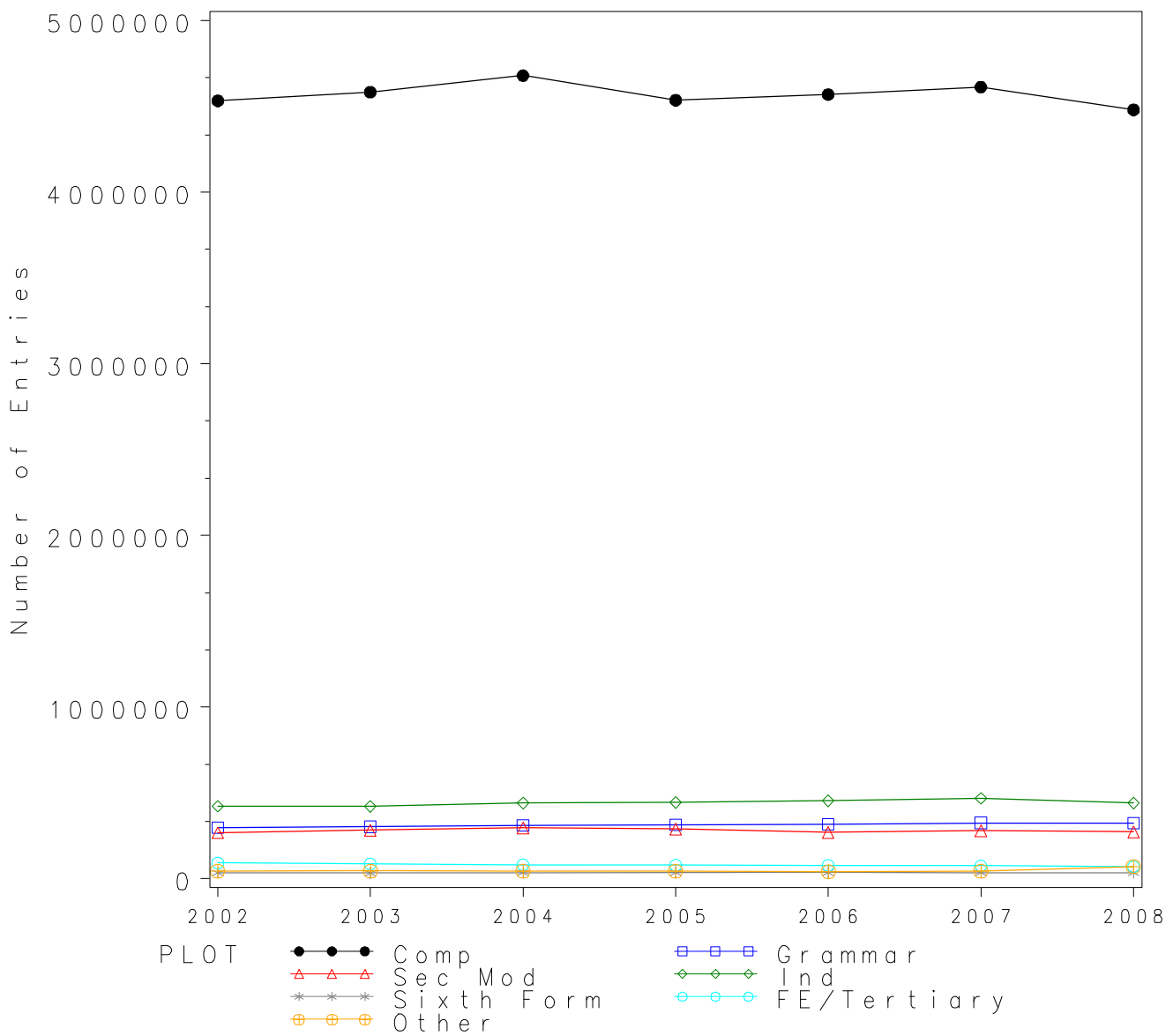
<sup>1</sup> Except for the Business and Communication Systems category, which did not exist prior to 2003.

<sup>2</sup> See [http://www.jcq.org.uk/national\\_results/gcse](http://www.jcq.org.uk/national_results/gcse). The school type categorisation was taken directly from the electronic versions of the Inter-Awarding Body Statistics provided each year to awarding bodies by the JCQ.

*Numbers of GCSE entries in all subjects by school type 2002-2008*

SCHTYPE	2002	2003	2004	2005	2006	2007	2008
Comprehensive	4532042	4582403	4679107	4535316	4568459	4612182	4479465
Grammar	297433	302804	310882	314855	317266	325154	324193
Sec Mod	268568	283156	296051	290706	270683	280288	273332
Independent	423282	421001	441922	444347	454115	469140	440873
Sixth Form	34612	33532	35217	35711	36160	35330	34841
FE/Tertiary	91921	86846	81813	79115	77210	75565	69672
Other	44556	46128	42867	45355	41880	45171	69994

GCSE All Subjects Entries by school type 2002–2008



*GCSE All Subjects Grade A\* by school type 2002- 2008  
Cumulative Percentages*

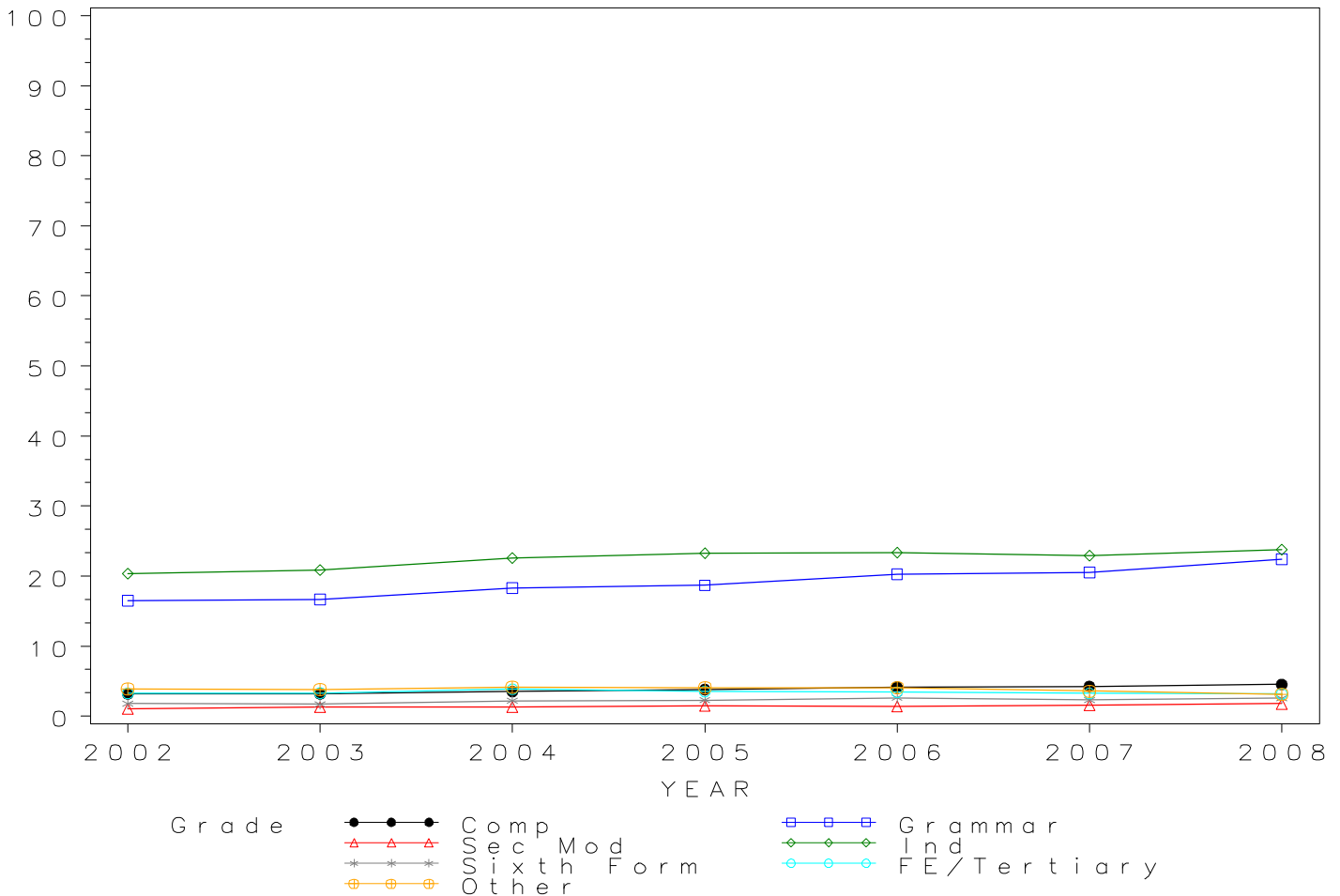
SCHTYPE	2002	2003	2004	2005	2006	2007	2008
Comprehensive	3.21	3.21	3.51	3.80	4.14	4.25	4.52
Grammar	16.52	16.68	18.29	18.68	20.27	20.55	22.43
Sec Mod	1.07	1.27	1.30	1.50	1.41	1.56	1.77
Independent	20.37	20.87	22.58	23.28	23.38	22.92	23.78
Sixth Form	1.78	1.70	2.18	2.28	2.62	2.31	2.57
FE/Tertiary	3.24	3.30	3.84	3.51	3.44	3.25	3.19
Other	3.87	3.80	4.17	4.08	4.03	3.59	3.08

*Cumulative Numbers*

SCHTYPE	2002	2003	2004	2005	2006	2007	2008
Comprehensive	145670	146952	164099	172316	189348	195882	202425
Grammar	49127	50520	56846	58812	64310	66819	72730
Sec Mod	2862	3600	3848	4359	3815	4360	4839
Independent	86216	87870	99786	103456	106176	107508	104822
Sixth Form	616	571	768	813	948	815	894
FE/Tertiary	2974	2864	3138	2779	2657	2454	2221
Other	1723	1752	1787	1851	1687	1623	2158

**GCSE All Subjects 2002–2008**

Cumulative % at Grade A\* by school type



*GCSE All Subjects Grade A by school type 2002- 2008  
Cumulative Percentages*

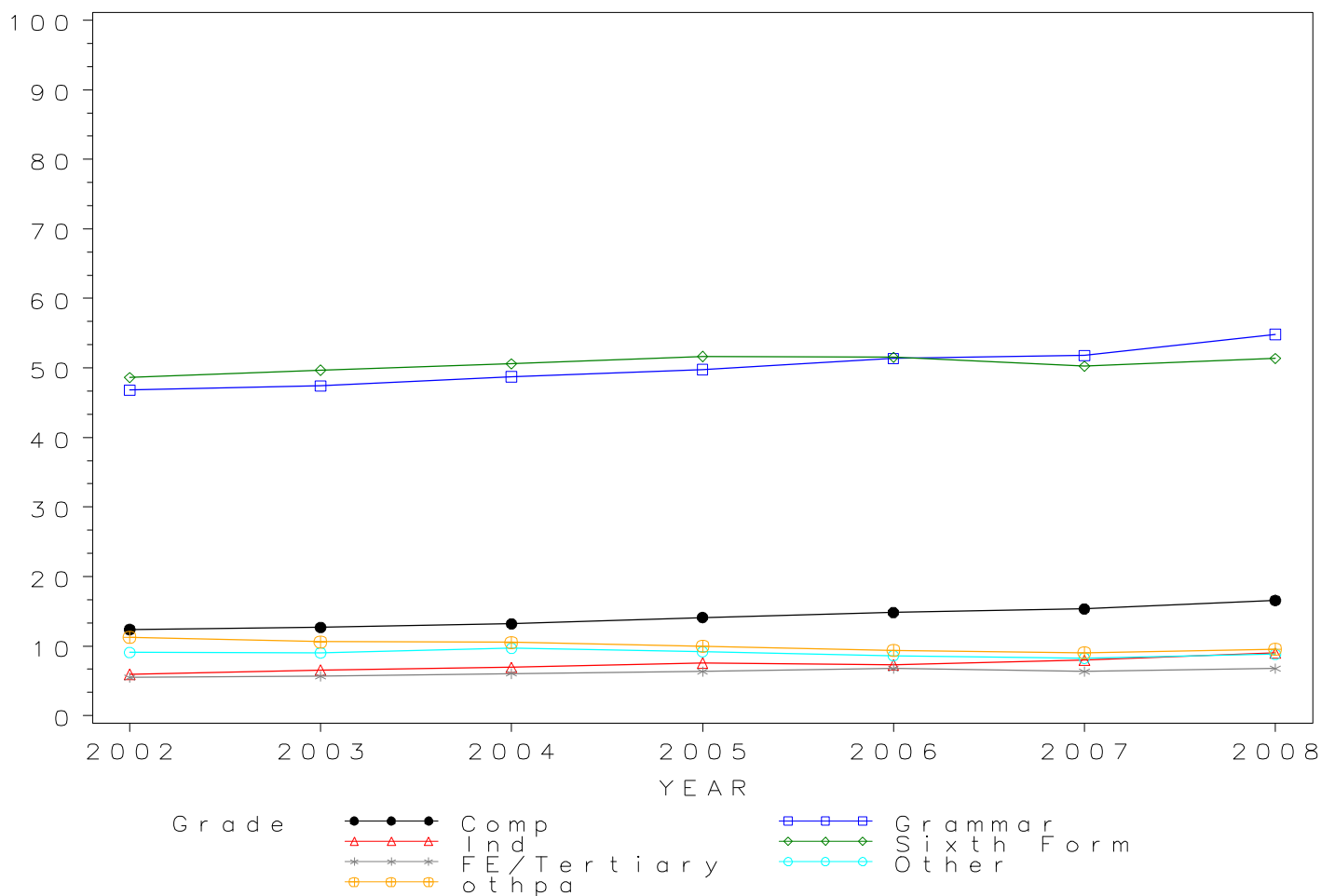
SCHTYPE	2002	2003	2004	2005	2006	2007	2008
Comprehensive	12.39	12.67	13.21	14.12	14.82	15.34	16.57
Grammar	46.80	47.42	48.72	49.76	51.34	51.79	54.84
Sec Mod	5.97	6.56	6.94	7.57	7.33	7.96	8.98
Independent	48.60	49.67	50.58	51.67	51.52	50.25	51.34
Sixth Form	5.47	5.63	6.04	6.33	6.79	6.33	6.74
FE/Tertiary	9.09	9.02	9.69	9.19	8.62	8.26	8.81
Other	11.26	10.62	10.53	9.99	9.34	9.04	9.57

*Cumulative Numbers*

SCHTYPE	2002	2003	2004	2005	2006	2007	2008
Comprehensive	561554	580580	618045	640223	676980	707283	742228
Grammar	139213	143583	151475	156671	162892	168402	177780
Sec Mod	16028	18582	20556	22005	19845	22310	24557
Independent	205716	209120	223537	229593	233947	235746	226349
Sixth Form	1894	1888	2126	2262	2457	2235	2350
FE/Tertiary	8357	7834	7924	7269	6657	6239	6140
Other	5015	4900	4513	4531	3912	4082	6697

**GCSE All Subjects 2002–2008**

Cumulative % at Grade A by school type



*GCSE All Subjects Grade B by school type 2002- 2008  
Cumulative Percentages*

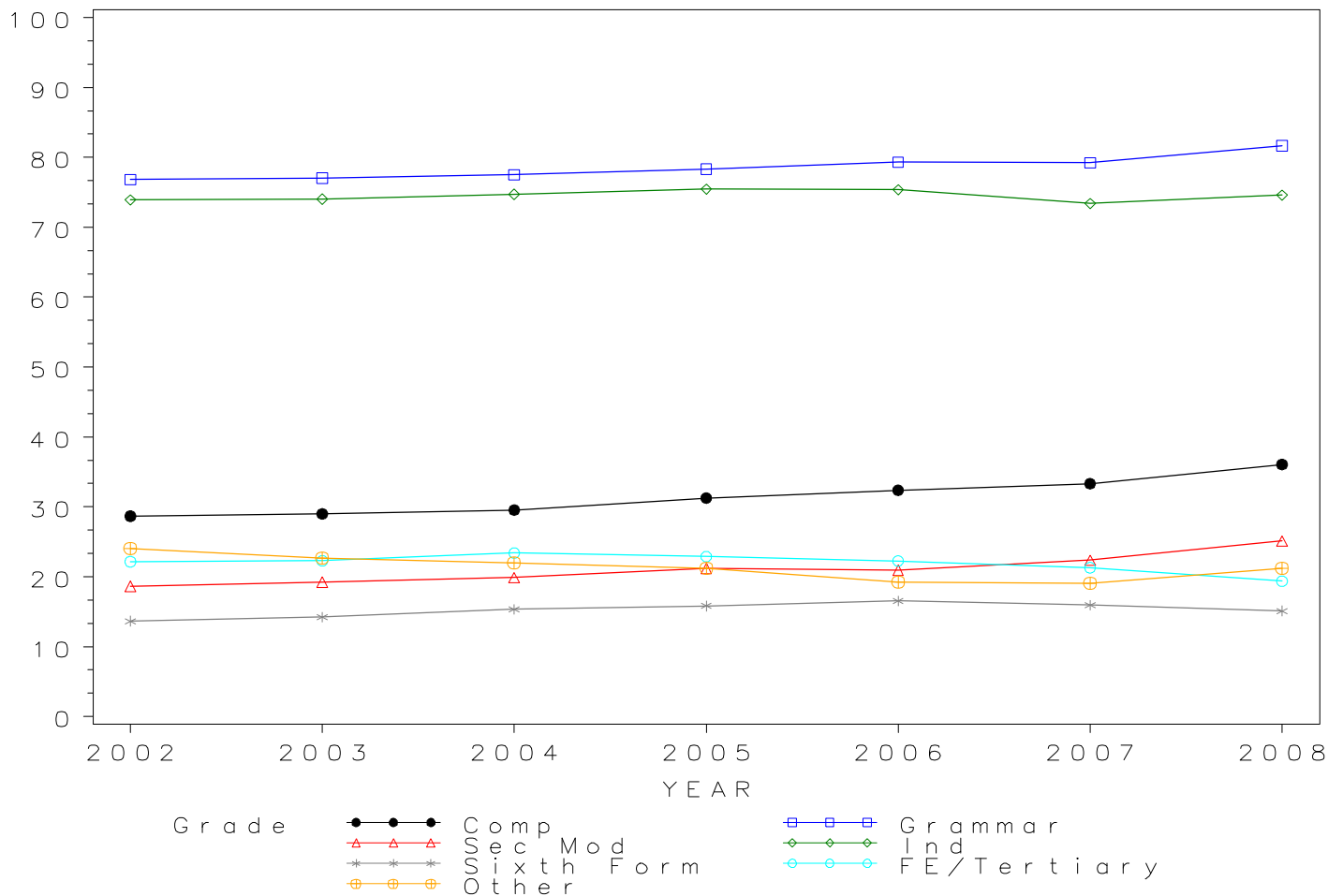
SCHTYPE	2002	2003	2004	2005	2006	2007	2008
Comprehensive	28.67	29.00	29.55	31.26	32.38	33.33	36.07
Grammar	76.84	77.06	77.54	78.31	79.32	79.25	81.69
Sec Mod	18.65	19.23	19.90	21.21	20.98	22.39	25.11
Independent	73.92	74.02	74.75	75.48	75.35	73.40	74.59
Sixth Form	13.65	14.22	15.36	15.82	16.53	15.94	15.12
FE/Tertiary	22.16	22.29	23.39	22.88	22.27	21.29	19.38
Other	24.06	22.68	21.98	21.19	19.24	19.07	21.21

*Cumulative Numbers*

SCHTYPE	2002	2003	2004	2005	2006	2007	2008
Comprehensive	1299499	1328904	1382614	1417878	1479082	1537016	1615745
Grammar	228542	233332	241046	246558	251658	257685	264834
Sec Mod	50090	54446	58917	61657	56783	62753	68635
Independent	312876	311642	330329	335378	342192	344329	328866
Sixth Form	4724	4769	5410	5649	5979	5633	5269
FE/Tertiary	20372	19354	19134	18103	17191	16090	13500
Other	10720	10461	9421	9610	8056	8612	14847

**GCSE All Subjects 2002–2008**

Cumulative % at Grade B by school type



*GCSE All Subjects Grade C by school type 2002- 2008  
Cumulative Percentages*

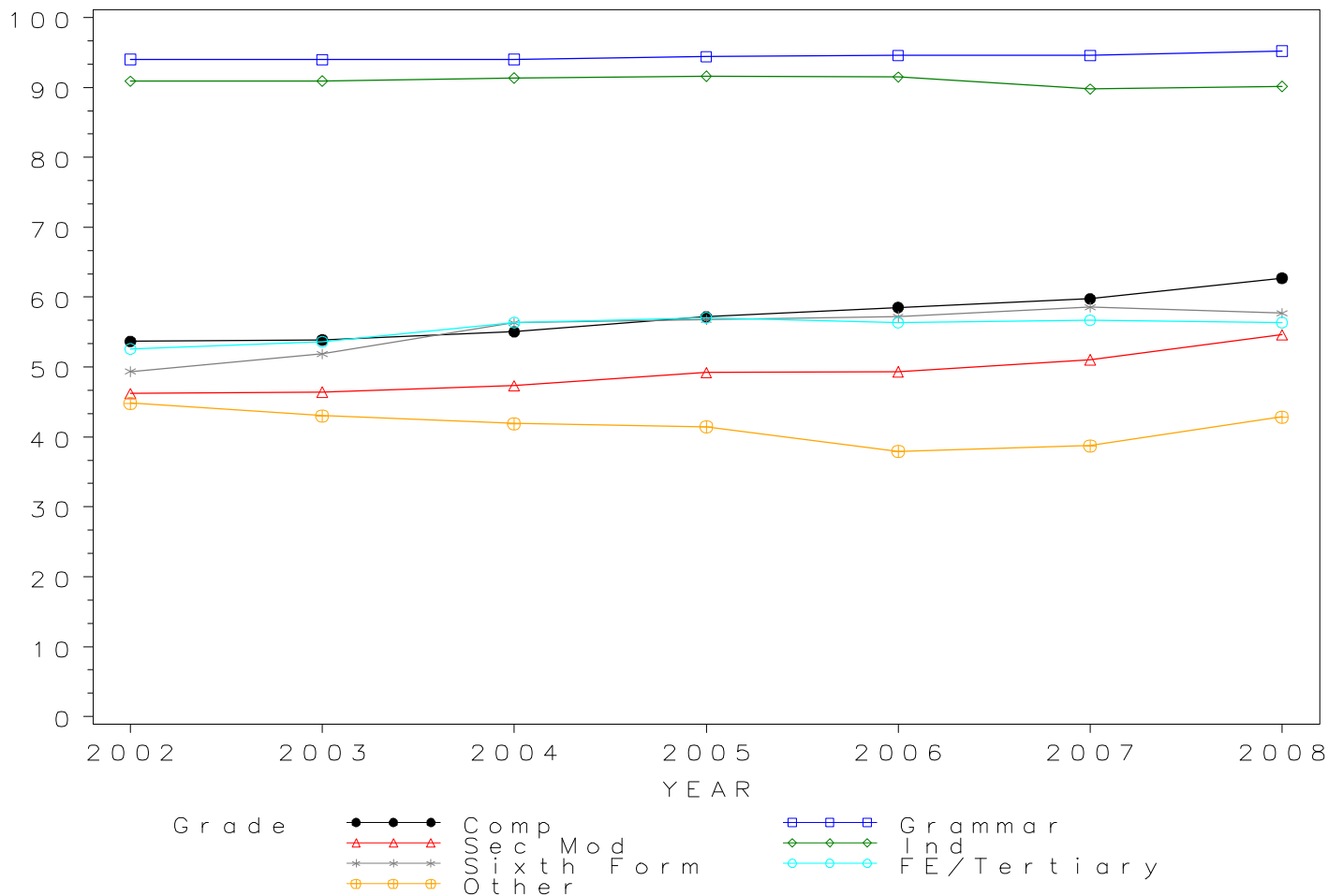
SCHTYPE	2002	2003	2004	2005	2006	2007	2008
Comprehensive	53.68	53.90	55.03	57.20	58.53	59.77	62.73
Grammar	94.02	93.96	94.04	94.40	94.56	94.56	95.23
Sec Mod	46.20	46.45	47.31	49.21	49.36	51.04	54.61
Independent	90.91	90.92	91.37	91.63	91.48	89.80	90.18
Sixth Form	49.36	51.88	56.33	56.74	57.23	58.56	57.71
FE/Tertiary	52.60	53.63	56.37	57.06	56.37	56.70	56.38
Other	44.82	43.03	41.91	41.46	37.91	38.74	42.85

*Cumulative Numbers*

SCHTYPE	2002	2003	2004	2005	2006	2007	2008
Comprehensive	2432827	2469784	2574778	2594270	2673936	2756505	2809929
Grammar	279650	284521	292355	297221	300010	307467	308726
Sec Mod	124088	131519	140074	143044	133605	143068	149261
Independent	384796	382759	403804	407139	415408	421266	397559
Sixth Form	17084	17397	19837	20263	20695	20691	20105
FE/Tertiary	48346	46577	46117	45144	43521	42849	39278
Other	19971	19848	17966	18806	15877	17497	29994

**GCSE All Subjects 2002–2008**

Cumulative % at Grade C by school type





*GCSE All Subjects Grade D by school type 2002- 2008  
Cumulative Percentages*

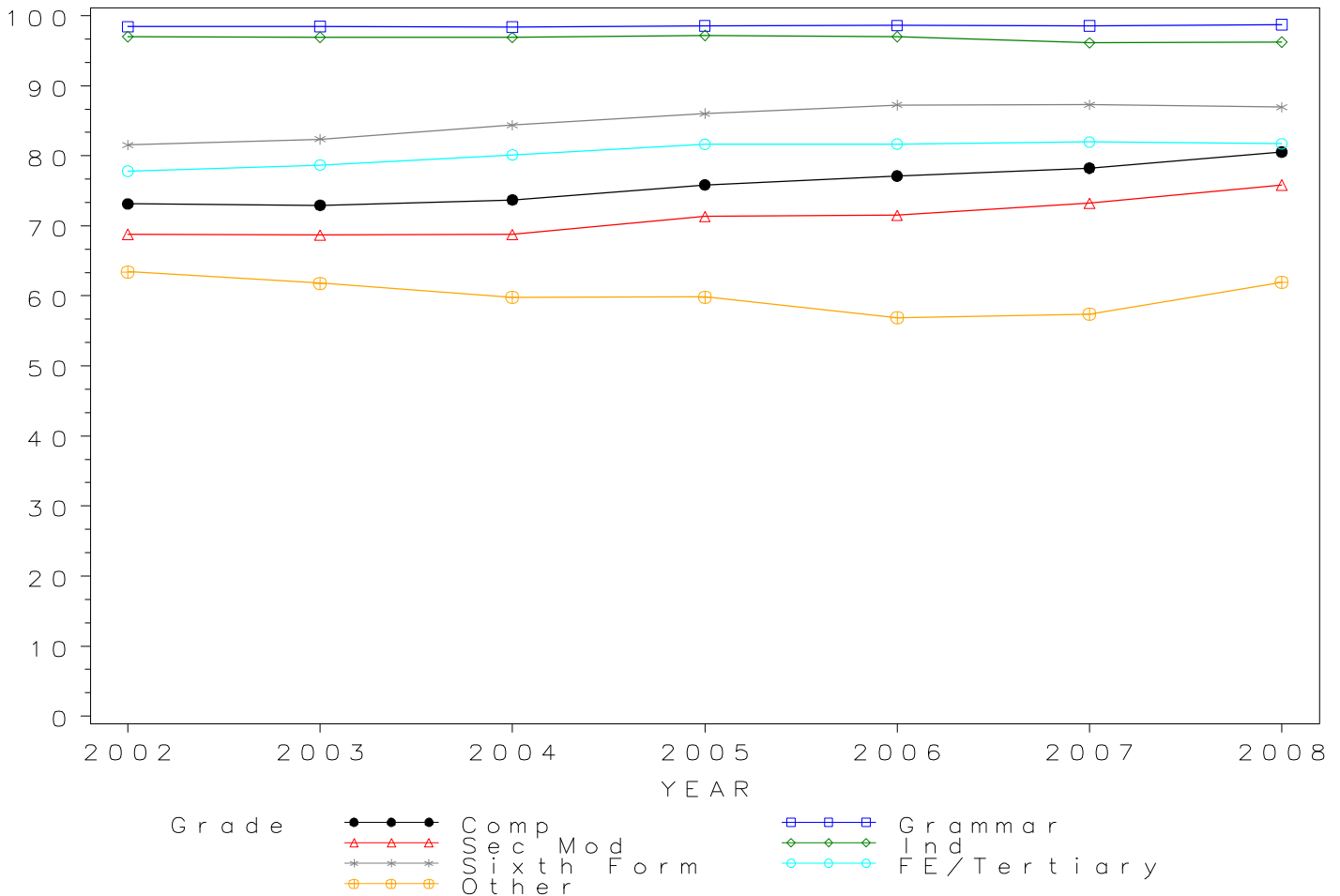
SCHTYPE	2002	2003	2004	2005	2006	2007	2008
Comprehensive	73.13	72.95	73.72	75.86	77.13	78.25	80.56
Grammar	98.43	98.46	98.42	98.57	98.61	98.55	98.76
Sec Mod	68.80	68.68	68.78	71.33	71.53	73.21	75.83
Independent	97.02	96.92	96.92	97.18	97.05	96.14	96.26
Sixth Form	81.55	82.38	84.36	86.03	87.26	87.29	86.94
FE/Tertiary	77.82	78.69	80.15	81.66	81.69	81.96	81.72
Other	63.45	61.81	59.81	59.84	56.86	57.38	61.95

*Cumulative Numbers*

SCHTYPE	2002	2003	2004	2005	2006	2007	2008
Comprehensive	3314466	3342767	3449219	3440300	3523541	3609234	3608569
Grammar	292776	298155	305964	310364	312860	320439	320164
Sec Mod	184767	194464	203619	207364	193626	205209	207269
Independent	410649	408025	428299	431826	440697	451037	424392
Sixth Form	28227	27623	29708	30722	31554	30840	30291
FE/Tertiary	71534	68343	65575	64602	63070	61932	56938
Other	28270	28510	25639	27141	23813	25917	43359

**GCSE All Subjects 2002–2008**

Cumulative % at Grade D by school type



*GCSE All Subjects Grade E by school type 2002- 2008  
Cumulative Percentages*

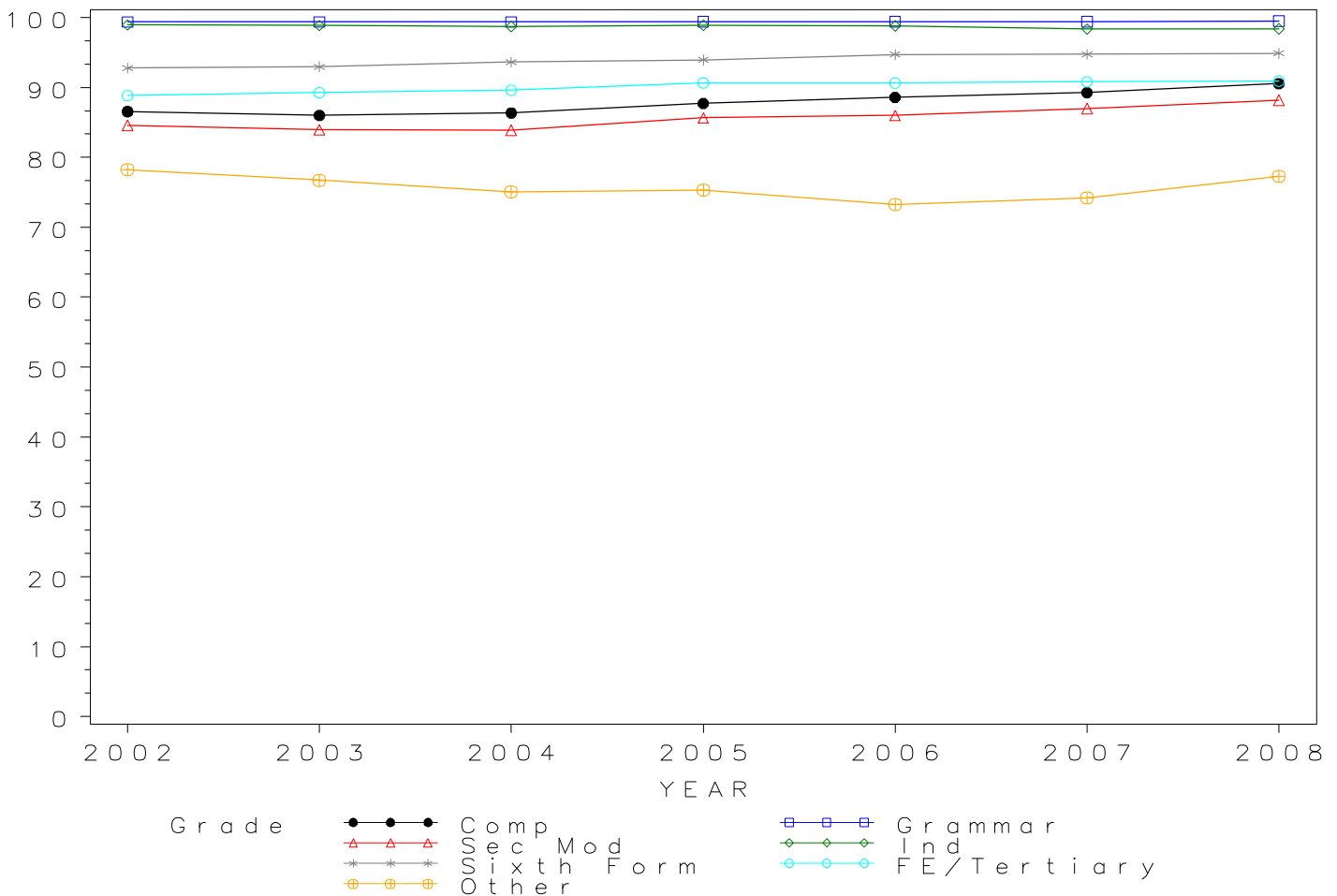
SCHTYPE	2002	2003	2004	2005	2006	2007	2008
Comprehensive	86.56	86.02	86.37	87.70	88.57	89.27	90.56
Grammar	99.37	99.38	99.37	99.41	99.44	99.41	99.50
Sec Mod	84.61	83.94	83.91	85.67	86.00	86.98	88.17
Independent	98.95	98.85	98.75	98.91	98.81	98.35	98.41
Sixth Form	92.79	92.98	93.65	93.95	94.73	94.75	94.89
FE/Tertiary	88.83	89.25	89.62	90.67	90.66	90.81	90.92
Other	78.23	76.73	75.05	75.32	73.24	74.21	77.32

*Cumulative Numbers*

SCHTYPE	2002	2003	2004	2005	2006	2007	2008
Comprehensive	3922732	3941774	4041278	3977497	4046263	4117222	4056603
Grammar	295560	300917	308929	313013	315501	323239	322579
Sec Mod	227229	237687	248413	249051	232782	243788	241010
Independent	418830	416155	436420	439514	448705	461376	433869
Sixth Form	32115	31177	32982	33550	34254	33474	33062
FE/Tertiary	81655	77512	73323	71731	69995	68623	63346
Other	34854	35393	32172	34160	30674	33520	54120

**GCSE All Subjects 2002–2008**

Cumulative % at Grade E by school type



*GCSE All Subjects Grade F by school type 2002- 2008  
Cumulative Percentages*

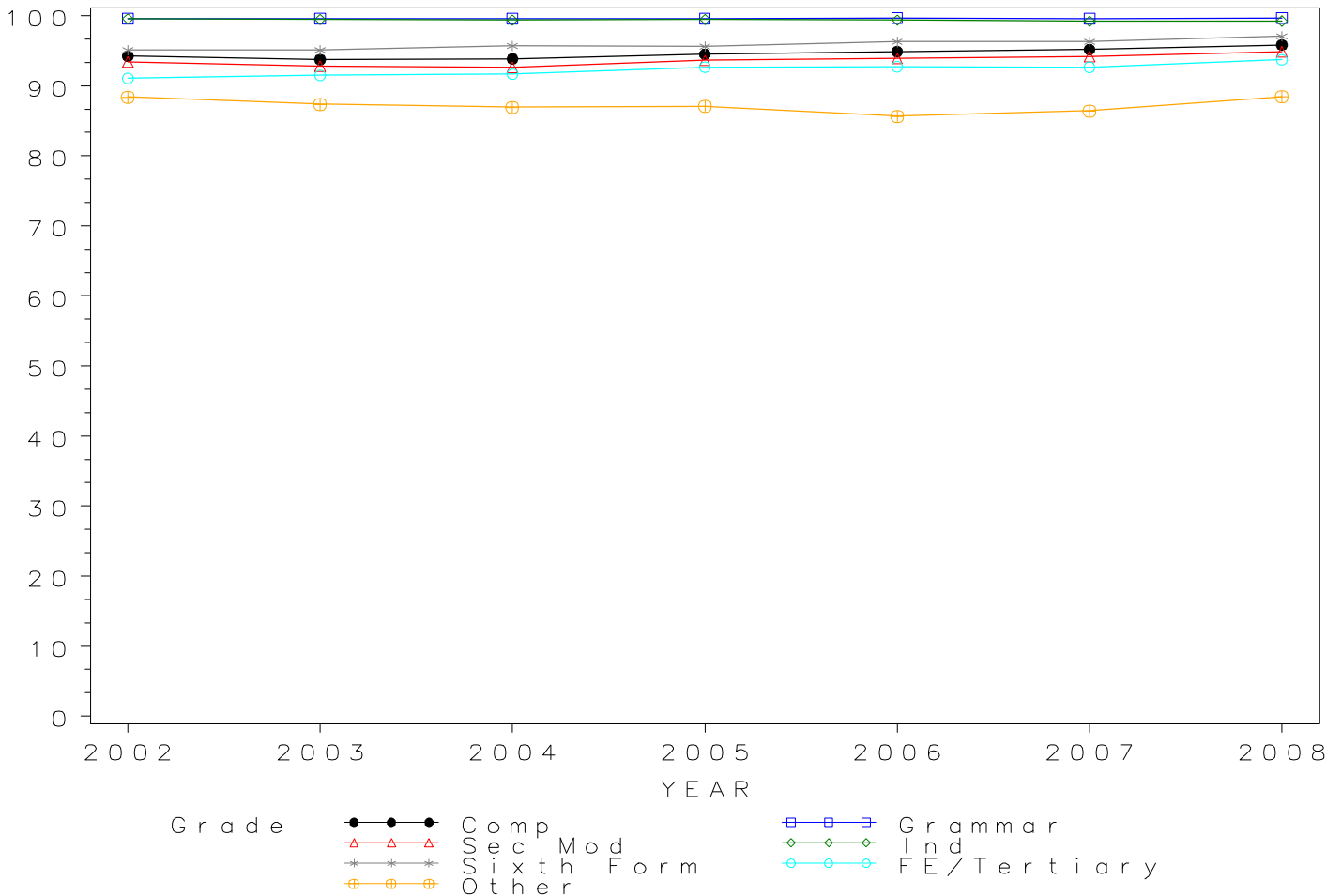
SCHTYPE	2002	2003	2004	2005	2006	2007	2008
Comprehensive	94.22	93.75	93.85	94.48	94.88	95.17	95.84
Grammar	99.58	99.60	99.59	99.62	99.67	99.61	99.69
Sec Mod	93.41	92.81	92.65	93.64	93.89	94.18	94.86
Independent	99.54	99.46	99.40	99.48	99.39	99.21	99.25
Sixth Form	95.09	95.09	95.68	95.60	96.27	96.30	97.07
FE/Tertiary	91.05	91.51	91.67	92.67	92.73	92.65	93.73
Other	88.39	87.37	86.95	87.05	85.64	86.43	88.44

*Cumulative Numbers*

SCHTYPE	2002	2003	2004	2005	2006	2007	2008
Comprehensive	4270308	4295952	4391328	4285096	4334735	4389373	4293153
Grammar	296191	301597	309604	313644	316204	323873	323180
Sec Mod	250868	262788	274278	272219	254140	263978	259291
Independent	421326	418737	439259	442018	451362	465415	437550
Sixth Form	32914	31886	33695	34138	34813	34024	33819
FE/Tertiary	83690	79471	74998	73313	71599	70011	65303
Other	39382	40304	37271	39480	35868	39043	61905

**GCSE All Subjects 2002–2008**

Cumulative % at Grade F by school type



*GCSE All Subjects Grade G by school type 2002- 2008  
Cumulative Percentages*

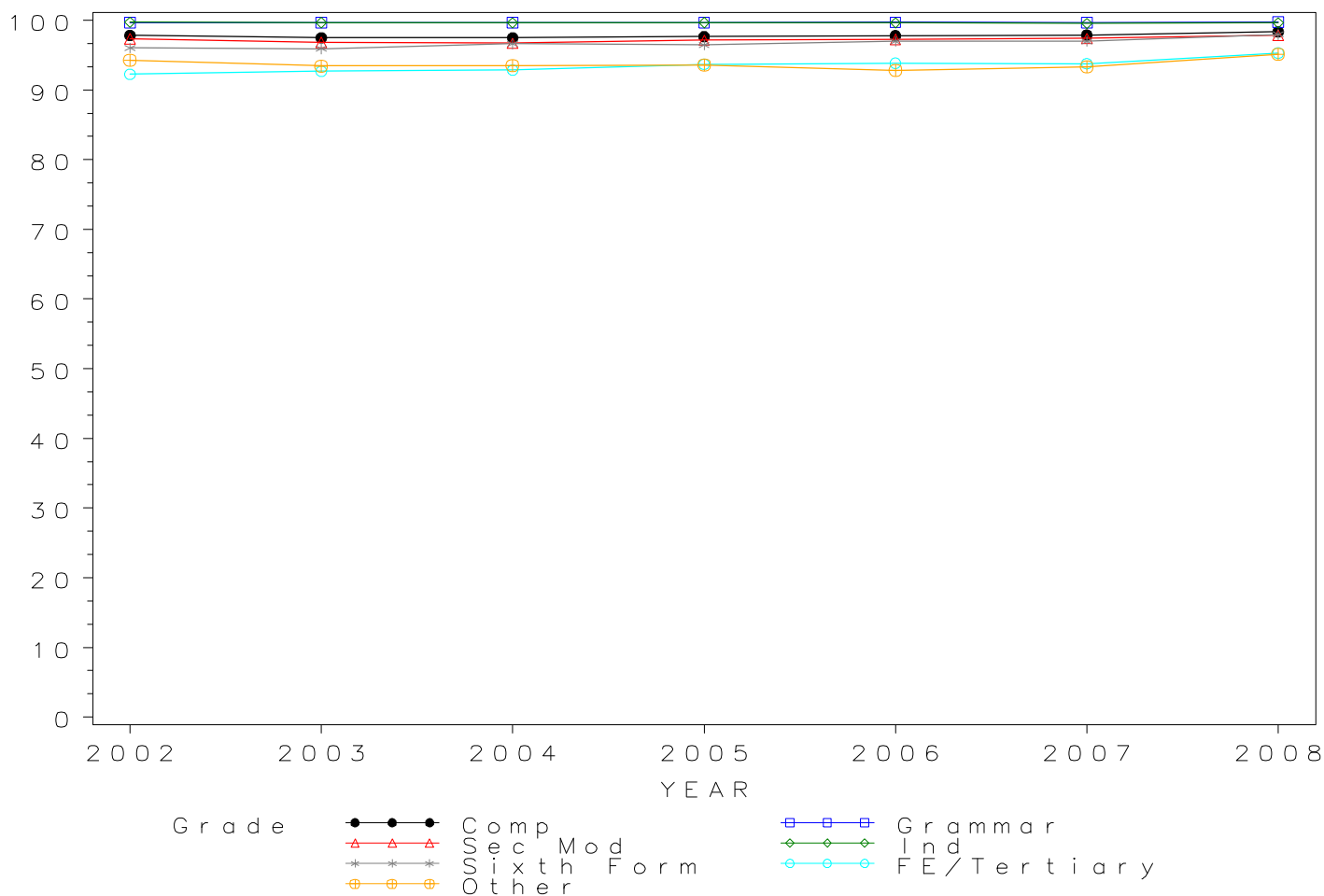
SCHTYPE	2002	2003	2004	2005	2006	2007	2008
Comprehensive	97.82	97.50	97.50	97.67	97.79	97.89	98.34
Grammar	99.69	99.70	99.69	99.70	99.72	99.69	99.78
Sec Mod	97.38	96.87	96.74	97.15	97.27	97.42	97.90
Independent	99.74	99.68	99.65	99.70	99.65	99.57	99.64
Sixth Form	96.04	95.93	96.62	96.46	96.98	97.02	97.97
FE/Tertiary	92.27	92.68	92.88	93.70	93.85	93.78	95.31
Other	94.28	93.45	93.50	93.56	92.83	93.30	95.11

*Cumulative Numbers*

SCHTYPE	2002	2003	2004	2005	2006	2007	2008
Comprehensive	4433431	4467725	4562175	4429678	4467536	4514740	4404983
Grammar	296516	301903	309919	313924	316389	324162	323468
Sec Mod	261528	274297	286400	282417	263280	273054	267588
Independent	422181	419642	440397	443025	452542	467122	439285
Sixth Form	33243	32167	34026	34446	35067	34276	34134
FE/Tertiary	84817	80490	75984	74127	72458	70864	66407
Other	42007	43107	40079	42432	38877	42146	66572

**GCSE All Subjects 2002–2008**

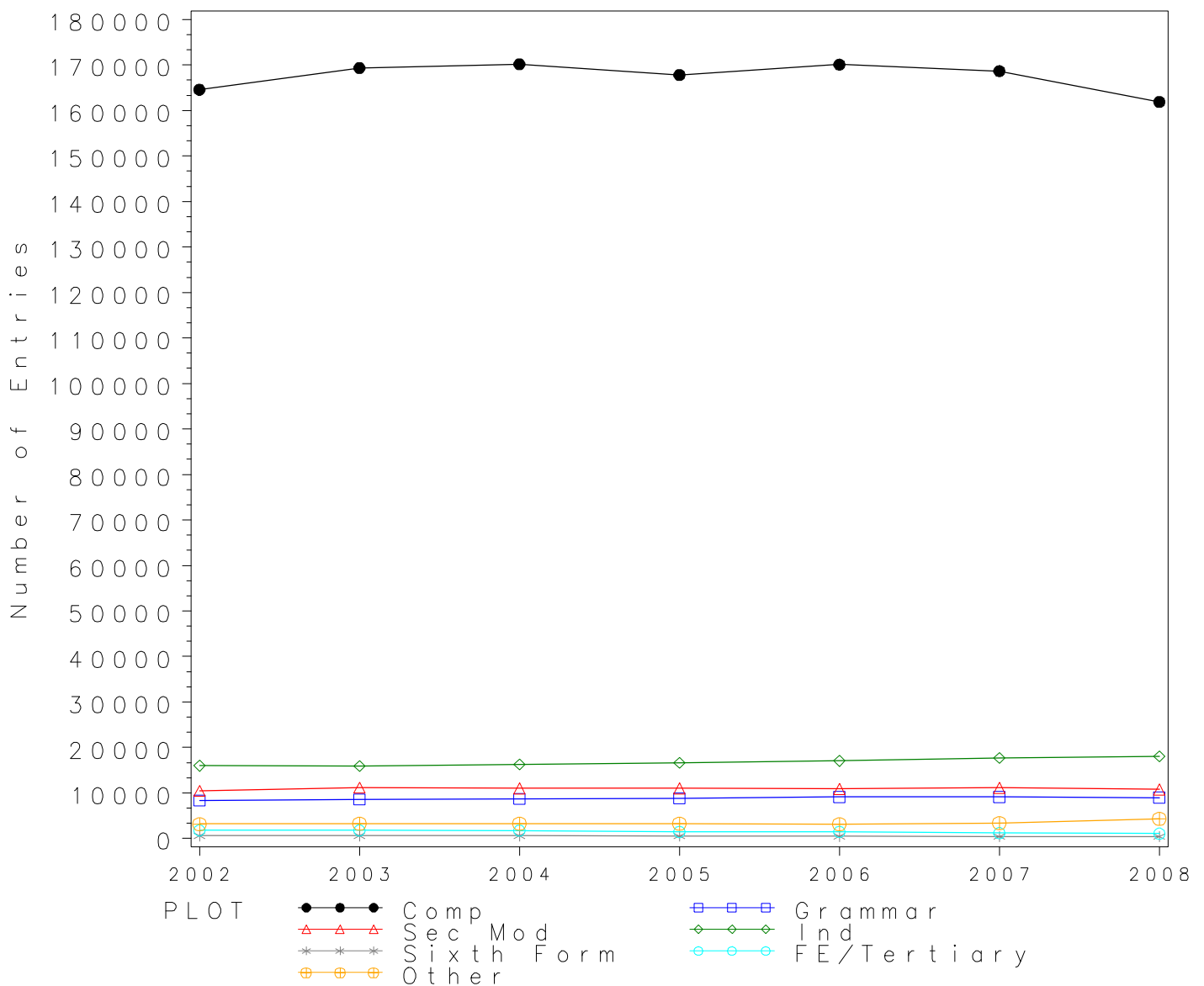
Cumulative % at Grade G by school type



*Numbers of GCSE entries in ART by school type 2002- 2008*

SCHTYPE	2002	2003	2004	2005	2006	2007	2008
Comprehensive	164571	169376	170209	167841	170104	168677	161915
Grammar	8377	8597	8733	8858	9127	9117	8981
Sec Mod	10470	11205	11014	11056	10899	11166	10815
Independent	15980	15950	16292	16661	17047	17736	18058
Sixth Form	597	610	617	545	481	448	449
FE/Tertiary	1794	1777	1726	1447	1468	1192	1069
Other	3191	3234	3299	3294	3135	3378	4318

GCSE ART Entries by school type 2002–2008



*GCSE ART Grade A\* by school type 2002-2008  
Cumulative Percentages*

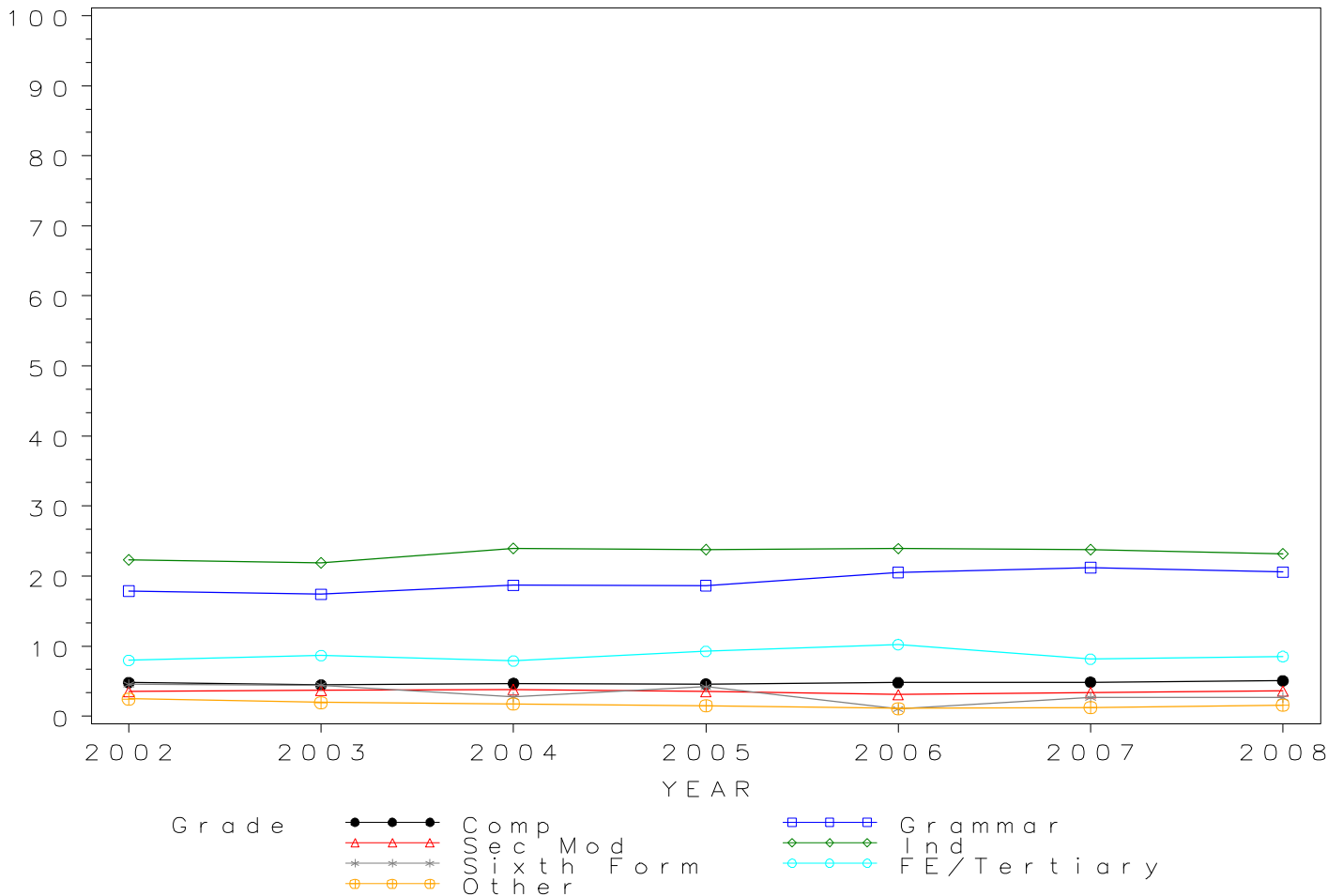
SCHTYPE	2002	2003	2004	2005	2006	2007	2008
Comprehensive	4.81	4.47	4.67	4.59	4.77	4.86	5.03
Grammar	17.88	17.40	18.66	18.65	20.52	21.24	20.59
Sec Mod	3.50	3.69	3.80	3.50	3.09	3.36	3.58
Independent	22.32	21.88	23.96	23.80	23.90	23.80	23.20
Sixth Form	4.52	4.43	2.76	4.22	1.04	2.68	2.67
FE/Tertiary	7.97	8.67	7.88	9.26	10.22	8.14	8.51
Other	2.48	1.95	1.76	1.49	1.08	1.21	1.60

*Cumulative Numbers*

SCHTYPE	2002	2003	2004	2005	2006	2007	2008
Comprehensive	7919	7567	7948	7698	8118	8193	8147
Grammar	1498	1496	1630	1652	1873	1936	1849
Sec Mod	366	414	418	387	337	375	387
Independent	3567	3490	3903	3965	4074	4221	4189
Sixth Form	27	27	17	23	5	12	12
FE/Tertiary	143	154	136	134	150	97	91
Other	79	63	58	49	34	41	69

**GCSE ART 2002–2008**

Cumulative % at Grade A\* by school type



*GCSE ART Grade A by school type 2002- 2008  
Cumulative Percentages*

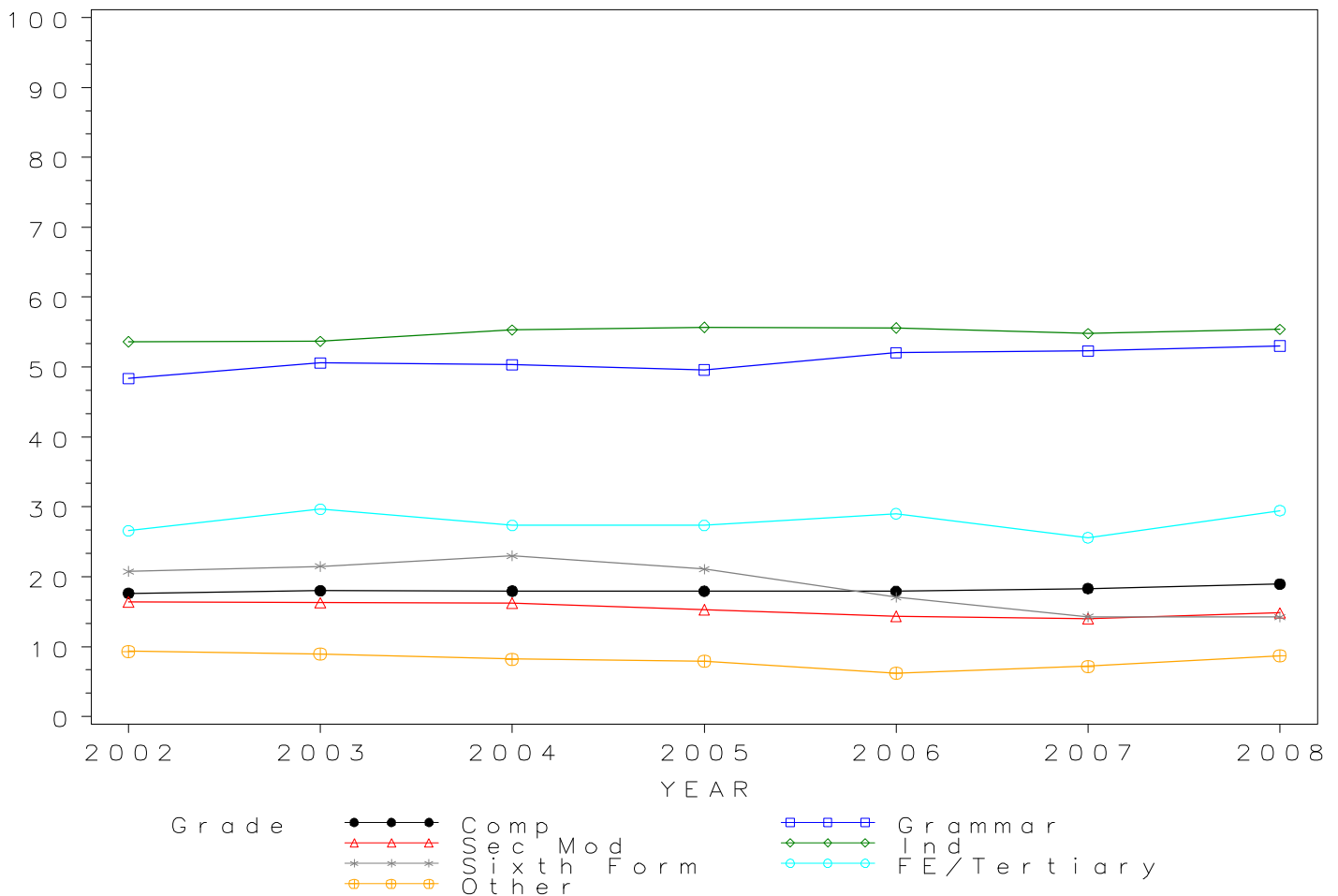
SCHTYPE	2002	2003	2004	2005	2006	2007	2008
Comprehensive	17.63	18.02	17.96	17.94	17.93	18.31	18.96
Grammar	48.36	50.60	50.35	49.58	52.07	52.30	53.02
Sec Mod	16.40	16.29	16.25	15.31	14.37	14.00	14.84
Independent	53.62	53.67	55.28	55.70	55.60	54.80	55.40
Sixth Form	20.77	21.48	23.01	21.10	17.05	14.29	14.25
FE/Tertiary	26.59	29.66	27.35	27.37	29.02	25.59	29.47
Other	9.34	8.94	8.21	7.89	6.19	7.19	8.71

*Cumulative Numbers*

SCHTYPE	2002	2003	2004	2005	2006	2007	2008
Comprehensive	29021	30517	30562	30104	30496	30893	30705
Grammar	4051	4350	4397	4392	4752	4768	4762
Sec Mod	1717	1825	1790	1693	1566	1563	1605
Independent	8569	8561	9007	9280	9478	9719	10004
Sixth Form	124	131	142	115	82	64	64
FE/Tertiary	477	527	472	396	426	305	315
Other	298	289	271	260	194	243	376

**GCSE ART 2002–2008**

Cumulative % at Grade A by school type



*GCSE ART Grade B by school type 2002- 2008  
Cumulative Percentages*

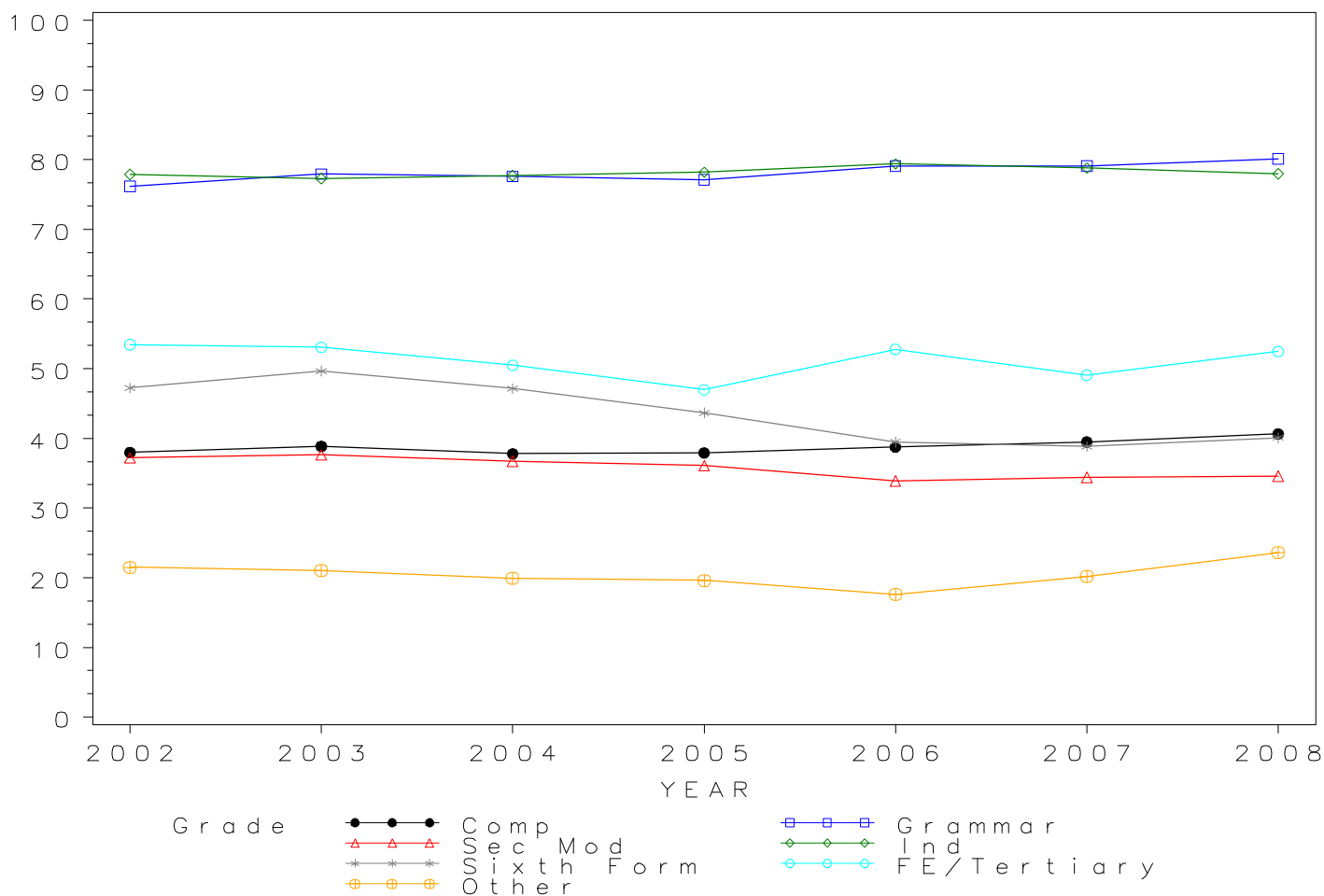
SCHTYPE	2002	2003	2004	2005	2006	2007	2008
Comprehensive	37.96	38.87	37.79	37.93	38.77	39.47	40.62
Grammar	76.17	77.95	77.60	77.13	79.09	79.12	80.11
Sec Mod	37.21	37.65	36.74	36.10	33.90	34.43	34.57
Independent	77.92	77.30	77.71	78.20	79.40	78.80	78.00
Sixth Form	47.24	49.67	47.16	43.67	39.50	38.84	40.09
FE/Tertiary	53.46	53.07	50.52	46.99	52.79	49.08	52.48
Other	21.50	21.03	19.95	19.61	17.61	20.19	23.60

*Cumulative Numbers*

SCHTYPE	2002	2003	2004	2005	2006	2007	2008
Comprehensive	62475	65829	64319	63656	65943	66582	65773
Grammar	6381	6701	6777	6832	7219	7213	7195
Sec Mod	3896	4219	4046	3991	3695	3845	3739
Independent	12452	12329	12661	13029	13535	13976	14085
Sixth Form	282	303	291	238	190	174	180
FE/Tertiary	959	943	872	680	775	585	561
Other	686	680	658	646	552	682	1019

**GCSE ART 2002–2008**

Cumulative % at Grade B by school type





*GCSE ART Grade C by school type 2002- 2008  
Cumulative Percentages*

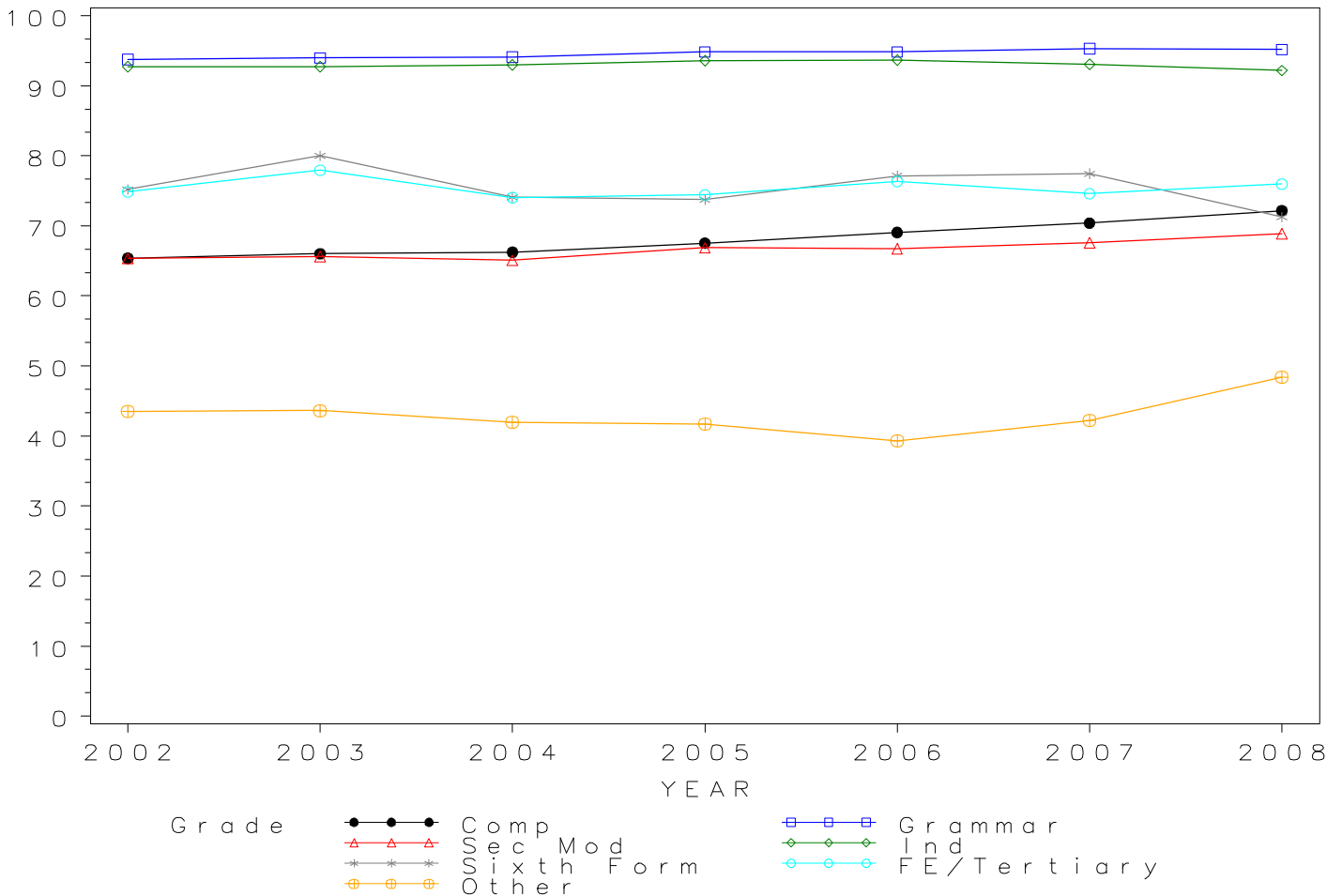
SCHTYPE	2002	2003	2004	2005	2006	2007	2008
Comprehensive	65.38	66.01	66.25	67.54	69.06	70.42	72.18
Grammar	93.74	94.00	94.13	94.85	94.84	95.29	95.20
Sec Mod	65.33	65.65	65.06	66.90	66.74	67.60	68.90
Independent	92.74	92.73	92.98	93.60	93.70	93.10	92.20
Sixth Form	75.21	80.00	74.07	73.76	77.13	77.46	71.27
FE/Tertiary	74.86	77.94	74.04	74.43	76.36	74.58	75.96
Other	43.50	43.63	41.98	41.71	39.30	42.21	48.40

*Cumulative Numbers*

SCHTYPE	2002	2003	2004	2005	2006	2007	2008
Comprehensive	107590	111807	112755	113366	117479	118777	116864
Grammar	7853	8081	8220	8402	8656	8688	8550
Sec Mod	6840	7356	7166	7396	7274	7548	7452
Independent	14820	14790	15148	15595	15973	16512	16649
Sixth Form	449	488	457	402	371	347	320
FE/Tertiary	1343	1385	1278	1077	1121	889	812
Other	1388	1411	1385	1374	1232	1426	2090

**GCSE ART 2002–2008**

Cumulative % at Grade C by school type



*GCSE ART Grade D by school type 2002- 2008  
Cumulative Percentages*

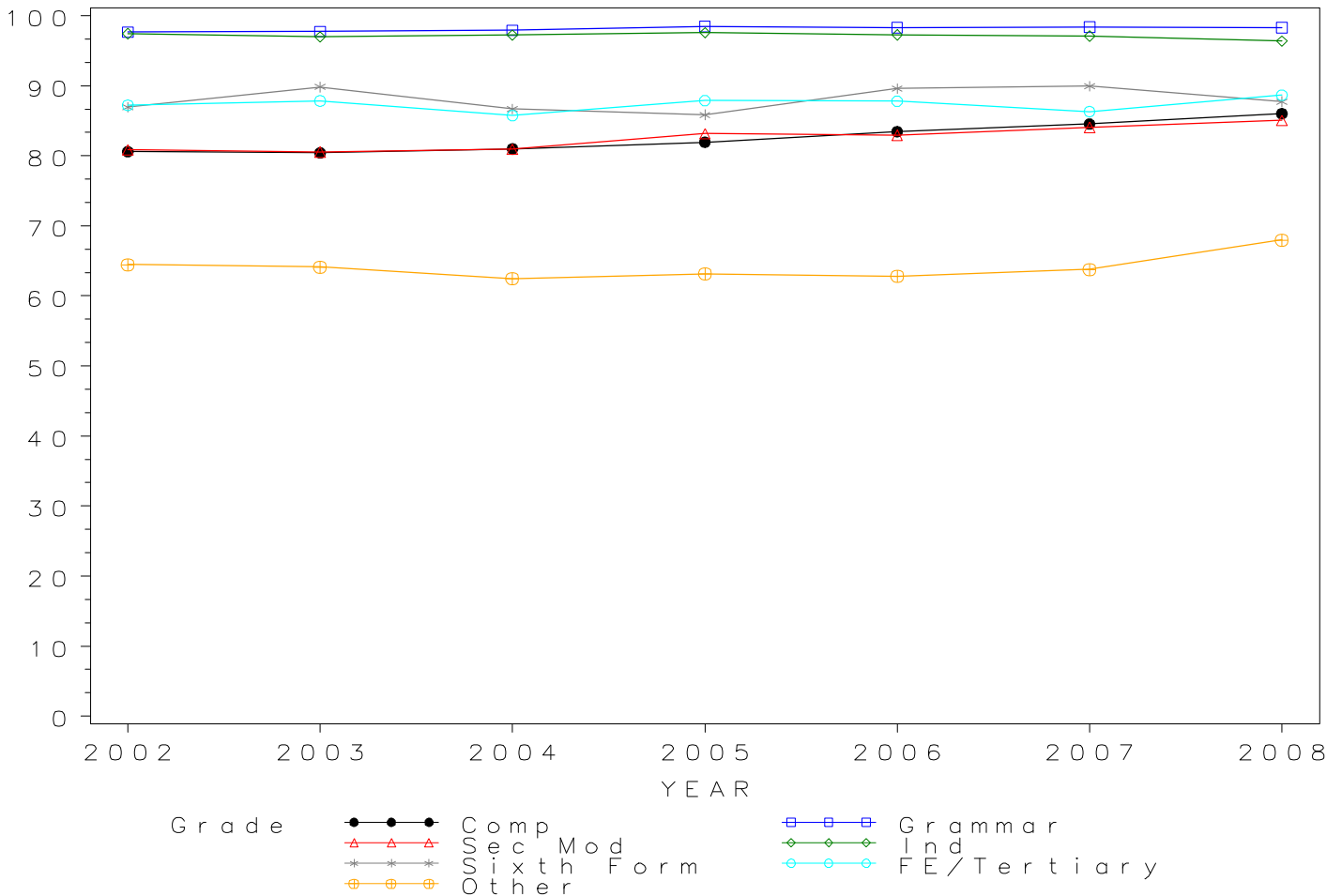
SCHTYPE	2002	2003	2004	2005	2006	2007	2008
Comprehensive	80.61	80.44	81.00	81.95	83.46	84.56	86.03
Grammar	97.67	97.76	97.94	98.46	98.31	98.41	98.30
Sec Mod	80.86	80.54	80.94	83.17	82.97	84.06	85.07
Independent	97.47	96.97	97.25	97.60	97.30	97.10	96.40
Sixth Form	86.93	89.84	86.71	85.87	89.60	89.96	87.75
FE/Tertiary	87.24	87.84	85.75	87.91	87.81	86.33	88.68
Other	64.46	64.13	62.44	63.11	62.81	63.80	67.99

*Cumulative Numbers*

SCHTYPE	2002	2003	2004	2005	2006	2007	2008
Comprehensive	132664	136243	137868	137544	141974	142633	139293
Grammar	8182	8404	8553	8722	8973	8972	8828
Sec Mod	8466	9025	8915	9195	9043	9386	9200
Independent	15576	15466	15844	16261	16587	17222	17408
Sixth Form	519	548	535	468	431	403	394
FE/Tertiary	1565	1561	1480	1272	1289	1029	948
Other	2057	2074	2060	2079	1969	2155	2936

**GCSE ART 2002–2008**

Cumulative % at Grade D by school type



*GCSE ART Grade E by school type 2002- 2008  
Cumulative Percentages*

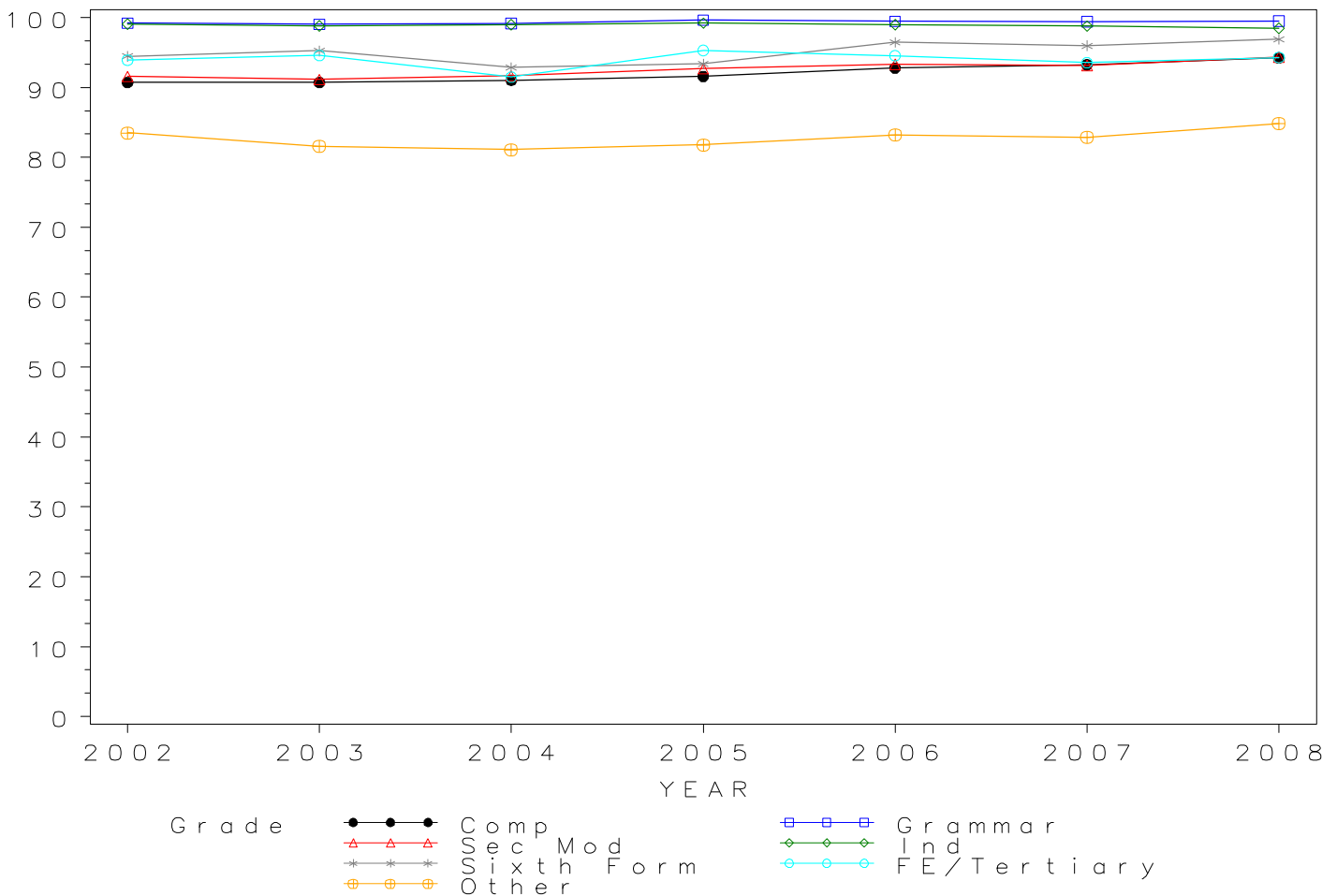
SCHTYPE	2002	2003	2004	2005	2006	2007	2008
Comprehensive	90.71	90.71	91.04	91.60	92.78	93.26	94.22
Grammar	99.20	99.05	99.19	99.63	99.45	99.43	99.52
Sec Mod	91.58	91.16	91.66	92.69	93.36	93.15	94.36
Independent	99.10	98.84	98.98	99.20	99.00	98.80	98.50
Sixth Form	94.47	95.25	92.87	93.39	96.47	95.98	96.88
FE/Tertiary	93.92	94.60	91.48	95.30	94.55	93.54	94.29
Other	83.52	81.60	81.12	81.79	83.19	82.89	84.81

*Cumulative Numbers*

SCHTYPE	2002	2003	2004	2005	2006	2007	2008
Comprehensive	149288	153636	154950	153741	157824	157306	152560
Grammar	8310	8515	8662	8825	9077	9065	8938
Sec Mod	9588	10215	10095	10248	10175	10401	10205
Independent	15836	15765	16126	16528	16877	17523	17787
Sixth Form	564	581	573	509	464	430	435
FE/Tertiary	1685	1681	1579	1379	1388	1115	1008
Other	2665	2639	2676	2694	2608	2800	3662

**GCSE ART 2002–2008**

Cumulative % at Grade E by school type



*GCSE ART Grade F by school type 2002- 2008  
Cumulative Percentages*

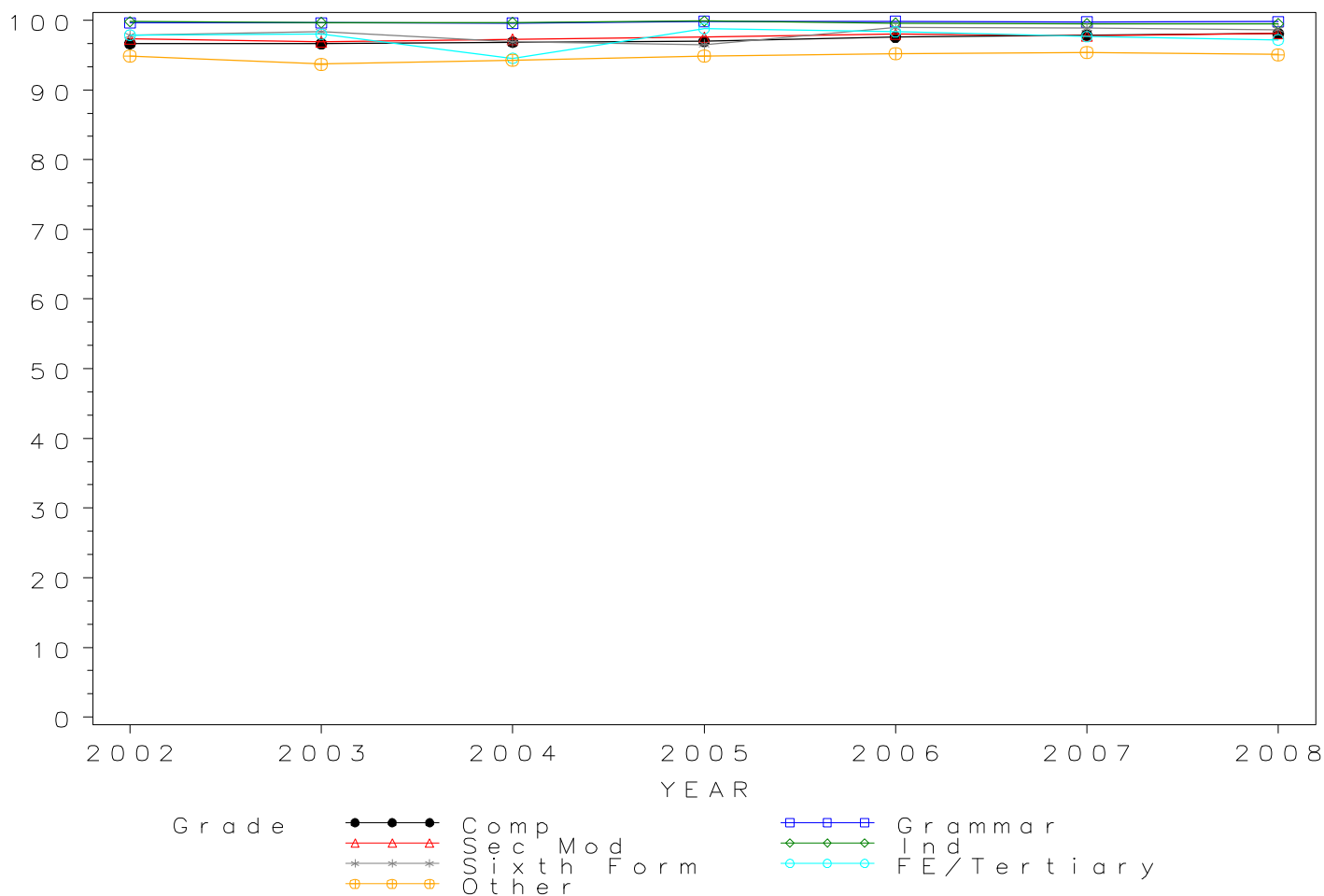
SCHTYPE	2002	2003	2004	2005	2006	2007	2008
Comprehensive	96.67	96.64	96.87	96.99	97.60	97.87	98.10
Grammar	99.65	99.64	99.61	99.85	99.86	99.78	99.82
Sec Mod	97.34	96.96	97.27	97.57	98.04	97.74	98.16
Independent	99.79	99.68	99.68	99.90	99.60	99.50	99.50
Sixth Form	97.82	98.36	96.92	96.51	98.96	98.88	98.66
FE/Tertiary	97.88	98.03	94.55	98.83	98.37	97.65	97.19
Other	94.89	93.72	94.30	94.90	95.22	95.41	95.09

*Cumulative Numbers*

SCHTYPE	2002	2003	2004	2005	2006	2007	2008
Comprehensive	159084	163688	164881	162797	166018	165087	158831
Grammar	8348	8566	8699	8845	9114	9097	8965
Sec Mod	10191	10864	10713	10787	10685	10914	10616
Independent	15947	15899	16240	16644	16979	17647	17968
Sixth Form	584	600	598	526	476	443	443
FE/Tertiary	1756	1742	1632	1430	1444	1164	1039
Other	3028	3031	3111	3126	2985	3223	4106

**GCSE ART 2002–2008**

Cumulative % at Grade F by school type



*GCSE ART Grade G by school type 2002- 2008  
Cumulative Percentages*

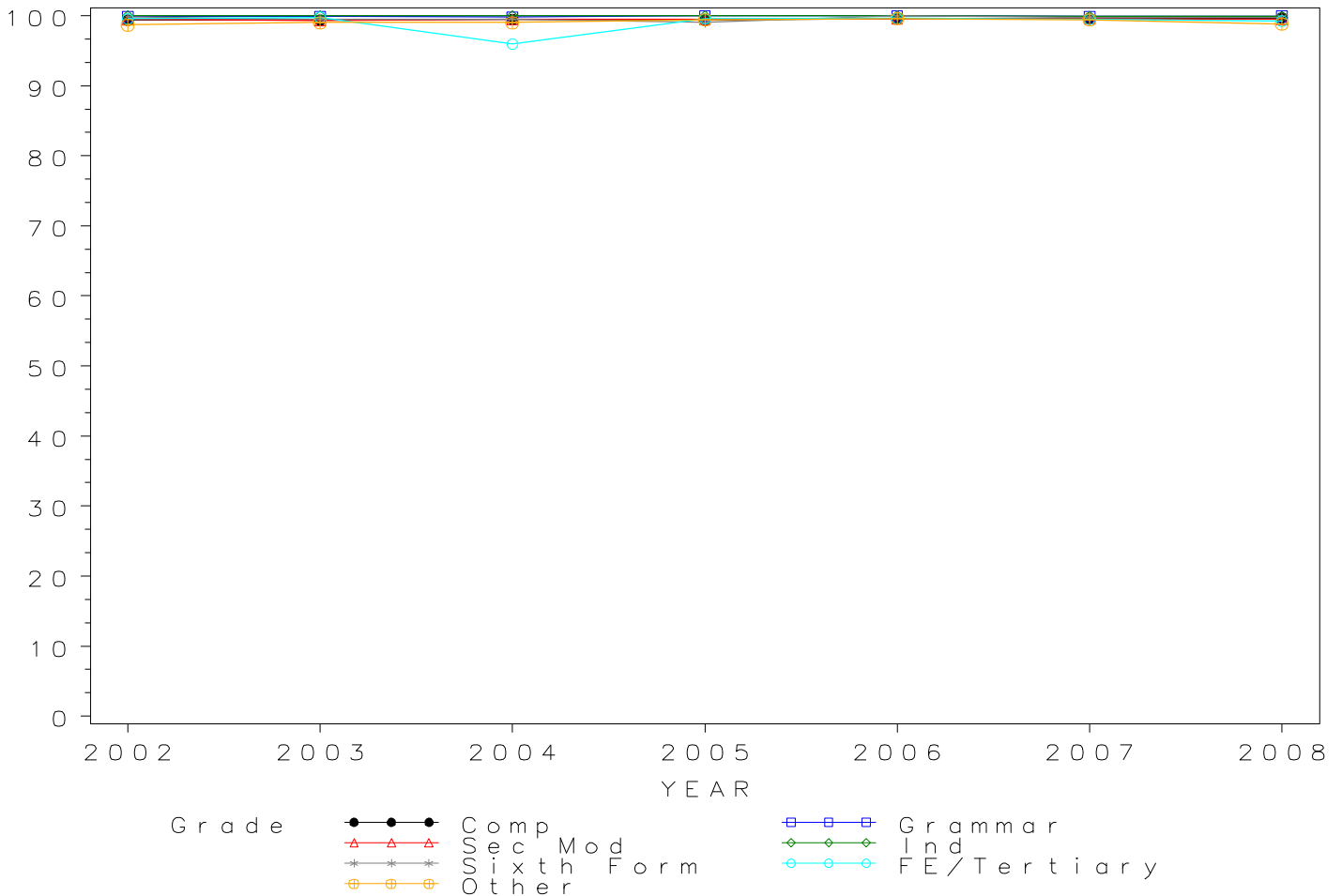
SCHTYPE	2002	2003	2004	2005	2006	2007	2008
Comprehensive	99.40	99.39	99.49	99.43	99.60	99.60	99.70
Grammar	99.89	99.91	99.81	100.00	100.00	99.88	99.96
Sec Mod	99.47	99.29	99.47	99.52	99.58	99.53	99.45
Independent	99.99	100.00	99.99	100.00	100.00	99.90	99.90
Sixth Form	99.83	99.51	99.51	99.08	100.00	99.78	99.78
FE/Tertiary	99.55	99.77	95.94	99.59	99.66	99.50	99.25
Other	98.68	99.04	99.03	99.39	99.59	99.41	98.80

*Cumulative Numbers*

SCHTYPE	2002	2003	2004	2005	2006	2007	2008
Comprehensive	163581	168337	169334	166880	169424	168002	161429
Grammar	8368	8589	8716	8858	9127	9106	8977
Sec Mod	10414	11126	10956	11003	10853	11114	10756
Independent	15979	15950	16290	16661	17047	17718	18040
Sixth Form	596	607	614	540	481	447	448
FE/Tertiary	1786	1773	1656	1441	1463	1186	1061
Other	3149	3203	3267	3274	3122	3358	4266

**GCSE ART 2002–2008**

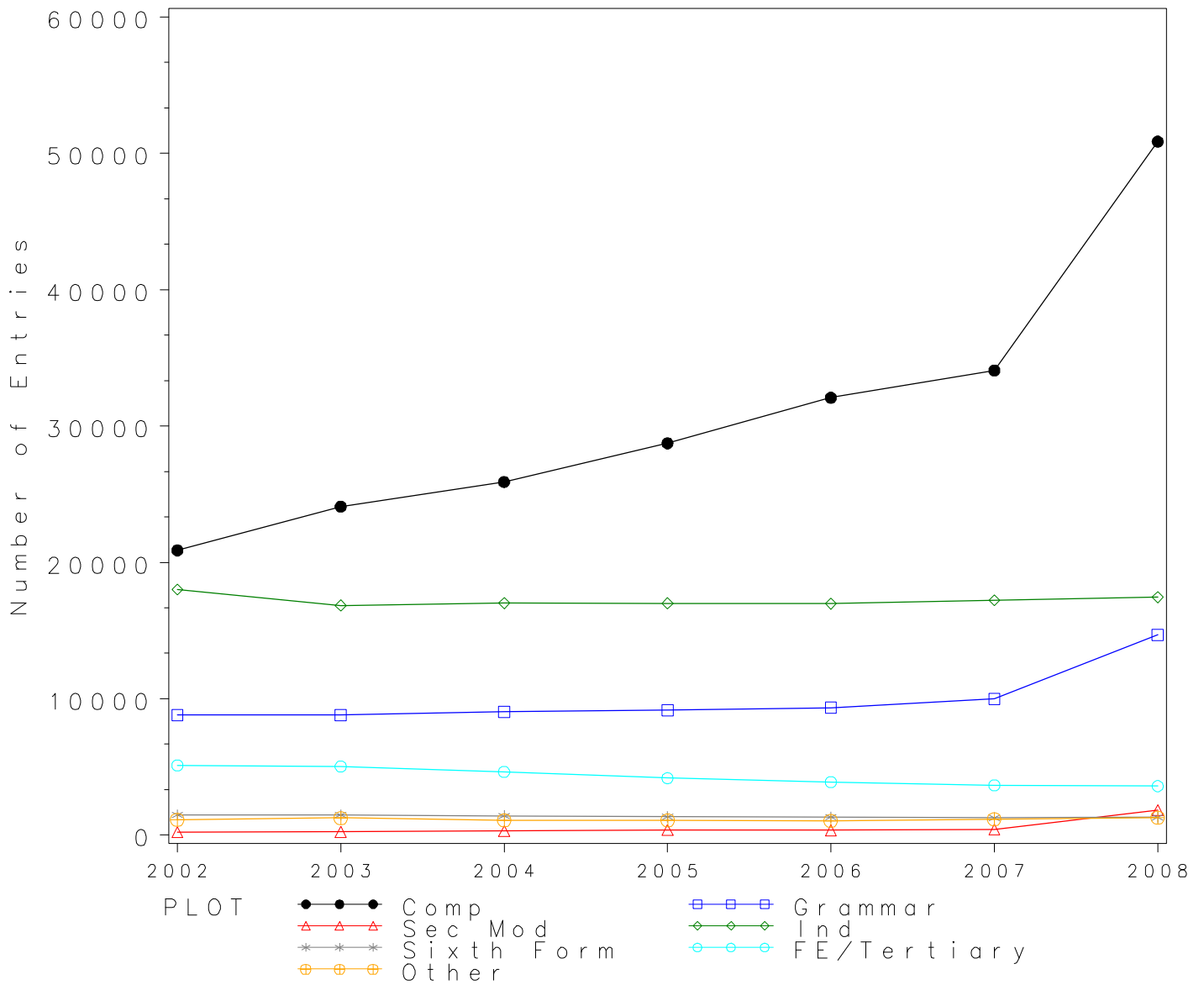
Cumulative % at Grade G by school type



*Numbers of GCSE entries in BIOLOGY by school type 2002-2008*

SCHTYPE	2002	2003	2004	2005	2006	2007	2008
Comprehensive	20882	24098	25899	28735	32084	34085	50867
Grammar	8801	8800	9051	9151	9347	9985	14677
Sec Mod	215	243	308	374	358	422	1834
Independent	18023	16843	17019	17001	16964	17237	17447
Sixth Form	1483	1483	1414	1342	1323	1263	1314
FE/Tertiary	5110	5035	4649	4181	3889	3650	3595
Other	1129	1263	1091	1100	1053	1158	1295

GCSE BIOLOGY Entries by school type 2002–2008



*GCSE BIOLOGY Grade A\* by school type 2002- 2008  
Cumulative Percentages*

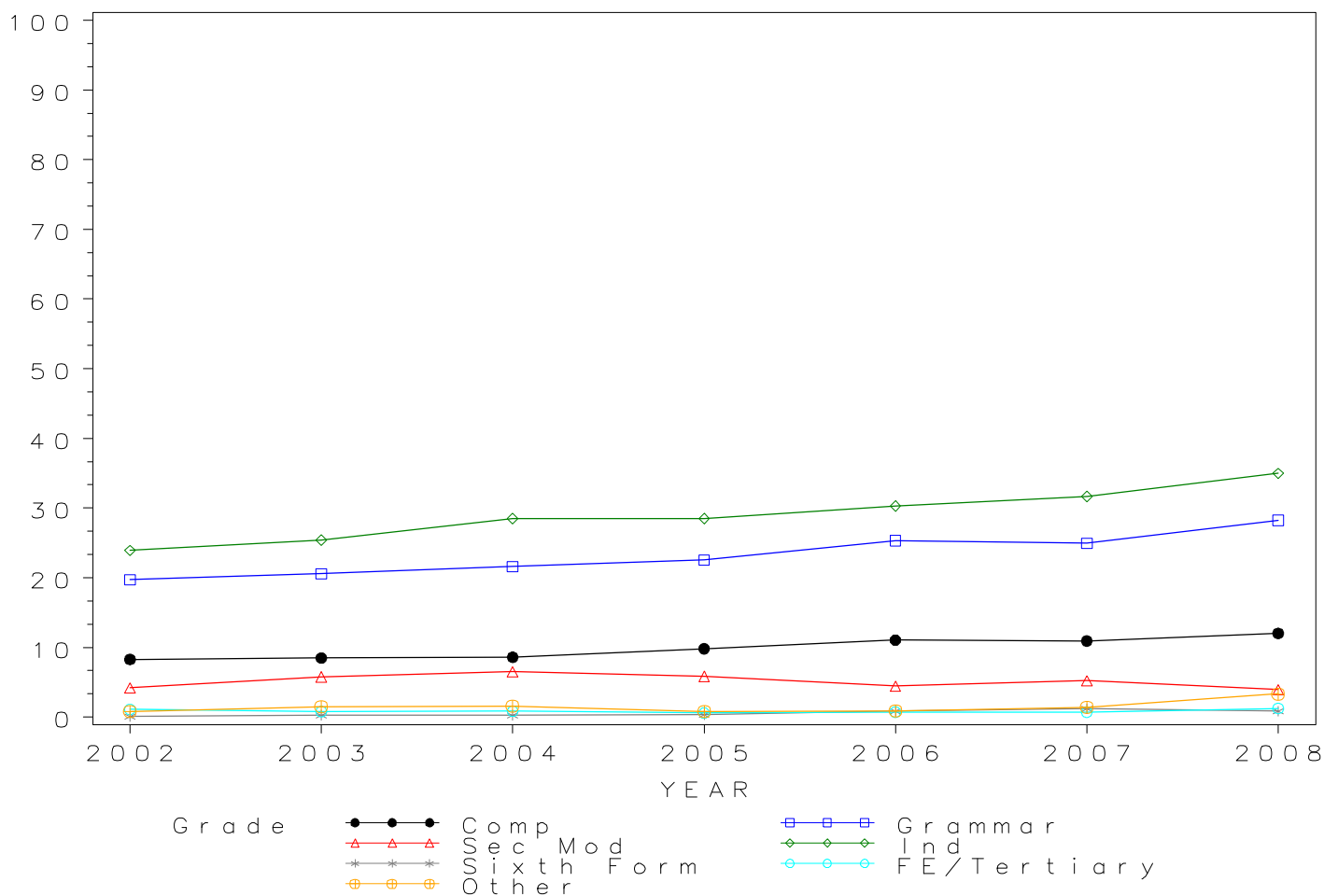
SCHTYPE	2002	2003	2004	2005	2006	2007	2008
Comprehensive	8.28	8.49	8.60	9.82	11.06	10.93	12.02
Grammar	19.71	20.58	21.62	22.53	25.33	24.96	28.23
Sec Mod	4.19	5.76	6.49	5.88	4.47	5.21	3.93
Independent	23.90	25.40	28.50	28.50	30.30	31.70	35.00
Sixth Form	0.07	0.27	0.28	0.37	0.83	1.19	0.84
FE/Tertiary	1.12	0.79	0.84	0.60	0.72	0.71	1.25
Other	0.80	1.50	1.56	0.82	0.85	1.38	3.32

*Cumulative Numbers*

SCHTYPE	2002	2003	2004	2005	2006	2007	2008
Comprehensive	1730	2047	2227	2821	3550	3726	6115
Grammar	1735	1811	1957	2062	2368	2492	4144
Sec Mod	9	14	20	22	16	22	72
Independent	4307	4278	4850	4845	5140	5464	6106
Sixth Form	1	4	4	5	11	15	11
FE/Tertiary	57	40	39	25	28	26	45
Other	9	19	17	9	9	16	43

**GCSE BIOLOGY 2002–2008**

Cumulative % at Grade A\* by school type



*GCSE BIOLOGY Grade A by school type 2002- 2008  
Cumulative Percentages*

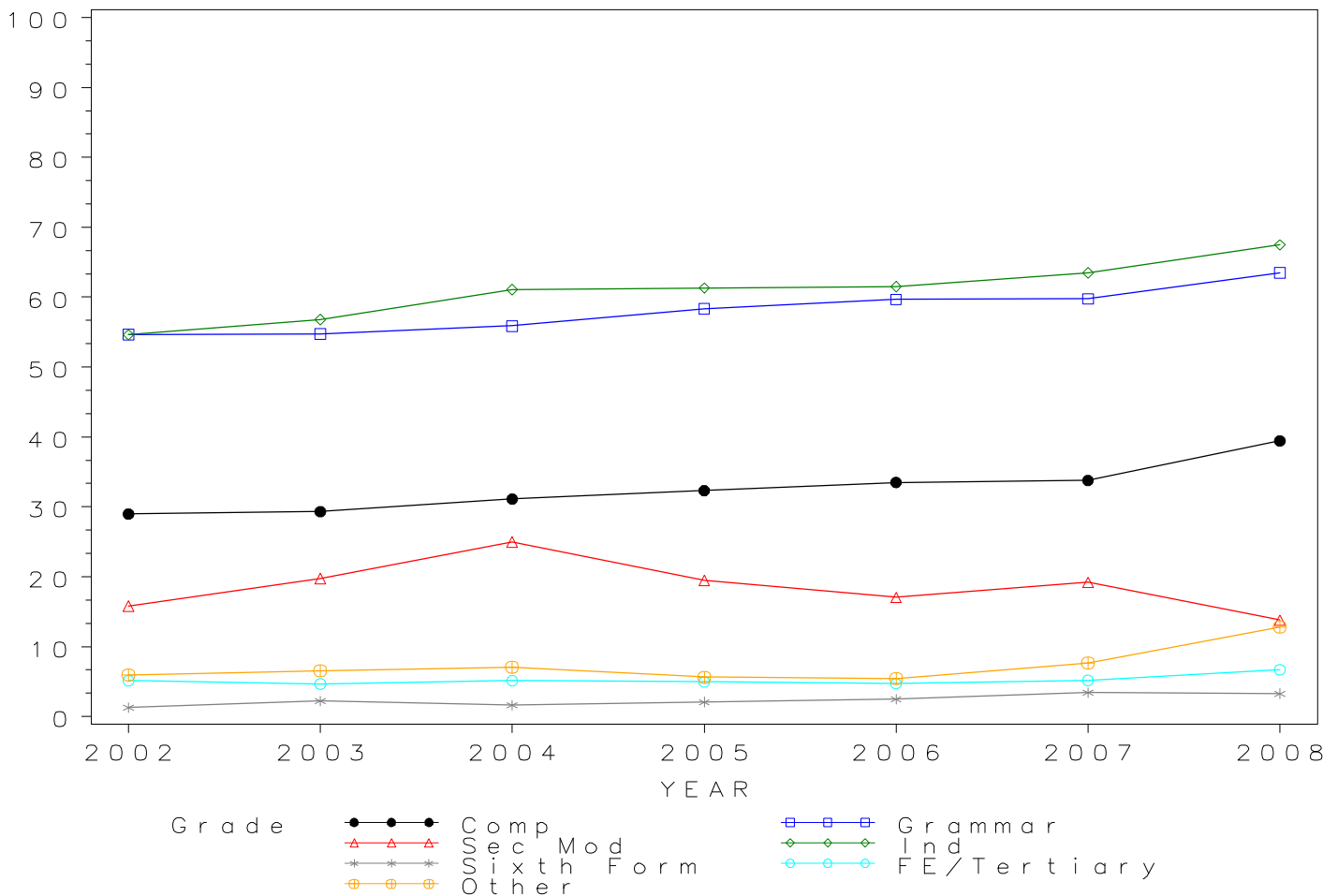
SCHTYPE	2002	2003	2004	2005	2006	2007	2008
Comprehensive	28.97	29.31	31.11	32.32	33.50	33.78	39.43
Grammar	54.68	54.74	55.88	58.37	59.67	59.77	63.48
Sec Mod	15.81	19.75	25.00	19.52	17.04	19.19	13.79
Independent	54.60	56.80	61.10	61.30	61.50	63.50	67.50
Sixth Form	1.28	2.23	1.63	2.09	2.49	3.40	3.27
FE/Tertiary	5.13	4.67	5.12	4.95	4.73	5.18	6.70
Other	5.93	6.57	7.06	5.64	5.41	7.69	12.82

*Cumulative Numbers*

SCHTYPE	2002	2003	2004	2005	2006	2007	2008
Comprehensive	6050	7063	8057	9287	10748	11514	20059
Grammar	4812	4817	5058	5341	5577	5968	9317
Sec Mod	34	48	77	73	61	81	253
Independent	9841	9567	10399	10422	10433	10945	11777
Sixth Form	19	33	23	28	33	43	43
FE/Tertiary	262	235	238	207	184	189	241
Other	67	83	77	62	57	89	166

**GCSE BIOLOGY 2002–2008**

Cumulative % at Grade A by school type





*GCSE BIOLOGY Grade B by school type 2002- 2008  
Cumulative Percentages*

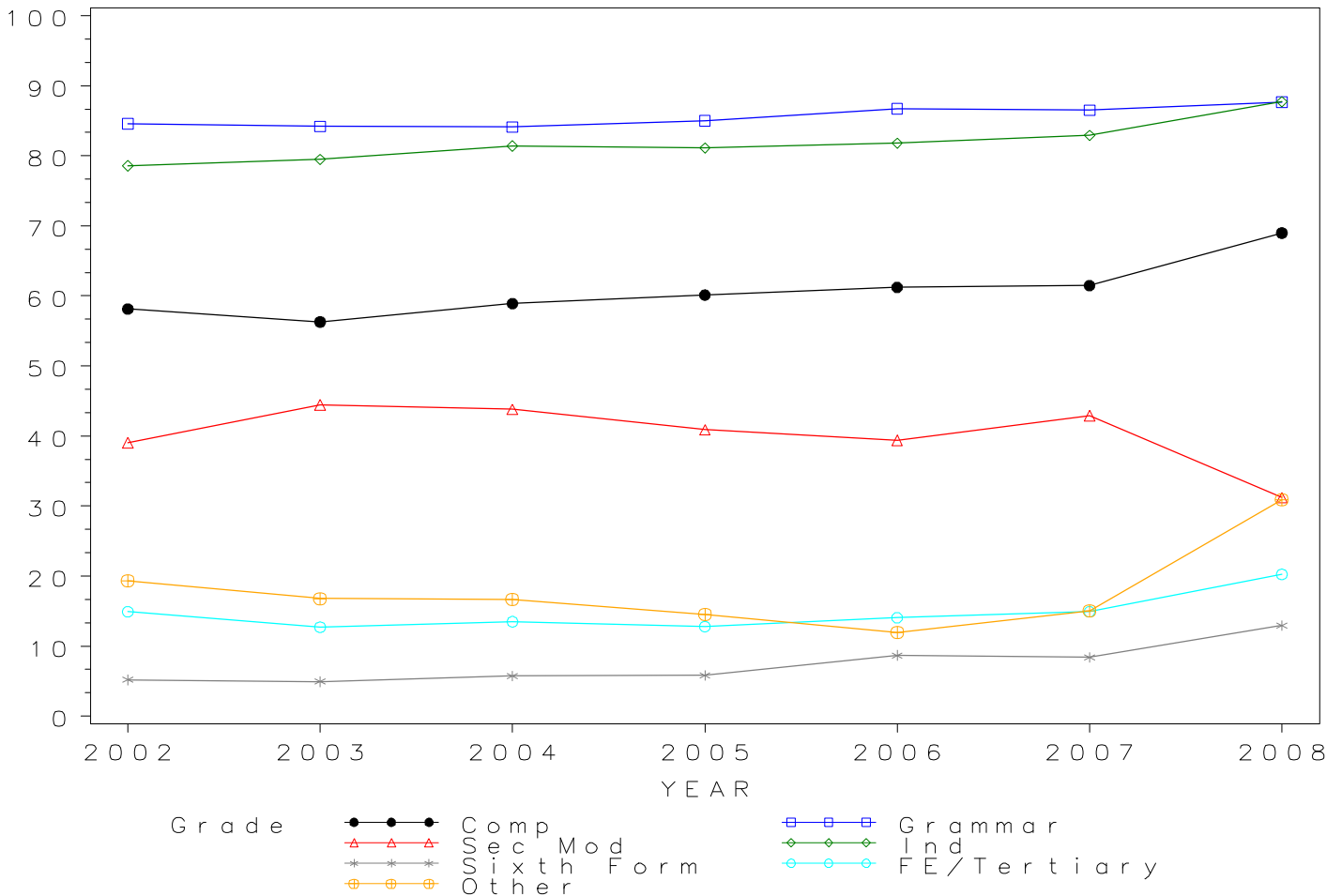
SCHTYPE	2002	2003	2004	2005	2006	2007	2008
Comprehensive	58.12	56.30	58.89	60.13	61.21	61.48	68.99
Grammar	84.57	84.19	84.11	85.03	86.76	86.54	87.67
Sec Mod	39.07	44.44	43.83	40.91	39.39	42.89	31.19
Independent	78.60	79.50	81.40	81.10	81.80	82.90	87.70
Sixth Form	5.19	4.92	5.73	5.81	8.69	8.39	12.94
FE/Tertiary	14.91	12.71	13.49	12.80	14.07	14.90	20.25
Other	19.31	16.79	16.68	14.55	11.97	15.03	30.89

*Cumulative Numbers*

SCHTYPE	2002	2003	2004	2005	2006	2007	2008
Comprehensive	12136	13567	15253	17278	19640	20957	35092
Grammar	7443	7409	7613	7781	8109	8641	12868
Sec Mod	84	108	135	153	141	181	572
Independent	14166	13390	13853	13788	13877	14289	15301
Sixth Form	77	73	81	78	115	106	170
FE/Tertiary	762	640	627	535	547	544	728
Other	218	212	182	160	126	174	400

**GCSE BIOLOGY 2002–2008**

Cumulative % at Grade B by school type



*GCSE BIOLOGY Grade C by school type 2002- 2008  
Cumulative Percentages*

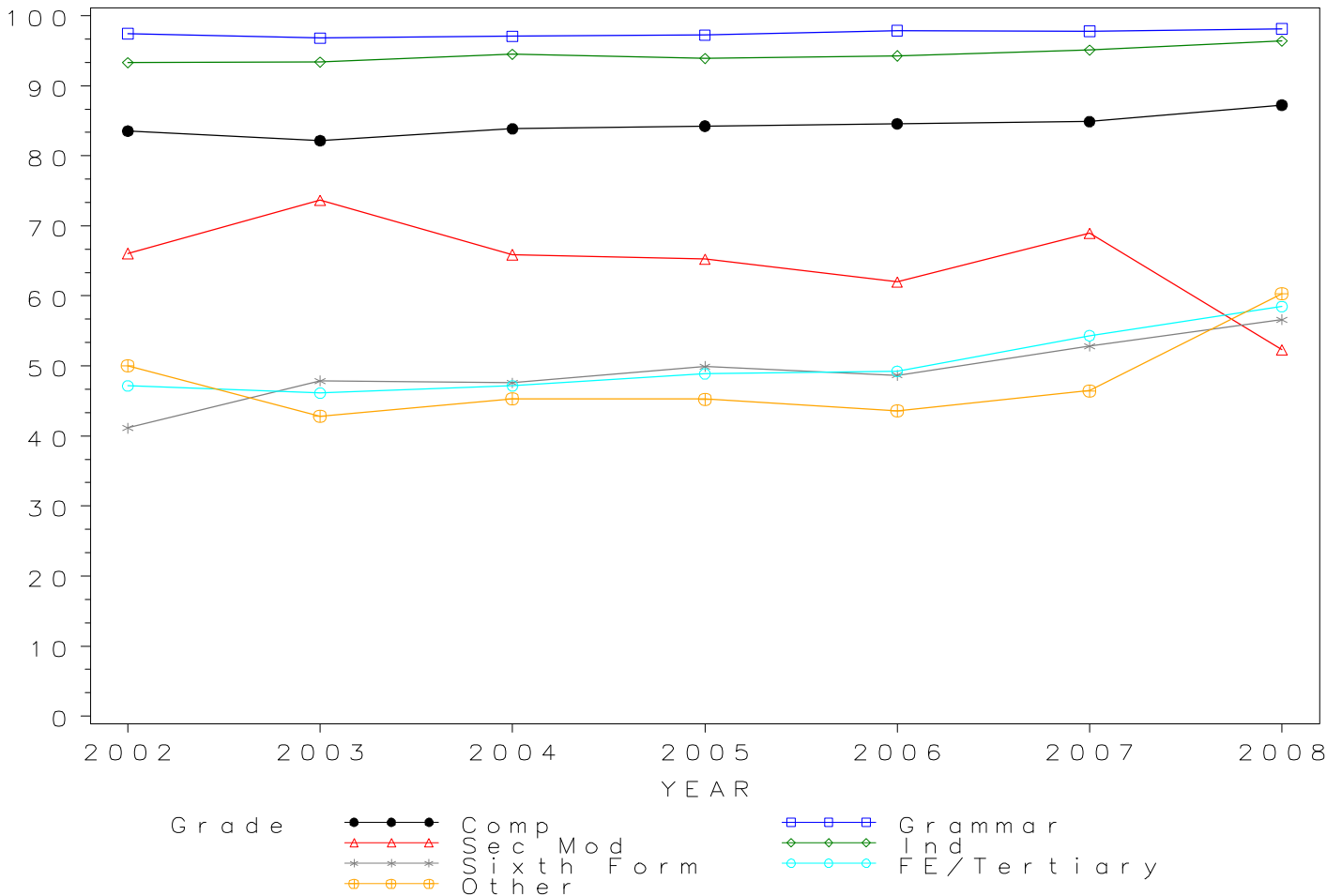
SCHTYPE	2002	2003	2004	2005	2006	2007	2008
Comprehensive	83.54	82.17	83.85	84.24	84.58	84.88	87.25
Grammar	97.44	96.82	97.07	97.22	97.88	97.81	98.13
Sec Mod	66.05	73.66	65.91	65.24	62.01	68.96	52.29
Independent	93.30	93.40	94.50	93.90	94.30	95.10	96.40
Sixth Form	41.13	47.88	47.60	49.93	48.68	52.81	56.62
FE/Tertiary	47.14	46.14	47.17	48.89	49.24	54.33	58.50
Other	50.04	42.83	45.28	45.27	43.59	46.46	60.31

*Cumulative Numbers*

SCHTYPE	2002	2003	2004	2005	2006	2007	2008
Comprehensive	17445	19801	21716	24206	27136	28933	44383
Grammar	8576	8520	8786	8897	9149	9766	14403
Sec Mod	142	179	203	244	222	291	959
Independent	16815	15731	16083	15964	15997	16392	16819
Sixth Form	610	710	673	670	644	667	744
FE/Tertiary	2409	2323	2193	2044	1915	1983	2103
Other	565	541	494	498	459	538	781

**GCSE BIOLOGY 2002–2008**

Cumulative % at Grade C by school type



*GCSE BIOLOGY Grade D by school type 2002- 2008  
Cumulative Percentages*

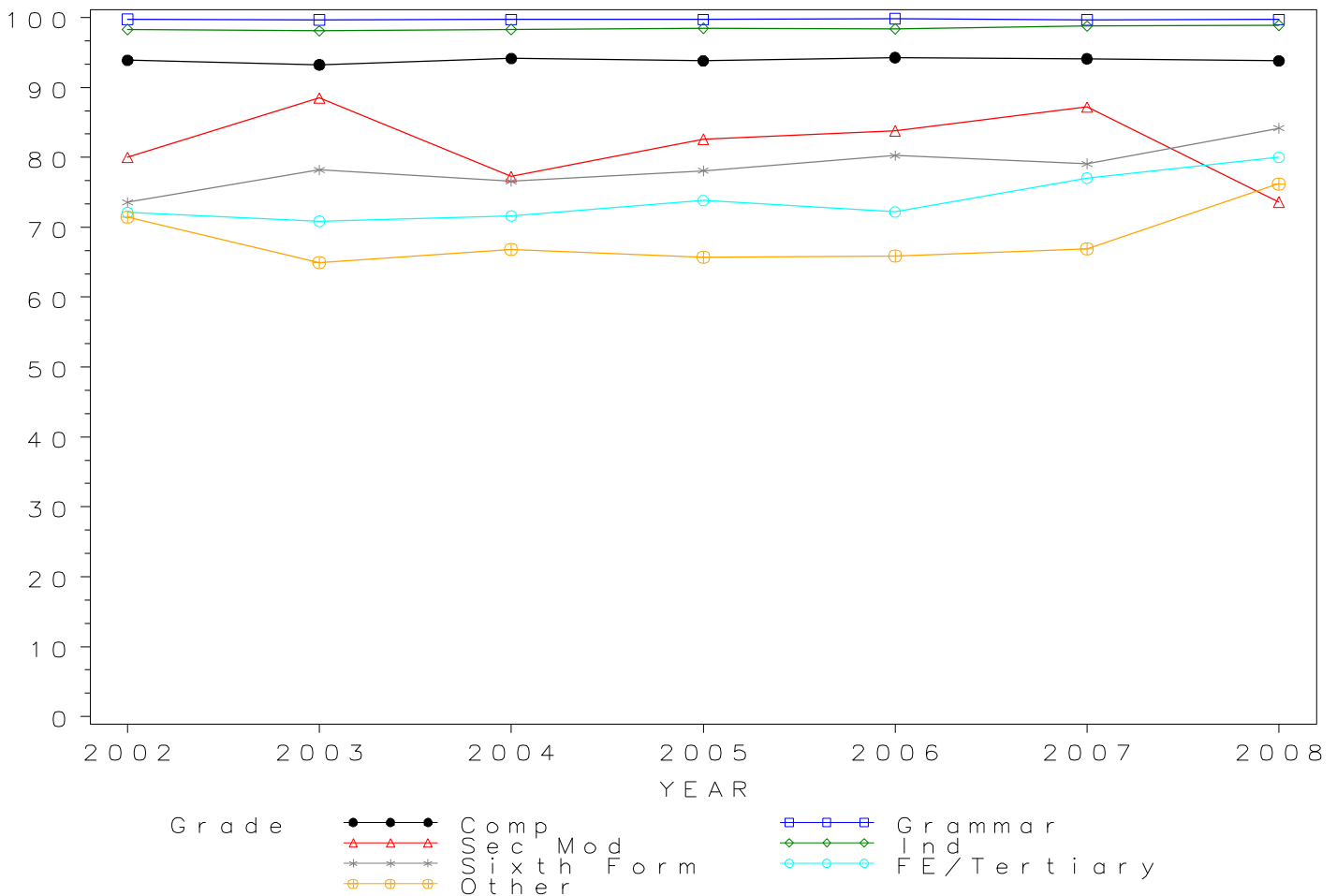
SCHTYPE	2002	2003	2004	2005	2006	2007	2008
Comprehensive	93.88	93.24	94.14	93.83	94.27	94.10	93.80
Grammar	99.77	99.69	99.73	99.74	99.84	99.70	99.71
Sec Mod	80.00	88.48	77.27	82.62	83.80	87.20	73.61
Independent	98.30	98.10	98.30	98.50	98.40	98.80	98.90
Sixth Form	73.57	78.22	76.59	78.09	80.27	79.10	84.17
FE/Tertiary	72.13	70.86	71.63	73.83	72.18	77.04	80.00
Other	71.48	64.92	66.82	65.73	65.91	66.93	76.22

*Cumulative Numbers*

SCHTYPE	2002	2003	2004	2005	2006	2007	2008
Comprehensive	19604	22470	24382	26961	30247	32074	47713
Grammar	8781	8773	9027	9127	9332	9955	14635
Sec Mod	172	215	238	309	300	368	1350
Independent	17717	16523	16730	16746	16693	17030	17255
Sixth Form	1091	1160	1083	1048	1062	999	1106
FE/Tertiary	3686	3568	3330	3087	2807	2812	2876
Other	807	820	729	723	694	775	987

**GCSE BIOLOGY 2002–2008**

Cumulative % at Grade D by school type



*GCSE BIOLOGY Grade E by school type 2002- 2008  
Cumulative Percentages*

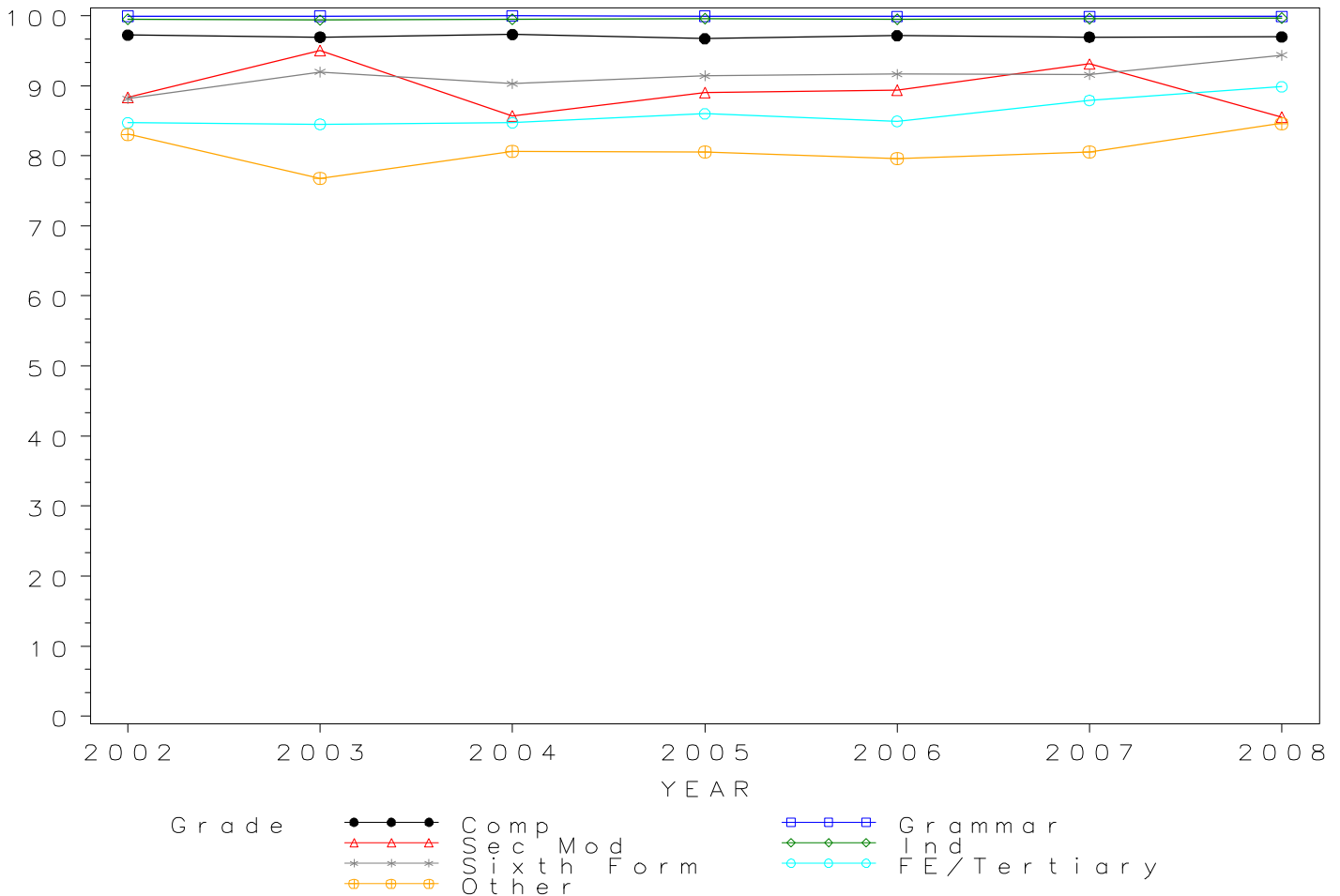
SCHTYPE	2002	2003	2004	2005	2006	2007	2008
Comprehensive	97.25	96.95	97.32	96.73	97.17	96.95	96.96
Grammar	99.93	99.93	100.00	99.93	99.90	99.90	99.90
Sec Mod	88.37	95.06	85.71	89.04	89.39	93.13	85.55
Independent	99.50	99.40	99.50	99.60	99.50	99.60	99.70
Sixth Form	88.13	91.98	90.31	91.43	91.69	91.61	94.37
FE/Tertiary	84.74	84.51	84.71	86.01	84.93	87.92	89.85
Other	83.08	76.80	80.66	80.55	79.58	80.57	84.63

*Cumulative Numbers*

SCHTYPE	2002	2003	2004	2005	2006	2007	2008
Comprehensive	20307	23363	25205	27795	31177	33046	49323
Grammar	8795	8794	9051	9145	9338	9975	14662
Sec Mod	190	231	264	333	320	393	1569
Independent	17933	16742	16934	16933	16879	17168	17395
Sixth Form	1307	1364	1277	1227	1213	1157	1240
FE/Tertiary	4330	4255	3938	3596	3303	3209	3230
Other	938	970	880	886	838	933	1096

**GCSE BIOLOGY 2002–2008**

Cumulative % at Grade E by school type



*GCSE BIOLOGY Grade F by school type 2002- 2008  
Cumulative Percentages*

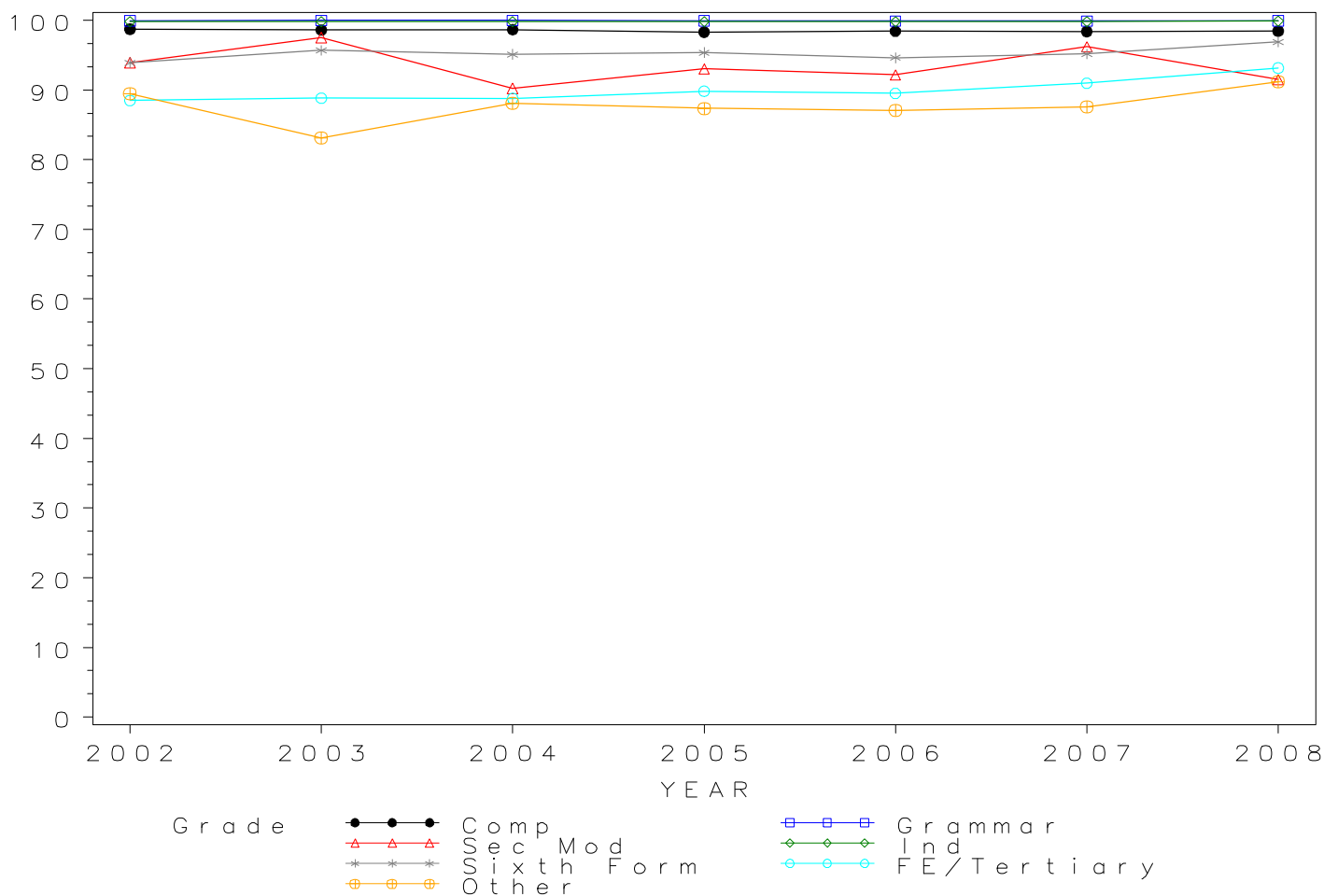
SCHTYPE	2002	2003	2004	2005	2006	2007	2008
Comprehensive	98.75	98.63	98.68	98.32	98.46	98.40	98.46
Grammar	99.93	100.00	100.00	99.93	99.90	99.90	99.94
Sec Mod	93.95	97.53	90.26	93.05	92.18	96.21	91.49
Independent	99.80	99.80	99.80	99.80	99.80	99.80	99.90
Sixth Form	93.93	95.68	95.12	95.38	94.63	95.17	96.88
FE/Tertiary	88.51	88.82	88.79	89.83	89.53	90.99	93.16
Other	89.46	83.14	88.08	87.36	87.08	87.56	91.20

*Cumulative Numbers*

SCHTYPE	2002	2003	2004	2005	2006	2007	2008
Comprehensive	20621	23767	25556	28252	31589	33541	50086
Grammar	8795	8800	9051	9145	9338	9975	14668
Sec Mod	202	237	278	348	330	406	1678
Independent	17987	16809	16985	16967	16930	17203	17430
Sixth Form	1393	1419	1345	1280	1252	1202	1273
FE/Tertiary	4523	4472	4128	3756	3482	3321	3349
Other	1010	1050	961	961	917	1014	1181

**GCSE BIOLOGY 2002–2008**

Cumulative % at Grade F by school type



*GCSE BIOLOGY Grade G by school type 2002- 2008  
Cumulative Percentages*

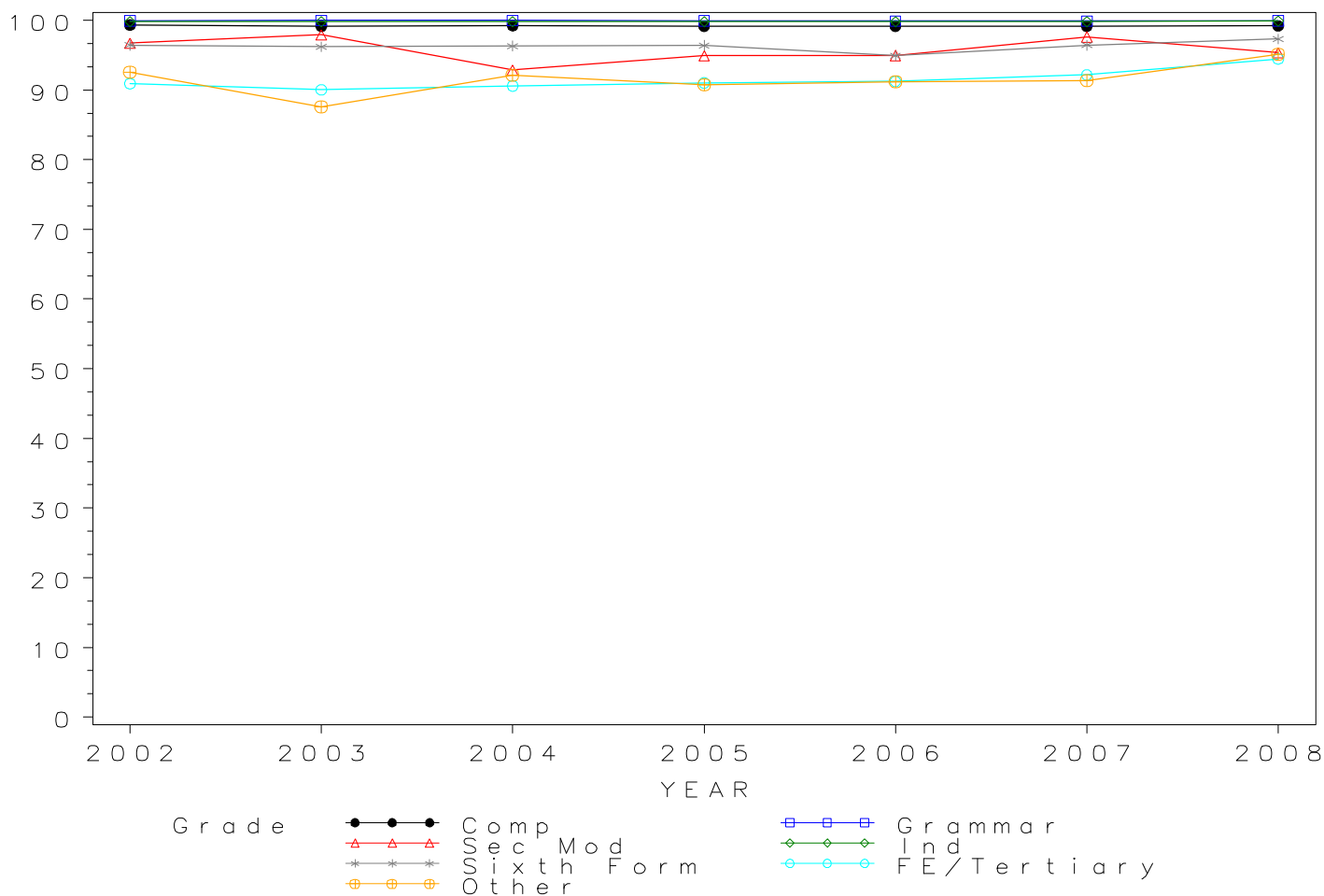
SCHTYPE	2002	2003	2004	2005	2006	2007	2008
Comprehensive	99.33	99.18	99.24	99.15	99.16	99.15	99.20
Grammar	99.93	100.00	100.00	99.93	99.90	99.90	99.94
Sec Mod	96.74	97.94	92.86	94.92	94.97	97.63	95.37
Independent	99.80	99.80	99.80	99.80	99.80	99.80	99.90
Sixth Form	96.43	96.22	96.32	96.42	94.94	96.44	97.34
FE/Tertiary	90.92	90.03	90.60	91.03	91.26	92.16	94.46
Other	92.56	87.57	92.12	90.73	91.17	91.36	95.14

*Cumulative Numbers*

SCHTYPE	2002	2003	2004	2005	2006	2007	2008
Comprehensive	20743	23900	25703	28490	31816	33796	50460
Grammar	8795	8800	9051	9145	9338	9975	14668
Sec Mod	208	238	286	355	340	412	1749
Independent	17987	16809	16985	16967	16930	17203	17430
Sixth Form	1430	1427	1362	1294	1256	1218	1279
FE/Tertiary	4646	4533	4212	3806	3549	3364	3396
Other	1045	1106	1005	998	960	1058	1232

**GCSE BIOLOGY 2002–2008**

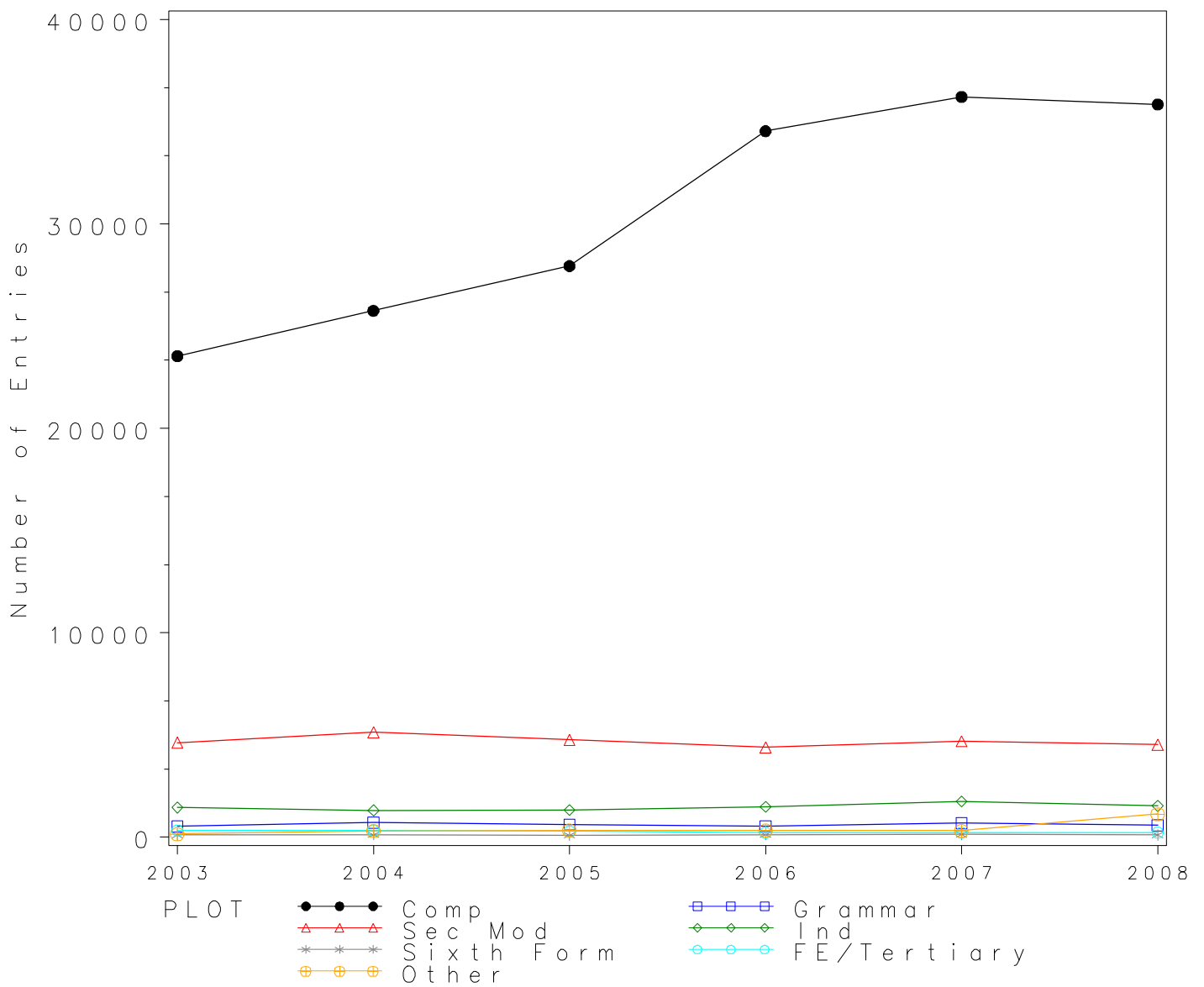
Cumulative % at Grade G by school type



*Numbers of GCSE entries in BUSINESS & COMM. SYS. by school type 2002-2008*

SCHTYPE	2002	2003	2004	2005	2006	2007	2008
Comprehensive	.	23530	25752	27941	34541	36213	35851
Grammar	.	528	717	622	546	694	576
Sec Mod	.	4626	5130	4761	4401	4700	4525
Independent	.	1457	1312	1327	1488	1749	1528
Sixth Form	.	115	126	99	126	132	106
FE/Tertiary	.	335	321	287	217	220	230
Other	.	158	292	322	320	315	1132

GCSE BUSINESS & COMM. SYS. Entries by school type 2002–2008



*GCSE BUSINESS & COMM. SYS. Grade A\* by school type 2002-2008  
Cumulative Percentages*

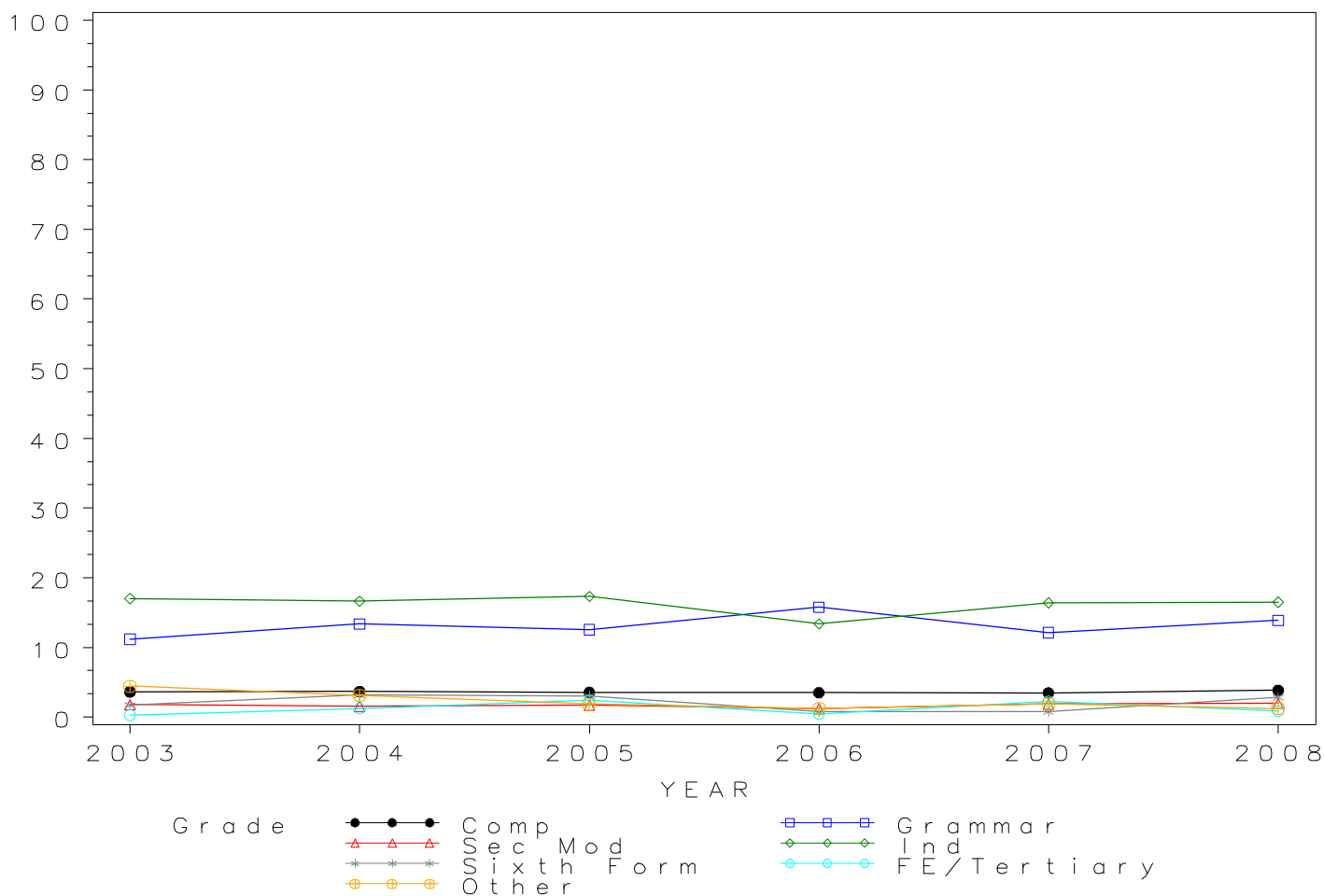
SCHTYPE	2002	2003	2004	2005	2006	2007	2008
Comprehensive	.	3.63	3.68	3.54	3.49	3.48	3.84
Grammar	.	11.17	13.39	12.54	15.75	12.10	13.89
Sec Mod	.	1.77	1.56	1.72	1.23	1.91	1.97
Independent	.	17.02	16.62	17.33	13.37	16.41	16.49
Sixth Form	.	1.74	3.17	3.03	0.79	0.76	2.83
FE/Tertiary	.	0.30	1.25	2.44	0.46	2.27	0.87
Other	.	4.43	3.08	1.86	1.25	1.90	1.24

*Cumulative Numbers*

SCHTYPE	2002	2003	2004	2005	2006	2007	2008
Comprehensive	.	855	948	989	1205	1261	1376
Grammar	.	59	96	78	86	84	80
Sec Mod	.	82	80	82	54	90	89
Independent	.	248	218	230	199	287	252
Sixth Form	.	2	4	3	1	1	3
FE/Tertiary	.	1	4	7	1	5	2
Other	.	7	9	6	4	6	14

**GCSE BUSINESS & COMM. SYS. 2002–2008**

Cumulative % at Grade A\* by school type





*GCSE BUSINESS & COMM. SYS. Grade A by school type 2002-2008  
Cumulative Percentages*

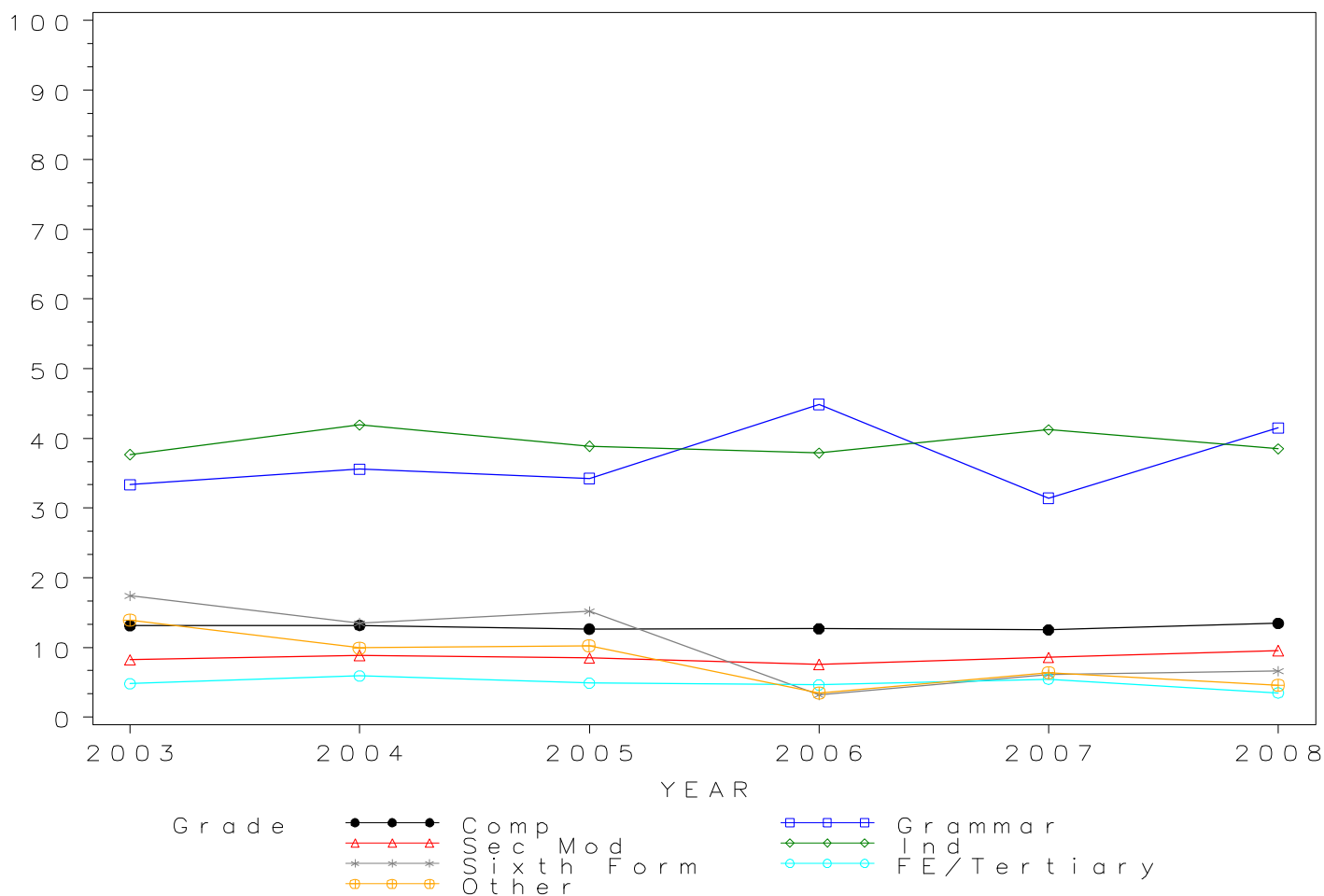
SCHTYPE	2002	2003	2004	2005	2006	2007	2008
Comprehensive	.	13.13	13.17	12.64	12.67	12.50	13.45
Grammar	.	33.33	35.56	34.24	44.87	31.41	41.49
Sec Mod	.	8.24	8.87	8.49	7.57	8.57	9.57
Independent	.	37.68	41.92	38.88	37.90	41.22	38.48
Sixth Form	.	17.39	13.49	15.15	3.17	6.06	6.60
FE/Tertiary	.	4.78	5.92	4.88	4.61	5.45	3.48
Other	.	13.92	9.93	10.25	3.44	6.35	4.59

*Cumulative Numbers*

SCHTYPE	2002	2003	2004	2005	2006	2007	2008
Comprehensive	.	3090	3391	3531	4376	4528	4823
Grammar	.	176	255	213	245	218	239
Sec Mod	.	381	455	404	333	403	433
Independent	.	549	550	516	564	721	588
Sixth Form	.	20	17	15	4	8	7
FE/Tertiary	.	16	19	14	10	12	8
Other	.	22	29	33	11	20	52

**GCSE BUSINESS & COMM. SYS. 2002–2008**

Cumulative % at Grade A by school type



*GCSE BUSINESS & COMM. SYS. Grade B by school type 2002-2008  
Cumulative Percentages*

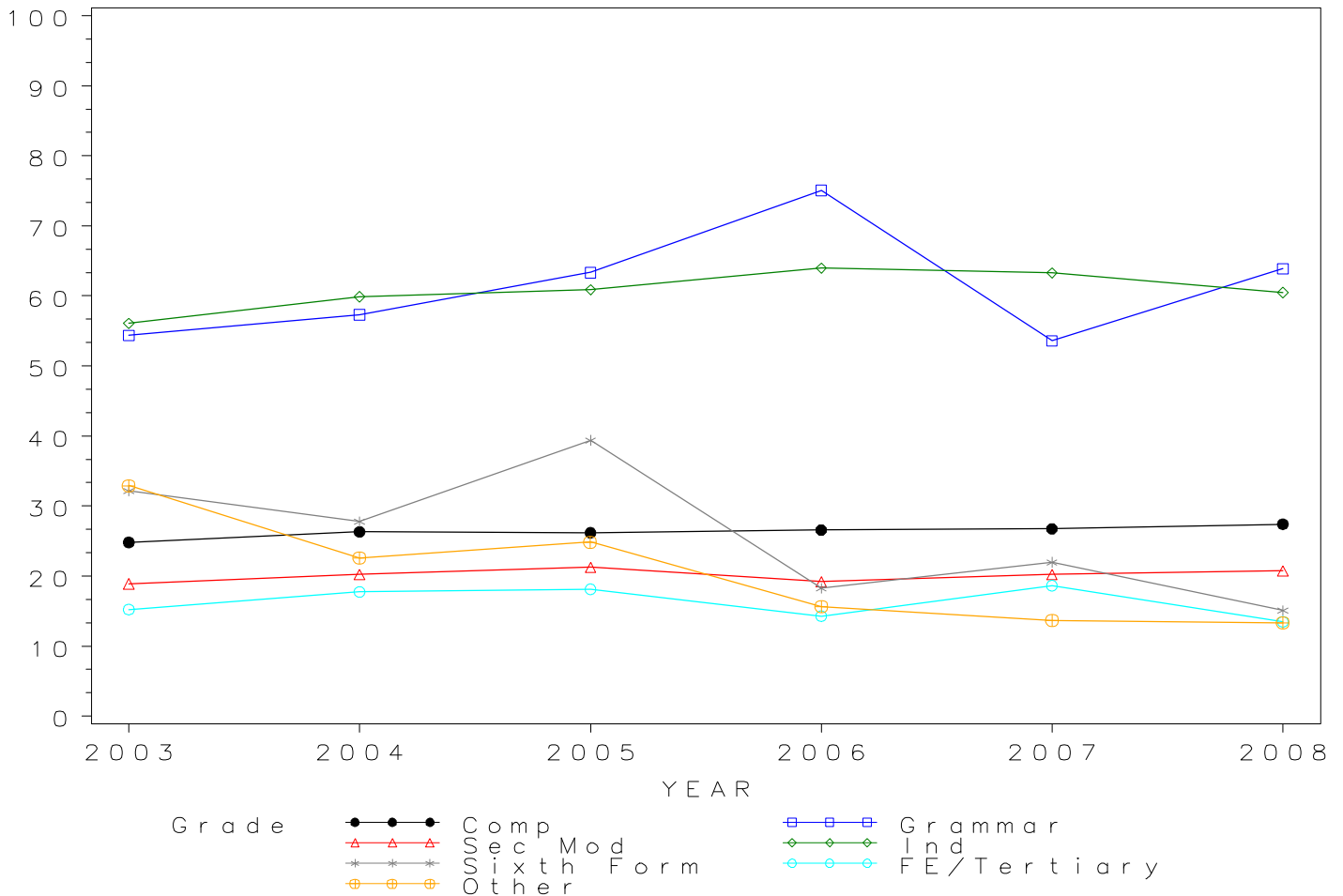
SCHTYPE	2002	2003	2004	2005	2006	2007	2008
Comprehensive	.	24.81	26.32	26.18	26.58	26.75	27.41
Grammar	.	54.36	57.32	63.34	75.09	53.60	63.89
Sec Mod	.	18.89	20.23	21.28	19.20	20.21	20.73
Independent	.	56.07	59.91	60.89	63.98	63.29	60.47
Sixth Form	.	32.17	27.78	39.39	18.25	21.97	15.09
FE/Tertiary	.	15.22	17.76	18.12	14.29	18.64	13.48
Other	.	32.91	22.60	24.84	15.63	13.65	13.34

*Cumulative Numbers*

SCHTYPE	2002	2003	2004	2005	2006	2007	2008
Comprehensive	.	5838	6777	7315	9181	9688	9827
Grammar	.	287	411	394	410	372	368
Sec Mod	.	874	1038	1013	845	950	938
Independent	.	817	786	808	952	1107	924
Sixth Form	.	37	35	39	23	29	16
FE/Tertiary	.	51	57	52	31	41	31
Other	.	52	66	80	50	43	151

**GCSE BUSINESS & COMM. SYS. 2002–2008**

Cumulative % at Grade B by school type



*GCSE BUSINESS & COMM. SYS. Grade C by school type 2002-2008  
Cumulative Percentages*

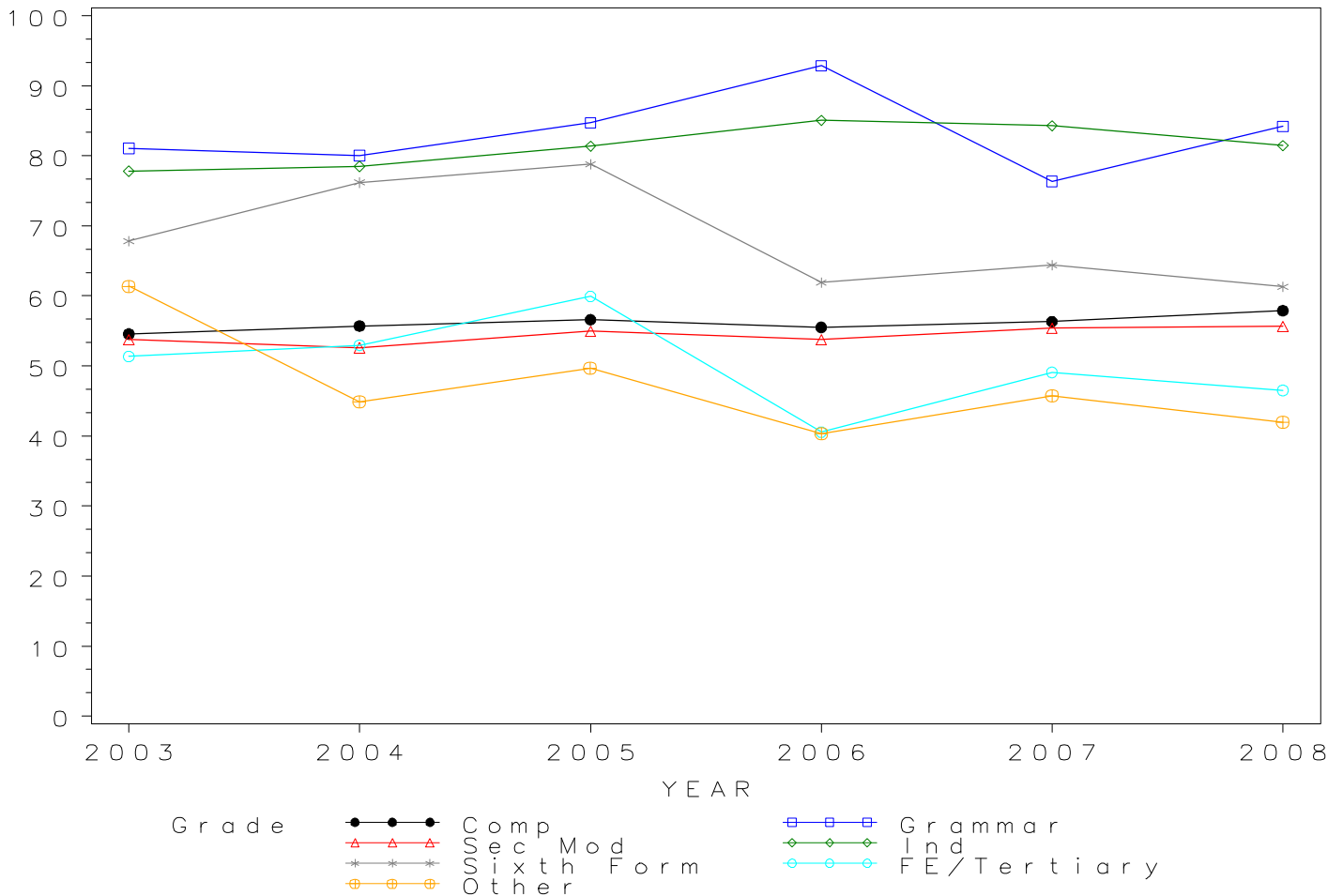
SCHTYPE	2002	2003	2004	2005	2006	2007	2008
Comprehensive	.	54.56	55.71	56.61	55.51	56.32	57.90
Grammar	.	81.06	80.06	84.73	92.86	76.37	84.20
Sec Mod	.	53.76	52.61	54.95	53.76	55.40	55.65
Independent	.	77.83	78.51	81.39	85.08	84.28	81.48
Sixth Form	.	67.83	76.19	78.79	61.90	64.39	61.32
FE/Tertiary	.	51.34	52.96	59.93	40.55	49.09	46.52
Other	.	61.39	44.86	49.69	40.31	45.71	41.96

*Cumulative Numbers*

SCHTYPE	2002	2003	2004	2005	2006	2007	2008
Comprehensive	.	12839	14346	15818	19174	20395	20757
Grammar	.	428	574	527	507	530	485
Sec Mod	.	2487	2699	2616	2366	2604	2518
Independent	.	1134	1030	1080	1266	1474	1245
Sixth Form	.	78	96	78	78	85	65
FE/Tertiary	.	172	170	172	88	108	107
Other	.	97	131	160	129	144	475

**GCSE BUSINESS & COMM. SYS. 2002–2008**

Cumulative % at Grade C by school type



*GCSE BUSINESS & COMM. SYS. Grade D by school type 2002-2008  
Cumulative Percentages*

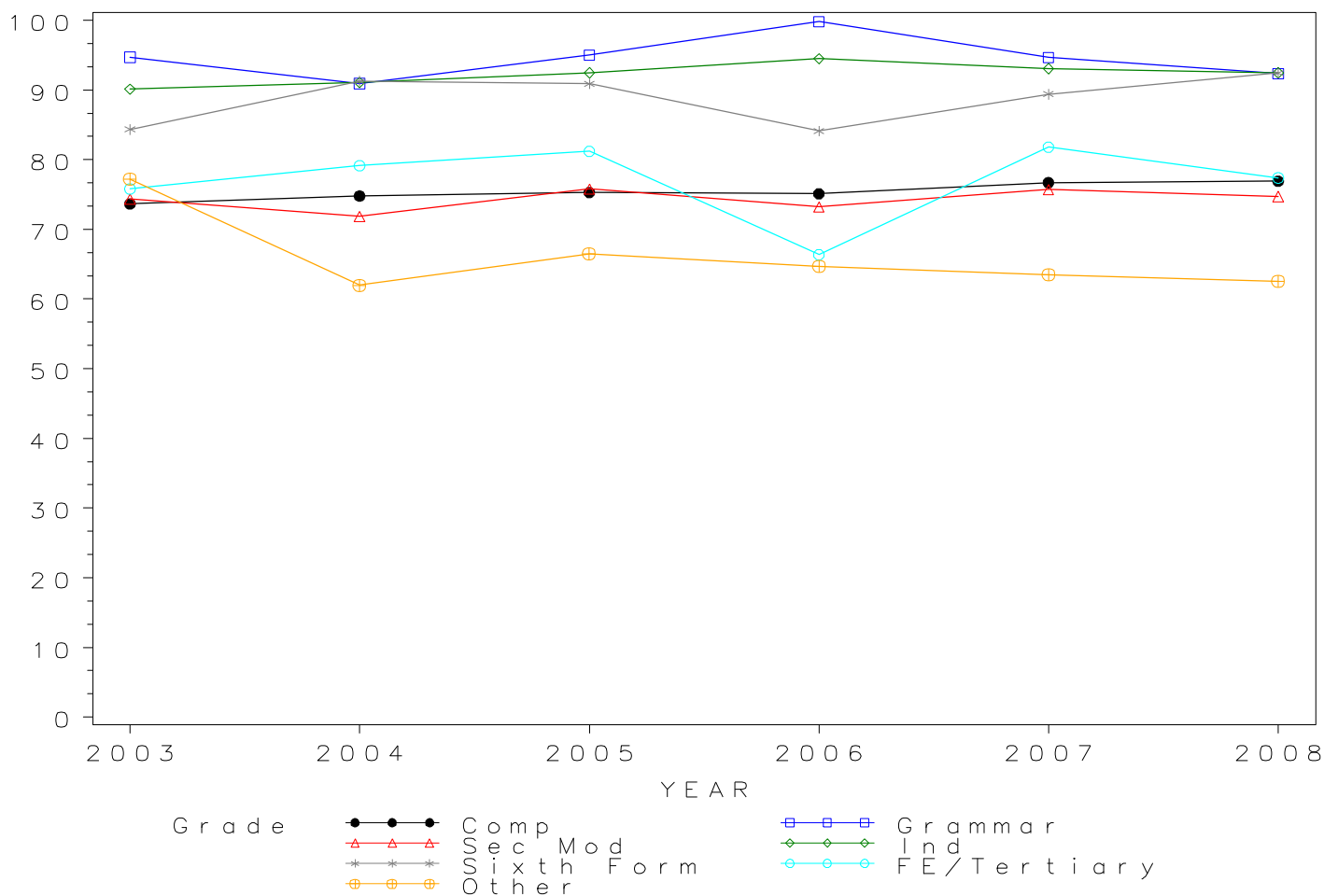
SCHTYPE	2002	2003	2004	2005	2006	2007	2008
Comprehensive	.	73.65	74.79	75.29	75.12	76.71	76.93
Grammar	.	94.70	90.93	95.02	99.82	94.67	92.36
Sec Mod	.	74.34	71.85	75.78	73.23	75.72	74.74
Independent	.	90.12	91.08	92.46	94.49	93.08	92.47
Sixth Form	.	84.35	91.27	90.91	84.13	89.39	92.45
FE/Tertiary	.	75.82	79.13	81.18	66.36	81.82	77.39
Other	.	77.22	61.99	66.46	64.69	63.49	62.54

*Cumulative Numbers*

SCHTYPE	2002	2003	2004	2005	2006	2007	2008
Comprehensive	.	17331	19261	21038	25947	27778	27581
Grammar	.	500	652	591	545	657	532
Sec Mod	.	3439	3686	3608	3223	3559	3382
Independent	.	1313	1195	1227	1406	1628	1413
Sixth Form	.	97	115	90	106	118	98
FE/Tertiary	.	254	254	233	144	180	178
Other	.	122	181	214	207	200	708

**GCSE BUSINESS & COMM. SYS. 2002–2008**

Cumulative % at Grade D by school type



*GCSE BUSINESS & COMM. SYS. Grade E by school type 2002-2008  
Cumulative Percentages*

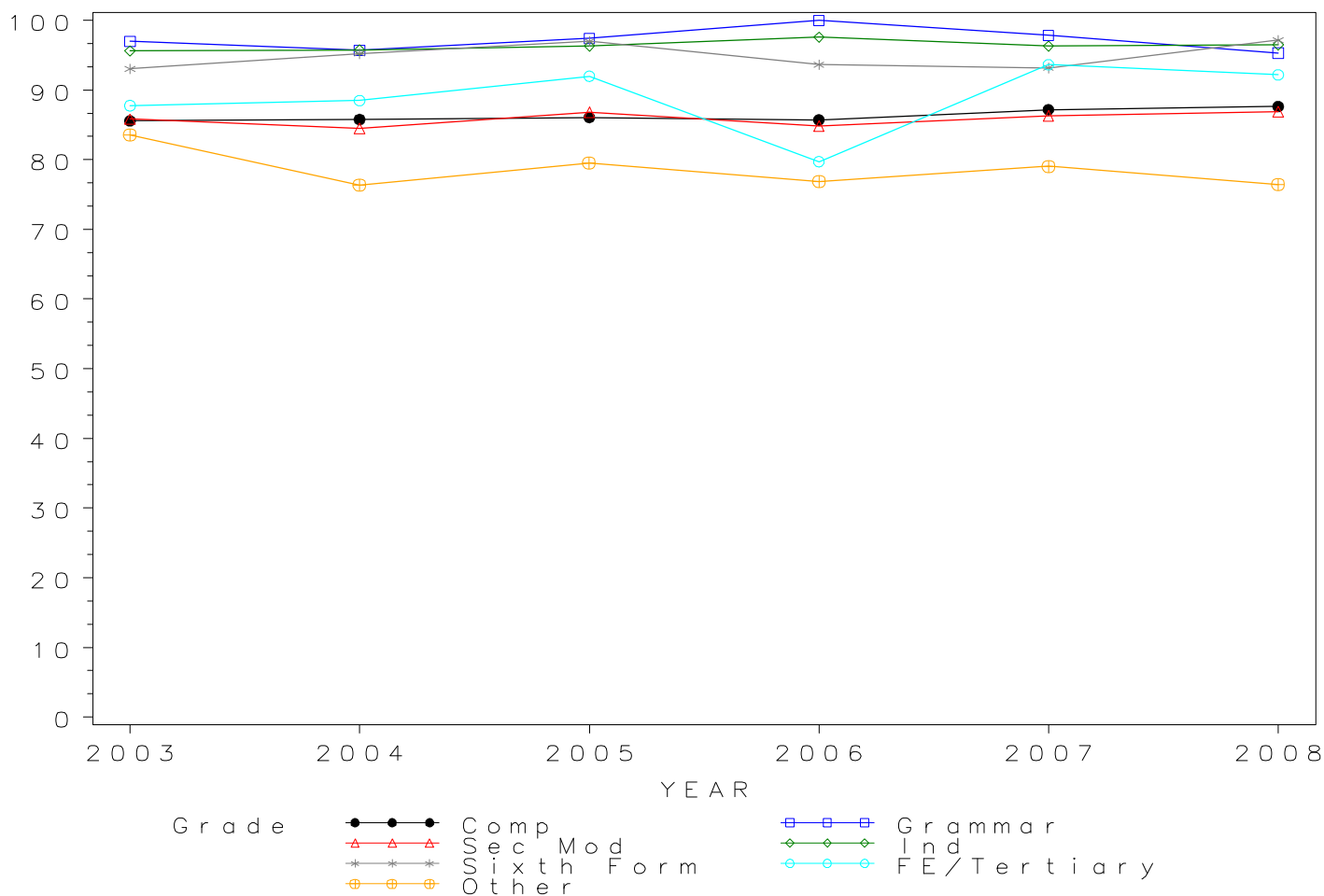
SCHTYPE	2002	2003	2004	2005	2006	2007	2008
Comprehensive	.	85.58	85.78	86.06	85.72	87.18	87.62
Grammar	.	96.97	95.68	97.43	100.00	97.84	95.31
Sec Mod	.	85.84	84.50	86.81	84.84	86.32	86.90
Independent	.	95.61	95.73	96.31	97.58	96.28	96.53
Sixth Form	.	93.04	95.24	96.97	93.65	93.18	97.17
FE/Tertiary	.	87.76	88.47	91.99	79.72	93.64	92.17
Other	.	83.54	76.37	79.50	76.88	79.05	76.41

*Cumulative Numbers*

SCHTYPE	2002	2003	2004	2005	2006	2007	2008
Comprehensive	.	20137	22089	24046	29607	31572	31412
Grammar	.	512	686	606	546	679	549
Sec Mod	.	3971	4335	4133	3734	4057	3932
Independent	.	1393	1256	1278	1452	1684	1475
Sixth Form	.	107	120	96	118	123	103
FE/Tertiary	.	294	284	264	173	206	212
Other	.	132	223	256	246	249	865

**GCSE BUSINESS & COMM. SYS. 2002–2008**

Cumulative % at Grade E by school type



*GCSE BUSINESS & COMM. SYS. Grade F by school type 2002-2008  
Cumulative Percentages*

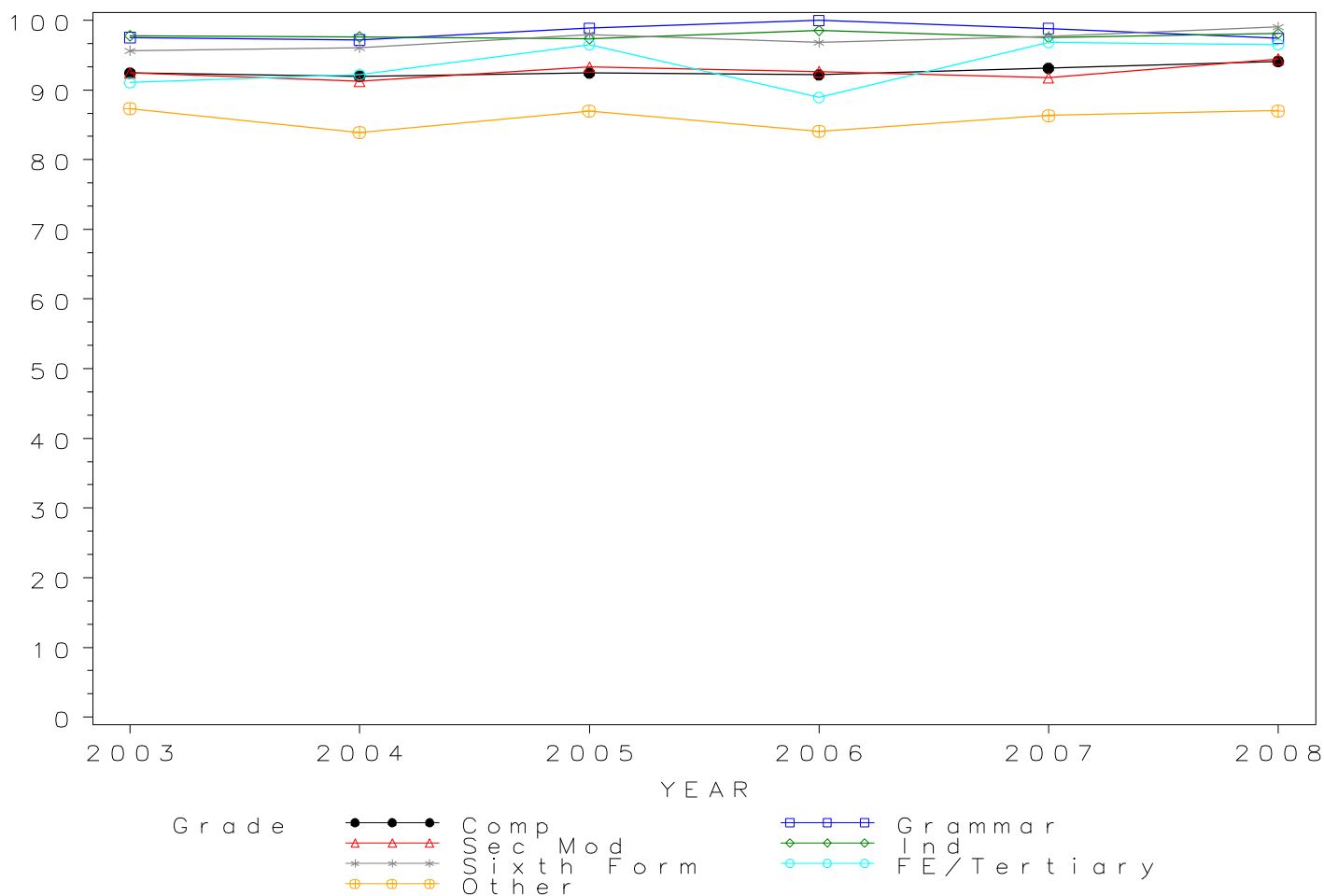
SCHTYPE	2002	2003	2004	2005	2006	2007	2008
Comprehensive	.	92.44	91.96	92.43	92.17	93.14	94.11
Grammar	.	97.54	97.21	98.87	100.00	98.85	97.40
Sec Mod	.	92.46	91.25	93.30	92.66	91.77	94.43
Independent	.	97.80	97.64	97.36	98.52	97.48	98.10
Sixth Form	.	95.65	96.03	97.98	96.83	97.73	99.06
FE/Tertiary	.	91.04	92.21	96.52	88.94	96.82	96.52
Other	.	87.34	83.90	86.96	84.06	86.35	87.01

*Cumulative Numbers*

SCHTYPE	2002	2003	2004	2005	2006	2007	2008
Comprehensive	.	21751	23682	25827	31835	33727	33738
Grammar	.	515	697	615	546	686	561
Sec Mod	.	4277	4681	4442	4078	4313	4273
Independent	.	1425	1281	1292	1466	1705	1499
Sixth Form	.	110	121	97	122	129	105
FE/Tertiary	.	305	296	277	193	213	222
Other	.	138	245	280	269	272	985

**GCSE BUSINESS & COMM. SYS. 2002–2008**

Cumulative % at Grade F by school type



*GCSE BUSINESS & COMM. SYS. Grade G by school type 2002-2008  
Cumulative Percentages*

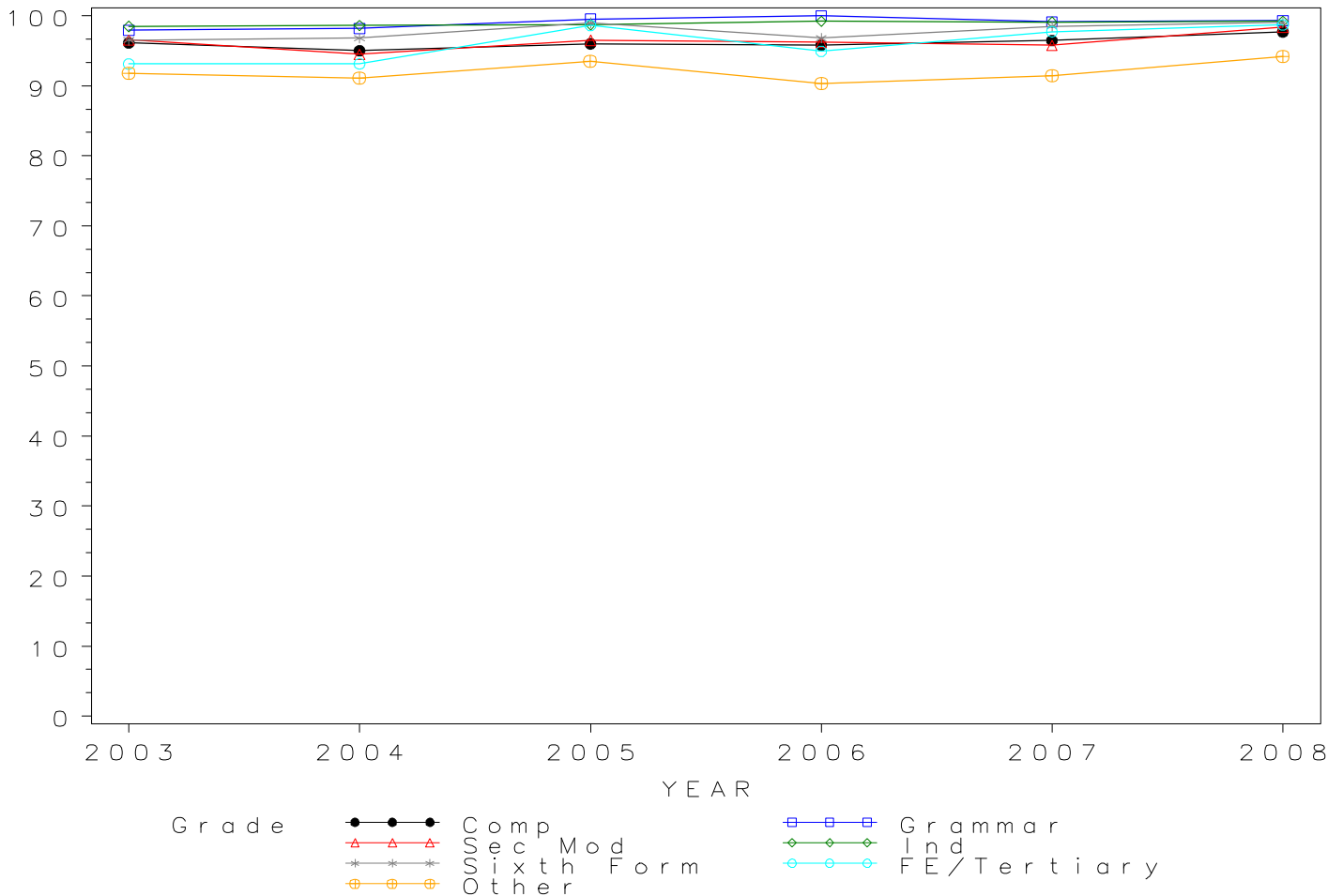
SCHTYPE	2002	2003	2004	2005	2006	2007	2008
Comprehensive	.	96.14	95.00	96.00	95.79	96.47	97.71
Grammar	.	97.92	98.19	99.52	100.00	99.14	99.31
Sec Mod	.	96.56	94.50	96.49	96.21	95.79	98.36
Independent	.	98.49	98.63	98.72	99.19	99.09	99.21
Sixth Form	.	96.52	96.83	98.99	96.83	98.48	99.06
FE/Tertiary	.	93.13	93.15	98.61	94.93	97.73	98.70
Other	.	91.77	91.10	93.48	90.31	91.43	94.17

*Cumulative Numbers*

SCHTYPE	2002	2003	2004	2005	2006	2007	2008
Comprehensive	.	22621	24465	26822	33088	34934	35031
Grammar	.	517	704	619	546	688	572
Sec Mod	.	4467	4848	4594	4234	4502	4451
Independent	.	1435	1294	1310	1476	1733	1516
Sixth Form	.	111	122	98	122	130	105
FE/Tertiary	.	312	299	283	206	215	227
Other	.	145	266	301	289	288	1066

**GCSE BUSINESS & COMM. SYS. 2002–2008**

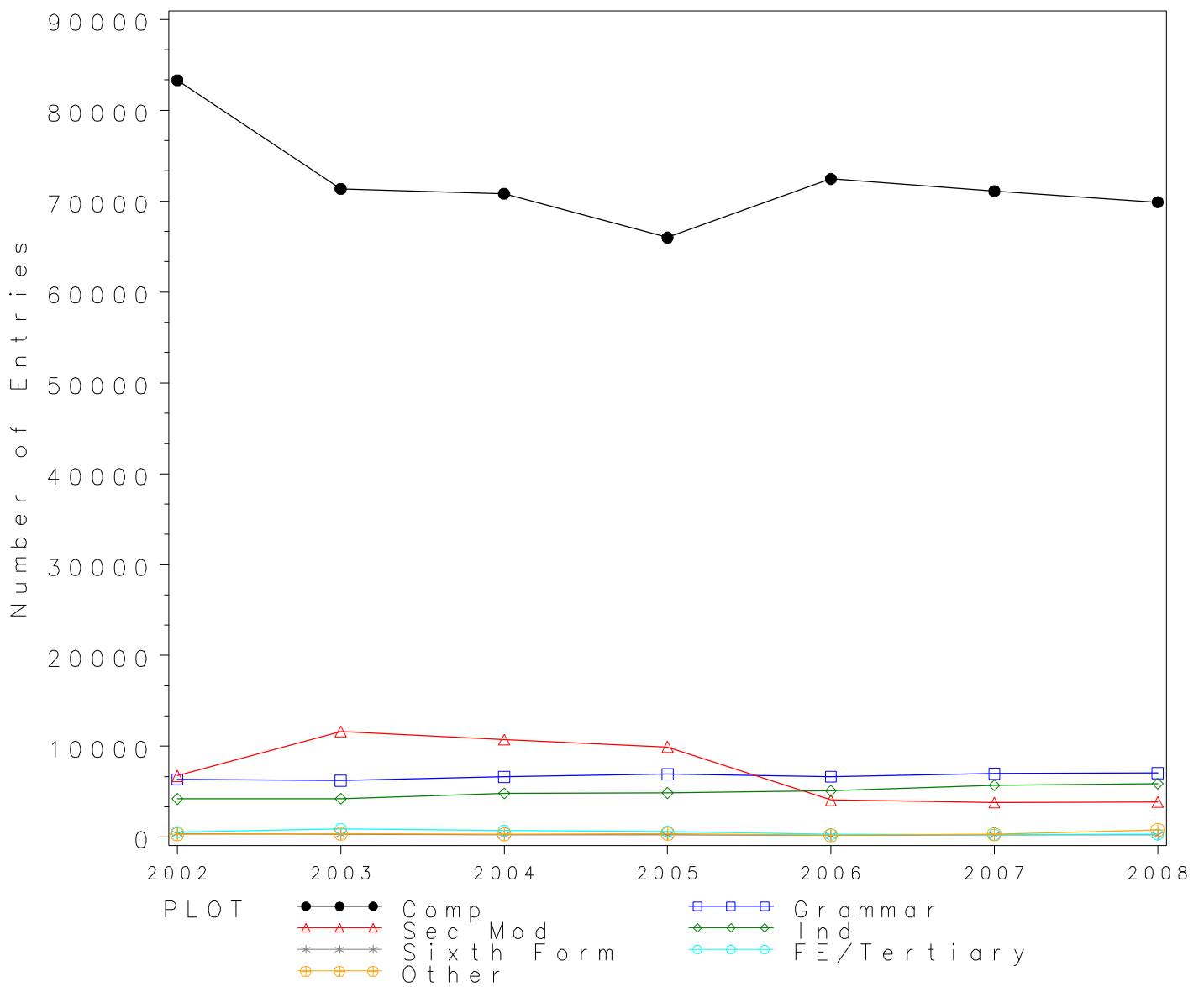
Cumulative % at Grade G by school type



*Numbers of GCSE entries in BUSINESS STUDIES by school type 2002- 2008*

SCHTYPE	2002	2003	2004	2005	2006	2007	2008
Comprehensive	83310	71356	70824	65997	72457	71108	69895
Grammar	6372	6218	6645	6943	6672	7001	7037
Sec Mod	6756	11637	10748	9934	4088	3826	3877
Independent	4207	4244	4834	4863	5093	5721	5903
Sixth Form	388	314	244	241	194	257	252
FE/Tertiary	562	912	730	607	310	285	292
Other	302	377	318	361	217	301	794

GCSE BUSINESS STUDIES Entries by school type 2002–2008





*GCSE BUSINESS STUDIES Grade A\* by school type 2002- 2008  
Cumulative Percentages*

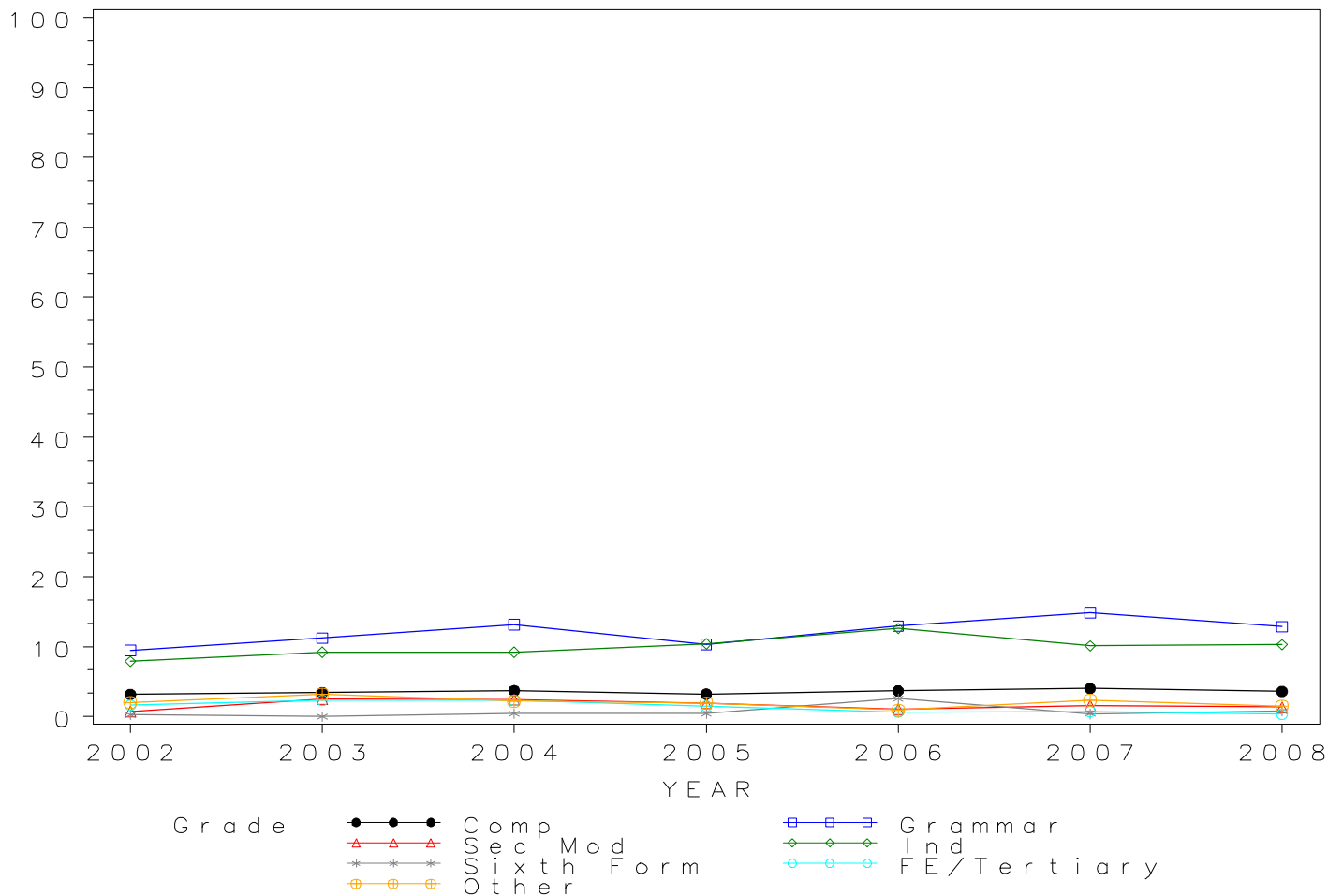
SCHTYPE	2002	2003	2004	2005	2006	2007	2008
Comprehensive	3.18	3.41	3.70	3.22	3.67	4.01	3.60
Grammar	9.46	11.24	13.15	10.31	12.93	14.86	12.86
Sec Mod	0.71	2.51	2.43	1.88	1.05	1.57	1.34
Independent	7.89	9.19	9.21	10.41	12.61	10.10	10.30
Sixth Form	0.26	0.00	0.41	0.41	2.58	0.39	0.79
FE/Tertiary	1.60	2.30	2.33	1.48	0.65	0.70	0.34
Other	1.99	3.18	2.20	1.94	0.92	2.33	1.51

*Cumulative Numbers*

SCHTYPE	2002	2003	2004	2005	2006	2007	2008
Comprehensive	2652	2430	2624	2123	2659	2850	2514
Grammar	603	699	874	716	863	1040	905
Sec Mod	48	292	261	187	43	60	52
Independent	332	390	445	506	642	578	608
Sixth Form	1	0	1	1	5	1	2
FE/Tertiary	9	21	17	9	2	2	1
Other	6	12	7	7	2	7	12

**GCSE BUSINESS STUDIES 2002–2008**

Cumulative % at Grade A\* by school type



*GCSE BUSINESS STUDIES Grade A by school type 2002- 2008  
Cumulative Percentages*

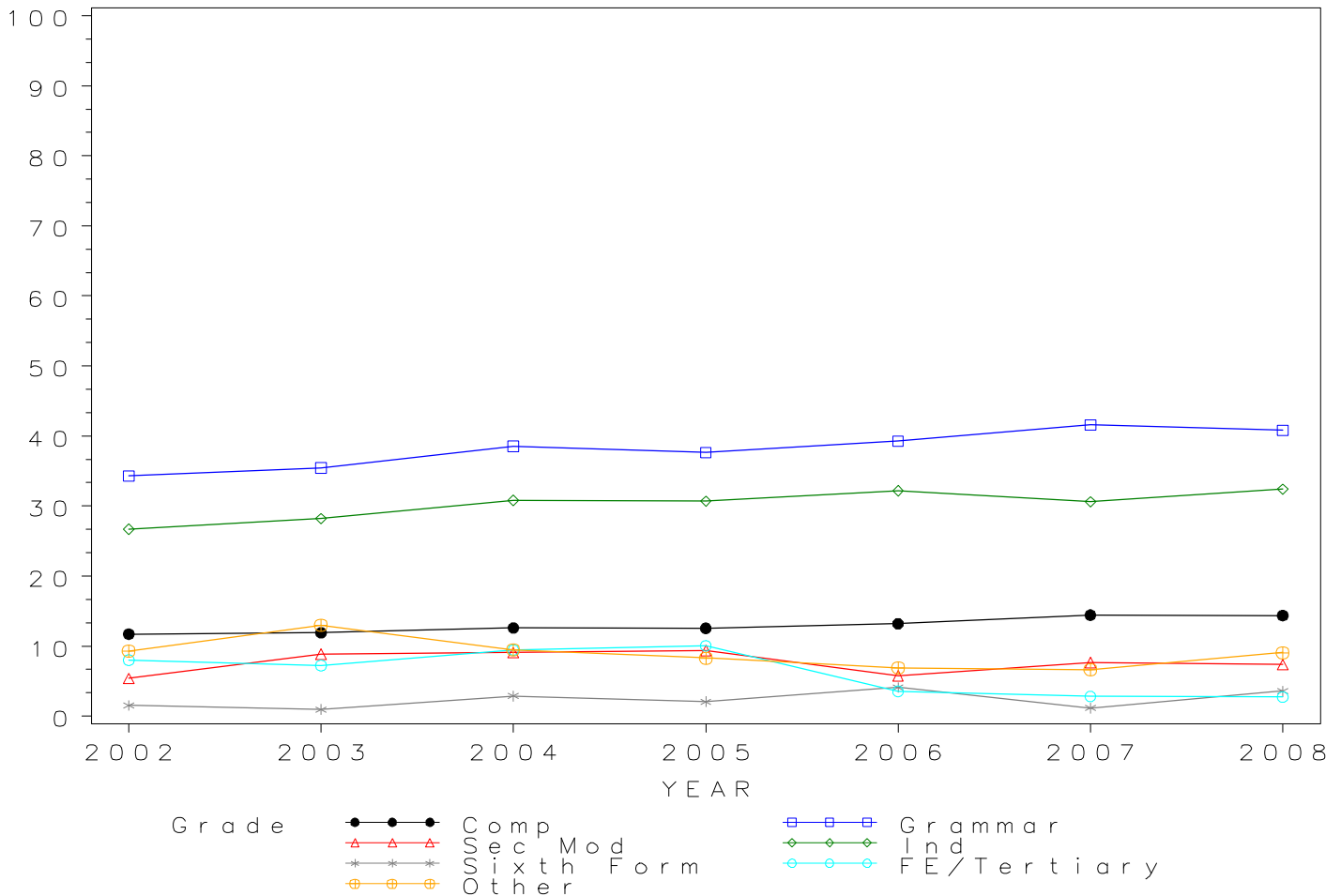
SCHTYPE	2002	2003	2004	2005	2006	2007	2008
Comprehensive	11.72	11.91	12.62	12.55	13.19	14.43	14.37
Grammar	34.27	35.43	38.56	37.65	39.27	41.58	40.81
Sec Mod	5.37	8.88	9.10	9.39	5.80	7.66	7.35
Independent	26.69	28.20	30.80	30.70	32.20	30.61	32.41
Sixth Form	1.55	0.96	2.87	2.07	4.12	1.17	3.57
FE/Tertiary	8.01	7.24	9.45	10.05	3.55	2.81	2.74
Other	9.27	13.00	9.43	8.31	6.91	6.64	9.07

*Cumulative Numbers*

SCHTYPE	2002	2003	2004	2005	2006	2007	2008
Comprehensive	9761	8498	8935	8282	9558	10261	10044
Grammar	2184	2203	2562	2614	2620	2911	2872
Sec Mod	363	1033	978	933	237	293	285
Independent	1123	1197	1489	1493	1640	1751	1913
Sixth Form	6	3	7	5	8	3	9
FE/Tertiary	45	66	69	61	11	8	8
Other	28	49	30	30	15	20	72

**GCSE BUSINESS STUDIES 2002–2008**

Cumulative % at Grade A by school type



*GCSE BUSINESS STUDIES Grade B by school type 2002- 2008  
Cumulative Percentages*

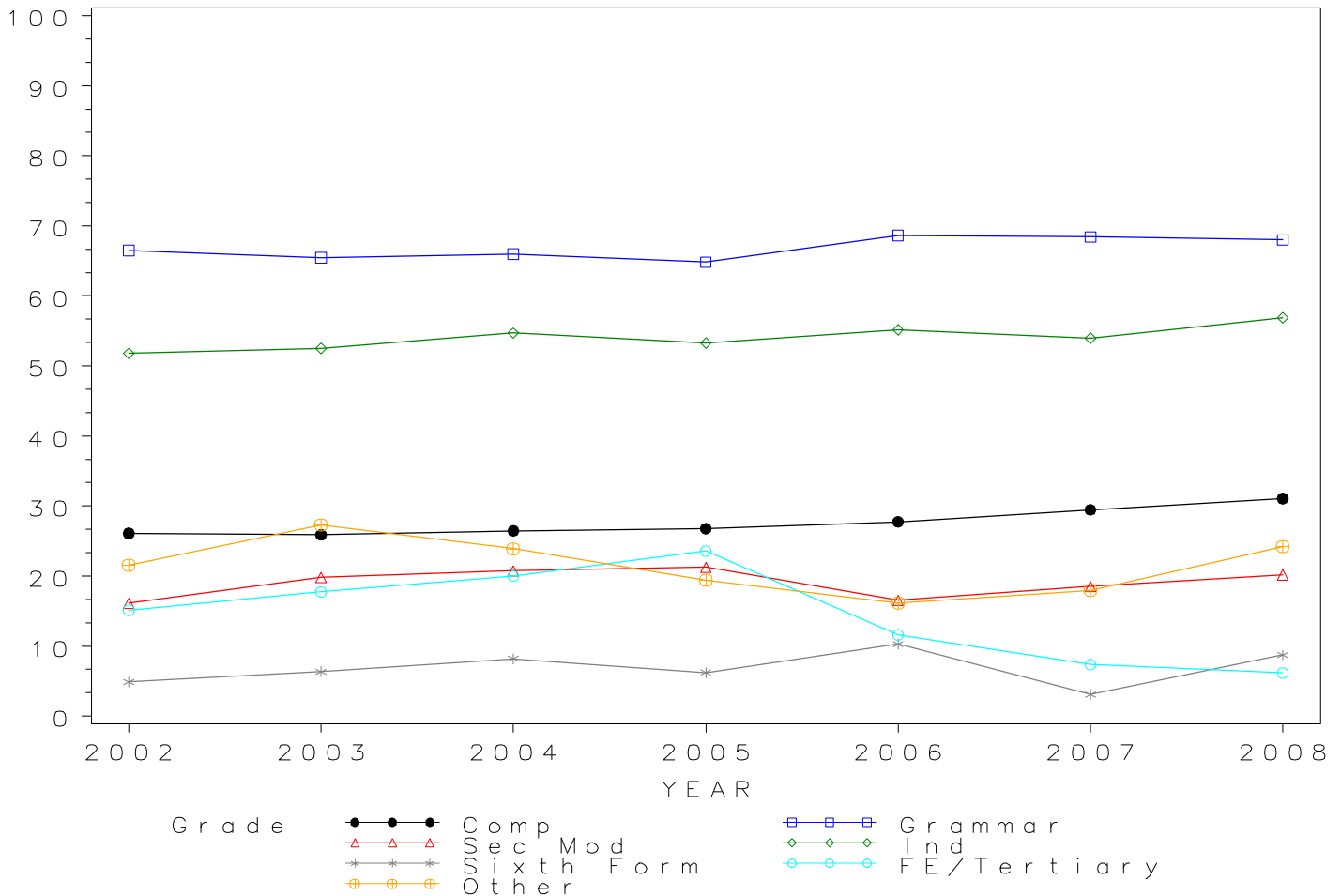
SCHTYPE	2002	2003	2004	2005	2006	2007	2008
Comprehensive	26.10	25.91	26.46	26.78	27.75	29.46	31.08
Grammar	66.51	65.49	65.97	64.81	68.63	68.42	68.00
Sec Mod	16.10	19.79	20.75	21.27	16.56	18.53	20.17
Independent	51.79	52.50	54.70	53.30	55.19	53.99	56.90
Sixth Form	4.90	6.37	8.20	6.22	10.31	3.11	8.73
FE/Tertiary	15.12	17.76	20.00	23.56	11.61	7.37	6.16
Other	21.52	27.32	23.90	19.39	16.13	17.94	24.18

*Cumulative Numbers*

SCHTYPE	2002	2003	2004	2005	2006	2007	2008
Comprehensive	21742	18485	18741	17673	20108	20951	21724
Grammar	4238	4072	4384	4500	4579	4790	4785
Sec Mod	1088	2303	2230	2113	677	709	782
Independent	2179	2228	2644	2592	2811	3089	3359
Sixth Form	19	20	20	15	20	8	22
FE/Tertiary	85	162	146	143	36	21	18
Other	65	103	76	70	35	54	192

**GCSE BUSINESS STUDIES 2002–2008**

Cumulative % at Grade B by school type



*GCSE BUSINESS STUDIES Grade C by school type 2002- 2008  
Cumulative Percentages*

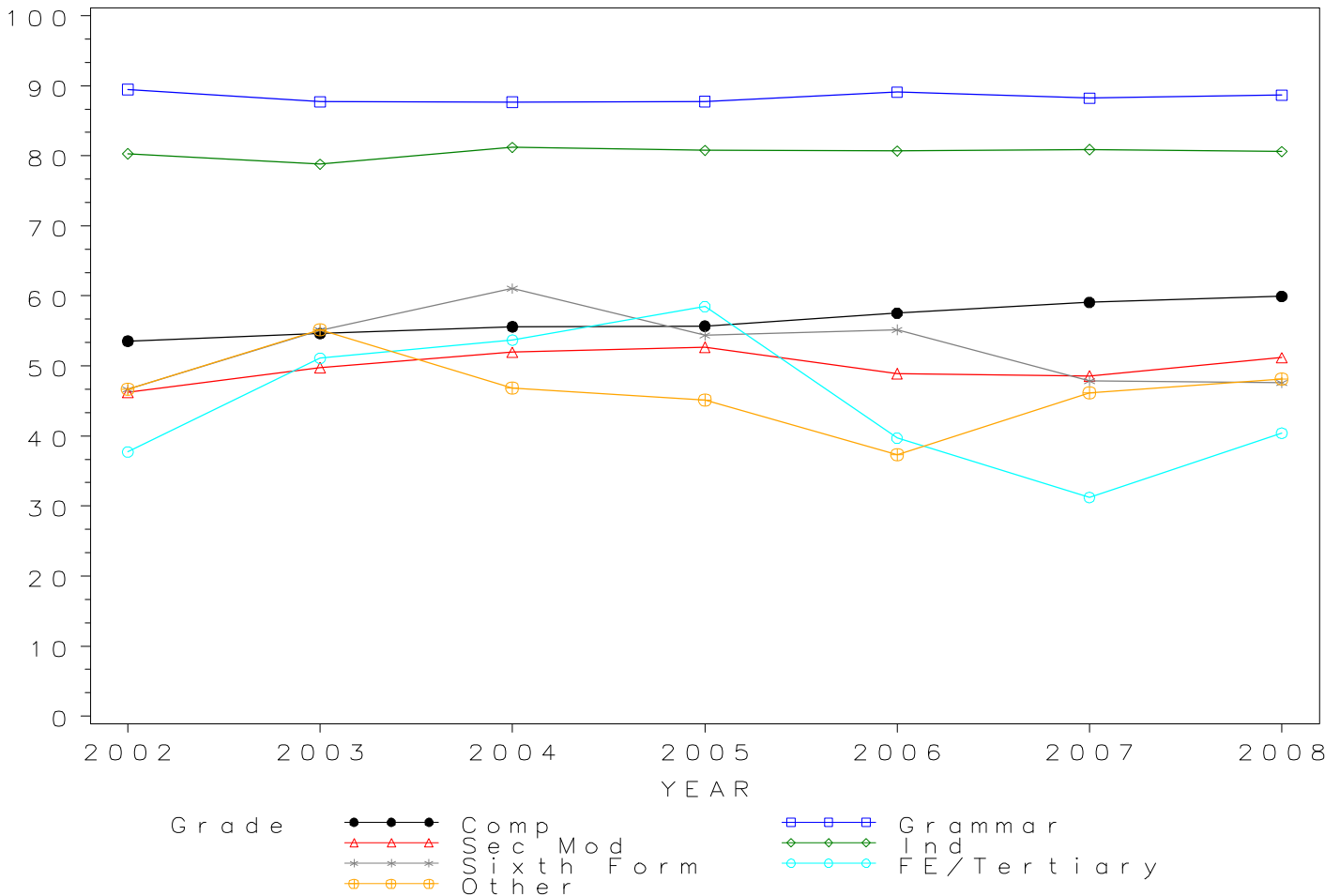
SCHTYPE	2002	2003	2004	2005	2006	2007	2008
Comprehensive	53.54	54.65	55.60	55.69	57.53	59.09	59.94
Grammar	89.47	87.73	87.66	87.74	89.10	88.23	88.65
Sec Mod	46.20	49.78	51.94	52.70	48.90	48.59	51.17
Independent	80.29	78.79	81.20	80.79	80.70	80.89	80.60
Sixth Form	46.65	55.10	61.07	54.36	55.15	47.86	47.62
FE/Tertiary	37.72	51.10	53.70	58.48	39.68	31.23	40.41
Other	46.69	55.17	46.86	45.15	37.33	46.18	48.11

*Cumulative Numbers*

SCHTYPE	2002	2003	2004	2005	2006	2007	2008
Comprehensive	44608	38993	39379	36753	41687	42017	41897
Grammar	5701	5455	5825	6092	5945	6177	6238
Sec Mod	3121	5793	5583	5235	1999	1859	1984
Independent	3378	3344	3925	3929	4110	4628	4758
Sixth Form	181	173	149	131	107	123	120
FE/Tertiary	212	466	392	355	123	89	118
Other	141	208	149	163	81	139	382

**GCSE BUSINESS STUDIES 2002–2008**

Cumulative % at Grade C by school type



*GCSE BUSINESS STUDIES Grade D by school type 2002- 2008  
Cumulative Percentages*

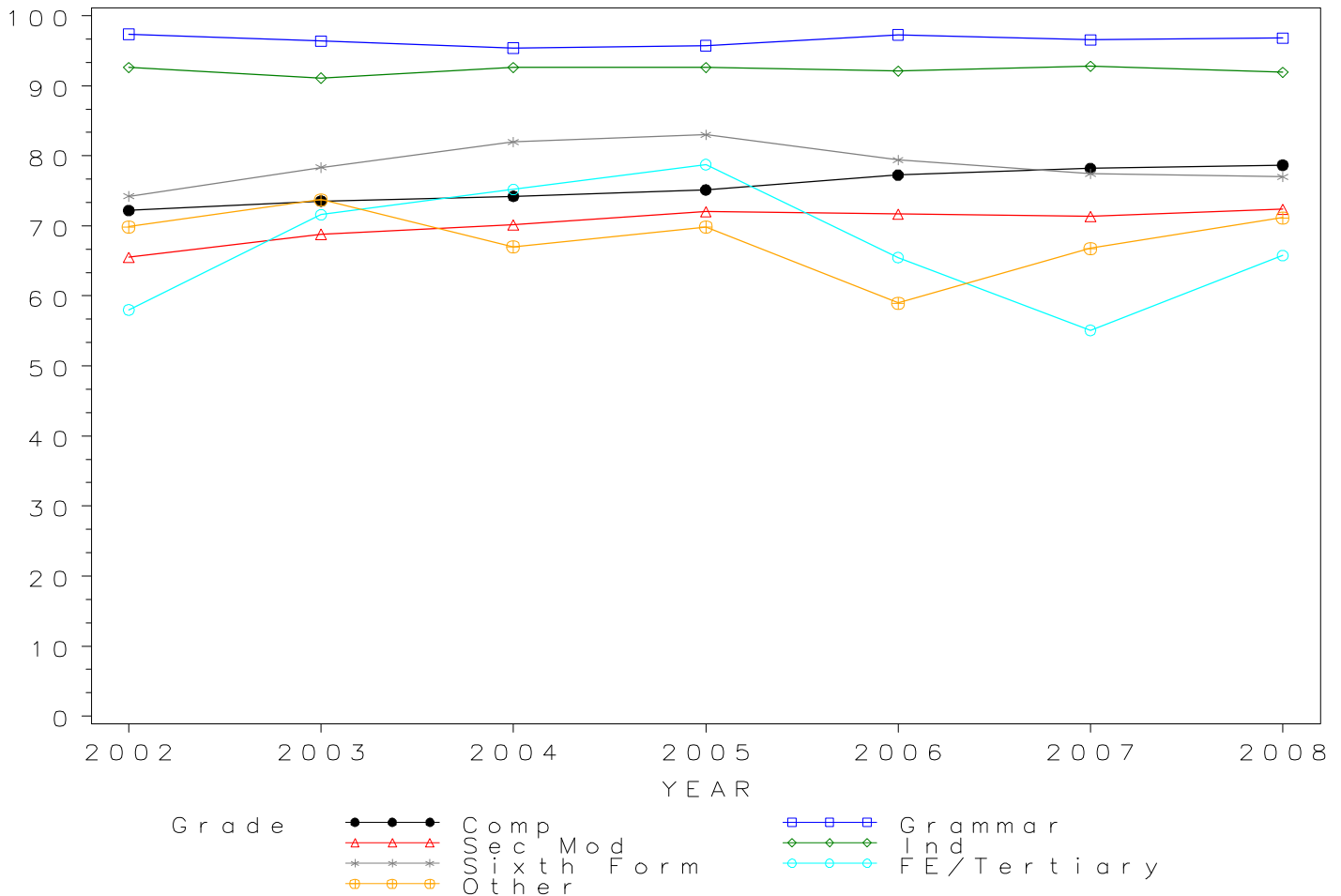
SCHTYPE	2002	2003	2004	2005	2006	2007	2008
Comprehensive	72.19	73.54	74.23	75.14	77.26	78.21	78.68
Grammar	97.38	96.38	95.41	95.75	97.27	96.57	96.80
Sec Mod	65.50	68.80	70.12	72.05	71.67	71.33	72.38
Independent	92.61	91.09	92.59	92.60	92.11	92.80	91.90
Sixth Form	74.23	78.34	81.97	82.99	79.38	77.43	76.98
FE/Tertiary	58.01	71.60	75.21	78.75	65.48	55.09	65.75
Other	69.87	73.74	66.98	69.81	58.99	66.78	71.16

*Cumulative Numbers*

SCHTYPE	2002	2003	2004	2005	2006	2007	2008
Comprehensive	60145	52476	52571	49589	55983	55613	54995
Grammar	6205	5993	6340	6648	6490	6761	6812
Sec Mod	4425	8006	7537	7157	2930	2729	2806
Independent	3896	3866	4476	4503	4691	5309	5425
Sixth Form	288	246	200	200	154	199	194
FE/Tertiary	326	653	549	478	203	157	192
Other	211	278	213	252	128	201	565

**GCSE BUSINESS STUDIES 2002–2008**

Cumulative % at Grade D by school type



*GCSE BUSINESS STUDIES Grade E by school type 2002- 2008  
Cumulative Percentages*

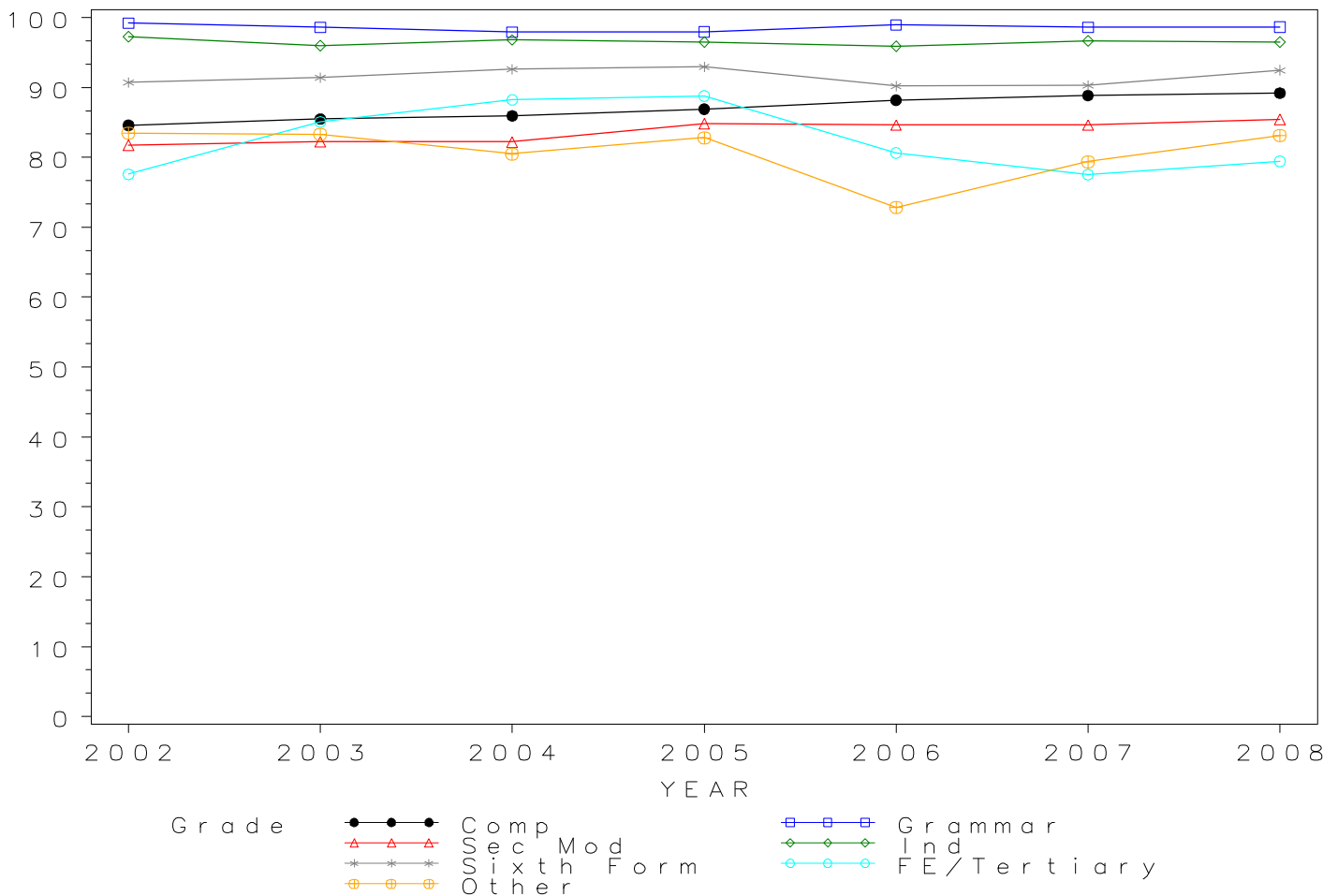
SCHTYPE	2002	2003	2004	2005	2006	2007	2008
Comprehensive	84.59	85.51	85.95	86.91	88.19	88.86	89.21
Grammar	99.23	98.60	97.92	97.98	98.94	98.63	98.66
Sec Mod	81.76	82.23	82.21	84.84	84.61	84.63	85.43
Independent	97.29	95.99	96.79	96.50	95.90	96.70	96.49
Sixth Form	90.72	91.40	92.62	92.95	90.21	90.27	92.46
FE/Tertiary	77.58	85.09	88.22	88.80	80.65	77.54	79.45
Other	83.44	83.29	80.50	82.83	72.81	79.40	83.12

*Cumulative Numbers*

SCHTYPE	2002	2003	2004	2005	2006	2007	2008
Comprehensive	70476	61013	60870	57356	63900	63185	62350
Grammar	6323	6131	6507	6803	6601	6905	6943
Sec Mod	5524	9569	8836	8428	3459	3238	3312
Independent	4093	4074	4679	4693	4884	5532	5696
Sixth Form	352	287	226	224	175	232	233
FE/Tertiary	436	776	644	539	250	221	232
Other	252	314	256	299	158	239	660

**GCSE BUSINESS STUDIES 2002–2008**

Cumulative % at Grade E by school type



*GCSE BUSINESS STUDIES Grade F by school type 2002- 2008  
Cumulative Percentages*

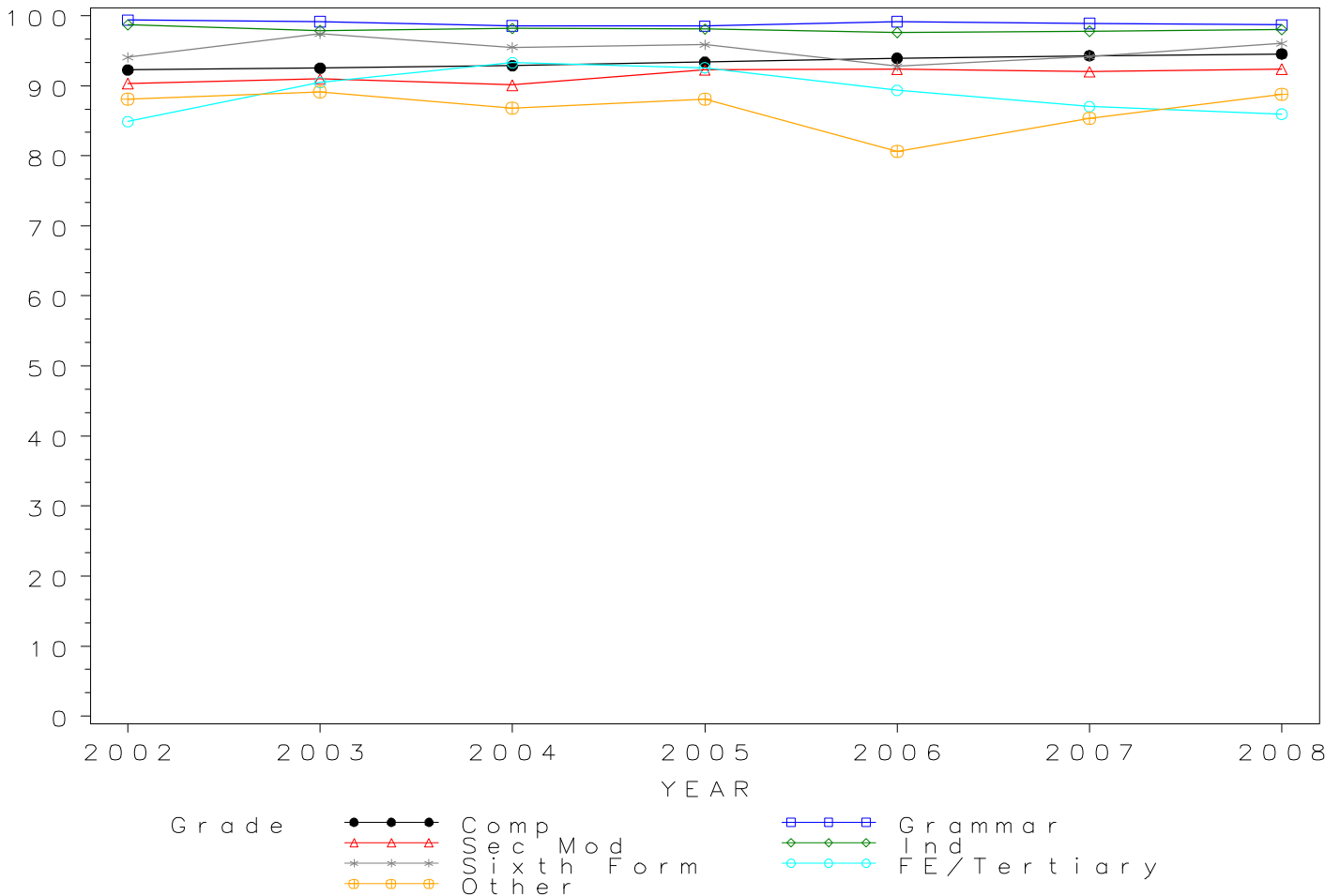
SCHTYPE	2002	2003	2004	2005	2006	2007	2008
Comprehensive	92.25	92.53	92.87	93.39	93.93	94.30	94.55
Grammar	99.40	99.16	98.57	98.53	99.18	98.90	98.69
Sec Mod	90.33	90.99	90.10	92.28	92.37	92.03	92.39
Independent	98.69	97.90	98.20	98.11	97.60	97.80	98.00
Sixth Form	94.07	97.45	95.49	95.85	92.78	94.16	96.03
FE/Tertiary	84.88	90.46	93.29	92.59	89.35	87.02	85.96
Other	88.08	89.12	86.79	88.09	80.65	85.38	88.79

*Cumulative Numbers*

SCHTYPE	2002	2003	2004	2005	2006	2007	2008
Comprehensive	76852	66023	65771	61637	68058	67053	66086
Grammar	6334	6166	6550	6841	6617	6924	6945
Sec Mod	6103	10588	9684	9167	3776	3521	3582
Independent	4152	4155	4747	4771	4971	5595	5785
Sixth Form	365	306	233	231	180	242	242
FE/Tertiary	477	825	681	562	277	248	251
Other	266	336	276	318	175	257	705

**GCSE BUSINESS STUDIES 2002–2008**

Cumulative % at Grade F by school type



*GCSE BUSINESS STUDIES Grade G by school type 2002- 2008  
Cumulative Percentages*

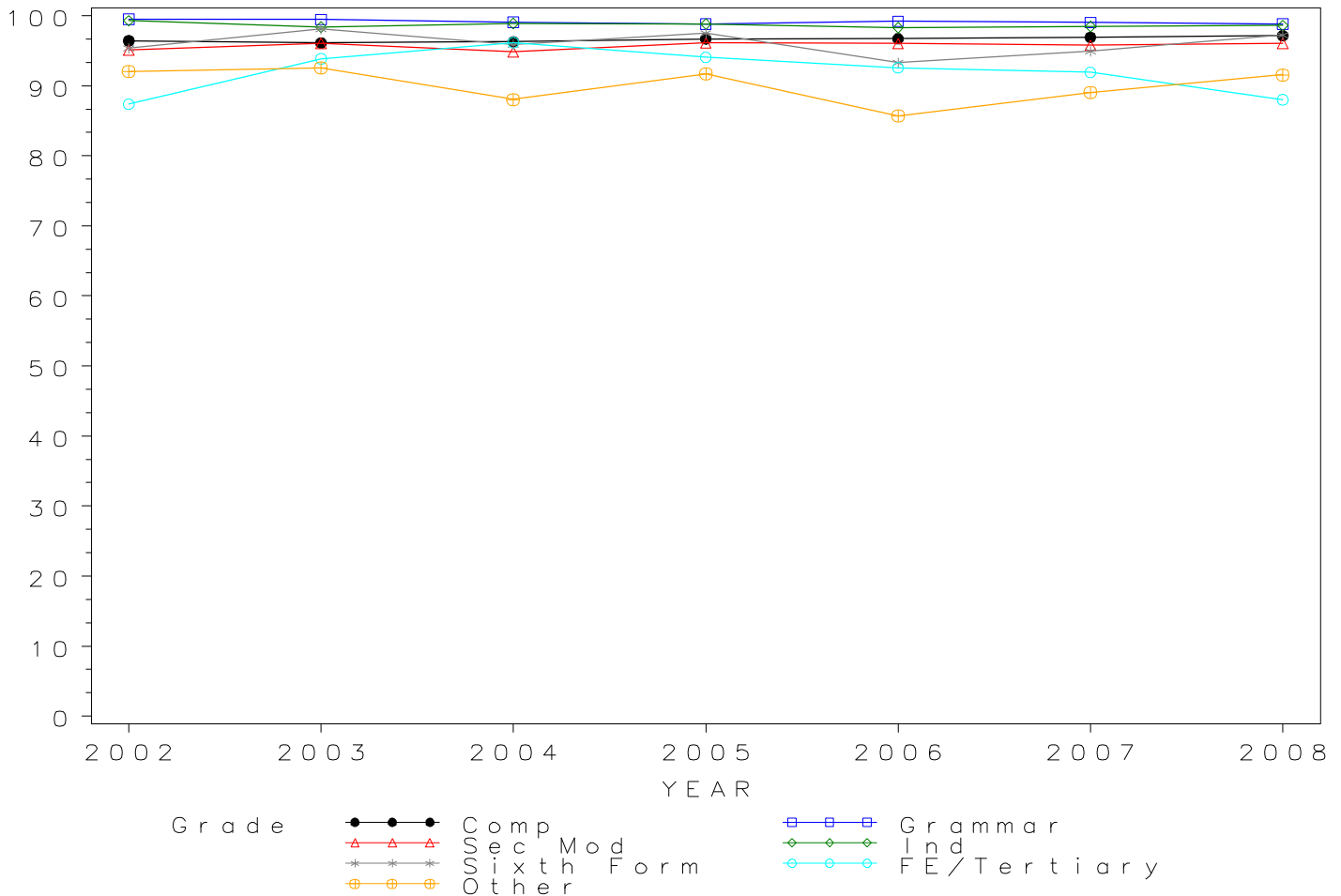
SCHTYPE	2002	2003	2004	2005	2006	2007	2008
Comprehensive	96.43	96.12	96.28	96.70	96.71	96.92	97.15
Grammar	99.50	99.45	99.07	98.80	99.21	99.03	98.83
Sec Mod	95.12	96.07	94.84	96.11	96.04	95.79	96.08
Independent	99.31	98.40	98.90	98.81	98.29	98.50	98.59
Sixth Form	95.36	98.09	95.90	97.51	93.30	94.94	97.22
FE/Tertiary	87.37	93.86	96.16	94.07	92.58	91.93	88.01
Other	92.05	92.57	88.05	91.69	85.71	89.04	91.56

*Cumulative Numbers*

SCHTYPE	2002	2003	2004	2005	2006	2007	2008
Comprehensive	80338	68588	68186	63818	70072	68921	67906
Grammar	6340	6184	6583	6860	6619	6933	6955
Sec Mod	6426	11180	10193	9548	3926	3665	3725
Independent	4178	4176	4781	4805	5006	5635	5820
Sixth Form	370	308	234	235	181	244	245
FE/Tertiary	491	856	702	571	287	262	257
Other	278	349	280	331	186	268	727

**GCSE BUSINESS STUDIES 2002–2008**

Cumulative % at Grade G by school type

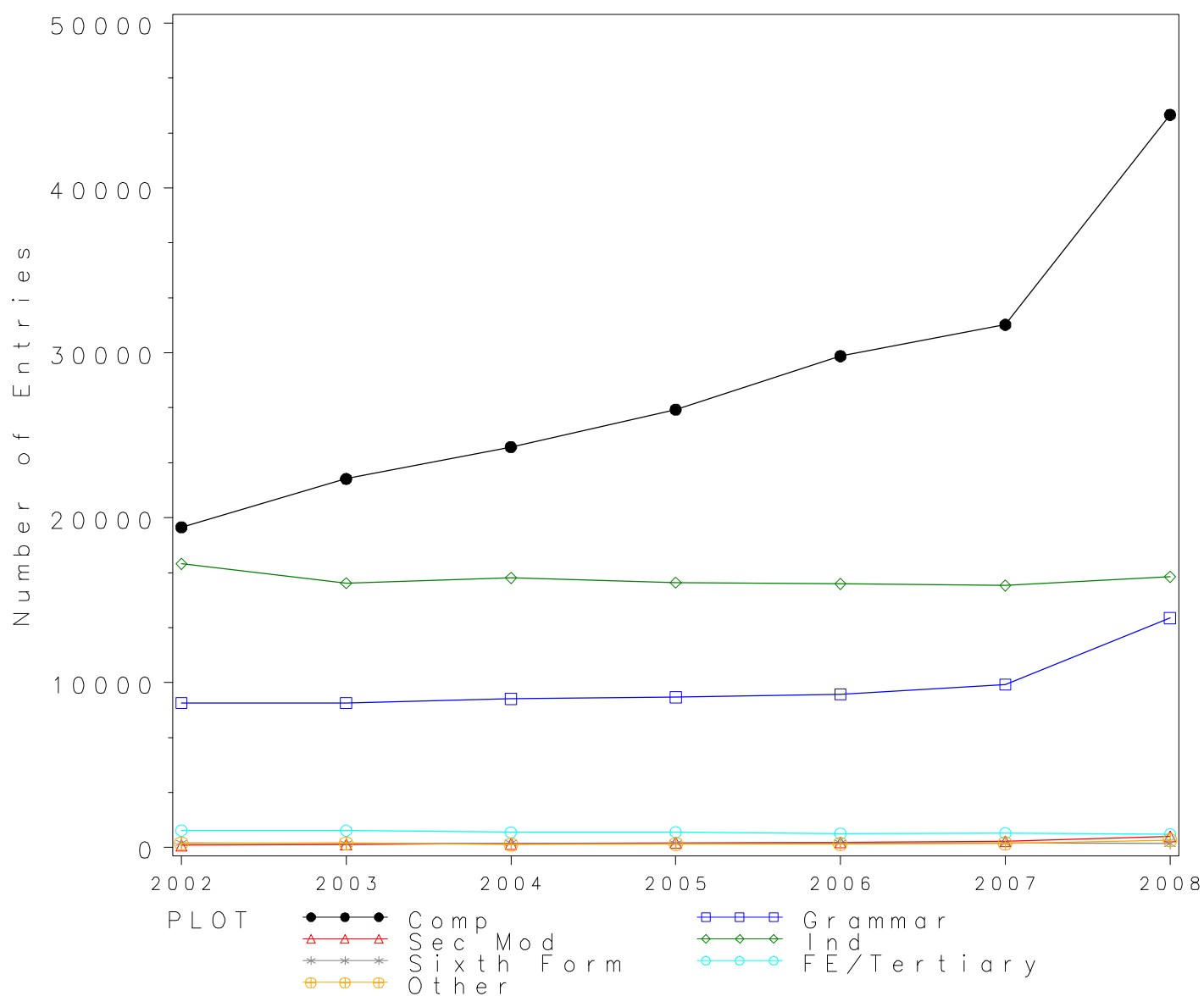




*Numbers of GCSE entries in CHEMISTRY by school type 2002- 2008*

SCHTYPE	2002	2003	2004	2005	2006	2007	2008
Comprehensive	19425	22359	24286	26563	29801	31705	44432
Grammar	8768	8773	9015	9112	9300	9888	13924
Sec Mod	139	189	231	292	318	379	678
Independent	17212	16033	16354	16071	15994	15895	16415
Sixth Form	282	236	259	252	288	261	235
FE/Tertiary	1027	1025	919	929	849	865	802
Other	254	261	170	208	201	233	455

GCSE CHEMISTRY Entries by school type 2002–2008



*GCSE CHEMISTRY Grade A\* by school type 2002- 2008  
Cumulative Percentages*

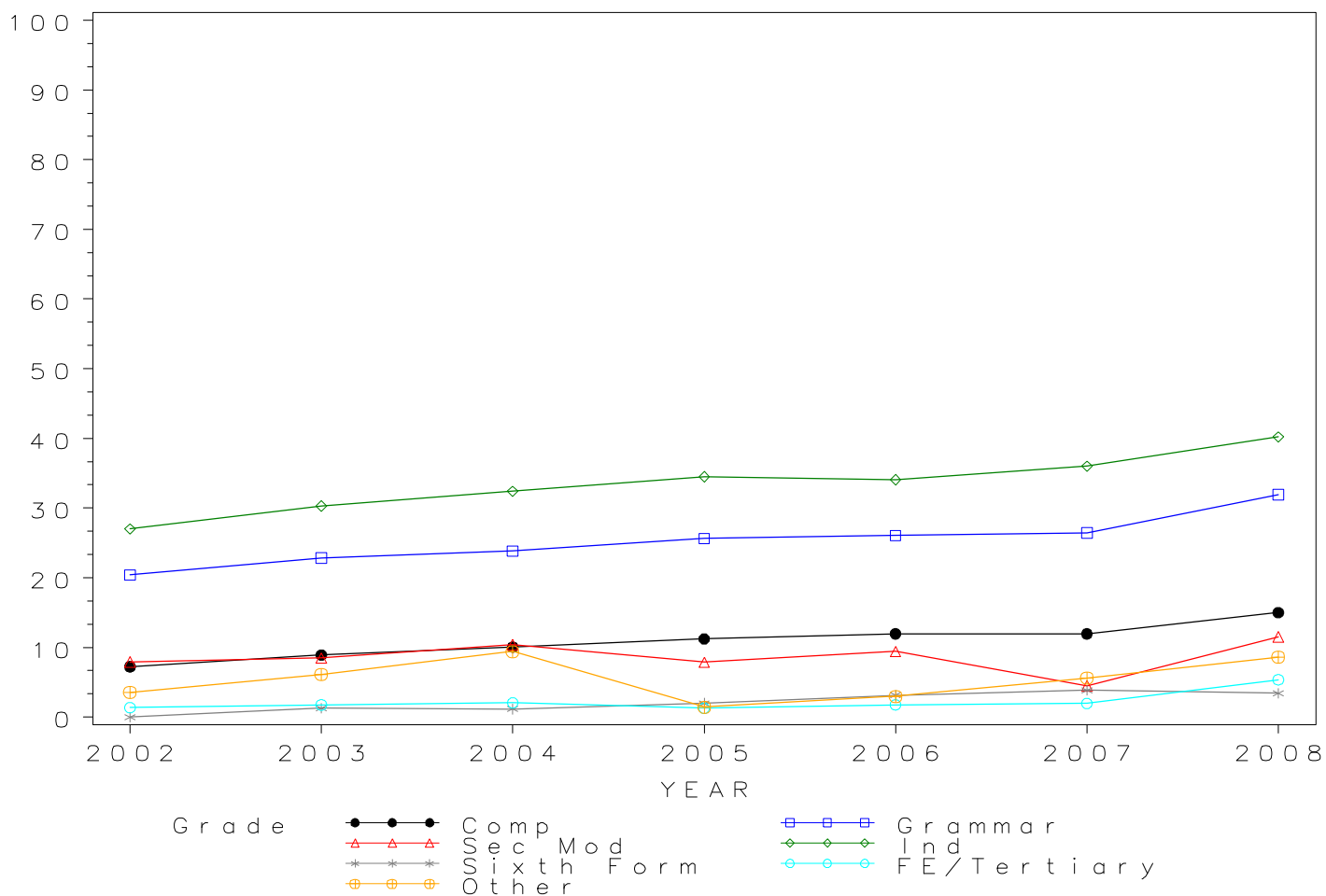
SCHTYPE	2002	2003	2004	2005	2006	2007	2008
Comprehensive	7.23	8.91	10.05	11.21	11.96	11.94	14.98
Grammar	20.42	22.85	23.85	25.64	26.04	26.44	31.95
Sec Mod	7.91	8.47	10.39	7.88	9.43	4.49	11.50
Independent	27.00	30.30	32.40	34.50	34.10	36.00	40.20
Sixth Form	0.00	1.27	1.16	1.98	3.13	3.83	3.40
FE/Tertiary	1.36	1.76	2.07	1.29	1.77	1.97	5.36
Other	3.54	6.13	9.41	1.44	2.99	5.58	8.57

*Cumulative Numbers*

SCHTYPE	2002	2003	2004	2005	2006	2007	2008
Comprehensive	1405	1993	2441	2979	3564	3787	6658
Grammar	1790	2005	2150	2336	2422	2614	4449
Sec Mod	11	16	24	23	30	17	78
Independent	4647	4858	5299	5544	5454	5722	6599
Sixth Form	0	3	3	5	9	10	8
FE/Tertiary	14	18	19	12	15	17	43
Other	9	16	16	3	6	13	39

**GCSE CHEMISTRY 2002–2008**

Cumulative % at Grade A\* by school type



*GCSE CHEMISTRY Grade A by school type 2002- 2008  
Cumulative Percentages*

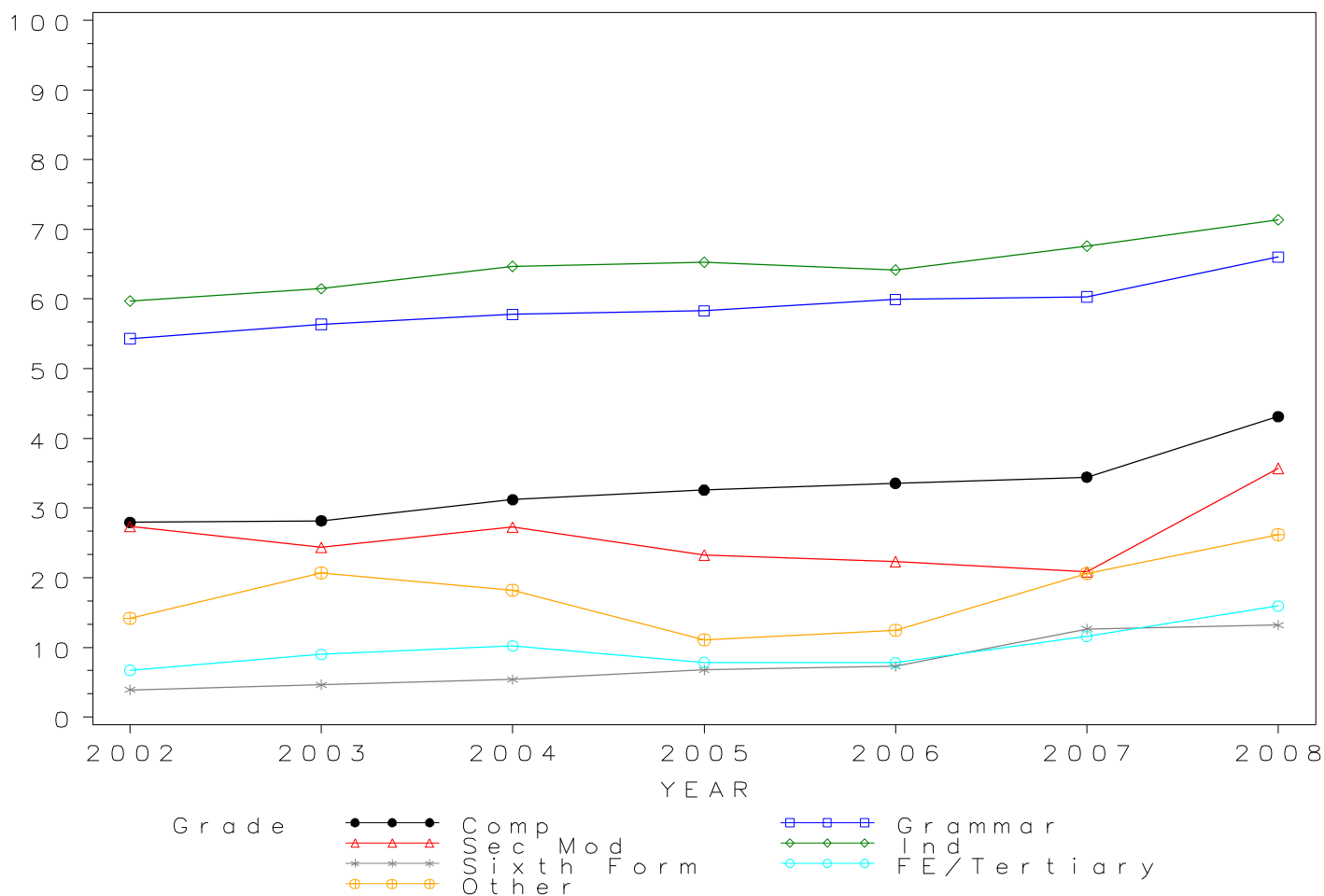
SCHTYPE	2002	2003	2004	2005	2006	2007	2008
Comprehensive	27.94	28.18	31.19	32.56	33.56	34.44	43.14
Grammar	54.31	56.35	57.80	58.32	59.92	60.32	66.03
Sec Mod	27.34	24.34	27.27	23.29	22.33	20.84	35.69
Independent	59.70	61.50	64.70	65.30	64.20	67.60	71.40
Sixth Form	3.90	4.66	5.41	6.75	7.29	12.64	13.19
FE/Tertiary	6.72	8.98	10.23	7.86	7.77	11.56	15.96
Other	14.17	20.69	18.24	11.06	12.44	20.60	26.15

*Cumulative Numbers*

SCHTYPE	2002	2003	2004	2005	2006	2007	2008
Comprehensive	5428	6300	7574	8650	10001	10920	19166
Grammar	4762	4944	5211	5314	5573	5964	9194
Sec Mod	38	46	63	68	71	79	242
Independent	10276	9860	10581	10494	10268	10745	11720
Sixth Form	11	11	14	17	21	33	31
FE/Tertiary	69	92	94	73	66	100	128
Other	36	54	31	23	25	48	119

**GCSE CHEMISTRY 2002–2008**

Cumulative % at Grade A by school type



*GCSE CHEMISTRY Grade B by school type 2002- 2008  
Cumulative Percentages*

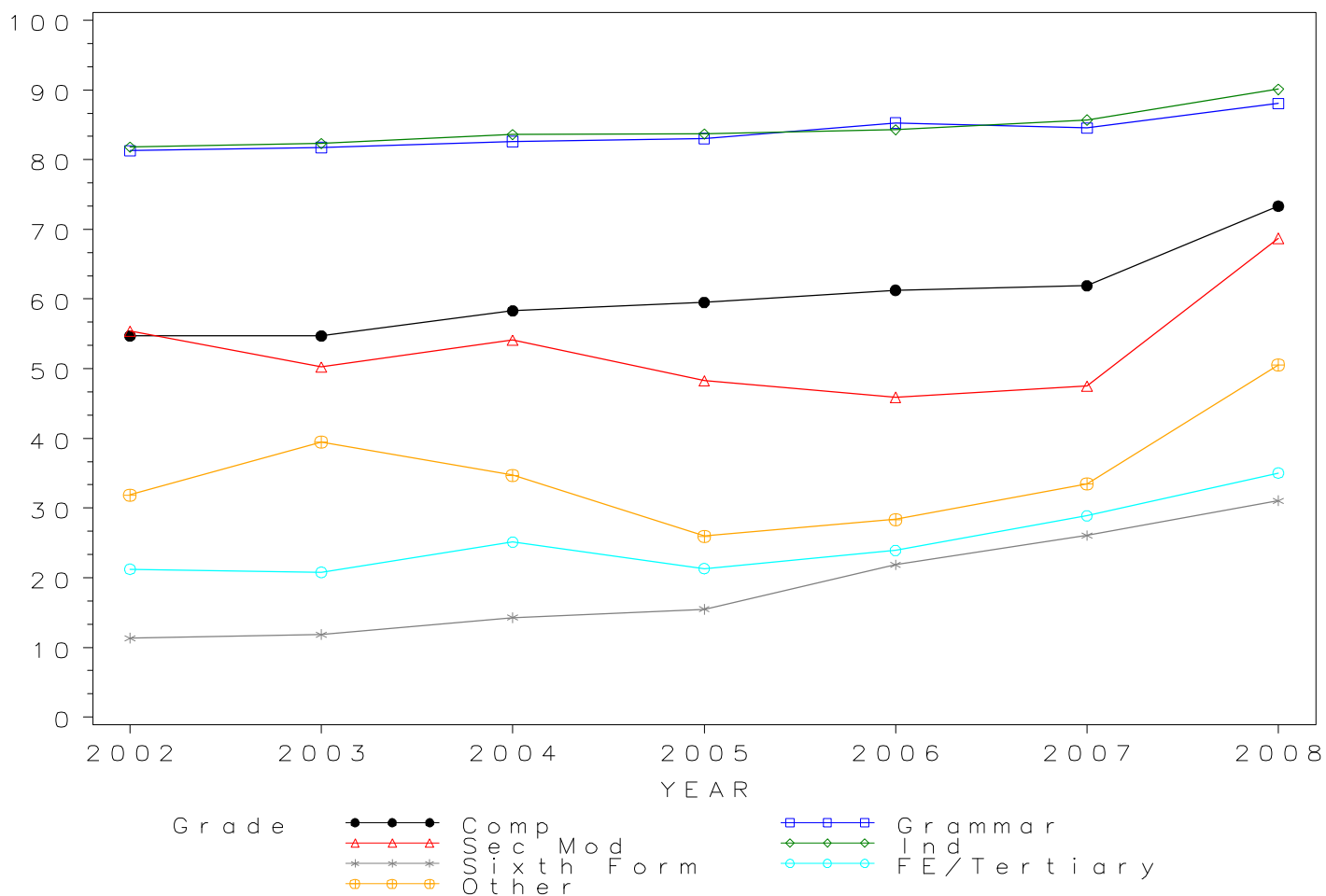
SCHTYPE	2002	2003	2004	2005	2006	2007	2008
Comprehensive	54.70	54.71	58.31	59.53	61.26	61.89	73.33
Grammar	81.28	81.75	82.62	83.07	85.28	84.53	88.06
Sec Mod	55.40	50.26	54.11	48.29	45.91	47.49	68.73
Independent	81.80	82.30	83.60	83.70	84.30	85.70	90.10
Sixth Form	11.35	11.86	14.29	15.48	21.88	26.05	31.06
FE/Tertiary	21.23	20.78	25.14	21.31	23.91	28.90	35.04
Other	31.89	39.46	34.71	25.96	28.36	33.48	50.55

*Cumulative Numbers*

SCHTYPE	2002	2003	2004	2005	2006	2007	2008
Comprehensive	10626	12232	14160	15812	18256	19623	32584
Grammar	7127	7172	7448	7569	7931	8358	12262
Sec Mod	77	95	125	141	146	180	466
Independent	14079	13195	13672	13451	13483	13622	14790
Sixth Form	32	28	37	39	63	68	73
FE/Tertiary	218	213	231	198	203	250	281
Other	81	103	59	54	57	78	230

**GCSE CHEMISTRY 2002–2008**

Cumulative % at Grade B by school type



*GCSE CHEMISTRY Grade C by school type 2002- 2008  
Cumulative Percentages*

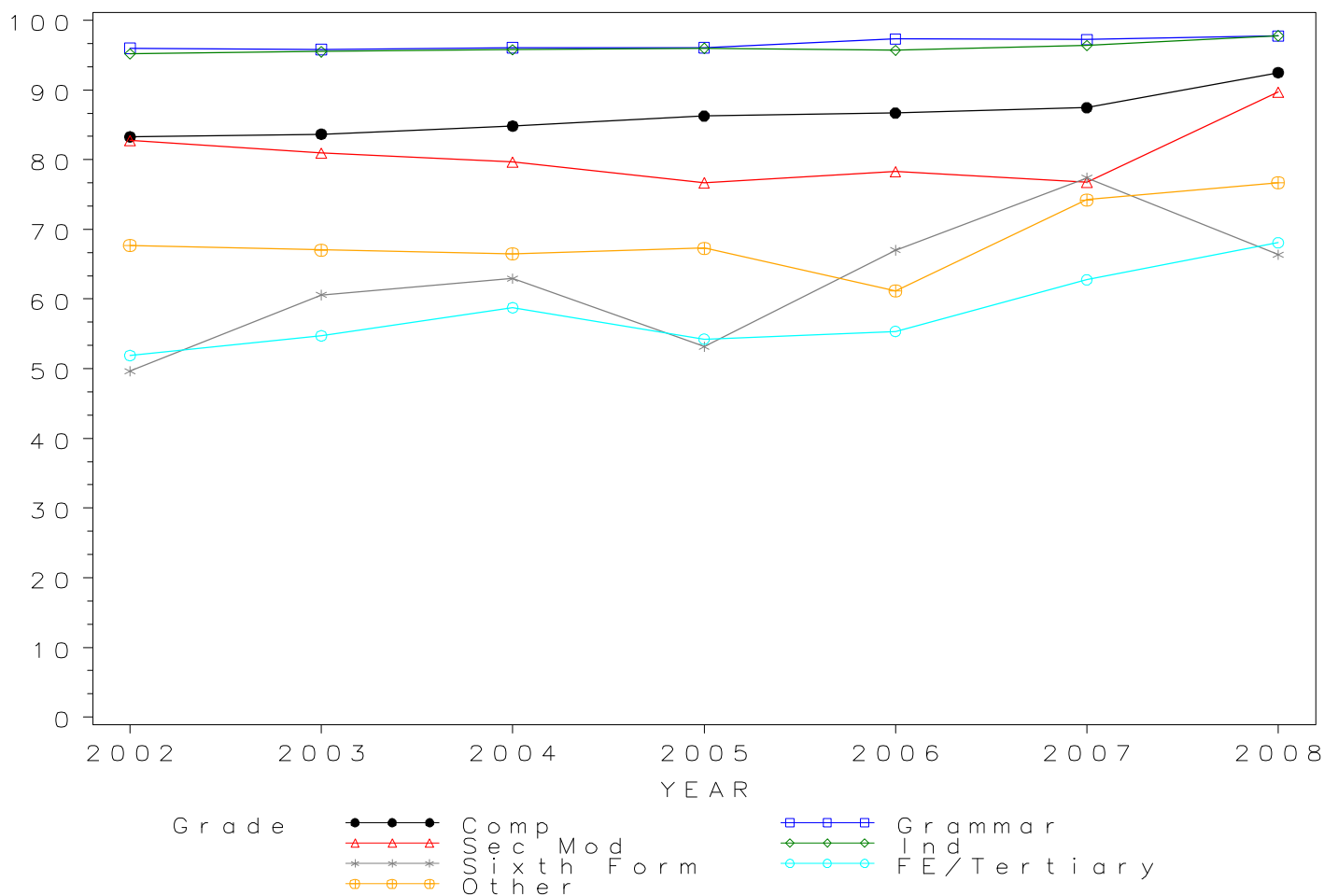
SCHTYPE	2002	2003	2004	2005	2006	2007	2008
Comprehensive	83.28	83.67	84.83	86.28	86.71	87.48	92.50
Grammar	96.01	95.83	96.07	96.08	97.33	97.25	97.74
Sec Mod	82.73	80.95	79.65	76.71	78.30	76.78	89.68
Independent	95.20	95.50	95.80	96.00	95.70	96.40	97.80
Sixth Form	49.65	60.59	62.93	53.17	67.01	77.39	66.38
FE/Tertiary	51.90	54.73	58.76	54.25	55.36	62.77	68.08
Other	67.72	67.05	66.47	67.31	61.19	74.25	76.70

*Cumulative Numbers*

SCHTYPE	2002	2003	2004	2005	2006	2007	2008
Comprehensive	16178	18707	20603	22918	25839	27735	41100
Grammar	8418	8407	8661	8755	9052	9616	13609
Sec Mod	115	153	184	224	249	291	608
Independent	16386	15312	15667	15428	15306	15323	16054
Sixth Form	140	143	163	134	193	202	156
FE/Tertiary	533	561	540	504	470	543	546
Other	172	175	113	140	123	173	349

**GCSE CHEMISTRY 2002–2008**

Cumulative % at Grade C by school type



*GCSE CHEMISTRY Grade D by school type 2002- 2008  
Cumulative Percentages*

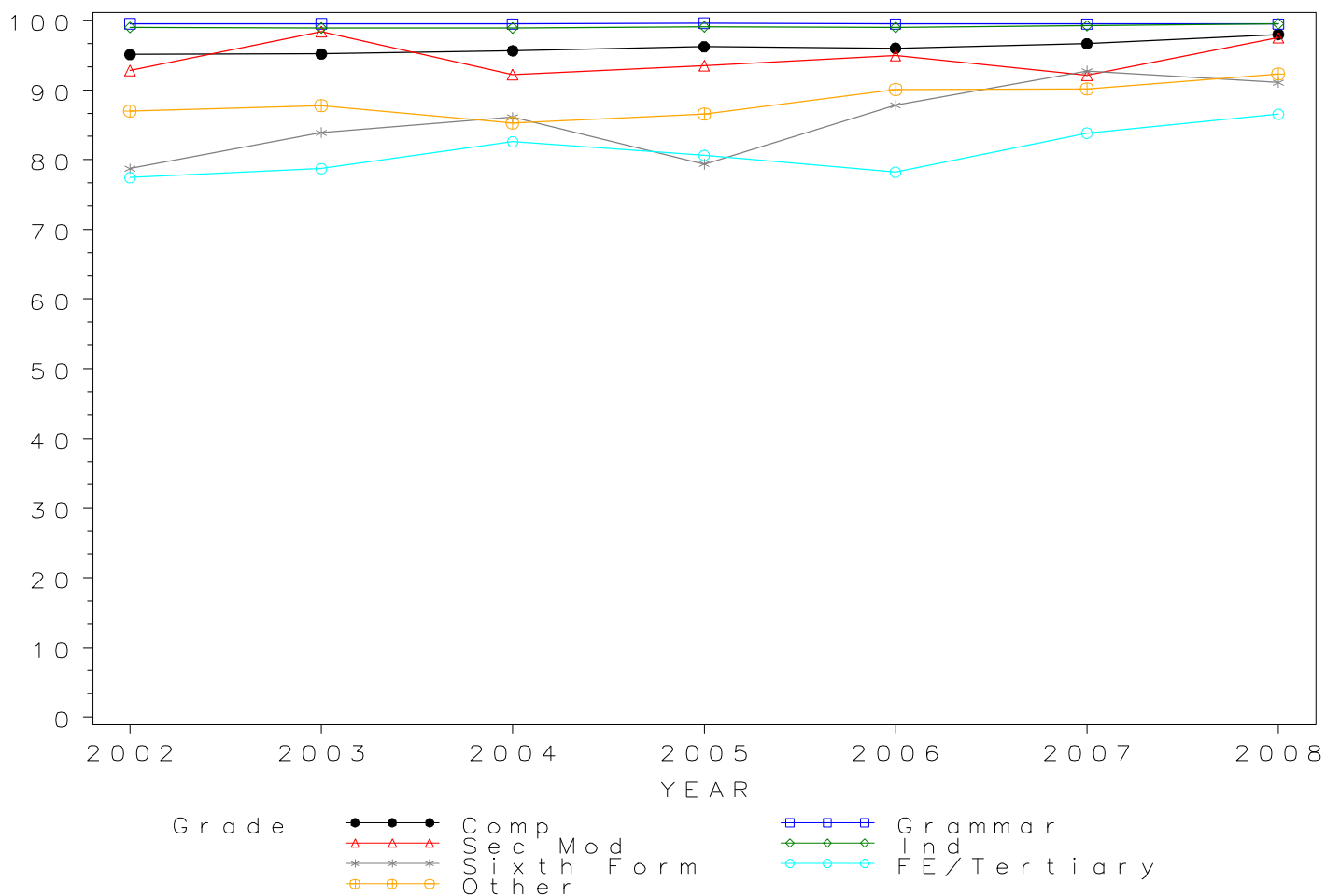
SCHTYPE	2002	2003	2004	2005	2006	2007	2008
Comprehensive	95.09	95.19	95.64	96.22	95.99	96.65	97.98
Grammar	99.50	99.50	99.47	99.60	99.47	99.45	99.48
Sec Mod	92.81	98.41	92.21	93.49	94.97	92.08	97.49
Independent	99.00	98.90	98.90	99.10	99.00	99.20	99.50
Sixth Form	78.72	83.90	86.10	79.37	87.85	92.72	91.06
FE/Tertiary	77.41	78.73	82.59	80.62	78.21	83.82	86.53
Other	87.01	87.74	85.29	86.54	90.05	90.13	92.31

*Cumulative Numbers*

SCHTYPE	2002	2003	2004	2005	2006	2007	2008
Comprehensive	18471	21283	23226	25559	28607	30642	43536
Grammar	8724	8729	8967	9076	9251	9834	13851
Sec Mod	129	186	213	273	302	349	661
Independent	17040	15857	16174	15926	15834	15768	16333
Sixth Form	222	198	223	200	253	242	214
FE/Tertiary	795	807	759	749	664	725	694
Other	221	229	145	180	181	210	420

**GCSE CHEMISTRY 2002–2008**

Cumulative % at Grade D by school type



*GCSE CHEMISTRY Grade E by school type 2002- 2008  
Cumulative Percentages*

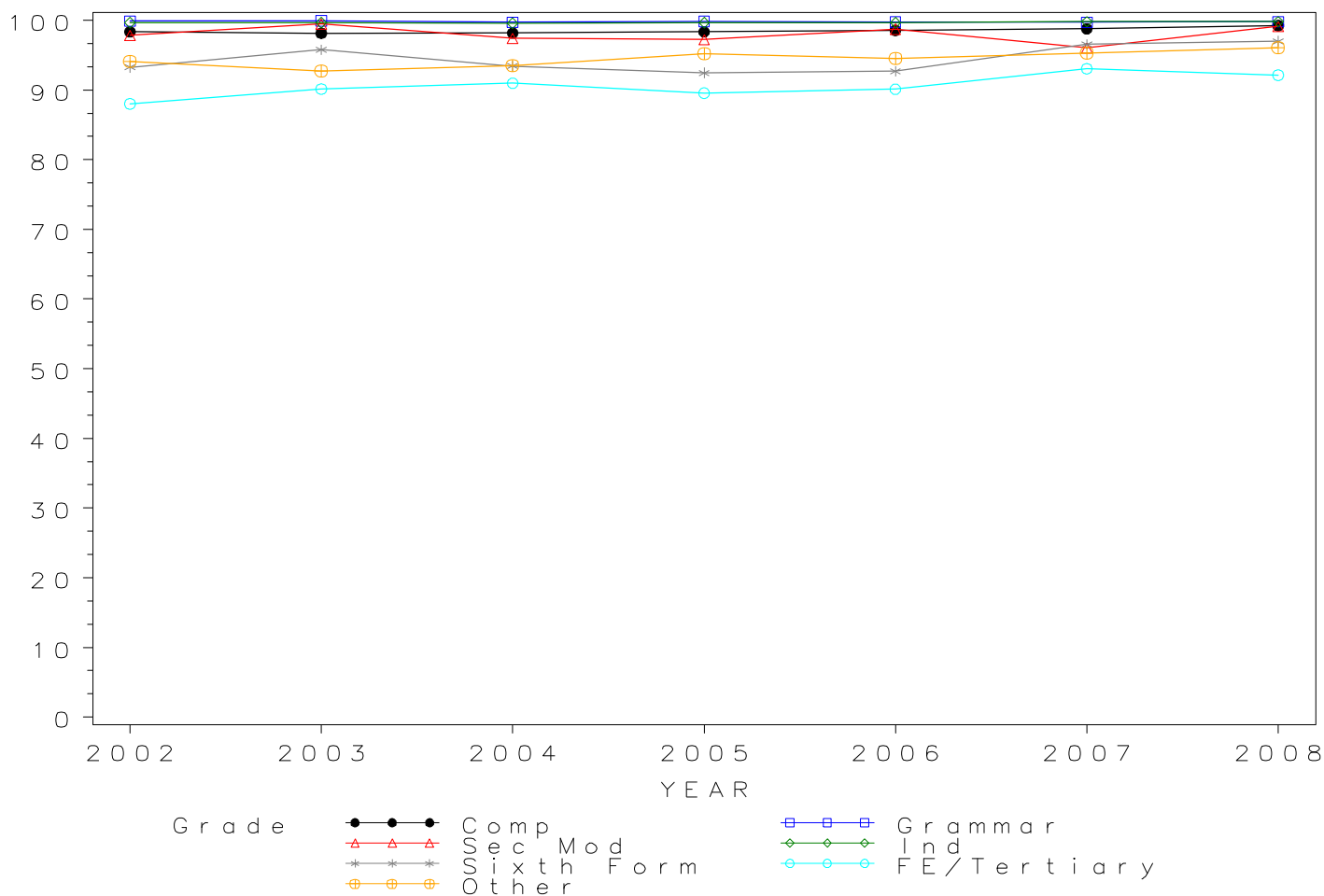
SCHTYPE	2002	2003	2004	2005	2006	2007	2008
Comprehensive	98.37	98.15	98.19	98.34	98.57	98.79	99.25
Grammar	99.90	99.93	99.73	99.87	99.77	99.72	99.82
Sec Mod	97.84	99.47	97.40	97.26	98.74	96.04	99.12
Independent	99.70	99.70	99.60	99.70	99.70	99.80	99.80
Sixth Form	93.26	95.76	93.44	92.46	92.71	96.55	97.02
FE/Tertiary	88.02	90.15	90.97	89.56	90.11	93.06	92.14
Other	94.09	92.72	93.53	95.19	94.53	95.28	96.04

*Cumulative Numbers*

SCHTYPE	2002	2003	2004	2005	2006	2007	2008
Comprehensive	19109	21946	23847	26122	29375	31322	44097
Grammar	8759	8767	8991	9100	9279	9860	13899
Sec Mod	136	188	225	284	314	364	672
Independent	17160	15985	16289	16023	15946	15863	16382
Sixth Form	263	226	242	233	267	252	228
FE/Tertiary	904	924	836	832	765	805	739
Other	239	242	159	198	190	222	437

**GCSE CHEMISTRY 2002–2008**

Cumulative % at Grade E by school type



*GCSE CHEMISTRY Grade F by school type 2002- 2008  
Cumulative Percentages*

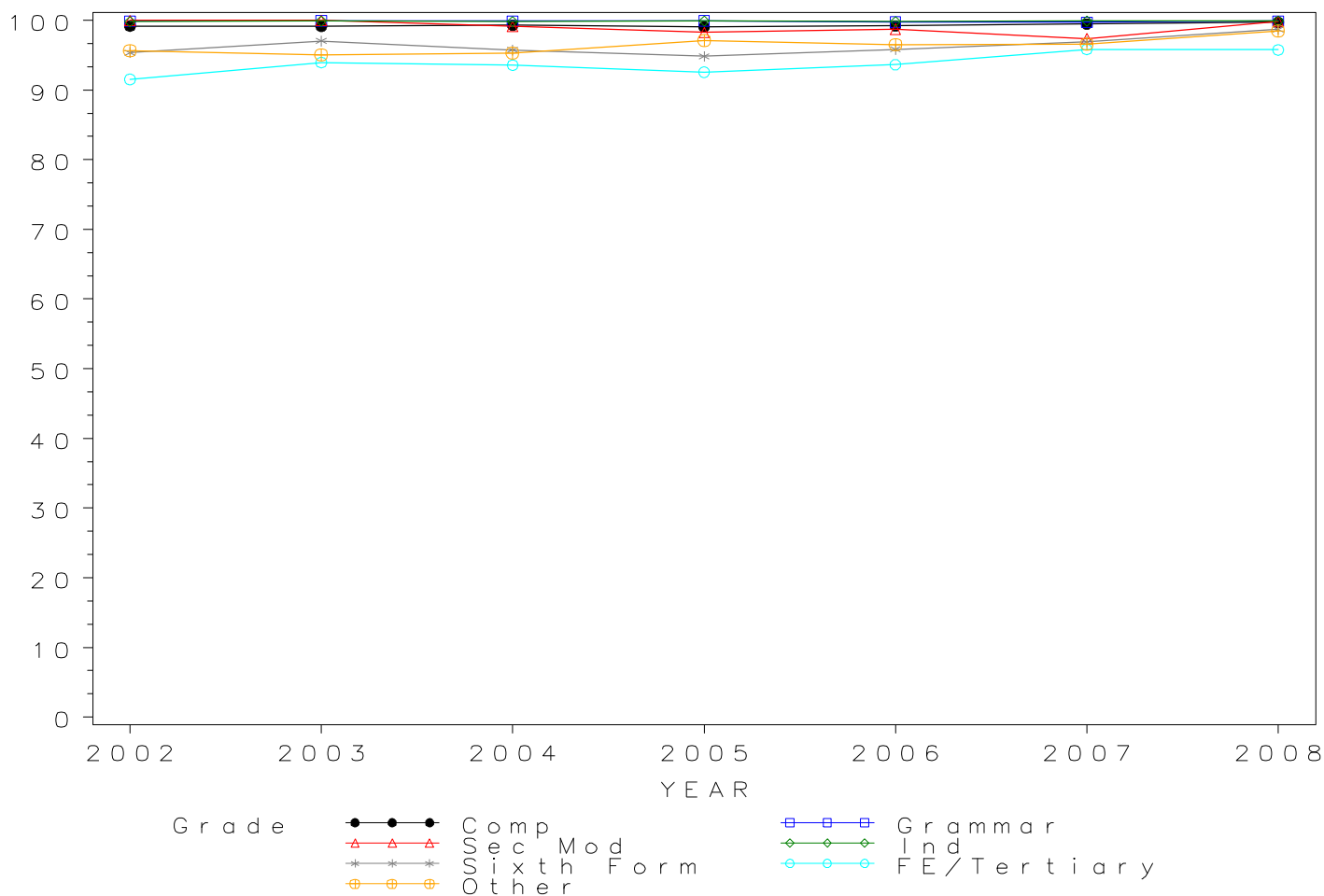
SCHTYPE	2002	2003	2004	2005	2006	2007	2008
Comprehensive	99.19	99.17	99.29	99.06	99.22	99.46	99.75
Grammar	99.90	99.93	99.90	99.93	99.77	99.72	99.88
Sec Mod	100.00	100.00	99.13	98.29	98.74	97.36	99.85
Independent	99.80	99.90	99.80	99.90	99.80	99.90	99.90
Sixth Form	95.39	97.03	95.75	94.84	95.83	96.93	98.72
FE/Tertiary	91.53	93.95	93.58	92.57	93.64	95.84	95.76
Other	95.67	95.02	95.29	97.12	96.52	96.57	98.46

*Cumulative Numbers*

SCHTYPE	2002	2003	2004	2005	2006	2007	2008
Comprehensive	19267	22173	24113	26314	29569	31535	44319
Grammar	8759	8767	9006	9106	9279	9860	13907
Sec Mod	139	189	229	287	314	369	677
Independent	17178	16017	16321	16055	15962	15879	16399
Sixth Form	269	229	248	239	276	253	232
FE/Tertiary	940	963	860	860	795	829	768
Other	243	248	162	202	194	225	448

**GCSE CHEMISTRY 2002–2008**

Cumulative % at Grade F by school type





*GCSE CHEMISTRY Grade G by school type 2002- 2008  
Cumulative Percentages*

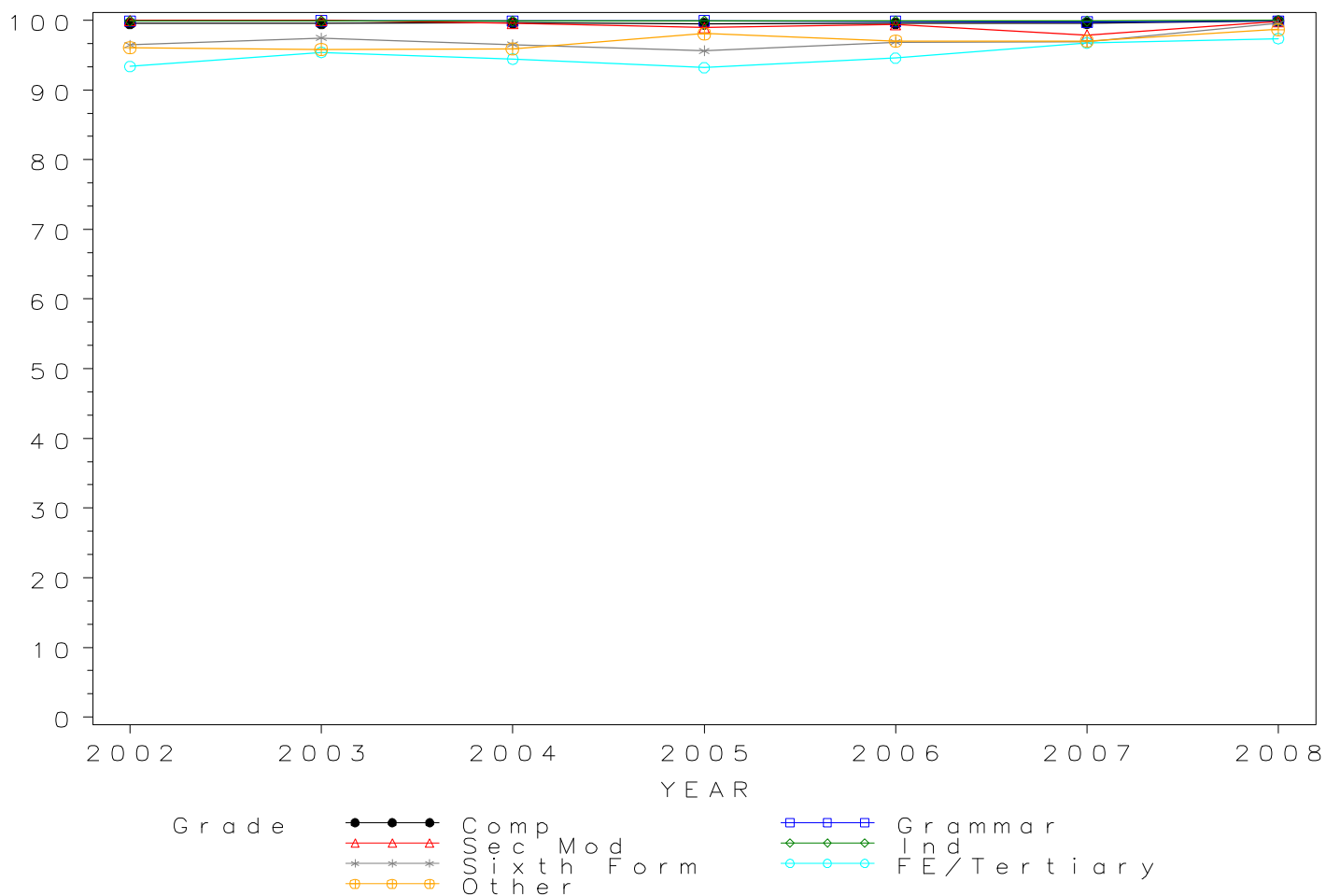
SCHTYPE	2002	2003	2004	2005	2006	2007	2008
Comprehensive	99.55	99.57	99.63	99.51	99.57	99.60	99.90
Grammar	99.90	99.93	99.90	99.93	99.84	99.78	99.88
Sec Mod	100.00	100.00	99.57	98.97	99.37	97.89	99.85
Independent	99.90	99.90	99.90	99.90	99.90	99.90	100.00
Sixth Form	96.45	97.46	96.53	95.63	96.88	96.93	99.57
FE/Tertiary	93.38	95.41	94.45	93.22	94.58	96.76	97.38
Other	96.06	95.79	95.88	98.08	97.01	97.00	98.68

*Cumulative Numbers*

SCHTYPE	2002	2003	2004	2005	2006	2007	2008
Comprehensive	19337	22262	24196	26434	29673	31578	44387
Grammar	8759	8767	9006	9106	9285	9866	13907
Sec Mod	139	189	230	289	316	371	677
Independent	17195	16017	16338	16055	15978	15879	16415
Sixth Form	272	230	250	241	279	253	234
FE/Tertiary	959	978	868	866	803	837	781
Other	244	250	163	204	195	226	449

**GCSE CHEMISTRY 2002–2008**

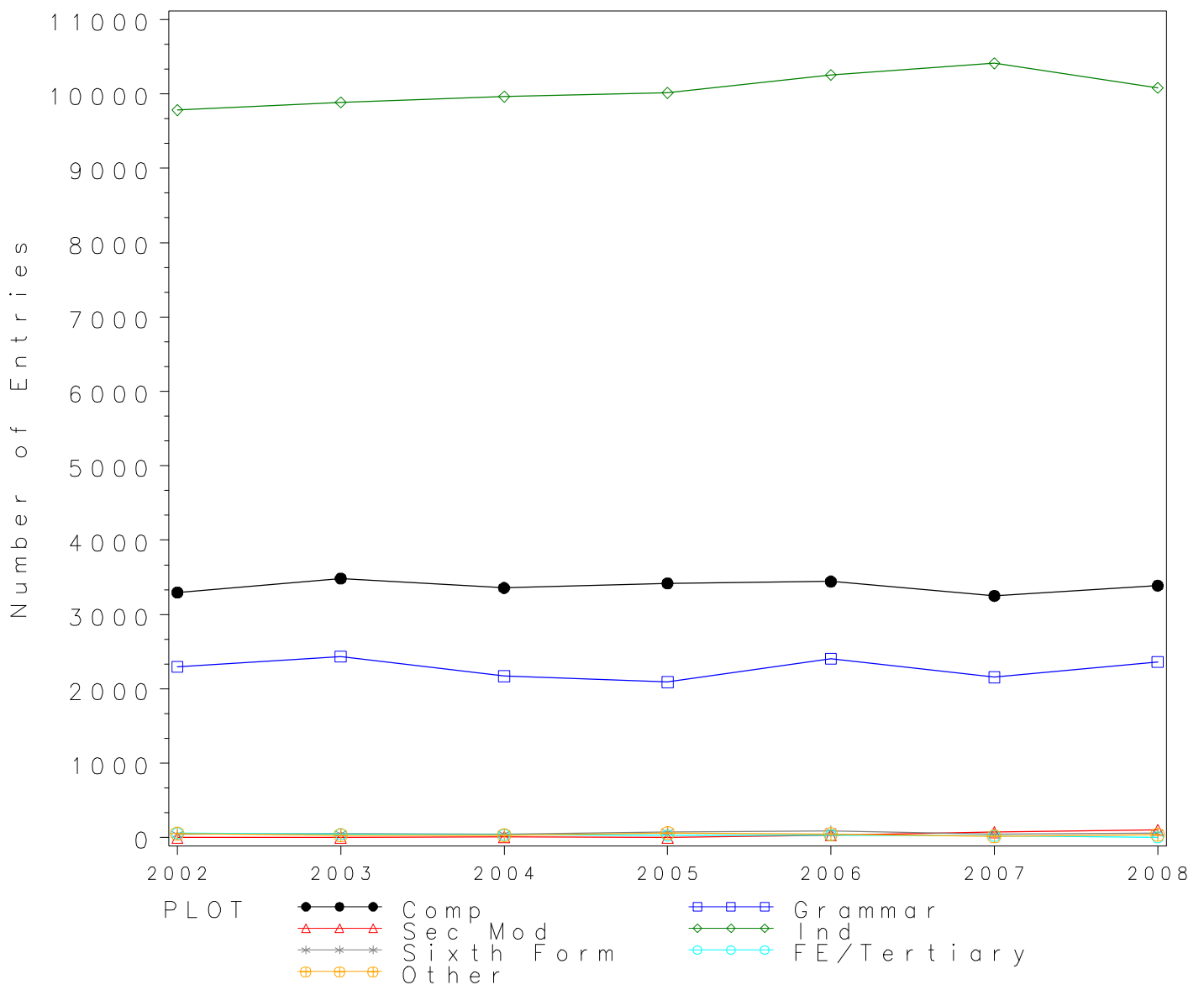
Cumulative % at Grade G by school type



*Numbers of GCSE entries in CLASSICAL SUBJECTS by school type 2002- 2008*

SCHTYPE	2002	2003	2004	2005	2006	2007	2008
Comprehensive	3296	3485	3358	3418	3444	3251	3388
Grammar	2299	2436	2171	2092	2405	2156	2363
Sec Mod	0	0	7	0	33	73	106
Independent	9780	9888	9961	10015	10257	10411	10083
Sixth Form	44	50	49	73	89	43	60
FE/Tertiary	59	49	38	29	32	24	5
Other	56	35	35	62	47	18	38

GCSE CLASSICAL SUBJECTS Entries by school type 2002–2008



*GCSE CLASSICAL SUBJECTS Grade A\* by school type 2002- 2008  
Cumulative Percentages*

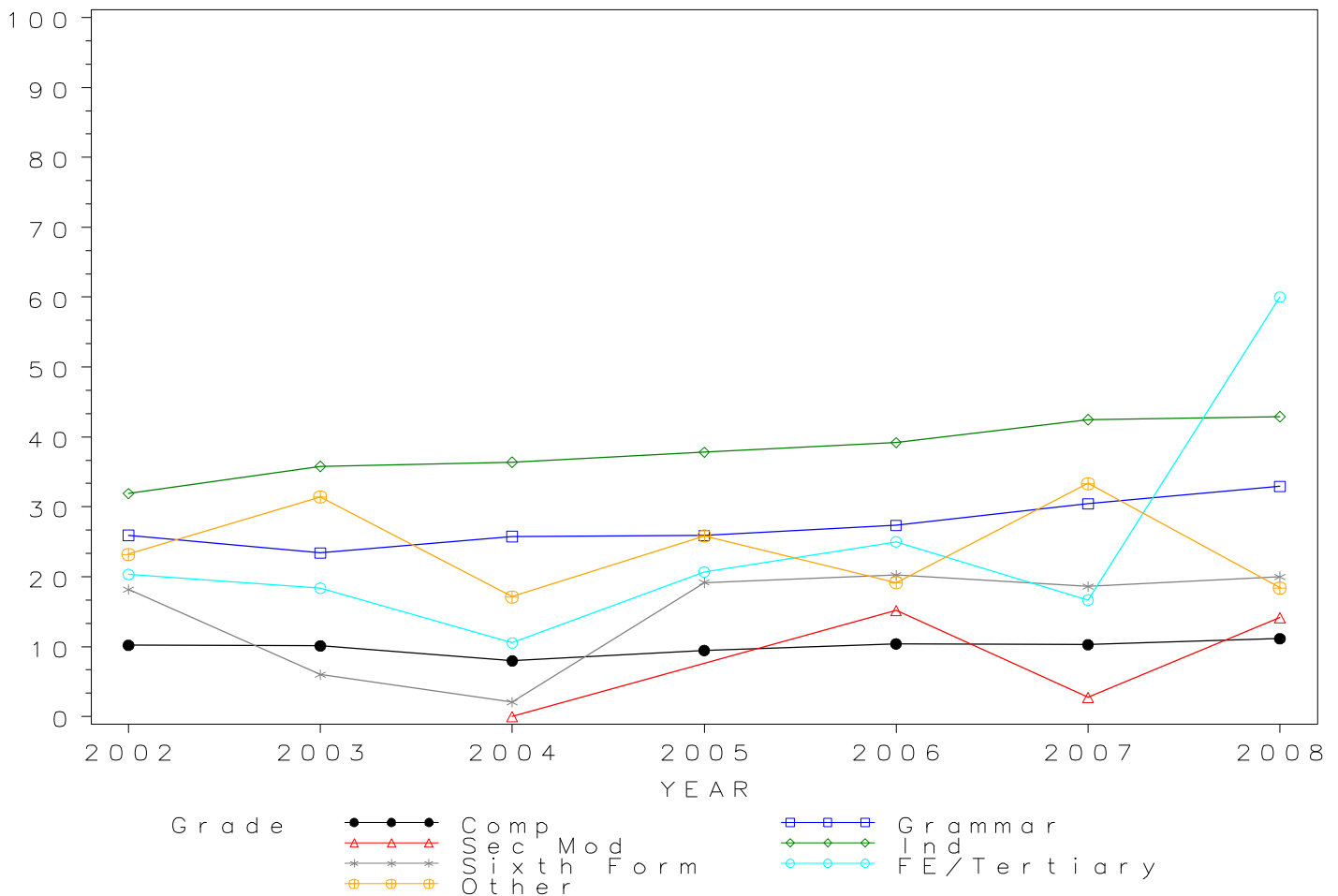
SCHTYPE	2002	2003	2004	2005	2006	2007	2008
Comprehensive	10.19	10.13	7.98	9.45	10.39	10.27	11.13
Grammar	25.92	23.40	25.75	25.91	27.36	30.43	32.92
Sec Mod	.	.	0.00	.	15.15	2.74	14.15
Independent	31.90	35.80	36.40	37.80	39.20	42.50	42.90
Sixth Form	18.18	6.00	2.04	19.18	20.22	18.60	20.00
FE/Tertiary	20.34	18.37	10.53	20.69	25.00	16.67	60.00
Other	23.21	31.43	17.14	25.81	19.15	33.33	18.42

*Cumulative Numbers*

SCHTYPE	2002	2003	2004	2005	2006	2007	2008
Comprehensive	336	353	268	323	358	334	377
Grammar	596	570	559	542	658	656	778
Sec Mod	0	0	0	0	5	2	15
Independent	3120	3540	3626	3786	4021	4425	4326
Sixth Form	8	3	1	14	18	8	12
FE/Tertiary	12	9	4	6	8	4	3
Other	13	11	6	16	9	6	7

**GCSE CLASSICAL SUBJECTS 2002–2008**

Cumulative % at Grade A\* by school type



*GCSE CLASSICAL SUBJECTS Grade A by school type 2002- 2008  
Cumulative Percentages*

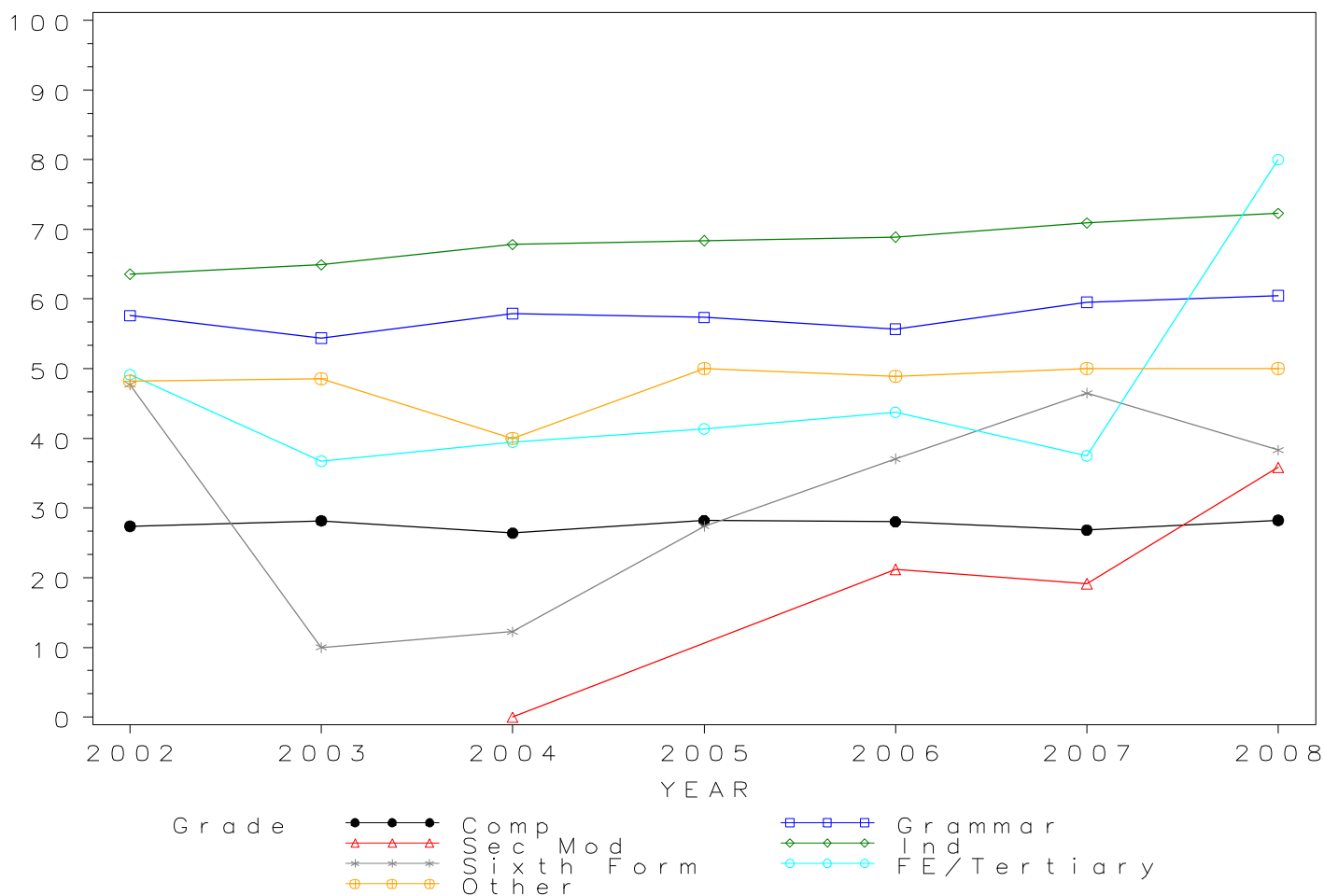
SCHTYPE	2002	2003	2004	2005	2006	2007	2008
Comprehensive	27.40	28.18	26.41	28.20	28.05	26.85	28.25
Grammar	57.63	54.39	57.90	57.36	55.68	59.55	60.47
Sec Mod	.	.	0.00	.	21.21	19.18	35.85
Independent	63.60	64.90	67.80	68.40	68.90	70.90	72.30
Sixth Form	47.73	10.00	12.24	27.40	37.08	46.51	38.33
FE/Tertiary	49.15	36.73	39.47	41.38	43.75	37.50	80.00
Other	48.21	48.57	40.00	50.00	48.94	50.00	50.00

*Cumulative Numbers*

SCHTYPE	2002	2003	2004	2005	2006	2007	2008
Comprehensive	903	982	887	964	966	873	957
Grammar	1325	1325	1257	1200	1339	1284	1429
Sec Mod	0	0	0	0	7	14	38
Independent	6220	6417	6754	6850	7067	7381	7290
Sixth Form	21	5	6	20	33	20	23
FE/Tertiary	29	18	15	12	14	9	4
Other	27	17	14	31	23	9	19

**GCSE CLASSICAL SUBJECTS 2002–2008**

Cumulative % at Grade A by school type



*GCSE CLASSICAL SUBJECTS Grade B by school type 2002- 2008  
Cumulative Percentages*

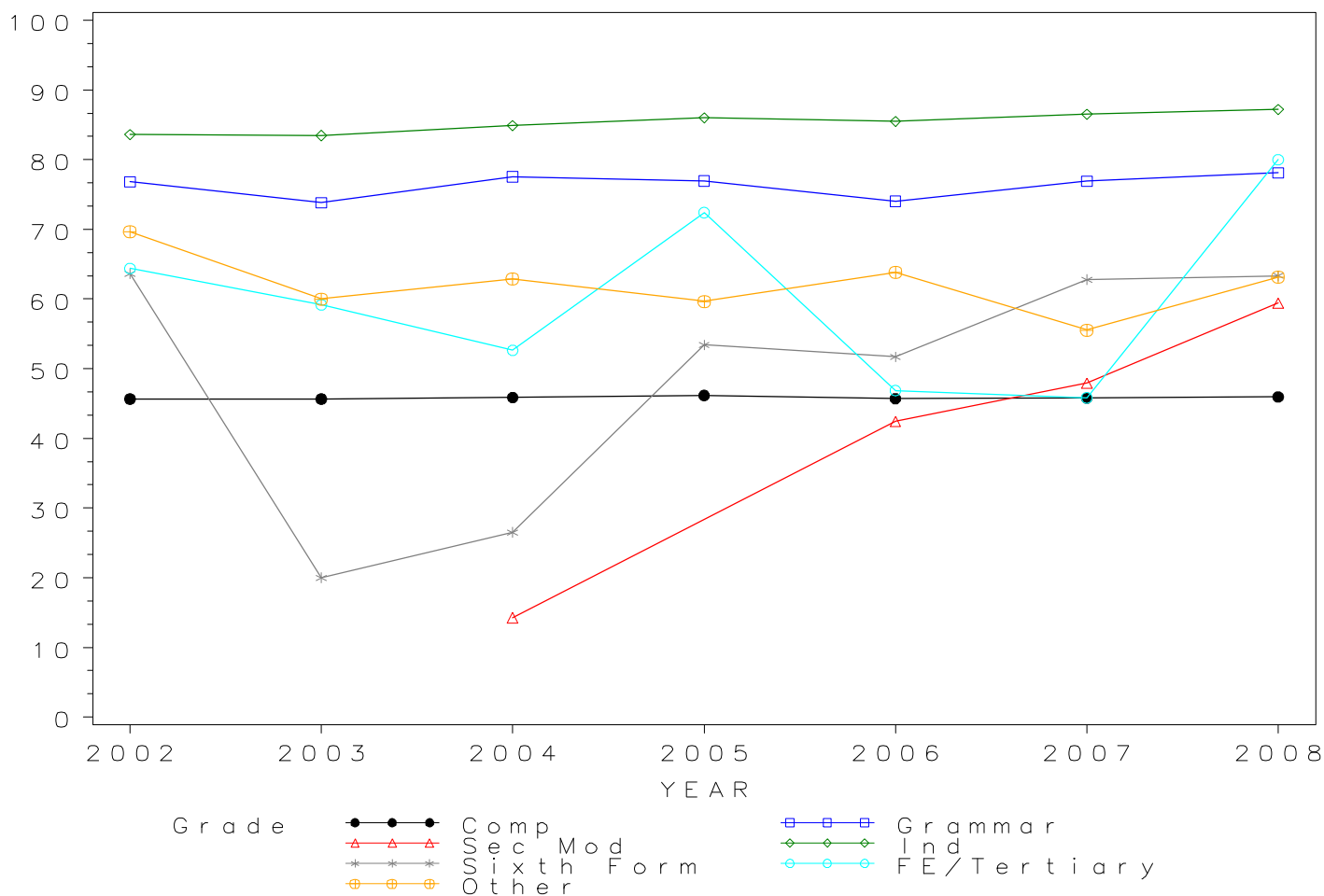
SCHTYPE	2002	2003	2004	2005	2006	2007	2008
Comprehensive	45.66	45.65	45.89	46.17	45.70	45.77	45.96
Grammar	76.82	73.81	77.57	76.96	74.05	76.90	78.12
Sec Mod	.	.	14.29	.	42.42	47.95	59.43
Independent	83.60	83.50	84.90	86.00	85.50	86.50	87.20
Sixth Form	63.64	20.00	26.53	53.42	51.69	62.79	63.33
FE/Tertiary	64.41	59.18	52.63	72.41	46.88	45.83	80.00
Other	69.64	60.00	62.86	59.68	63.83	55.56	63.16

*Cumulative Numbers*

SCHTYPE	2002	2003	2004	2005	2006	2007	2008
Comprehensive	1505	1591	1541	1578	1574	1488	1557
Grammar	1766	1798	1684	1610	1781	1658	1846
Sec Mod	0	0	1	0	14	35	63
Independent	8176	8256	8457	8613	8770	9006	8792
Sixth Form	28	10	13	39	46	27	38
FE/Tertiary	38	29	20	21	15	11	4
Other	39	21	22	37	30	10	24

**GCSE CLASSICAL SUBJECTS 2002–2008**

Cumulative % at Grade B by school type



*GCSE CLASSICAL SUBJECTS Grade C by school type 2002- 2008  
Cumulative Percentages*

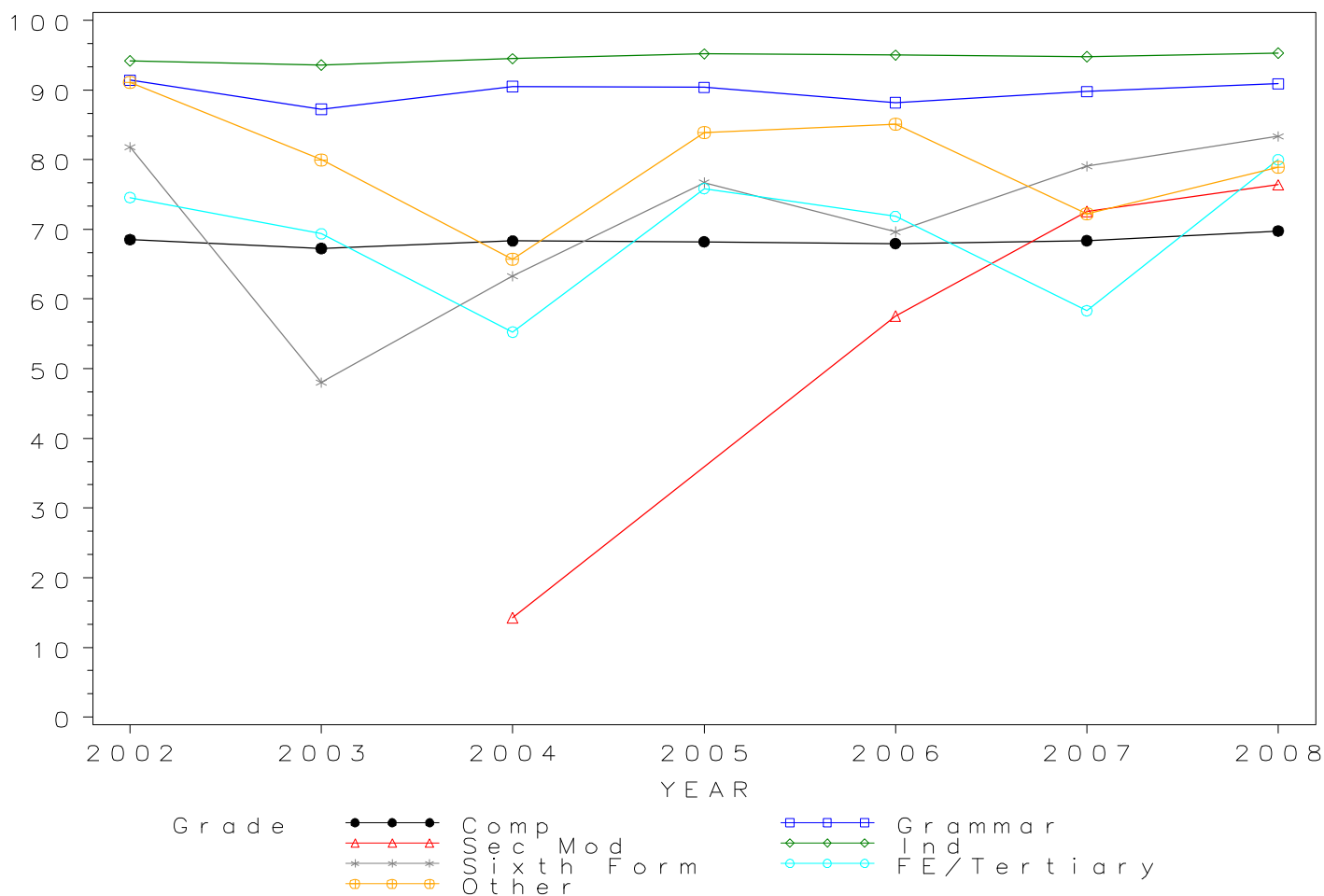
SCHTYPE	2002	2003	2004	2005	2006	2007	2008
Comprehensive	68.54	67.26	68.34	68.23	67.97	68.38	69.78
Grammar	91.39	87.23	90.51	90.39	88.19	89.80	90.90
Sec Mod	.	.	14.29	.	57.58	72.60	76.42
Independent	94.20	93.60	94.50	95.20	95.00	94.80	95.30
Sixth Form	81.82	48.00	63.27	76.71	69.66	79.07	83.33
FE/Tertiary	74.58	69.39	55.26	75.86	71.88	58.33	80.00
Other	91.07	80.00	65.71	83.87	85.11	72.22	78.95

*Cumulative Numbers*

SCHTYPE	2002	2003	2004	2005	2006	2007	2008
Comprehensive	2259	2344	2295	2332	2341	2223	2364
Grammar	2101	2125	1965	1891	2121	1936	2148
Sec Mod	0	0	1	0	19	53	81
Independent	9213	9255	9413	9534	9744	9870	9609
Sixth Form	36	24	31	56	62	34	50
FE/Tertiary	44	34	21	22	23	14	4
Other	51	28	23	52	40	13	30

**GCSE CLASSICAL SUBJECTS 2002–2008**

Cumulative % at Grade C by school type



*GCSE CLASSICAL SUBJECTS Grade D by school type 2002- 2008  
Cumulative Percentages*

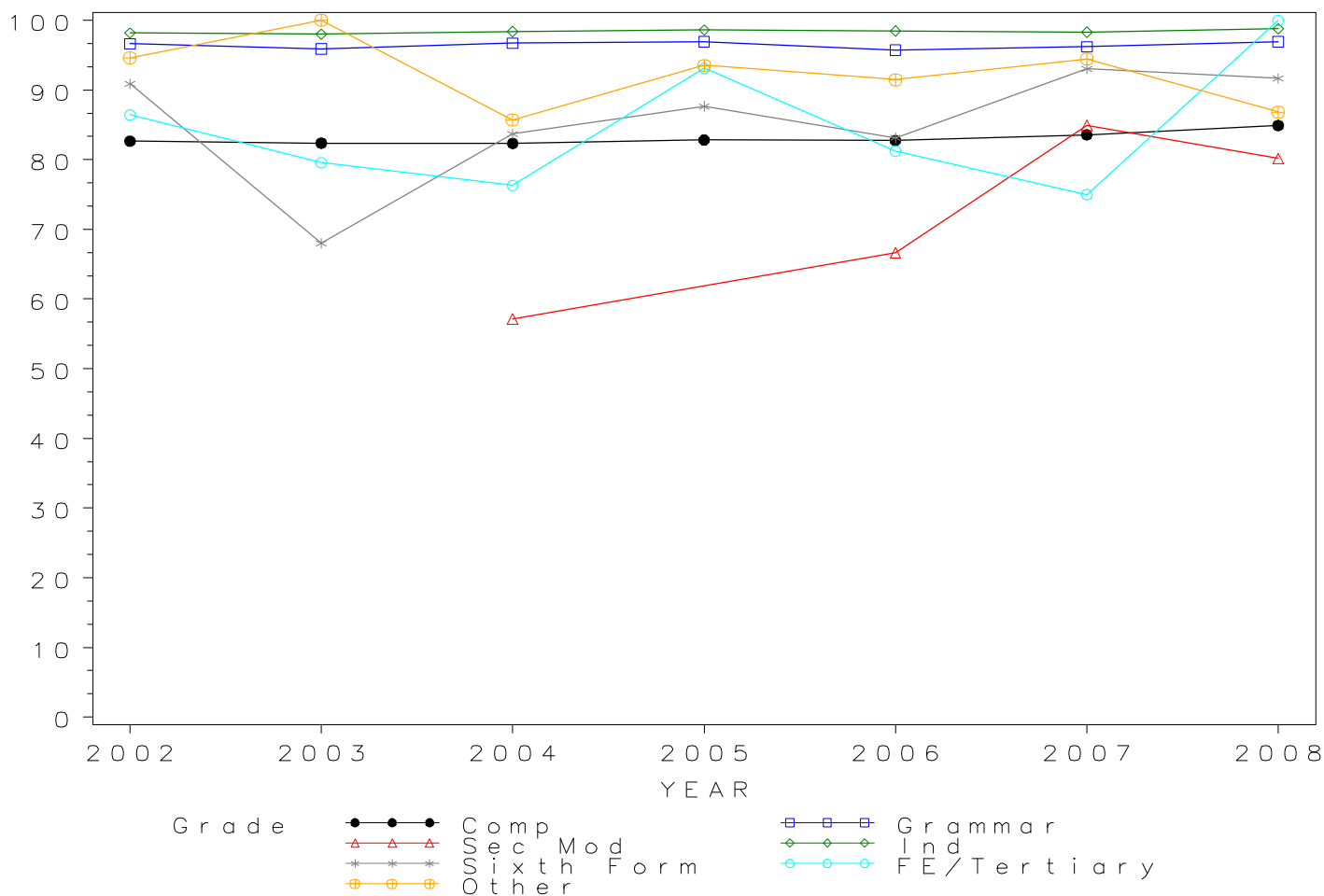
SCHTYPE	2002	2003	2004	2005	2006	2007	2008
Comprehensive	82.68	82.38	82.34	82.83	82.75	83.57	84.92
Grammar	96.65	95.89	96.73	96.94	95.76	96.20	96.95
Sec Mod	.	.	57.14	.	66.67	84.93	80.19
Independent	98.20	98.00	98.40	98.60	98.50	98.30	98.80
Sixth Form	90.91	68.00	83.67	87.67	83.15	93.02	91.67
FE/Tertiary	86.44	79.59	76.32	93.10	81.25	75.00	100.00
Other	94.64	100.00	85.71	93.55	91.49	94.44	86.84

*Cumulative Numbers*

SCHTYPE	2002	2003	2004	2005	2006	2007	2008
Comprehensive	2725	2871	2765	2831	2850	2717	2877
Grammar	2222	2336	2100	2028	2303	2074	2291
Sec Mod	0	0	4	0	22	62	85
Independent	9604	9690	9802	9875	10103	10234	9962
Sixth Form	40	34	41	64	74	40	55
FE/Tertiary	51	39	29	27	26	18	5
Other	53	35	30	58	43	17	33

**GCSE CLASSICAL SUBJECTS 2002–2008**

Cumulative % at Grade D by school type



*GCSE CLASSICAL SUBJECTS Grade E by school type 2002- 2008  
Cumulative Percentages*

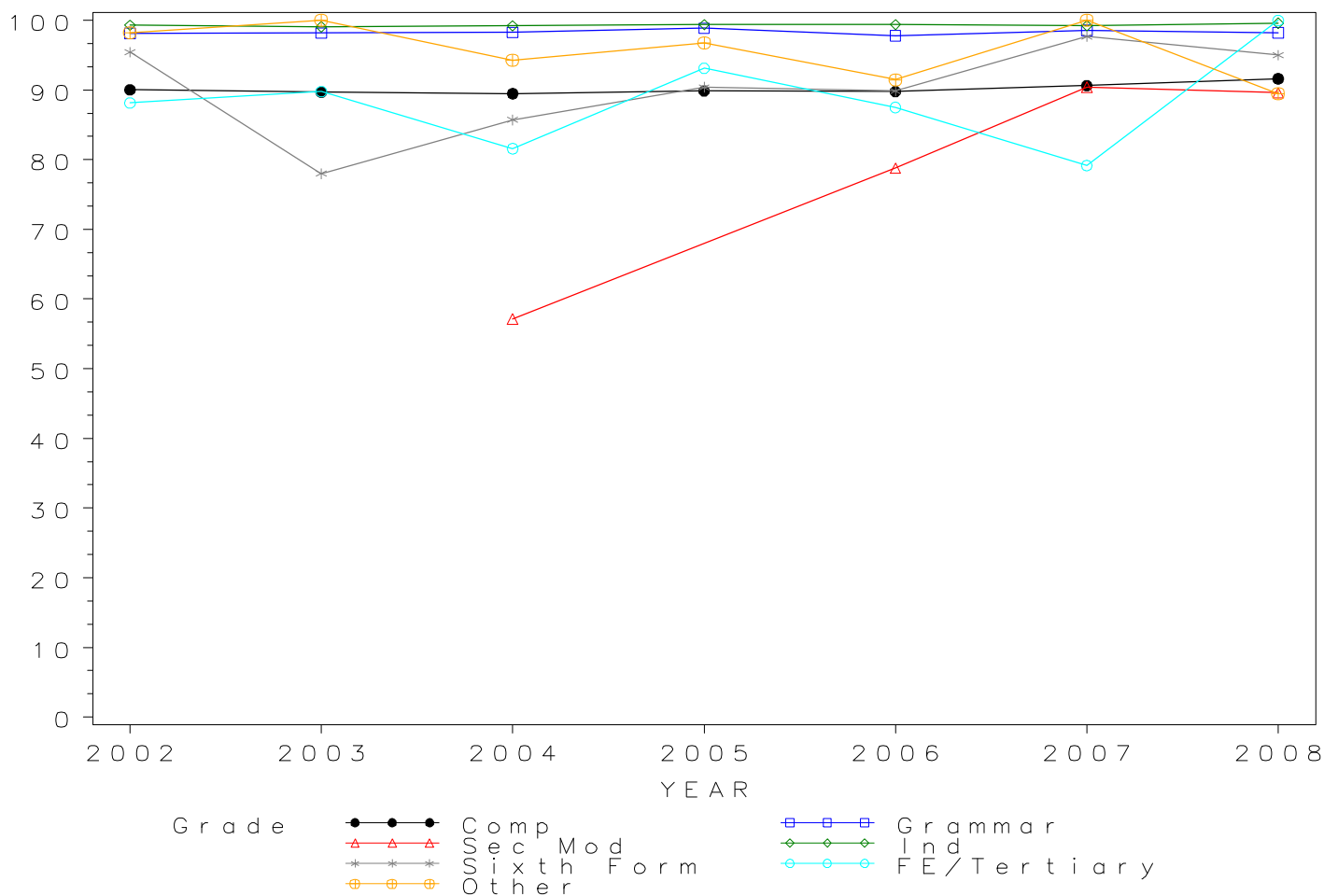
SCHTYPE	2002	2003	2004	2005	2006	2007	2008
Comprehensive	90.02	89.70	89.49	89.85	89.78	90.62	91.62
Grammar	98.13	98.19	98.25	98.85	97.80	98.56	98.22
Sec Mod	.	.	57.14	.	78.79	90.41	89.62
Independent	99.30	99.10	99.20	99.40	99.40	99.20	99.60
Sixth Form	95.45	78.00	85.71	90.41	89.89	97.67	95.00
FE/Tertiary	88.14	89.80	81.58	93.10	87.50	79.17	100.00
Other	98.21	100.00	94.29	96.77	91.49	100.00	89.47

*Cumulative Numbers*

SCHTYPE	2002	2003	2004	2005	2006	2007	2008
Comprehensive	2967	3126	3005	3071	3092	2946	3104
Grammar	2256	2392	2133	2068	2352	2125	2321
Sec Mod	0	0	4	0	26	66	95
Independent	9712	9799	9881	9955	10195	10328	10043
Sixth Form	42	39	42	66	80	42	57
FE/Tertiary	52	44	31	27	28	19	5
Other	55	35	33	60	43	18	34

**GCSE CLASSICAL SUBJECTS 2002–2008**

Cumulative % at Grade E by school type





*GCSE CLASSICAL SUBJECTS Grade F by school type 2002- 2008  
Cumulative Percentages*

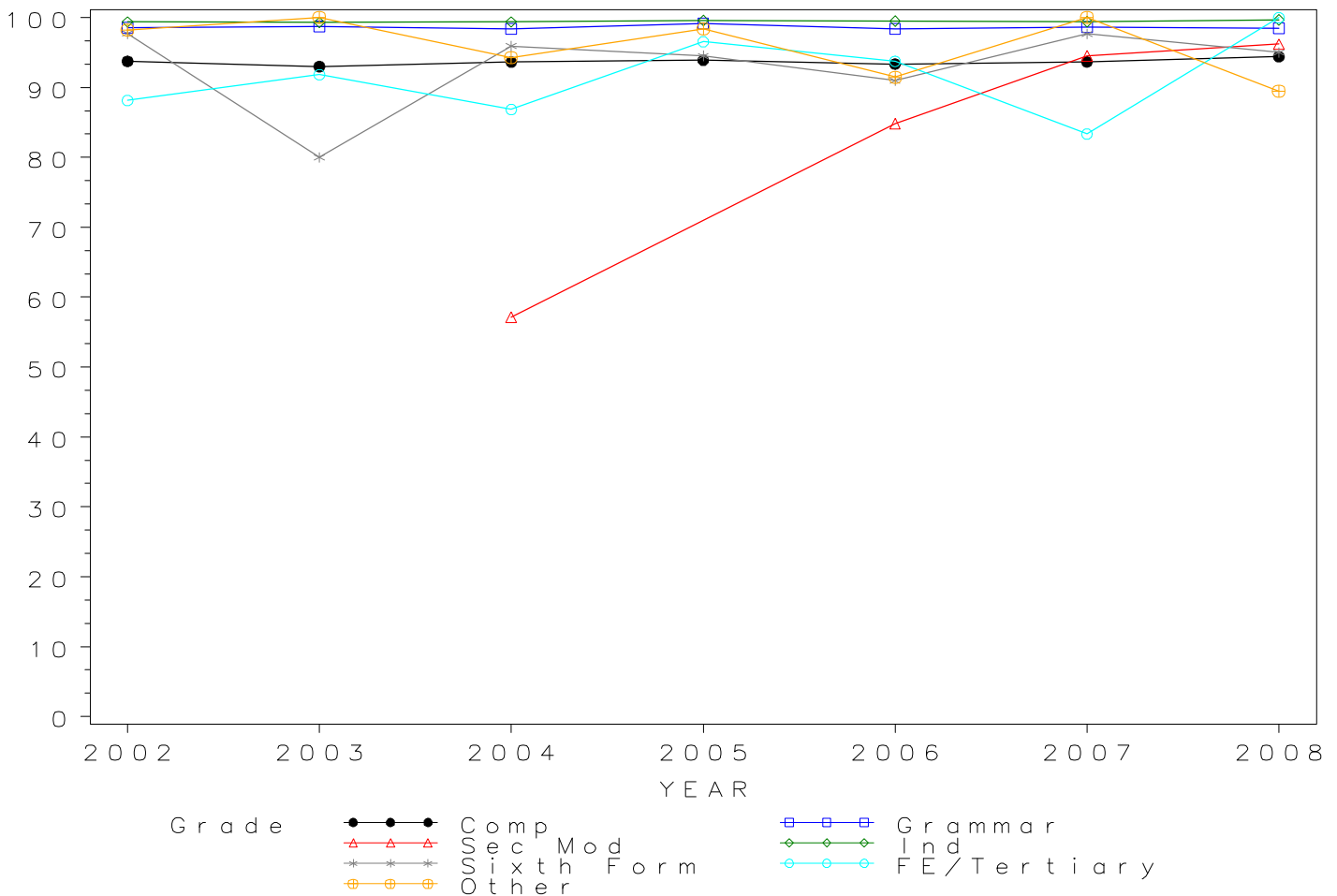
SCHTYPE	2002	2003	2004	2005	2006	2007	2008
Comprehensive	93.75	93.00	93.66	93.89	93.35	93.66	94.42
Grammar	98.56	98.73	98.39	99.19	98.38	98.65	98.48
Sec Mod	.	.	57.14	.	84.85	94.52	96.23
Independent	99.40	99.30	99.40	99.60	99.50	99.40	99.70
Sixth Form	97.73	80.00	95.92	94.52	91.01	97.67	95.00
FE/Tertiary	88.14	91.84	86.84	96.55	93.75	83.33	100.00
Other	98.21	100.00	94.29	98.39	91.49	100.00	89.47

*Cumulative Numbers*

SCHTYPE	2002	2003	2004	2005	2006	2007	2008
Comprehensive	3090	3241	3145	3209	3215	3045	3199
Grammar	2266	2405	2136	2075	2366	2127	2327
Sec Mod	0	0	4	0	28	69	102
Independent	9721	9819	9901	9975	10206	10349	10053
Sixth Form	43	40	47	69	81	42	57
FE/Tertiary	52	45	33	28	30	20	5
Other	55	35	33	61	43	18	34

**GCSE CLASSICAL SUBJECTS 2002–2008**

Cumulative % at Grade F by school type



*GCSE CLASSICAL SUBJECTS Grade G by school type 2002-2008  
Cumulative Percentages*

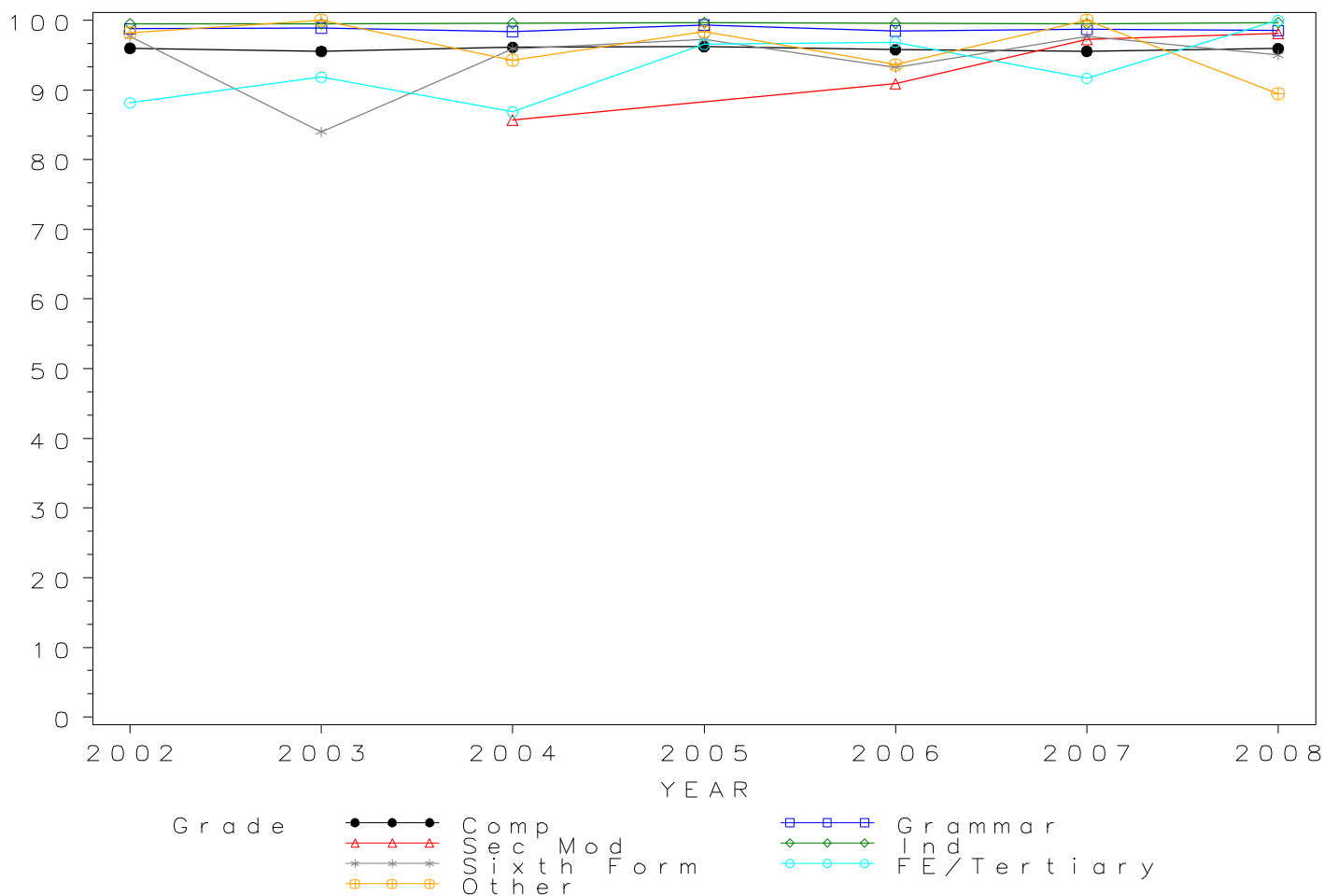
SCHTYPE	2002	2003	2004	2005	2006	2007	2008
Comprehensive	96.00	95.55	96.13	96.20	95.79	95.57	95.96
Grammar	98.78	98.93	98.39	99.33	98.50	98.75	98.52
Sec Mod	.	.	85.71	.	90.91	97.26	98.11
Independent	99.50	99.50	99.60	99.70	99.60	99.50	99.70
Sixth Form	97.73	84.00	95.92	97.26	93.26	97.67	95.00
FE/Tertiary	88.14	91.84	86.84	96.55	96.88	91.67	100.00
Other	98.21	100.00	94.29	98.39	93.62	100.00	89.47

*Cumulative Numbers*

SCHTYPE	2002	2003	2004	2005	2006	2007	2008
Comprehensive	3164	3330	3228	3288	3299	3107	3251
Grammar	2271	2410	2136	2078	2369	2129	2328
Sec Mod	0	0	6	0	30	71	104
Independent	9731	9839	9921	9985	10216	10359	10053
Sixth Form	43	42	47	71	83	42	57
FE/Tertiary	52	45	33	28	31	22	5
Other	55	35	33	61	44	18	34

**GCSE CLASSICAL SUBJECTS 2002–2008**

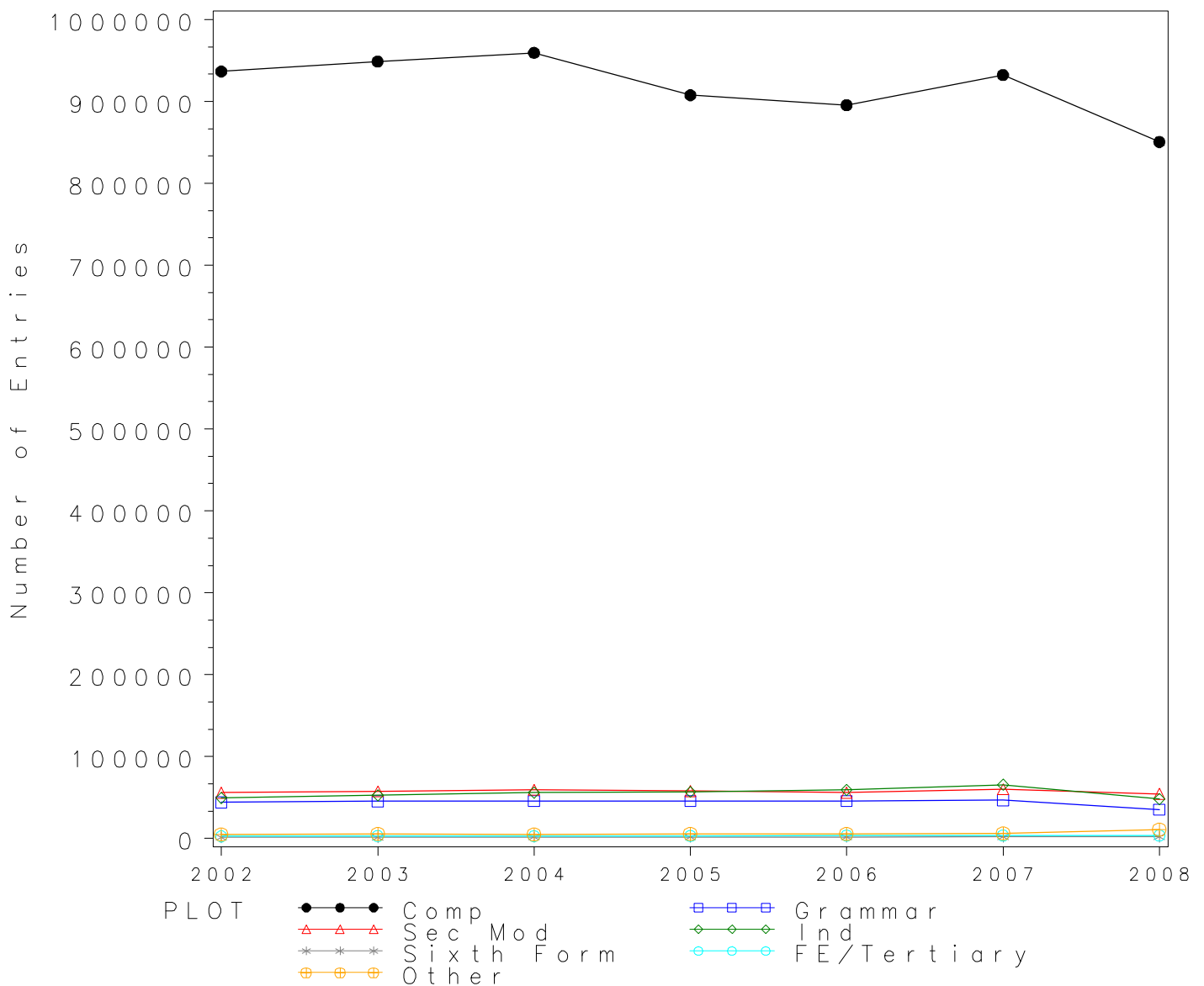
Cumulative % at Grade G by school type



*Numbers of GCSE entries in COMBINED SCIENCE by school type 2002- 2008*

SCHTYPE	2002	2003	2004	2005	2006	2007	2008
Comprehensive	936627	948756	959424	907664	895375	932306	850498
Grammar	44272	45303	45781	45714	45829	46842	35224
Sec Mod	55975	57739	59730	58131	55860	60252	54491
Independent	49303	52632	56187	56992	59316	65682	48194
Sixth Form	1352	1529	1635	1654	1793	2111	2165
FE/Tertiary	2694	2956	2859	3182	3482	3604	3669
Other	4887	5383	5008	5474	5438	6100	10565

GCSE COMBINED SCIENCE Entries by school type 2002–2008



*GCSE COMBINED SCIENCE Grade A\* by school type 2002-2008  
Cumulative Percentages*

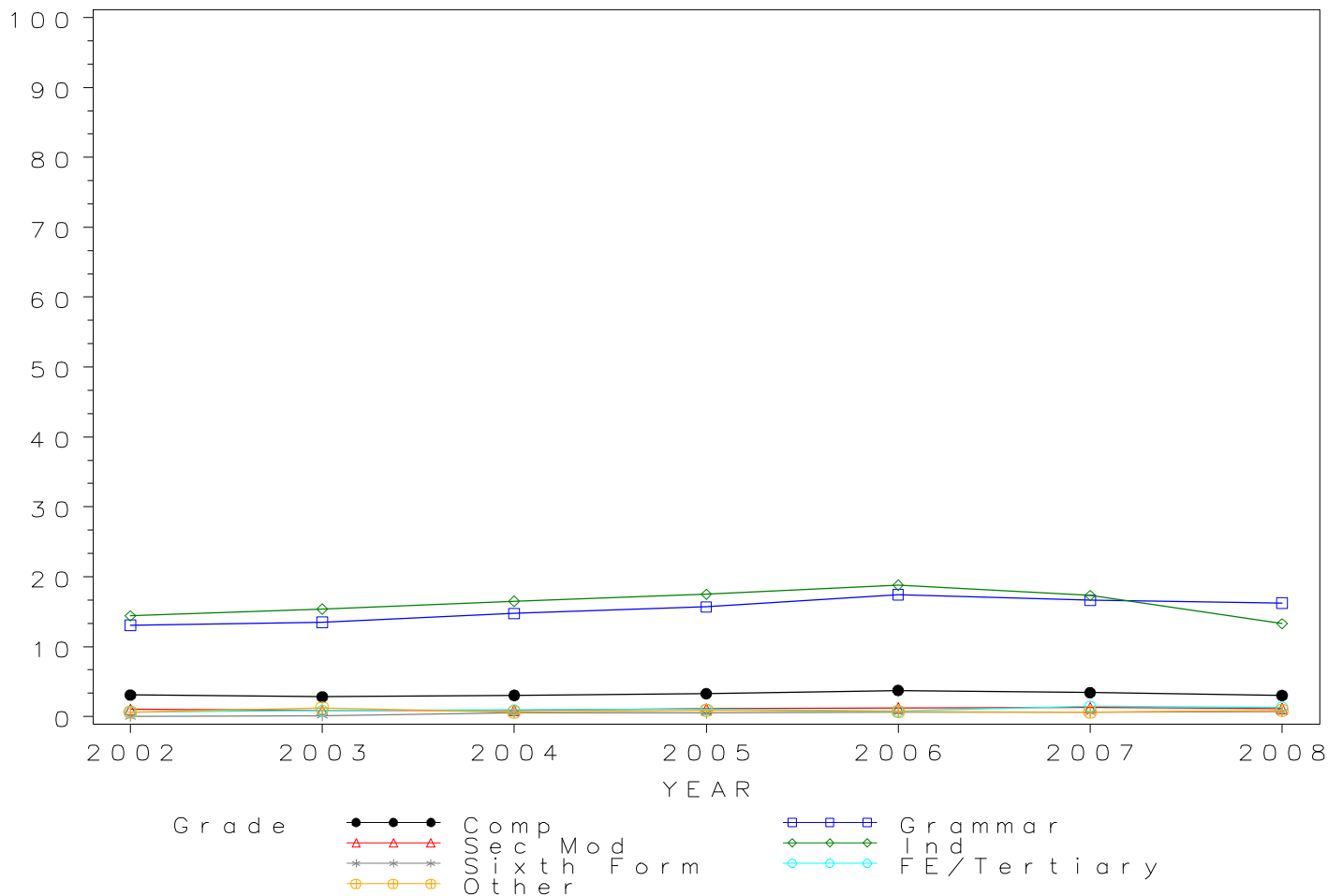
SCHTYPE	2002	2003	2004	2005	2006	2007	2008
Comprehensive	3.09	2.83	3.03	3.27	3.74	3.43	3.02
Grammar	13.05	13.48	14.74	15.70	17.44	16.64	16.25
Sec Mod	1.00	0.84	0.90	1.13	1.22	1.28	1.14
Independent	14.40	15.40	16.50	17.50	18.80	17.30	13.30
Sixth Form	0.00	0.13	0.49	0.48	0.61	0.62	0.69
FE/Tertiary	0.63	0.85	0.94	1.01	0.78	1.44	1.34
Other	0.59	1.21	0.60	0.90	0.70	0.61	0.90

*Cumulative Numbers*

SCHTYPE	2002	2003	2004	2005	2006	2007	2008
Comprehensive	28908	26824	29047	29700	33505	31973	25649
Grammar	5777	6108	6746	7177	7993	7796	5724
Sec Mod	561	486	539	654	682	771	620
Independent	7100	8105	9271	9974	11151	11363	6410
Sixth Form	0	2	8	8	11	13	15
FE/Tertiary	17	25	27	32	27	52	49
Other	29	65	30	49	38	37	95

**GCSE COMBINED SCIENCE 2002–2008**

Cumulative % at Grade A\* by school type



*GCSE COMBINED SCIENCE Grade A by school type 2002- 2008  
Cumulative Percentages*

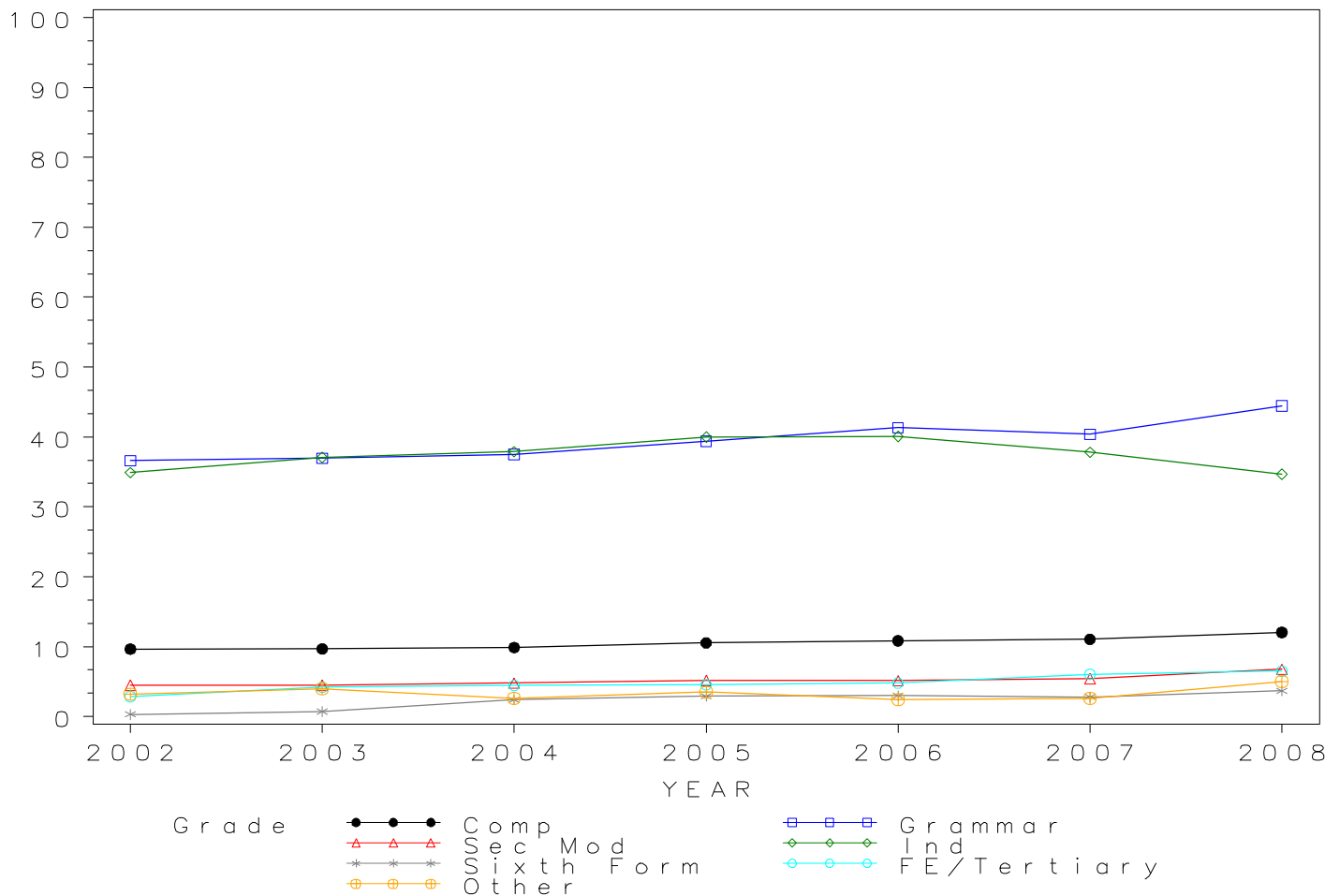
SCHTYPE	2002	2003	2004	2005	2006	2007	2008
Comprehensive	9.65	9.70	9.88	10.54	10.84	11.05	12.04
Grammar	36.59	36.94	37.50	39.40	41.33	40.38	44.45
Sec Mod	4.51	4.48	4.79	5.18	5.14	5.44	6.76
Independent	34.90	37.10	37.90	40.00	40.10	37.80	34.70
Sixth Form	0.30	0.72	2.39	2.90	3.01	2.79	3.70
FE/Tertiary	2.86	4.19	4.44	4.56	4.80	6.05	6.49
Other	3.19	3.99	2.60	3.51	2.41	2.61	5.00

*Cumulative Numbers*

SCHTYPE	2002	2003	2004	2005	2006	2007	2008
Comprehensive	90423	91985	94816	95684	97060	102994	102416
Grammar	16200	16734	17169	18011	18943	18916	15658
Sec Mod	2523	2588	2861	3011	2873	3277	3683
Independent	17207	19526	21295	22797	23786	24828	16723
Sixth Form	4	11	39	48	54	59	80
FE/Tertiary	77	124	127	145	167	218	238
Other	156	215	130	192	131	159	528

**GCSE COMBINED SCIENCE 2002–2008**

Cumulative % at Grade A by school type



*GCSE COMBINED SCIENCE Grade B by school type 2002- 2008  
Cumulative Percentages*

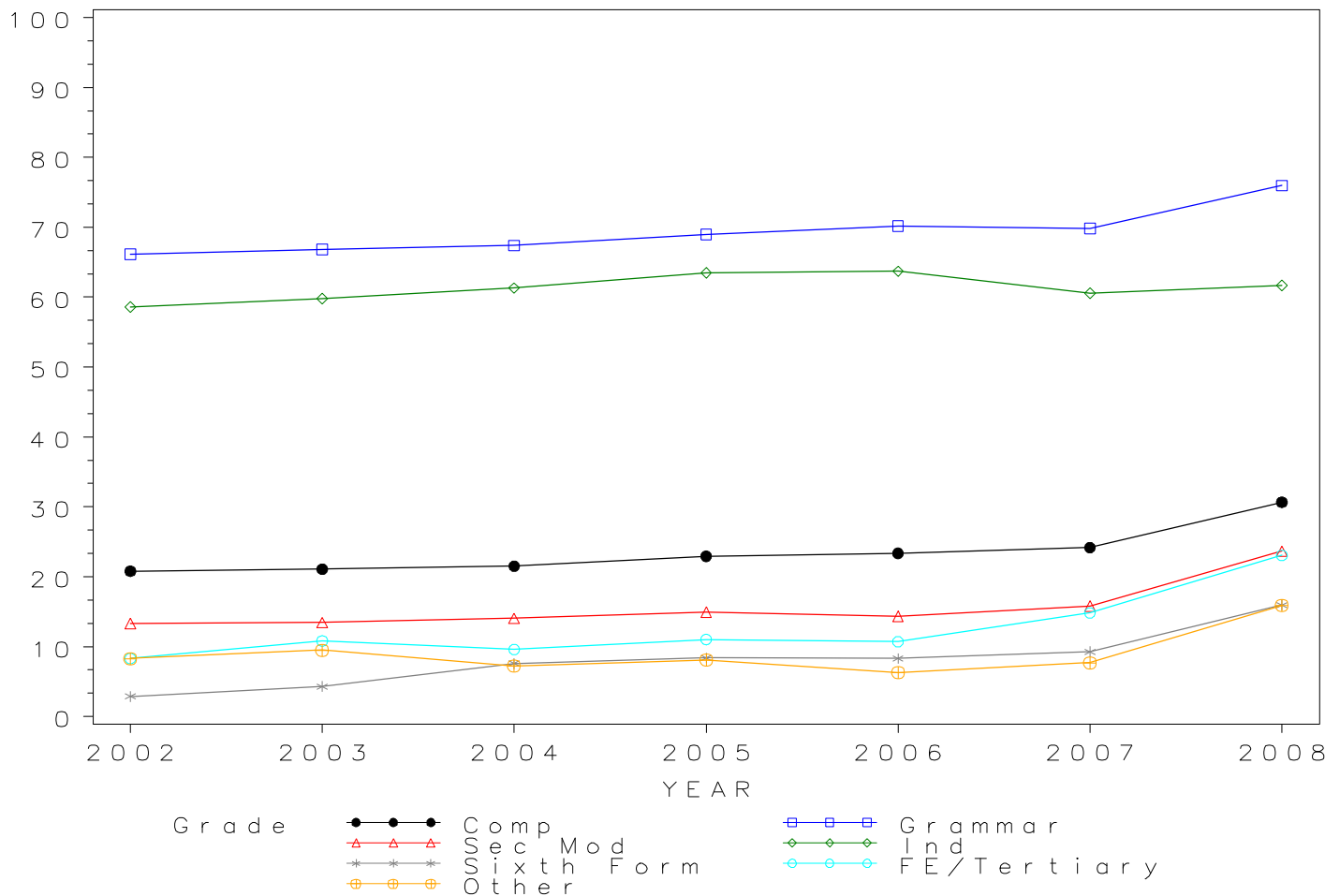
SCHTYPE	2002	2003	2004	2005	2006	2007	2008
Comprehensive	20.80	21.10	21.53	22.94	23.35	24.17	30.66
Grammar	66.15	66.86	67.40	69.00	70.18	69.84	75.98
Sec Mod	13.31	13.46	14.06	14.97	14.36	15.80	23.65
Independent	58.60	59.80	61.30	63.50	63.70	60.60	61.70
Sixth Form	2.88	4.32	7.58	8.40	8.31	9.28	15.98
FE/Tertiary	8.31	10.83	9.58	11.03	10.71	14.84	23.06
Other	8.31	9.49	7.21	8.09	6.31	7.70	15.90

*Cumulative Numbers*

SCHTYPE	2002	2003	2004	2005	2006	2007	2008
Comprehensive	194846	200184	206602	208189	209072	225319	260786
Grammar	29284	30289	30857	31543	32165	32716	26764
Sec Mod	7452	7774	8397	8701	8023	9522	12888
Independent	28892	31474	34443	36190	37784	39803	29736
Sixth Form	39	66	124	139	149	196	346
FE/Tertiary	224	320	274	351	373	535	846
Other	406	511	361	443	343	470	1680

**GCSE COMBINED SCIENCE 2002–2008**

Cumulative % at Grade B by school type



*GCSE COMBINED SCIENCE Grade C by school type 2002- 2008  
Cumulative Percentages*

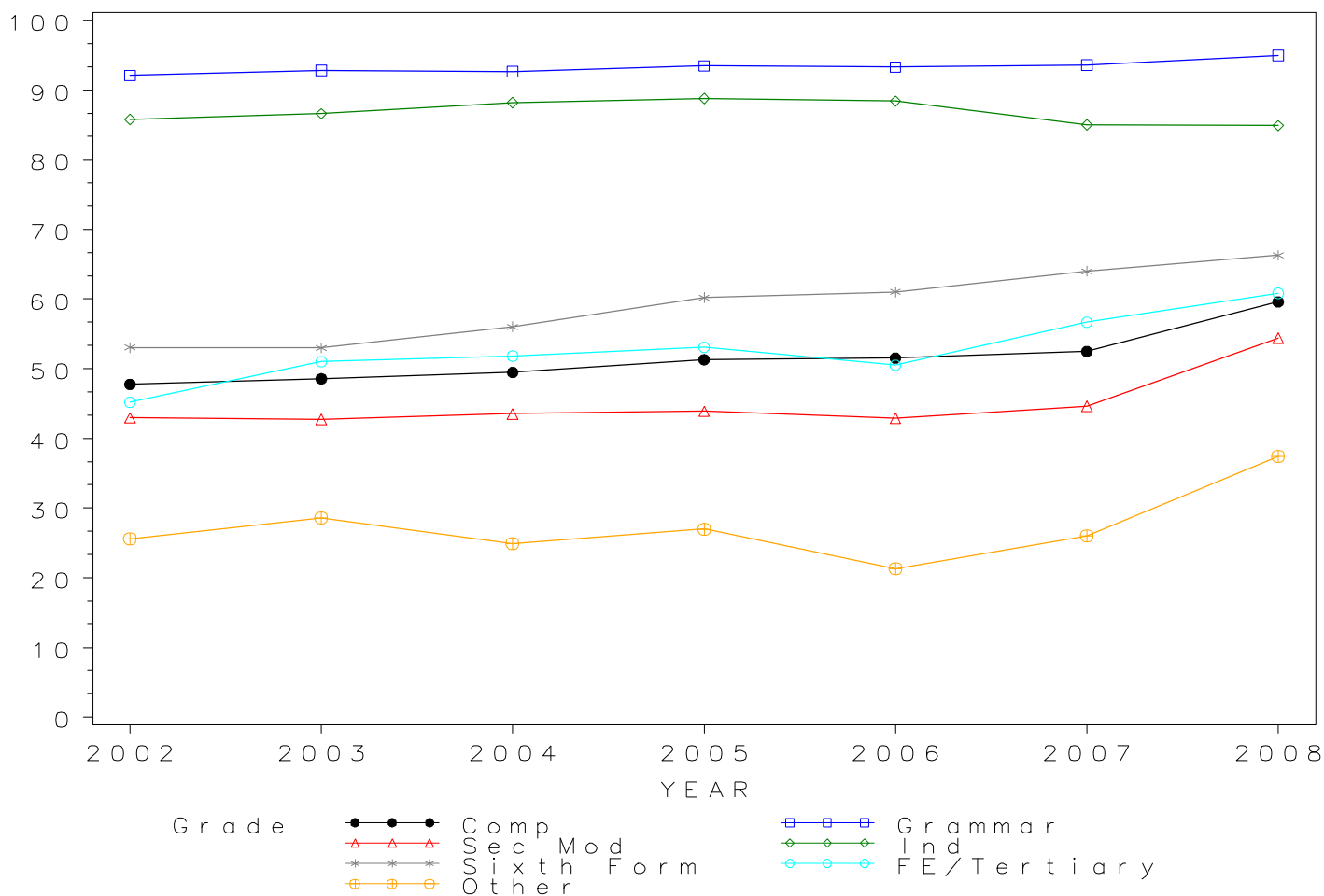
SCHTYPE	2002	2003	2004	2005	2006	2007	2008
Comprehensive	47.75	48.56	49.45	51.30	51.55	52.47	59.59
Grammar	92.10	92.83	92.63	93.47	93.28	93.60	94.98
Sec Mod	42.95	42.73	43.53	43.92	42.93	44.61	54.41
Independent	85.80	86.60	88.20	88.80	88.40	85.00	84.90
Sixth Form	53.03	52.98	56.02	60.22	61.02	64.00	66.28
FE/Tertiary	45.17	51.01	51.84	53.08	50.49	56.69	60.83
Other	25.60	28.61	24.90	27.00	21.29	26.00	37.40

*Cumulative Numbers*

SCHTYPE	2002	2003	2004	2005	2006	2007	2008
Comprehensive	447233	460701	474475	465667	461550	489191	506801
Grammar	40774	42057	42409	42727	42748	43846	33454
Sec Mod	24044	24671	26003	25530	23979	26877	29649
Independent	42302	45579	49557	50609	52435	55830	40917
Sixth Form	717	810	916	996	1094	1351	1435
FE/Tertiary	1217	1508	1482	1689	1758	2043	2232
Other	1251	1540	1247	1478	1158	1586	3951

**GCSE COMBINED SCIENCE 2002–2008**

Cumulative % at Grade C by school type



*GCSE COMBINED SCIENCE Grade D by school type 2002- 2008  
Cumulative Percentages*

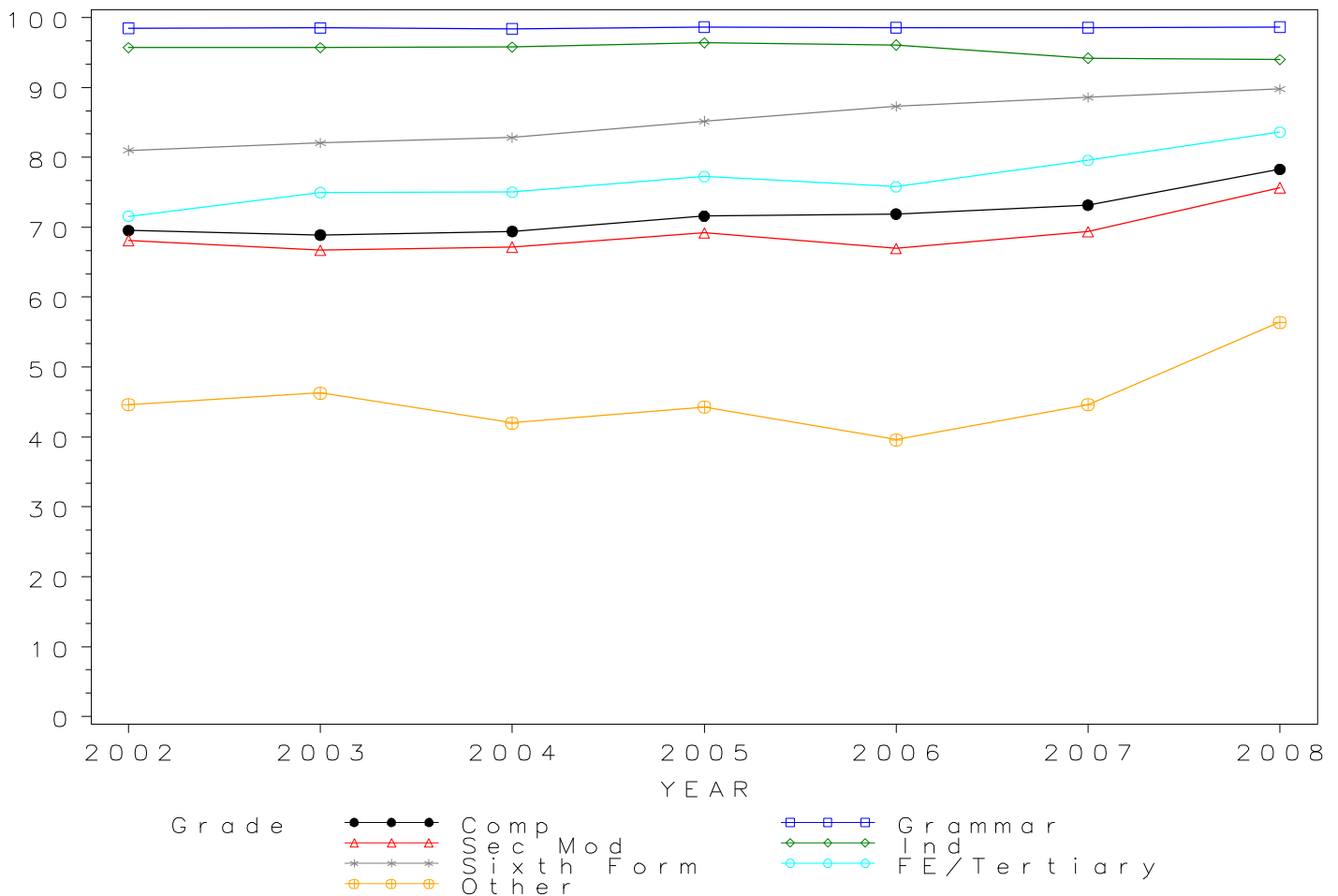
SCHTYPE	2002	2003	2004	2005	2006	2007	2008
Comprehensive	69.56	68.90	69.42	71.61	71.90	73.17	78.30
Grammar	98.47	98.53	98.40	98.63	98.57	98.57	98.64
Sec Mod	68.11	66.73	67.17	69.19	66.95	69.36	75.65
Independent	95.70	95.70	95.80	96.40	96.10	94.20	94.00
Sixth Form	80.99	82.08	82.81	85.19	87.28	88.58	89.79
FE/Tertiary	71.57	74.97	75.03	77.28	75.82	79.58	83.59
Other	44.61	46.29	41.99	44.30	39.59	44.61	56.40

*Cumulative Numbers*

SCHTYPE	2002	2003	2004	2005	2006	2007	2008
Comprehensive	651495	653686	666025	650004	643812	682206	665979
Grammar	43594	44638	45049	45089	45175	46171	34745
Sec Mod	38127	38529	40118	40219	37397	41793	41225
Independent	47183	50369	53827	54940	57003	61872	45302
Sixth Form	1095	1255	1354	1409	1565	1870	1944
FE/Tertiary	1928	2216	2145	2459	2640	2868	3067
Other	2180	2492	2103	2425	2153	2721	5959

**GCSE COMBINED SCIENCE 2002–2008**

Cumulative % at Grade D by school type





*GCSE COMBINED SCIENCE Grade E by school type 2002- 2008  
Cumulative Percentages*

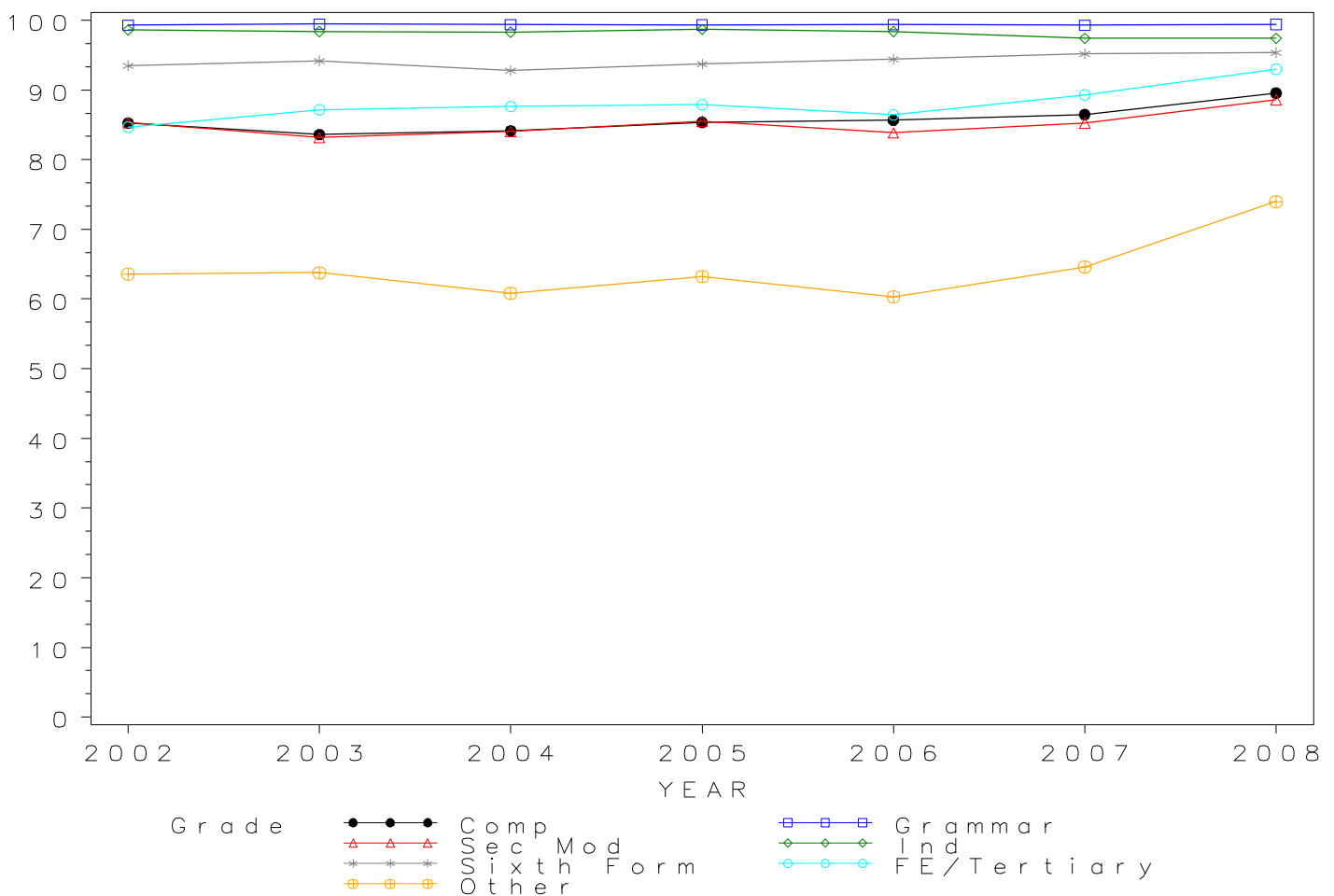
SCHTYPE	2002	2003	2004	2005	2006	2007	2008
Comprehensive	85.25	83.62	84.15	85.36	85.66	86.49	89.56
Grammar	99.30	99.46	99.37	99.33	99.37	99.30	99.44
Sec Mod	85.30	83.18	84.05	85.54	83.87	85.29	88.62
Independent	98.60	98.40	98.30	98.70	98.40	97.40	97.40
Sixth Form	93.49	94.18	92.78	93.71	94.42	95.22	95.38
FE/Tertiary	84.67	87.18	87.62	87.90	86.44	89.32	93.00
Other	63.60	63.79	60.80	63.21	60.30	64.61	74.00

*Cumulative Numbers*

SCHTYPE	2002	2003	2004	2005	2006	2007	2008
Comprehensive	798519	793327	807359	774756	766998	806312	761729
Grammar	43963	45060	45491	45410	45541	46515	35027
Sec Mod	47749	48029	50203	49724	46847	51389	48289
Independent	48613	51790	55232	56251	58367	63974	46941
Sixth Form	1264	1440	1517	1550	1693	2010	2065
FE/Tertiary	2281	2577	2505	2797	3010	3219	3412
Other	3108	3434	3045	3460	3279	3941	7818

**GCSE COMBINED SCIENCE 2002–2008**

Cumulative % at Grade E by school type



*GCSE COMBINED SCIENCE Grade F by school type 2002- 2008  
Cumulative Percentages*

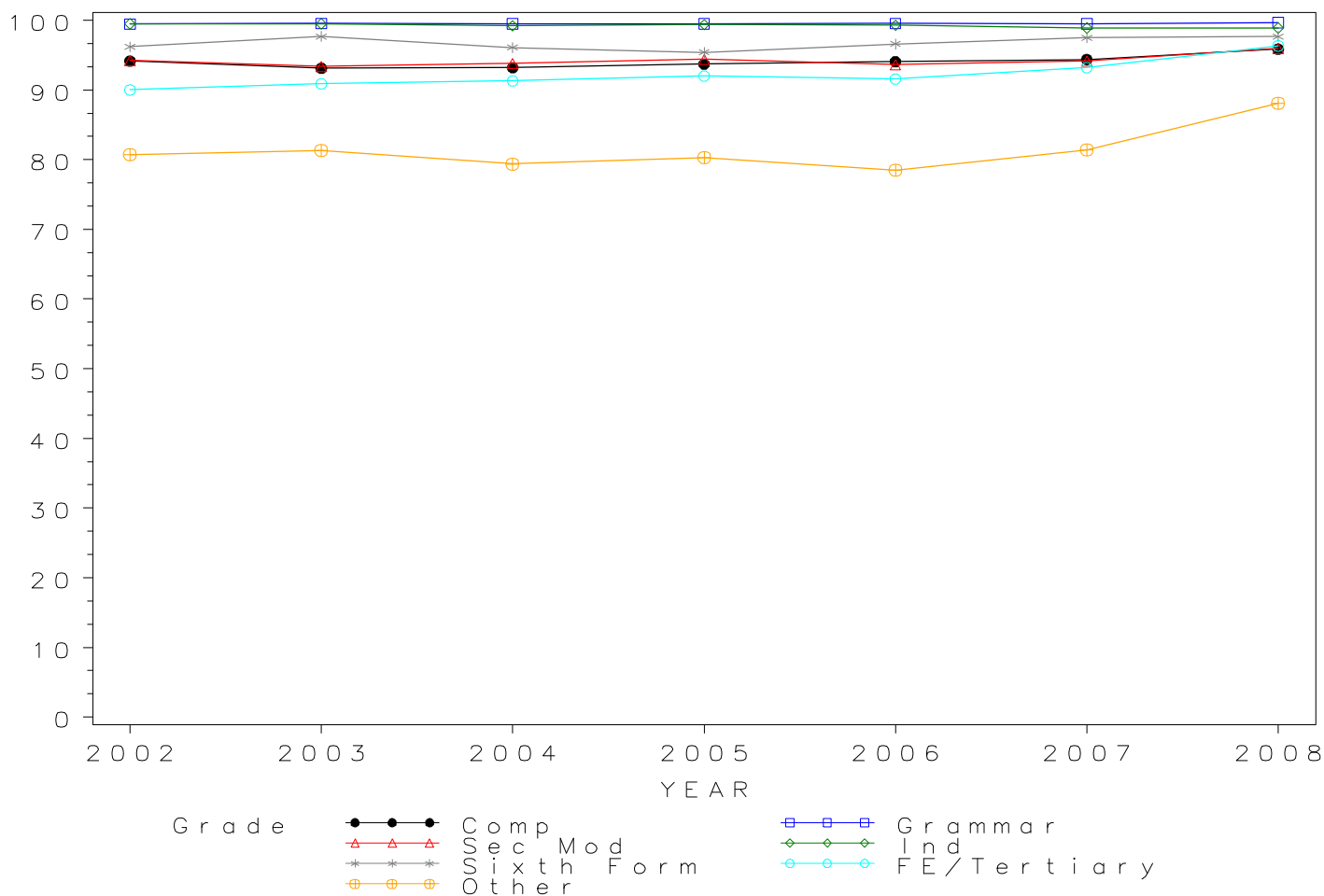
SCHTYPE	2002	2003	2004	2005	2006	2007	2008
Comprehensive	94.17	93.11	93.20	93.73	94.08	94.38	95.87
Grammar	99.47	99.57	99.50	99.50	99.57	99.50	99.70
Sec Mod	94.26	93.38	93.82	94.39	93.64	94.16	95.98
Independent	99.50	99.50	99.20	99.40	99.30	98.90	98.90
Sixth Form	96.23	97.71	96.09	95.41	96.60	97.49	97.69
FE/Tertiary	90.01	90.90	91.33	92.02	91.59	93.23	96.35
Other	80.70	81.29	79.39	80.31	78.50	81.39	88.10

*Cumulative Numbers*

SCHTYPE	2002	2003	2004	2005	2006	2007	2008
Comprehensive	882027	883418	894210	850793	842370	879907	815402
Grammar	44037	45106	45552	45486	45631	46608	35120
Sec Mod	52761	53917	56040	54872	52308	56731	52300
Independent	49056	52369	55738	56650	58901	64959	47664
Sixth Form	1301	1494	1571	1578	1732	2058	2115
FE/Tertiary	2425	2687	2611	2928	3189	3360	3535
Other	3944	4376	3976	4396	4269	4965	9308

**GCSE COMBINED SCIENCE 2002–2008**

Cumulative % at Grade F by school type



*GCSE COMBINED SCIENCE Grade G by school type 2002- 2008  
Cumulative Percentages*

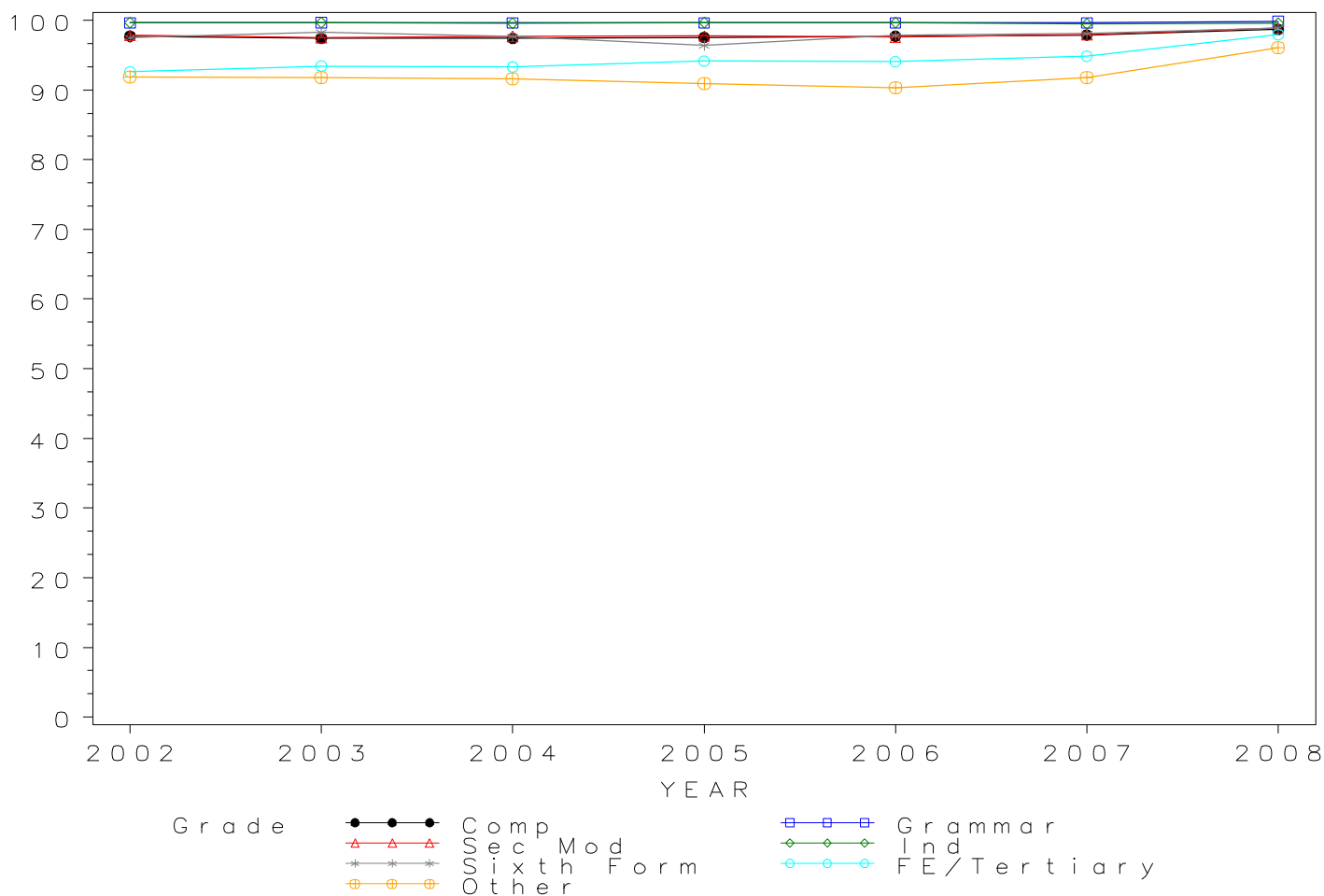
SCHTYPE	2002	2003	2004	2005	2006	2007	2008
Comprehensive	97.72	97.44	97.41	97.55	97.73	97.90	98.68
Grammar	99.63	99.70	99.63	99.63	99.64	99.63	99.87
Sec Mod	97.84	97.52	97.72	97.74	97.58	97.92	98.86
Independent	99.70	99.70	99.60	99.70	99.70	99.50	99.60
Sixth Form	97.49	98.30	97.68	96.37	97.82	98.11	98.89
FE/Tertiary	92.61	93.44	93.32	94.15	94.06	94.87	97.96
Other	91.90	91.81	91.59	90.90	90.31	91.80	96.10

*Cumulative Numbers*

SCHTYPE	2002	2003	2004	2005	2006	2007	2008
Comprehensive	915288	924432	934575	885456	875015	912756	839261
Grammar	44110	45167	45613	45547	45662	46670	35178
Sec Mod	54766	56307	58368	56819	54508	59000	53871
Independent	49155	52474	55962	56821	59138	65354	48001
Sixth Form	1318	1503	1597	1594	1754	2071	2141
FE/Tertiary	2495	2762	2668	2996	3275	3419	3594
Other	4491	4942	4587	4976	4911	5600	10153

**GCSE COMBINED SCIENCE 2002–2008**

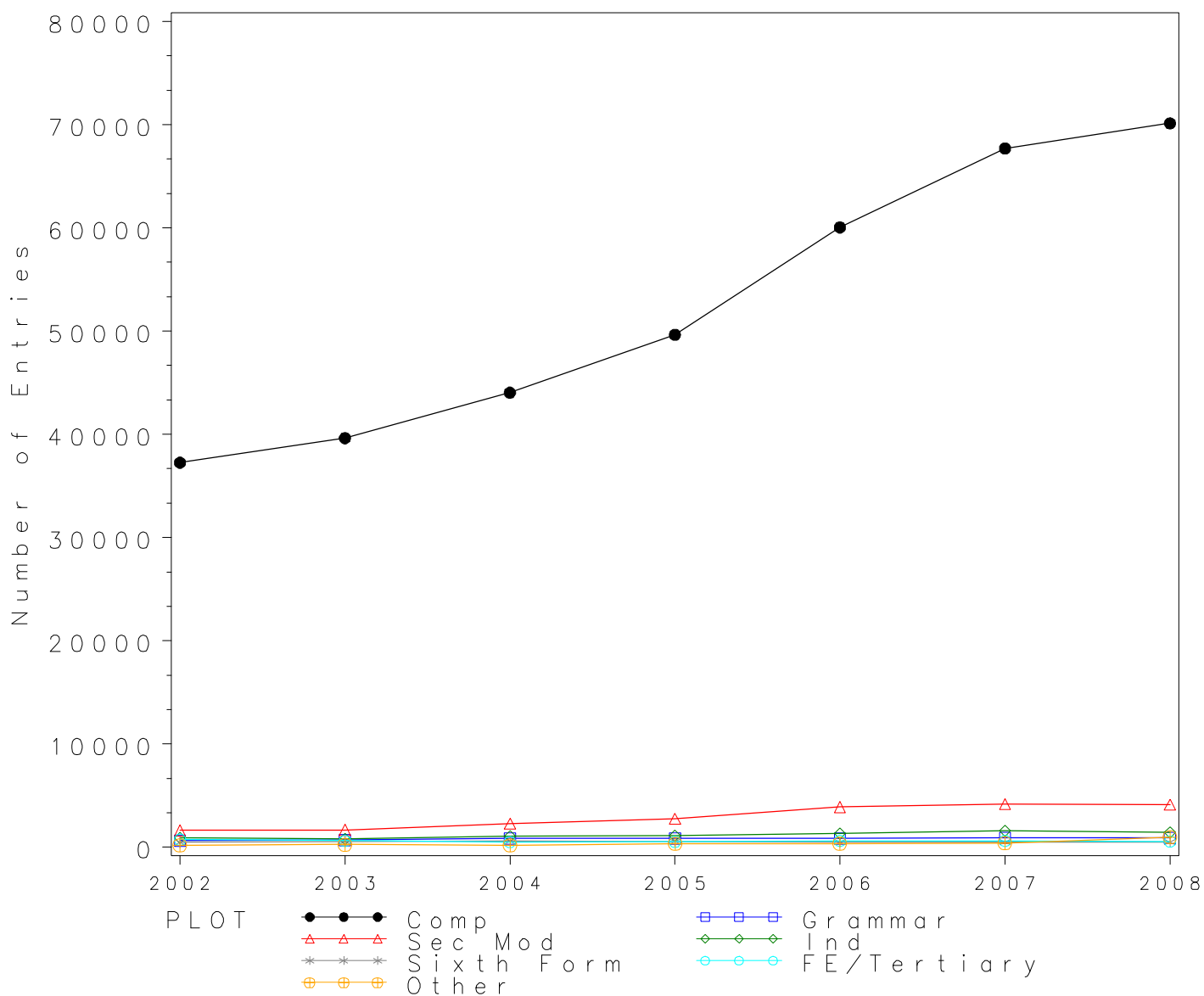
Cumulative % at Grade G by school type



*Numbers of GCSE entries in COMMUNICATION STUDIES by school type 2002- 2008*

SCHTYPE	2002	2003	2004	2005	2006	2007	2008
Comprehensive	37259	39630	44037	49645	60046	67703	70129
Grammar	628	704	845	856	864	904	903
Sec Mod	1635	1676	2299	2777	3911	4180	4132
Independent	909	812	1080	1117	1316	1585	1417
Sixth Form	481	554	574	564	498	511	507
FE/Tertiary	741	627	515	529	624	623	564
Other	189	262	182	335	339	412	978

GCSE COMMUNICATION STUDIES Entries by school type 2002–2008



*GCSE COMMUNICATION STUDIES Grade A\* by school type 2002- 2008  
Cumulative Percentages*

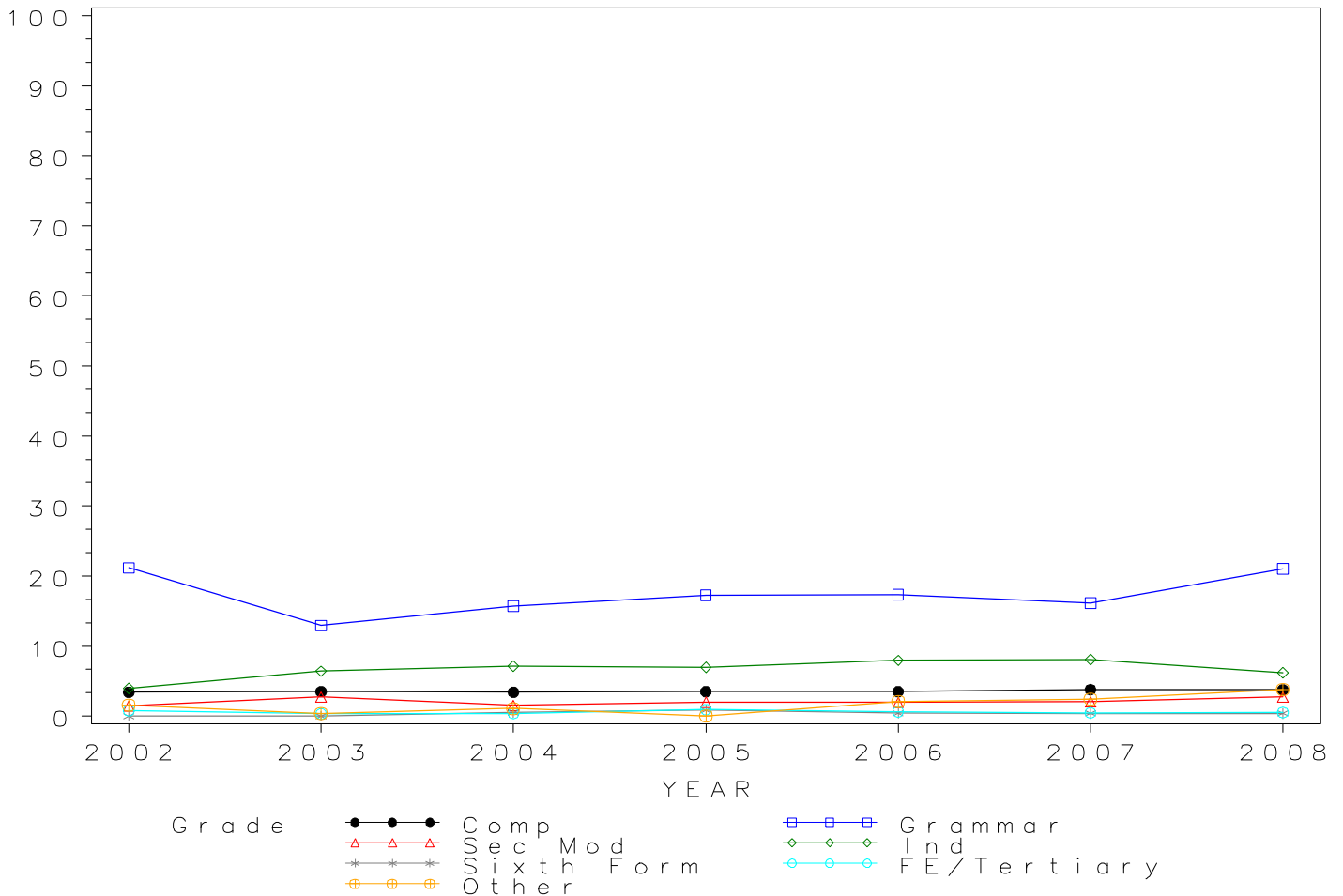
SCHTYPE	2002	2003	2004	2005	2006	2007	2008
Comprehensive	3.41	3.51	3.43	3.50	3.52	3.79	3.76
Grammar	21.18	12.93	15.74	17.29	17.36	16.15	21.04
Sec Mod	1.47	2.74	1.52	2.02	1.97	2.03	2.73
Independent	3.96	6.40	7.13	6.98	7.98	8.08	6.21
Sixth Form	0.00	0.00	0.52	0.89	0.40	0.39	0.39
FE/Tertiary	0.81	0.32	0.39	0.95	0.64	0.48	0.53
Other	1.59	0.38	1.10	0.00	2.06	2.43	3.78

*Cumulative Numbers*

SCHTYPE	2002	2003	2004	2005	2006	2007	2008
Comprehensive	1270	1392	1509	1740	2115	2569	2636
Grammar	133	91	133	148	150	146	190
Sec Mod	24	46	35	56	77	85	113
Independent	36	52	77	78	105	128	88
Sixth Form	0	0	3	5	2	2	2
FE/Tertiary	6	2	2	5	4	3	3
Other	3	1	2	0	7	10	37

**GCSE COMMUNICATION STUDIES 2002–2008**

Cumulative % at Grade A\* by school type



*GCSE COMMUNICATION STUDIES Grade A by school type 2002- 2008  
Cumulative Percentages*

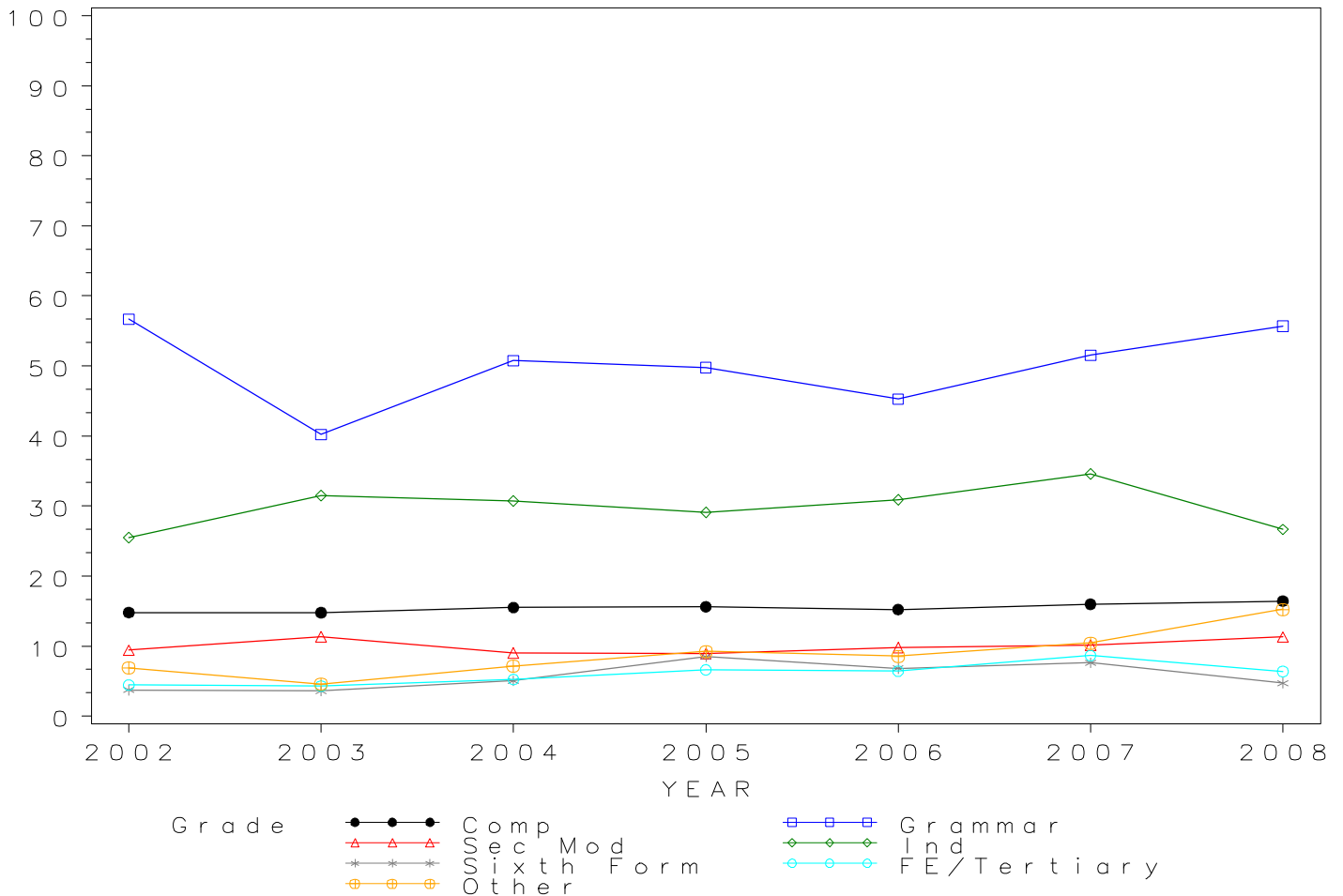
SCHTYPE	2002	2003	2004	2005	2006	2007	2008
Comprehensive	14.80	14.78	15.53	15.62	15.22	15.99	16.43
Grammar	56.69	40.20	50.77	49.77	45.25	51.55	55.70
Sec Mod	9.42	11.34	9.05	8.93	9.82	10.17	11.30
Independent	25.52	31.53	30.74	29.10	30.93	34.57	26.68
Sixth Form	3.74	3.61	5.05	8.51	6.83	7.63	4.73
FE/Tertiary	4.45	4.31	5.24	6.62	6.41	8.67	6.38
Other	6.88	4.58	7.14	9.25	8.55	10.44	15.24

*Cumulative Numbers*

SCHTYPE	2002	2003	2004	2005	2006	2007	2008
Comprehensive	5513	5858	6838	7757	9142	10828	11524
Grammar	356	283	429	426	391	466	503
Sec Mod	154	190	208	248	384	425	467
Independent	232	256	332	325	407	548	378
Sixth Form	18	20	29	48	34	39	24
FE/Tertiary	33	27	27	35	40	54	36
Other	13	12	13	31	29	43	149

**GCSE COMMUNICATION STUDIES 2002–2008**

Cumulative % at Grade A by school type



*GCSE COMMUNICATION STUDIES Grade B by school type 2002- 2008  
Cumulative Percentages*

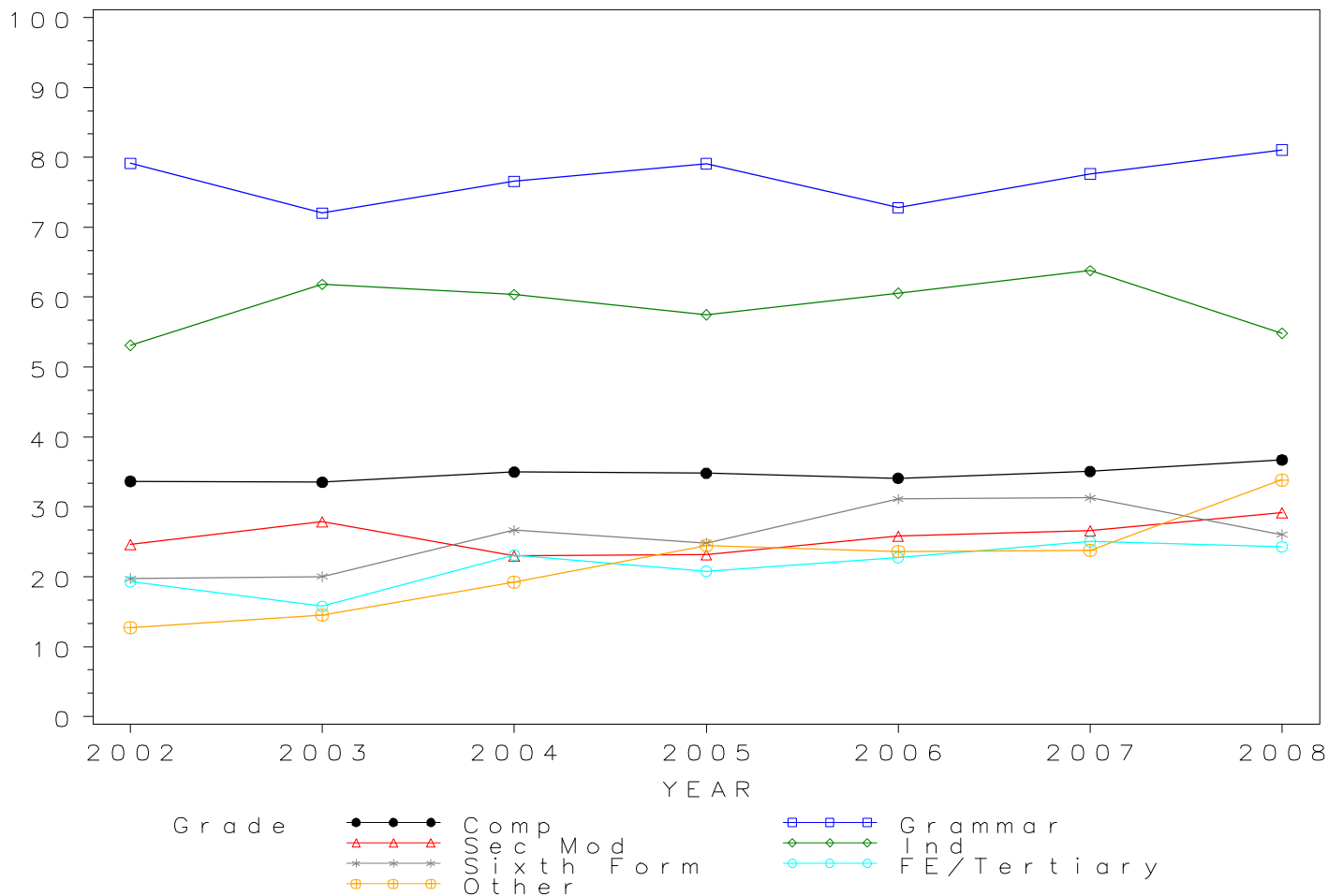
SCHTYPE	2002	2003	2004	2005	2006	2007	2008
Comprehensive	33.65	33.54	34.97	34.81	34.10	35.05	36.72
Grammar	79.14	72.02	76.57	79.09	72.80	77.65	81.06
Sec Mod	24.59	27.86	22.97	23.15	25.80	26.56	29.14
Independent	53.14	61.82	60.37	57.48	60.56	63.79	54.83
Sixth Form	19.75	20.04	26.66	24.82	31.12	31.31	26.04
FE/Tertiary	19.30	15.79	23.11	20.79	22.76	25.04	24.29
Other	12.70	14.50	19.23	24.48	23.60	23.79	33.84

*Cumulative Numbers*

SCHTYPE	2002	2003	2004	2005	2006	2007	2008
Comprehensive	12536	13290	15400	17281	20474	23729	25751
Grammar	497	507	647	677	629	702	732
Sec Mod	402	467	528	643	1009	1110	1204
Independent	483	502	652	642	797	1011	777
Sixth Form	95	111	153	140	155	160	132
FE/Tertiary	143	99	119	110	142	156	137
Other	24	38	35	82	80	98	331

**GCSE COMMUNICATION STUDIES 2002–2008**

Cumulative % at Grade B by school type



*GCSE COMMUNICATION STUDIES Grade C by school type 2002- 2008  
Cumulative Percentages*

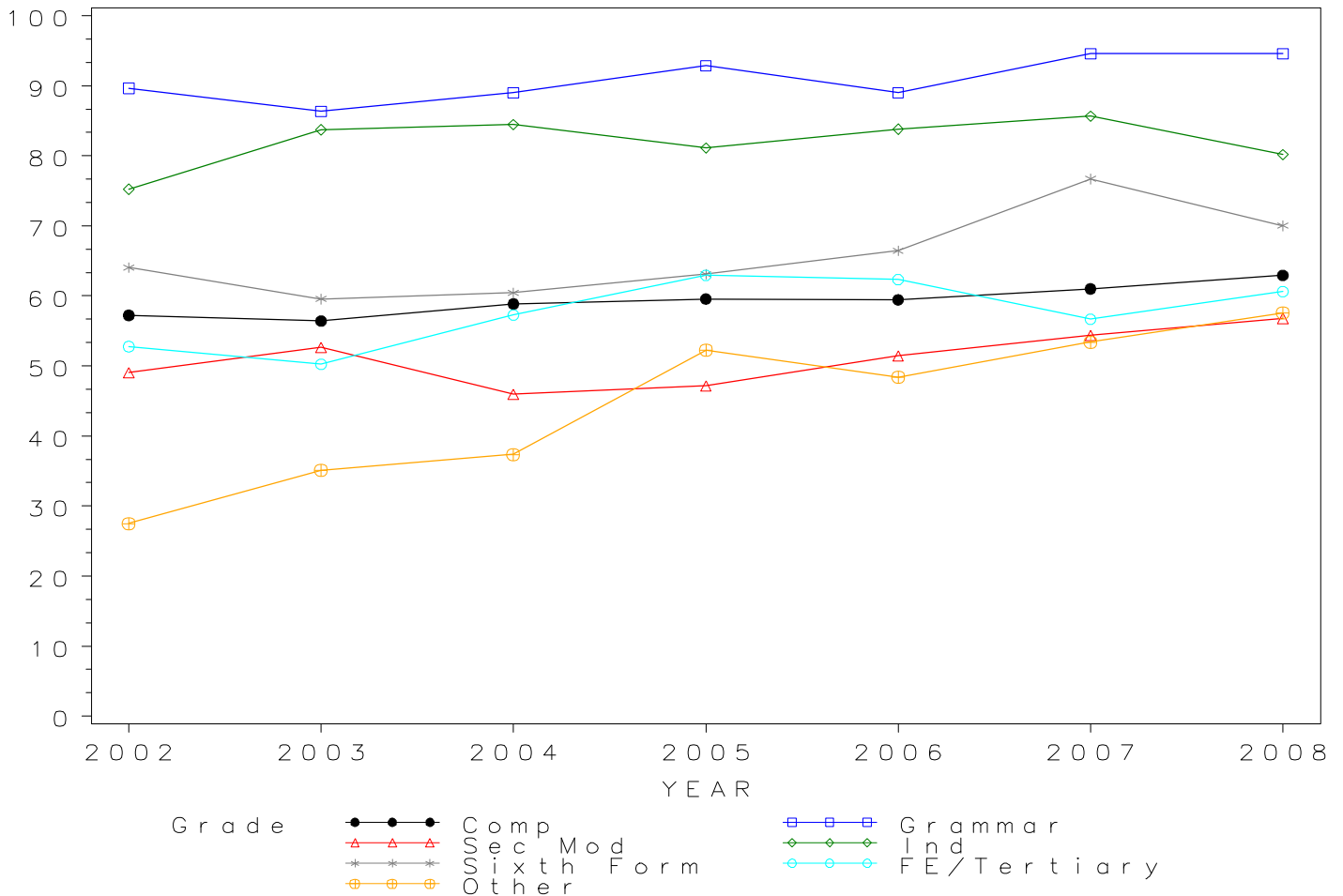
SCHTYPE	2002	2003	2004	2005	2006	2007	2008
Comprehensive	57.23	56.40	58.86	59.56	59.45	61.01	62.95
Grammar	89.65	86.36	88.99	92.87	89.00	94.58	94.57
Sec Mod	49.05	52.63	45.98	47.14	51.44	54.35	56.82
Independent	75.25	83.74	84.44	81.11	83.81	85.68	80.17
Sixth Form	64.03	59.57	60.45	63.12	66.47	76.71	70.02
FE/Tertiary	52.77	50.24	57.28	62.95	62.34	56.66	60.64
Other	27.51	35.11	37.36	52.24	48.38	53.40	57.57

*Cumulative Numbers*

SCHTYPE	2002	2003	2004	2005	2006	2007	2008
Comprehensive	21322	22353	25918	29569	35697	41304	44144
Grammar	563	608	752	795	769	855	854
Sec Mod	802	882	1057	1309	2012	2272	2348
Independent	684	680	912	906	1103	1358	1136
Sixth Form	308	330	347	356	331	392	355
FE/Tertiary	391	315	295	333	389	353	342
Other	52	92	68	175	164	220	563

**GCSE COMMUNICATION STUDIES 2002–2008**

Cumulative % at Grade C by school type





*GCSE COMMUNICATION STUDIES Grade D by school type 2002- 2008  
Cumulative Percentages*

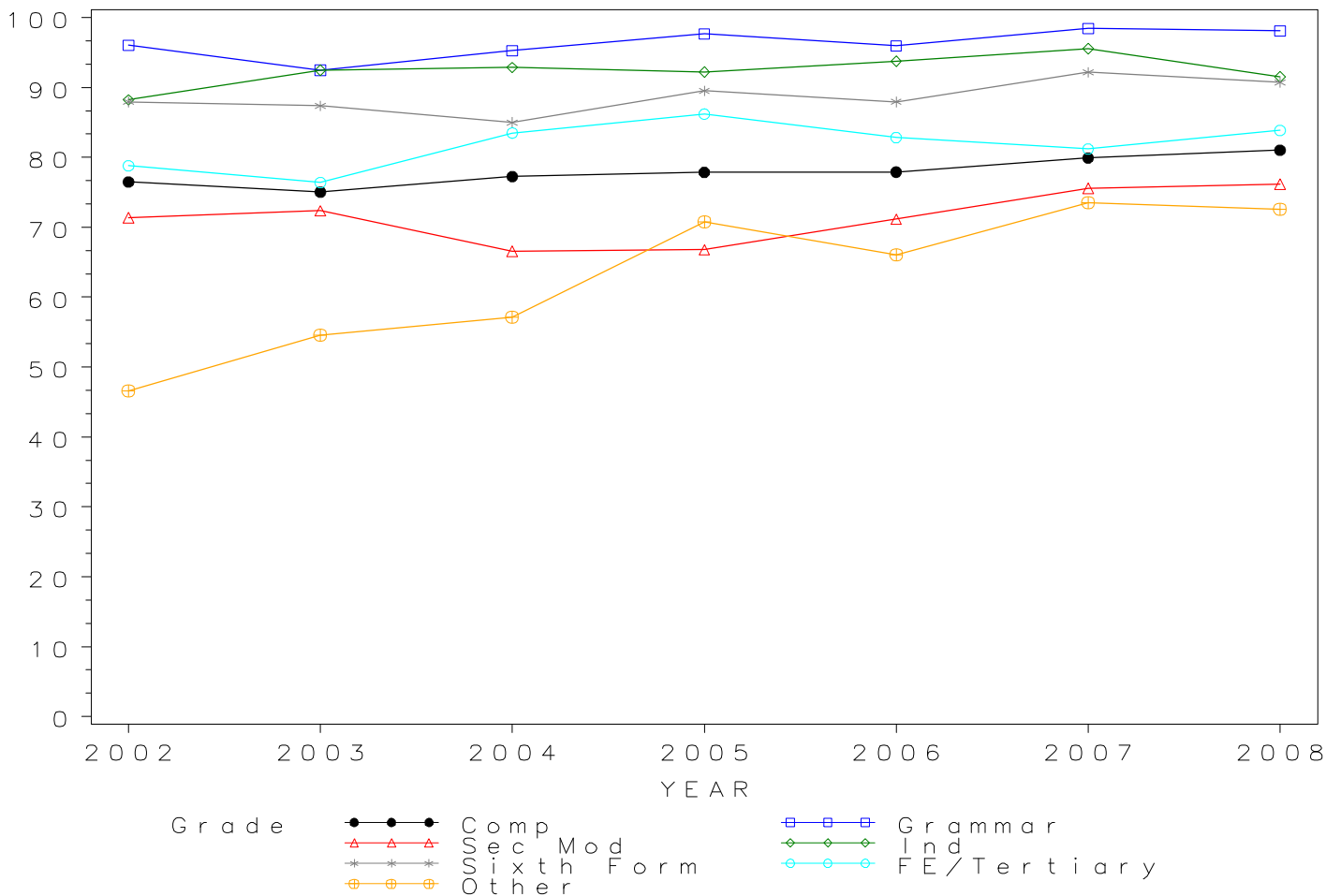
SCHTYPE	2002	2003	2004	2005	2006	2007	2008
Comprehensive	76.47	75.05	77.27	77.86	77.91	79.92	81.02
Grammar	96.02	92.47	95.27	97.66	95.95	98.45	98.12
Sec Mod	71.38	72.37	66.59	66.80	71.16	75.57	76.19
Independent	88.23	92.49	92.87	92.21	93.77	95.58	91.53
Sixth Form	87.94	87.36	85.02	89.54	87.95	92.17	90.73
FE/Tertiary	78.81	76.40	83.50	86.20	82.85	81.22	83.87
Other	46.56	54.58	57.14	70.75	66.08	73.54	72.60

*Cumulative Numbers*

SCHTYPE	2002	2003	2004	2005	2006	2007	2008
Comprehensive	28493	29742	34027	38654	46781	54109	56817
Grammar	603	651	805	836	829	890	886
Sec Mod	1167	1213	1531	1855	2783	3159	3148
Independent	802	751	1003	1030	1234	1515	1297
Sixth Form	423	484	488	505	438	471	460
FE/Tertiary	584	479	430	456	517	506	473
Other	88	143	104	237	224	303	710

**GCSE COMMUNICATION STUDIES 2002–2008**

Cumulative % at Grade D by school type



*GCSE COMMUNICATION STUDIES Grade E by school type 2002- 2008  
Cumulative Percentages*

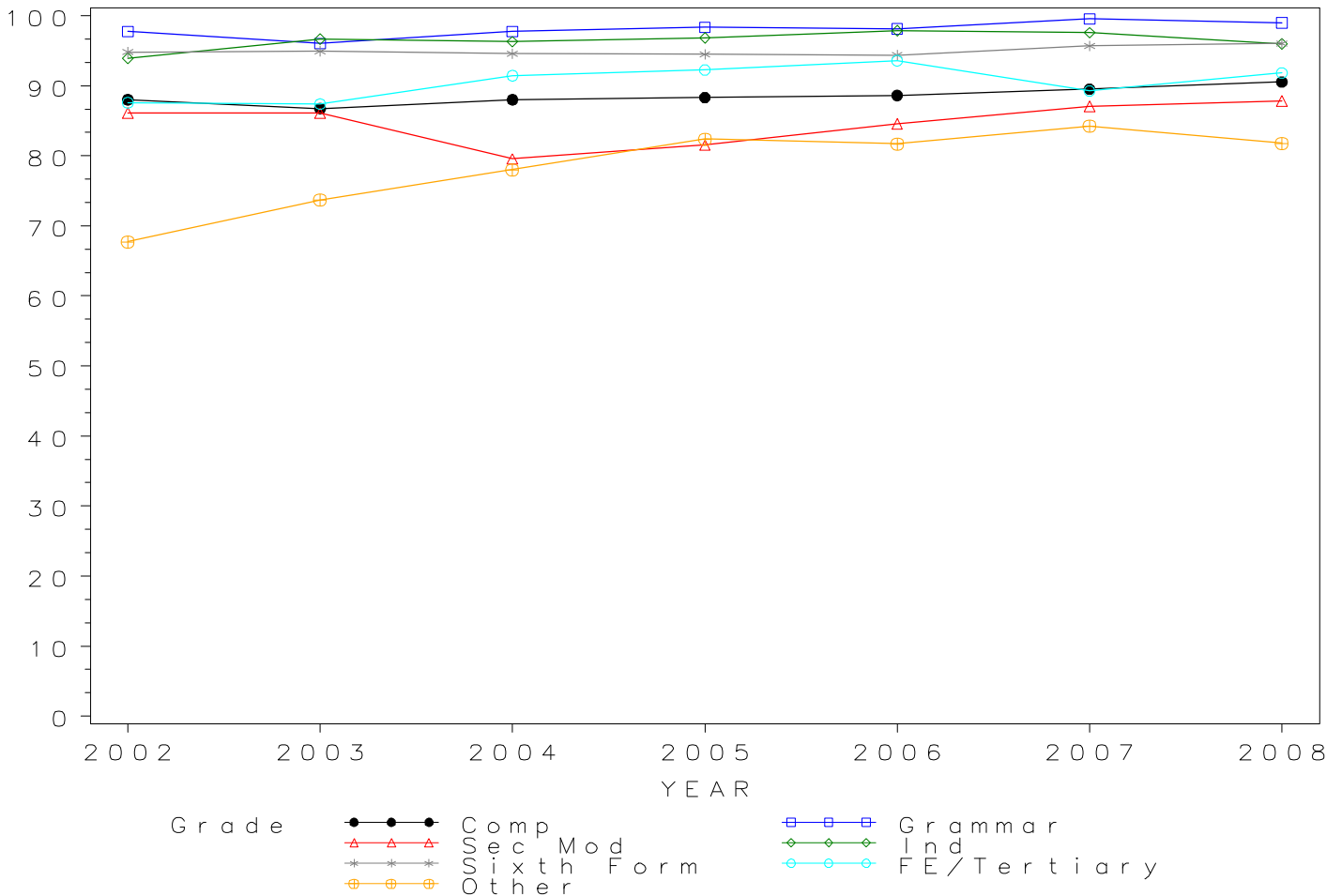
SCHTYPE	2002	2003	2004	2005	2006	2007	2008
Comprehensive	88.02	86.75	88.01	88.34	88.62	89.52	90.55
Grammar	97.77	96.02	97.75	98.36	98.15	99.56	99.00
Sec Mod	86.12	86.10	79.56	81.53	84.58	87.06	87.85
Independent	93.95	96.67	96.30	96.87	97.87	97.60	95.98
Sixth Form	94.80	94.95	94.60	94.50	94.38	95.69	96.06
FE/Tertiary	87.58	87.40	91.46	92.25	93.59	89.25	91.84
Other	67.72	73.66	78.02	82.39	81.71	84.22	81.80

*Cumulative Numbers*

SCHTYPE	2002	2003	2004	2005	2006	2007	2008
Comprehensive	32795	34379	38759	43854	53214	60608	63499
Grammar	614	676	826	842	848	900	894
Sec Mod	1408	1443	1829	2264	3308	3639	3630
Independent	854	785	1040	1082	1288	1547	1360
Sixth Form	456	526	543	533	470	489	487
FE/Tertiary	649	548	471	488	584	556	518
Other	128	193	142	276	277	347	800

**GCSE COMMUNICATION STUDIES 2002–2008**

Cumulative % at Grade E by school type



*GCSE COMMUNICATION STUDIES Grade F by school type 2002- 2008  
Cumulative Percentages*

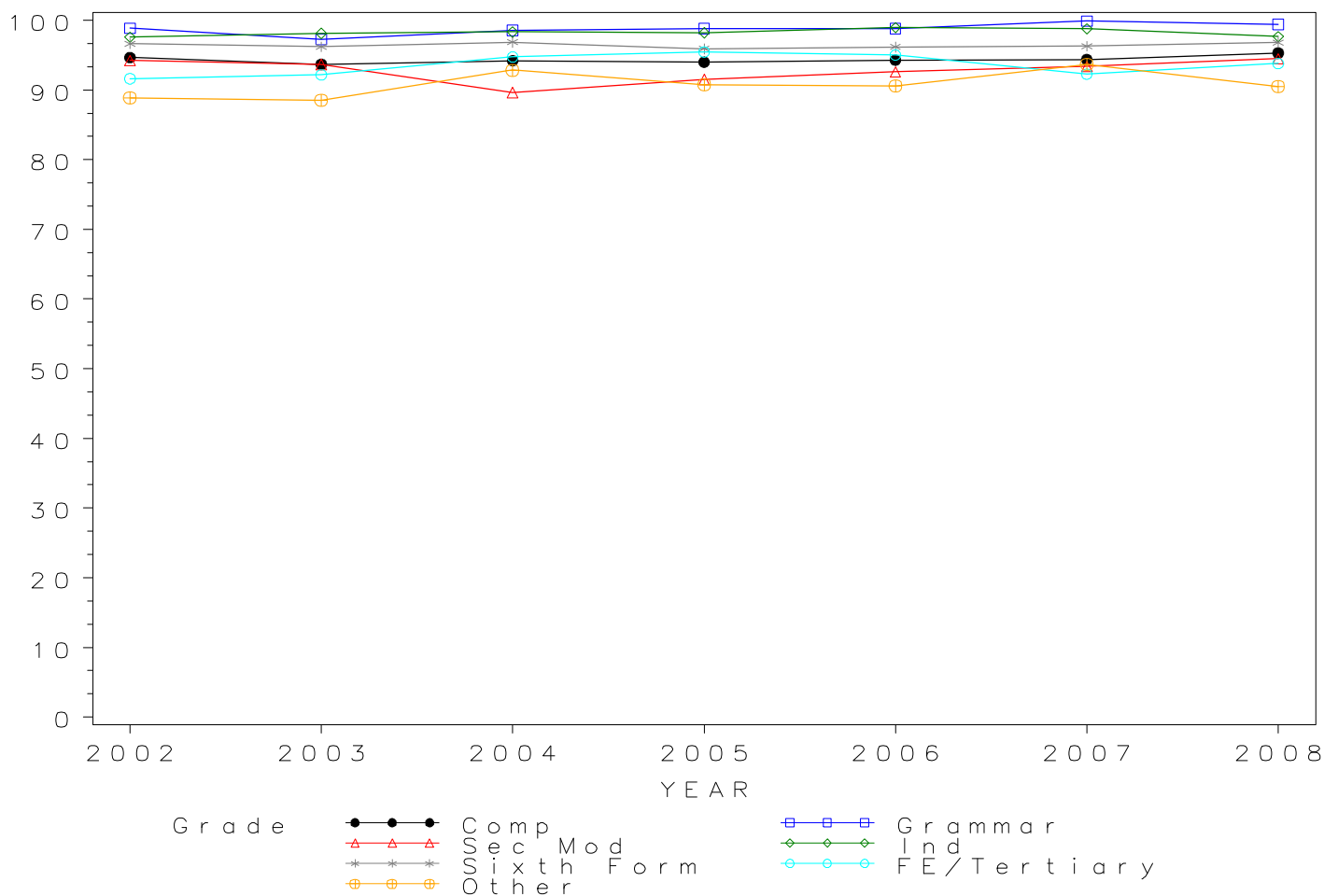
SCHTYPE	2002	2003	2004	2005	2006	2007	2008
Comprehensive	94.68	93.70	94.21	94.01	94.30	94.37	95.31
Grammar	98.89	97.30	98.58	98.83	98.84	99.89	99.45
Sec Mod	94.25	93.68	89.65	91.54	92.61	93.40	94.48
Independent	97.58	98.15	98.33	98.21	98.94	98.80	97.67
Sixth Form	96.67	96.21	96.86	95.92	96.18	96.28	96.84
FE/Tertiary	91.63	92.19	94.76	95.46	95.03	92.30	93.79
Other	88.89	88.55	92.86	90.75	90.56	93.69	90.49

*Cumulative Numbers*

SCHTYPE	2002	2003	2004	2005	2006	2007	2008
Comprehensive	35277	37132	41489	46669	56621	63894	66843
Grammar	621	685	833	846	854	903	898
Sec Mod	1541	1570	2061	2542	3622	3904	3904
Independent	887	797	1062	1097	1302	1566	1384
Sixth Form	465	533	556	541	479	492	491
FE/Tertiary	679	578	488	505	593	575	529
Other	168	232	169	304	307	386	885

**GCSE COMMUNICATION STUDIES 2002–2008**

Cumulative % at Grade F by school type



*GCSE COMMUNICATION STUDIES Grade G by school type 2002- 2008  
Cumulative Percentages*

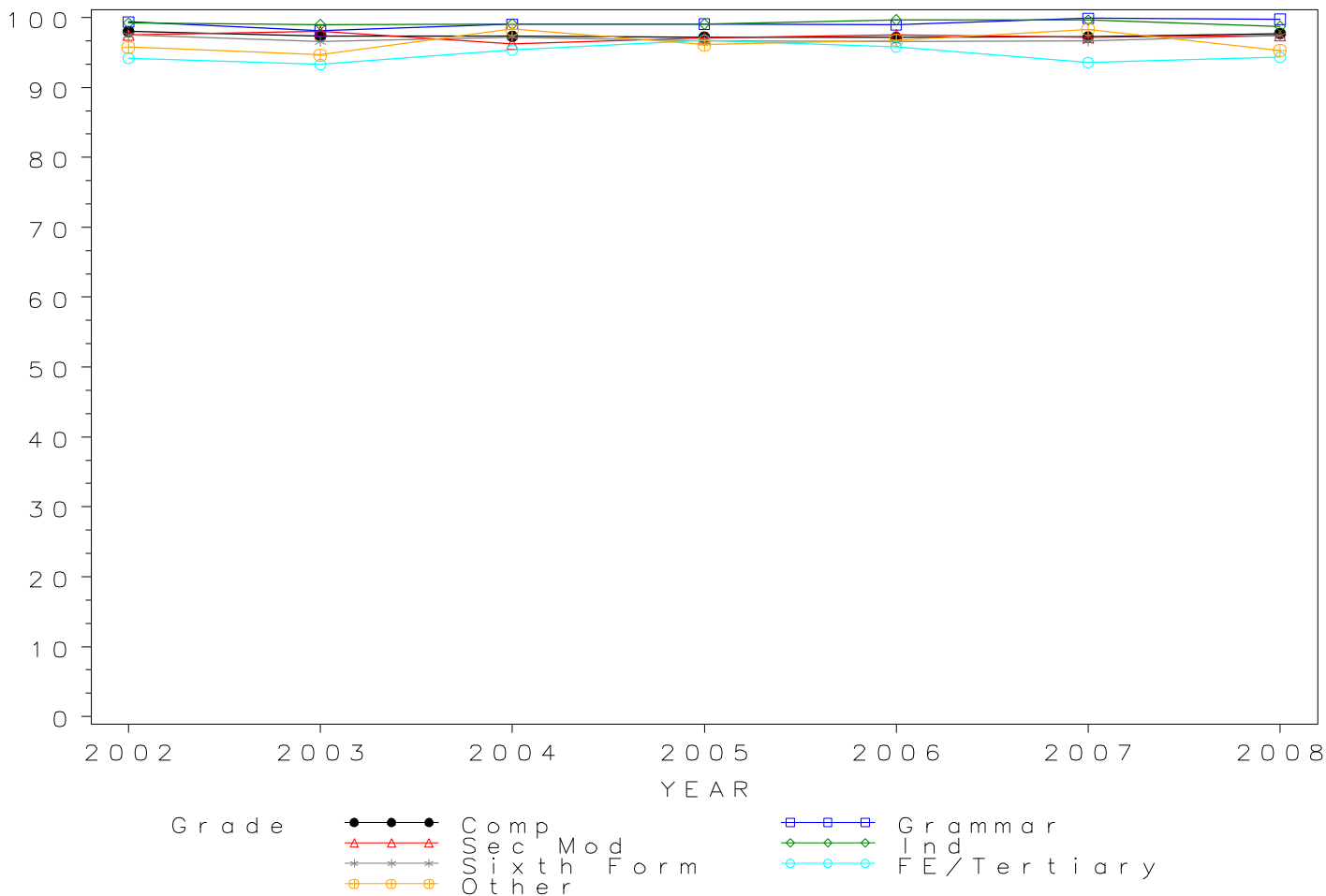
SCHTYPE	2002	2003	2004	2005	2006	2007	2008
Comprehensive	98.00	97.36	97.33	97.21	97.14	97.22	97.73
Grammar	99.36	98.15	99.05	99.07	98.96	99.89	99.78
Sec Mod	97.55	98.03	96.26	97.12	97.55	97.15	97.41
Independent	99.23	99.01	99.07	99.10	99.70	99.62	98.73
Sixth Form	97.51	96.57	97.21	96.63	96.59	96.67	97.44
FE/Tertiary	94.20	93.30	95.34	96.79	95.83	93.58	94.33
Other	95.77	94.66	98.35	96.12	96.76	98.30	95.30

*Cumulative Numbers*

SCHTYPE	2002	2003	2004	2005	2006	2007	2008
Comprehensive	36515	38582	42860	48262	58329	65821	68537
Grammar	624	691	837	848	855	903	901
Sec Mod	1595	1643	2213	2697	3815	4061	4025
Independent	902	804	1070	1107	1312	1579	1399
Sixth Form	469	535	558	545	481	494	494
FE/Tertiary	698	585	491	512	598	583	532
Other	181	248	179	322	328	405	932

**GCSE COMMUNICATION STUDIES 2002–2008**

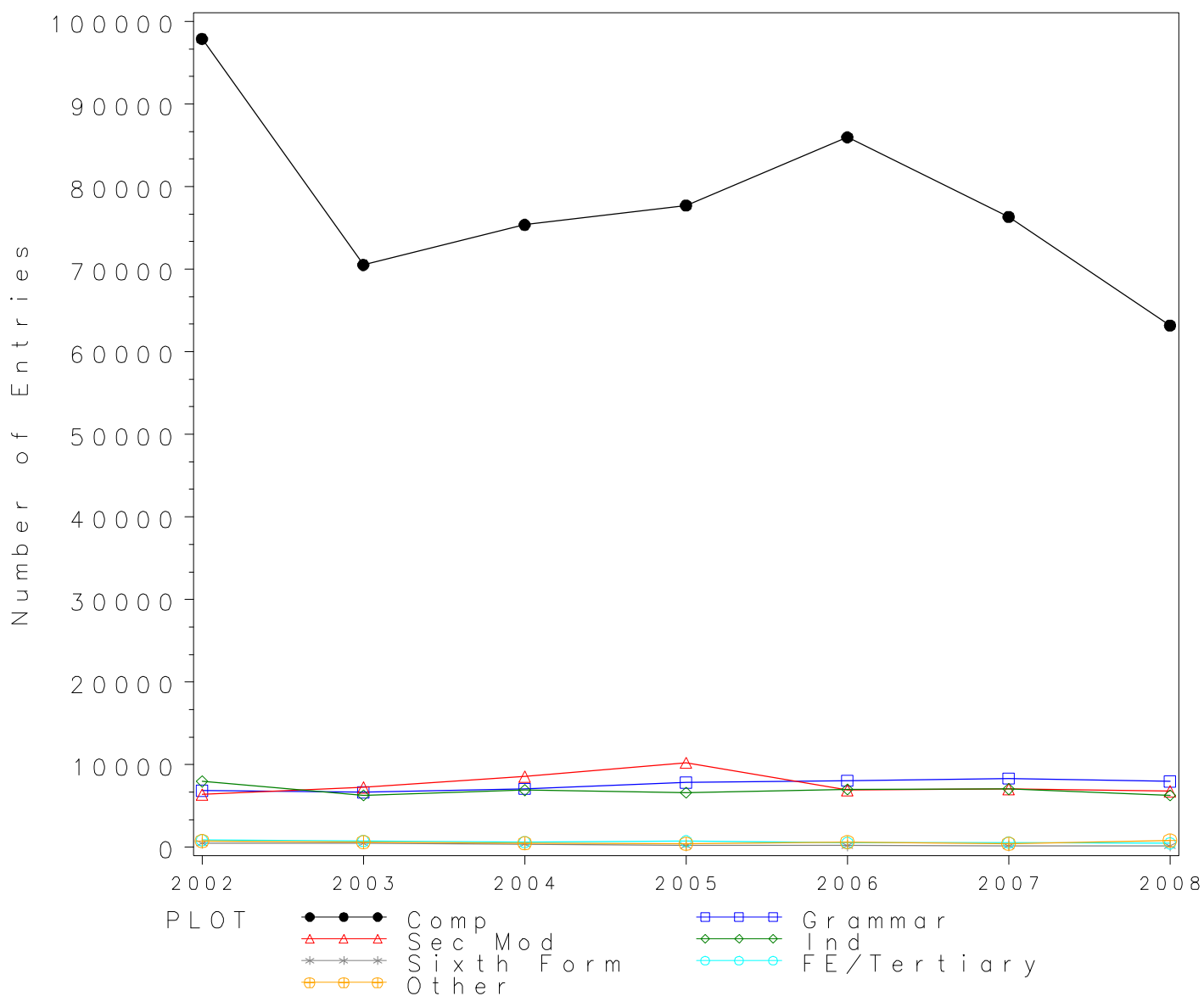
Cumulative % at Grade G by school type



*Numbers of GCSE entries in COMPUTING/INFORMATION by school type 2002- 2008*

SCHTYPE	2002	2003	2004	2005	2006	2007	2008
Comprehensive	97882	70515	75369	77718	85967	76343	63184
Grammar	6850	6668	7074	7820	8061	8337	7974
Sec Mod	6408	7259	8545	10242	6918	7039	6780
Independent	7962	6282	6908	6620	7016	7040	6296
Sixth Form	508	473	357	211	209	180	167
FE/Tertiary	859	776	642	731	536	581	474
Other	762	616	518	433	617	410	818

GCSE COMPUTING/INFORMATION Entries by school type 2002–2008



*GCSE COMPUTING/INFORMATION Grade A\* by school type 2002- 2008  
Cumulative Percentages*

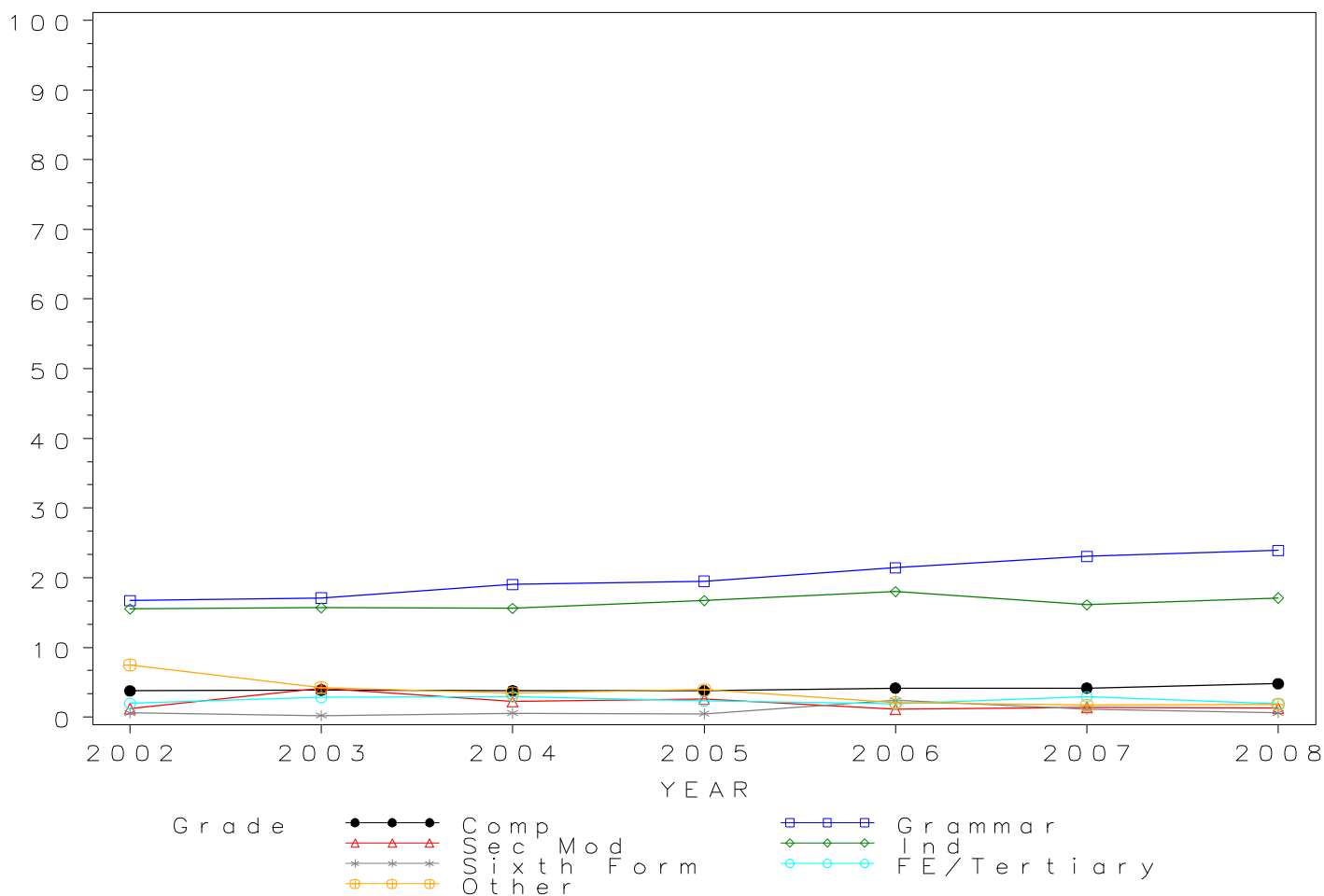
SCHTYPE	2002	2003	2004	2005	2006	2007	2008
Comprehensive	3.78	3.90	3.79	3.76	4.17	4.16	4.80
Grammar	16.73	17.11	19.04	19.50	21.45	23.07	23.93
Sec Mod	1.22	4.11	2.20	2.57	1.16	1.39	1.28
Independent	15.51	15.70	15.61	16.71	18.00	16.09	17.11
Sixth Form	0.59	0.21	0.56	0.47	2.39	1.11	0.60
FE/Tertiary	1.98	2.84	2.96	2.33	1.87	2.93	1.90
Other	7.48	4.22	3.47	3.93	2.11	1.71	1.83

*Cumulative Numbers*

SCHTYPE	2002	2003	2004	2005	2006	2007	2008
Comprehensive	3701	2750	2856	2926	3585	3178	3032
Grammar	1146	1141	1347	1525	1729	1923	1908
Sec Mod	78	298	188	263	80	98	87
Independent	1235	986	1078	1106	1263	1133	1077
Sixth Form	3	1	2	1	5	2	1
FE/Tertiary	17	22	19	17	10	17	9
Other	57	26	18	17	13	7	15

**GCSE COMPUTING/INFORMATION 2002–2008**

Cumulative % at Grade A\* by school type



*GCSE COMPUTING/INFORMATION Grade A by school type 2002- 2008  
Cumulative Percentages*

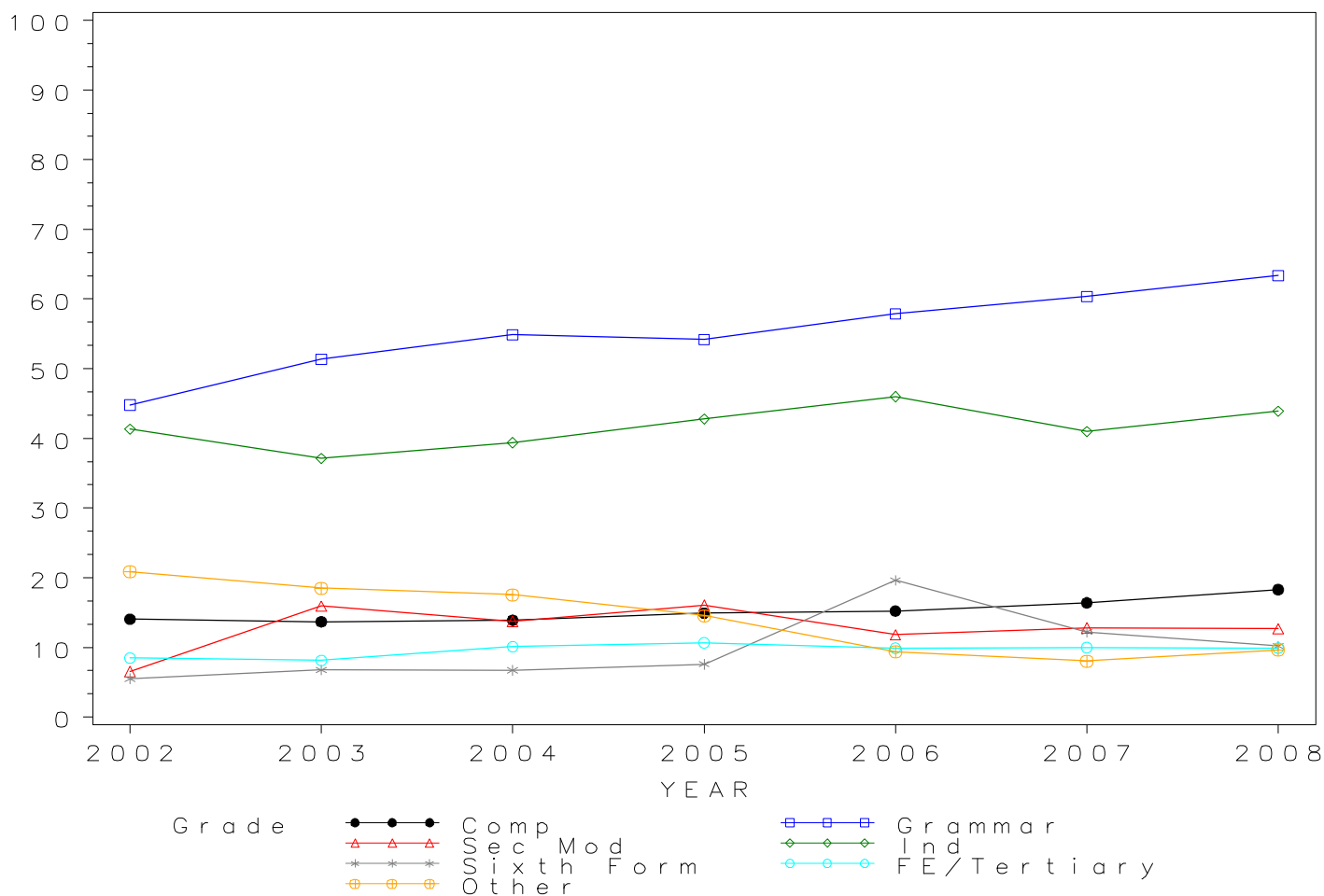
SCHTYPE	2002	2003	2004	2005	2006	2007	2008
Comprehensive	14.06	13.69	13.91	14.92	15.23	16.40	18.29
Grammar	44.82	51.36	54.86	54.19	57.86	60.36	63.38
Sec Mod	6.54	15.95	13.77	16.07	11.81	12.80	12.70
Independent	41.32	37.11	39.40	42.79	45.99	40.99	43.90
Sixth Form	5.51	6.77	6.72	7.58	19.62	12.22	10.18
FE/Tertiary	8.50	8.12	10.12	10.67	9.89	9.98	9.92
Other	20.87	18.51	17.57	14.55	9.40	8.05	9.66

*Cumulative Numbers*

SCHTYPE	2002	2003	2004	2005	2006	2007	2008
Comprehensive	13763	9651	10485	11592	13091	12522	11557
Grammar	3070	3425	3881	4238	4664	5032	5054
Sec Mod	419	1158	1177	1646	817	901	861
Independent	3290	2331	2722	2833	3227	2886	2764
Sixth Form	28	32	24	16	41	22	17
FE/Tertiary	73	63	65	78	53	58	47
Other	159	114	91	63	58	33	79

**GCSE COMPUTING/INFORMATION 2002–2008**

Cumulative % at Grade A by school type



*GCSE COMPUTING/INFORMATION Grade B by school type 2002- 2008  
Cumulative Percentages*

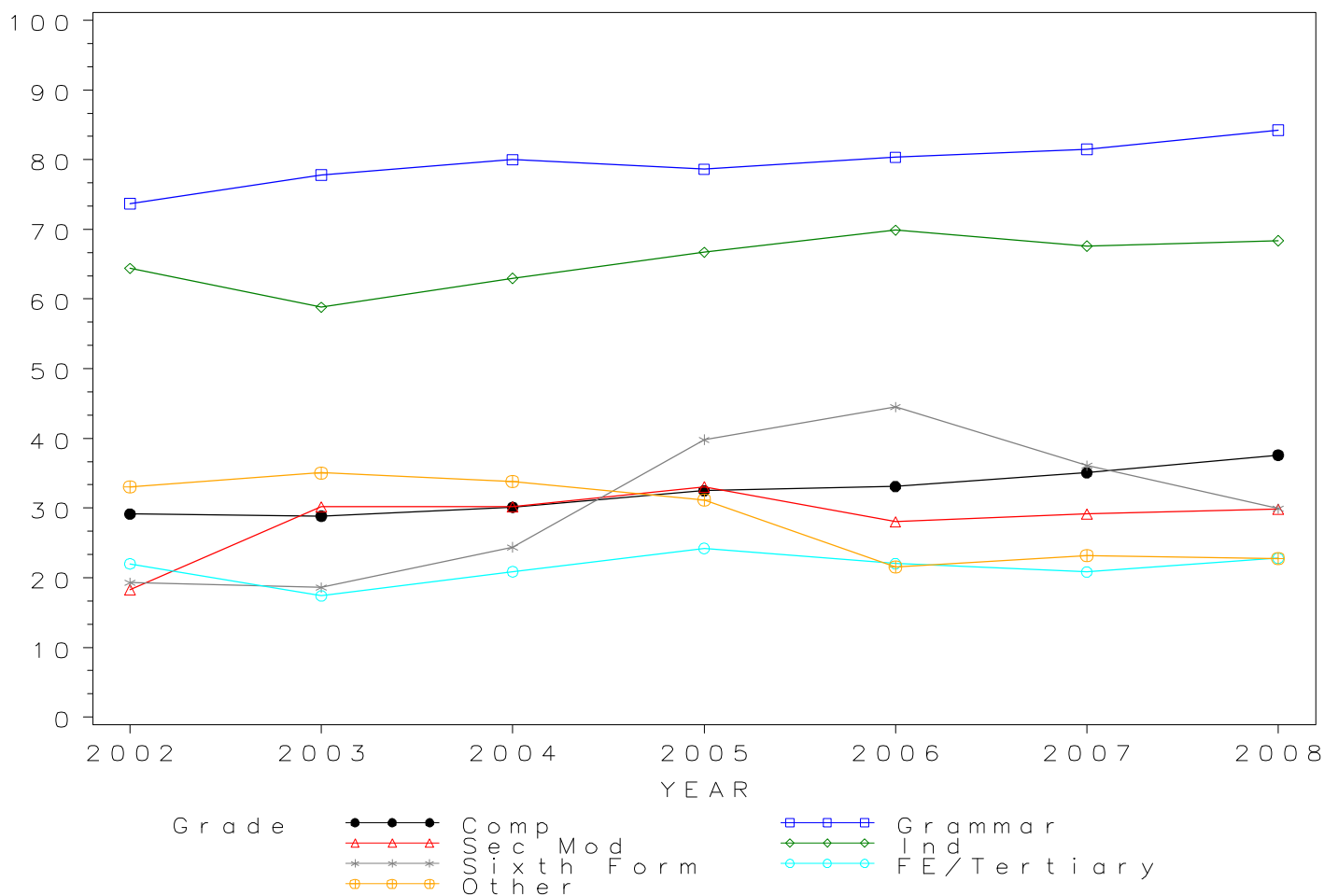
SCHTYPE	2002	2003	2004	2005	2006	2007	2008
Comprehensive	29.13	28.85	30.11	32.50	33.08	35.08	37.60
Grammar	73.69	77.83	79.98	78.64	80.34	81.52	84.25
Sec Mod	18.29	30.20	30.16	33.07	28.03	29.14	29.84
Independent	64.39	58.80	63.00	66.71	69.90	67.60	68.39
Sixth Form	19.29	18.60	24.37	39.81	44.50	36.11	29.94
FE/Tertiary	22.00	17.40	20.87	24.21	22.01	20.83	22.78
Other	33.07	35.06	33.78	31.18	21.56	23.17	22.74

*Cumulative Numbers*

SCHTYPE	2002	2003	2004	2005	2006	2007	2008
Comprehensive	28513	20347	22696	25262	28436	26780	23757
Grammar	5048	5190	5658	6150	6476	6796	6718
Sec Mod	1172	2192	2577	3387	1939	2051	2023
Independent	5127	3694	4352	4416	4904	4759	4306
Sixth Form	98	88	87	84	93	65	50
FE/Tertiary	189	135	134	177	118	121	108
Other	252	216	175	135	133	95	186

**GCSE COMPUTING/INFORMATION 2002–2008**

Cumulative % at Grade B by school type





*GCSE COMPUTING/INFORMATION Grade C by school type 2002- 2008  
Cumulative Percentages*

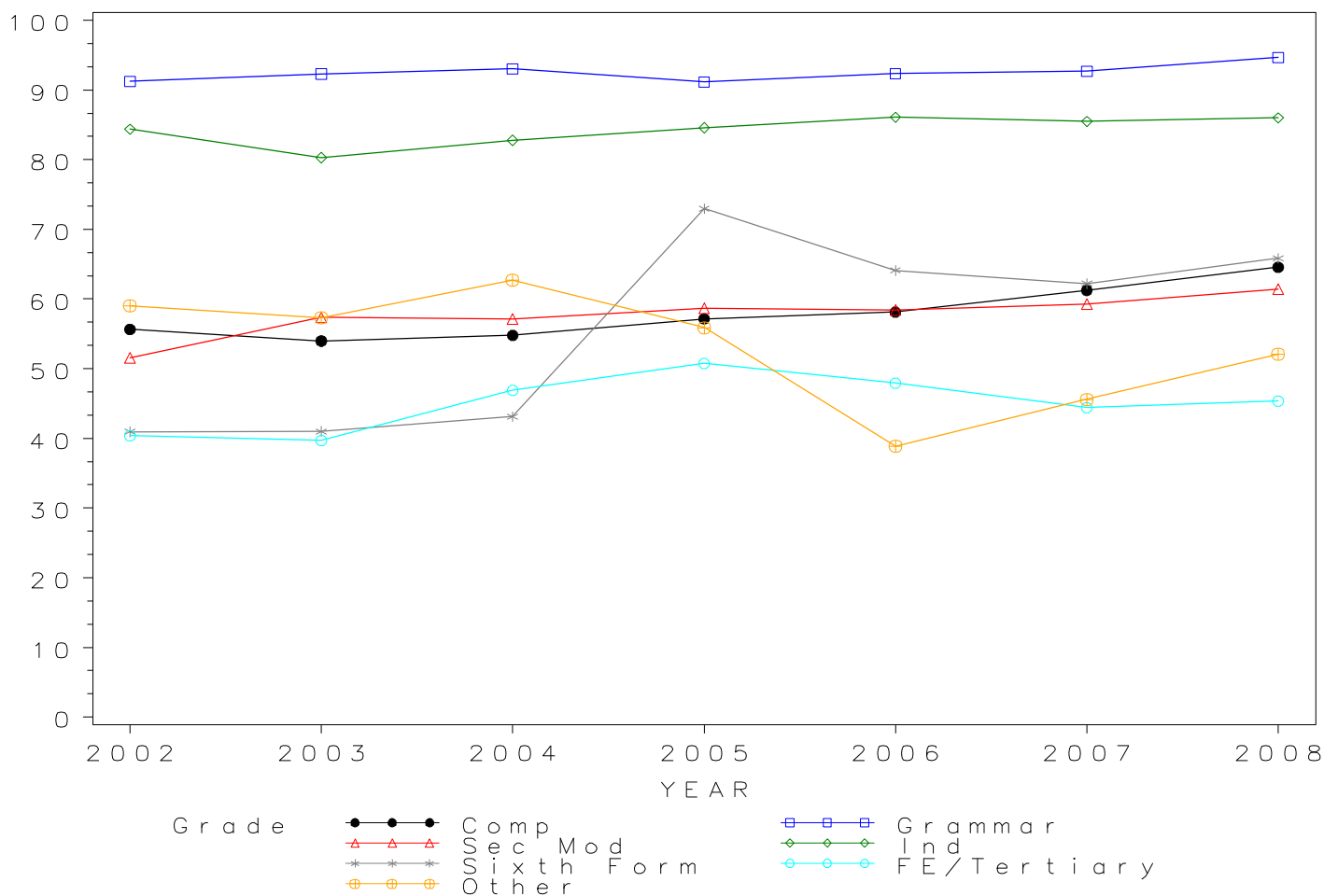
SCHTYPE	2002	2003	2004	2005	2006	2007	2008
Comprehensive	55.66	53.99	54.79	57.16	58.14	61.25	64.57
Grammar	91.23	92.29	93.02	91.14	92.36	92.71	94.66
Sec Mod	51.56	57.36	57.16	58.70	58.43	59.28	61.45
Independent	84.38	80.29	82.80	84.61	86.10	85.50	86.01
Sixth Form	40.94	41.01	43.14	72.99	64.11	62.22	65.87
FE/Tertiary	40.40	39.69	46.88	50.75	47.95	44.41	45.36
Other	59.06	57.31	62.74	55.89	38.90	45.61	52.08

*Cumulative Numbers*

SCHTYPE	2002	2003	2004	2005	2006	2007	2008
Comprehensive	54477	38068	41295	44427	49983	46761	40796
Grammar	6249	6154	6580	7127	7445	7729	7548
Sec Mod	3304	4164	4884	6012	4042	4173	4166
Independent	6718	5044	5720	5601	6041	6019	5415
Sixth Form	208	194	154	154	134	112	110
FE/Tertiary	347	308	301	371	257	258	215
Other	450	353	325	242	240	187	426

**GCSE COMPUTING/INFORMATION 2002–2008**

Cumulative % at Grade C by school type



*GCSE COMPUTING/INFORMATION Grade D by school type 2002- 2008  
Cumulative Percentages*

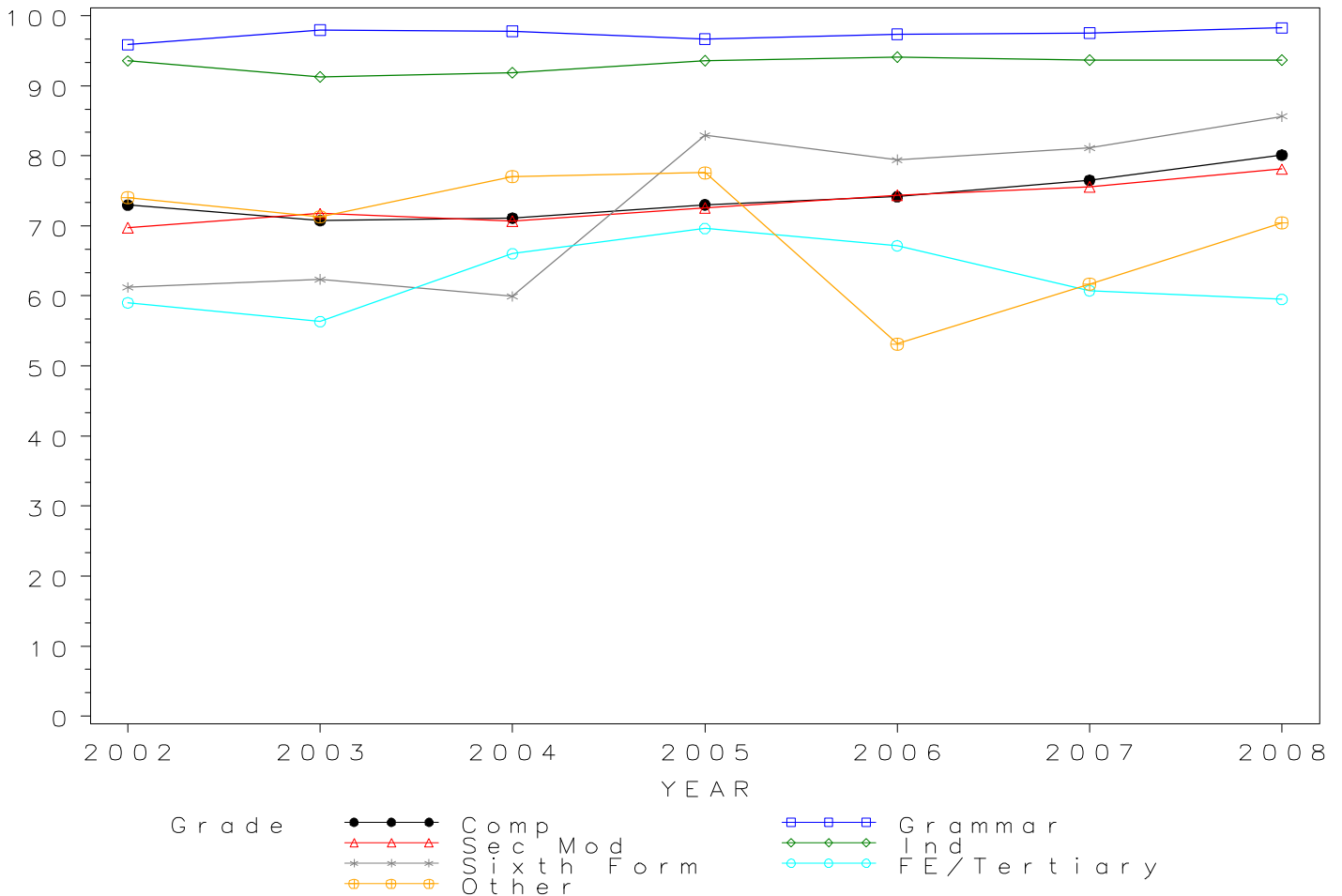
SCHTYPE	2002	2003	2004	2005	2006	2007	2008
Comprehensive	72.97	70.76	71.11	73.01	74.16	76.51	80.11
Grammar	95.88	97.98	97.78	96.66	97.36	97.54	98.26
Sec Mod	69.74	71.76	70.70	72.60	74.39	75.58	78.11
Independent	93.53	91.29	91.89	93.60	94.10	93.69	93.69
Sixth Form	61.22	62.37	59.94	82.94	79.43	81.11	85.63
FE/Tertiary	59.02	56.31	66.04	69.63	67.16	60.76	59.49
Other	74.02	71.27	77.03	77.60	53.16	61.71	70.42

*Cumulative Numbers*

SCHTYPE	2002	2003	2004	2005	2006	2007	2008
Comprehensive	71421	49898	53598	56744	63749	58411	50619
Grammar	6568	6533	6917	7559	7848	8132	7835
Sec Mod	4469	5209	6041	7436	5146	5320	5296
Independent	7447	5735	6348	6196	6602	6596	5899
Sixth Form	311	295	214	175	166	146	143
FE/Tertiary	507	437	424	509	360	353	282
Other	564	439	399	336	328	253	576

**GCSE COMPUTING/INFORMATION 2002–2008**

Cumulative % at Grade D by school type



*GCSE COMPUTING/INFORMATION Grade E by school type 2002- 2008  
Cumulative Percentages*

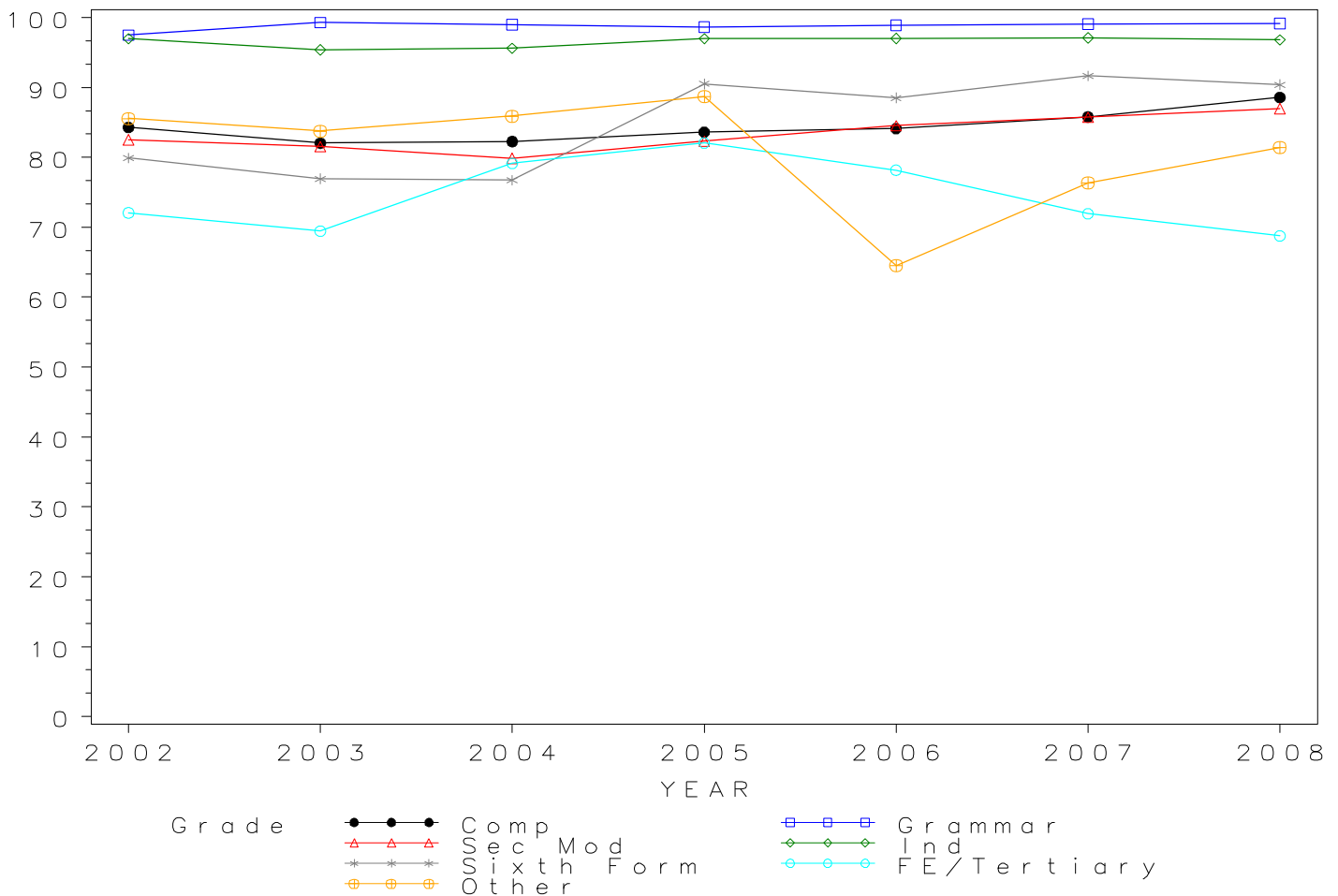
SCHTYPE	2002	2003	2004	2005	2006	2007	2008
Comprehensive	84.31	82.04	82.27	83.60	84.12	85.80	88.56
Grammar	97.49	99.30	99.00	98.67	98.91	99.09	99.16
Sec Mod	82.54	81.53	79.89	82.30	84.55	85.75	86.99
Independent	96.99	95.40	95.60	96.99	97.01	97.10	96.81
Sixth Form	79.92	76.96	76.75	90.52	88.52	91.67	90.42
FE/Tertiary	72.06	69.46	79.13	82.08	78.17	71.94	68.78
Other	85.56	83.77	85.91	88.68	64.51	76.34	81.42

*Cumulative Numbers*

SCHTYPE	2002	2003	2004	2005	2006	2007	2008
Comprehensive	82520	57850	62005	64972	72315	65502	55956
Grammar	6678	6621	7003	7716	7973	8261	7907
Sec Mod	5289	5918	6827	8429	5849	6036	5898
Independent	7722	5993	6604	6421	6806	6836	6095
Sixth Form	406	364	274	191	185	165	151
FE/Tertiary	619	539	508	600	419	418	326
Other	652	516	445	384	398	313	666

**GCSE COMPUTING/INFORMATION 2002–2008**

Cumulative % at Grade E by school type



*GCSE COMPUTING/INFORMATION Grade F by school type 2002- 2008  
Cumulative Percentages*

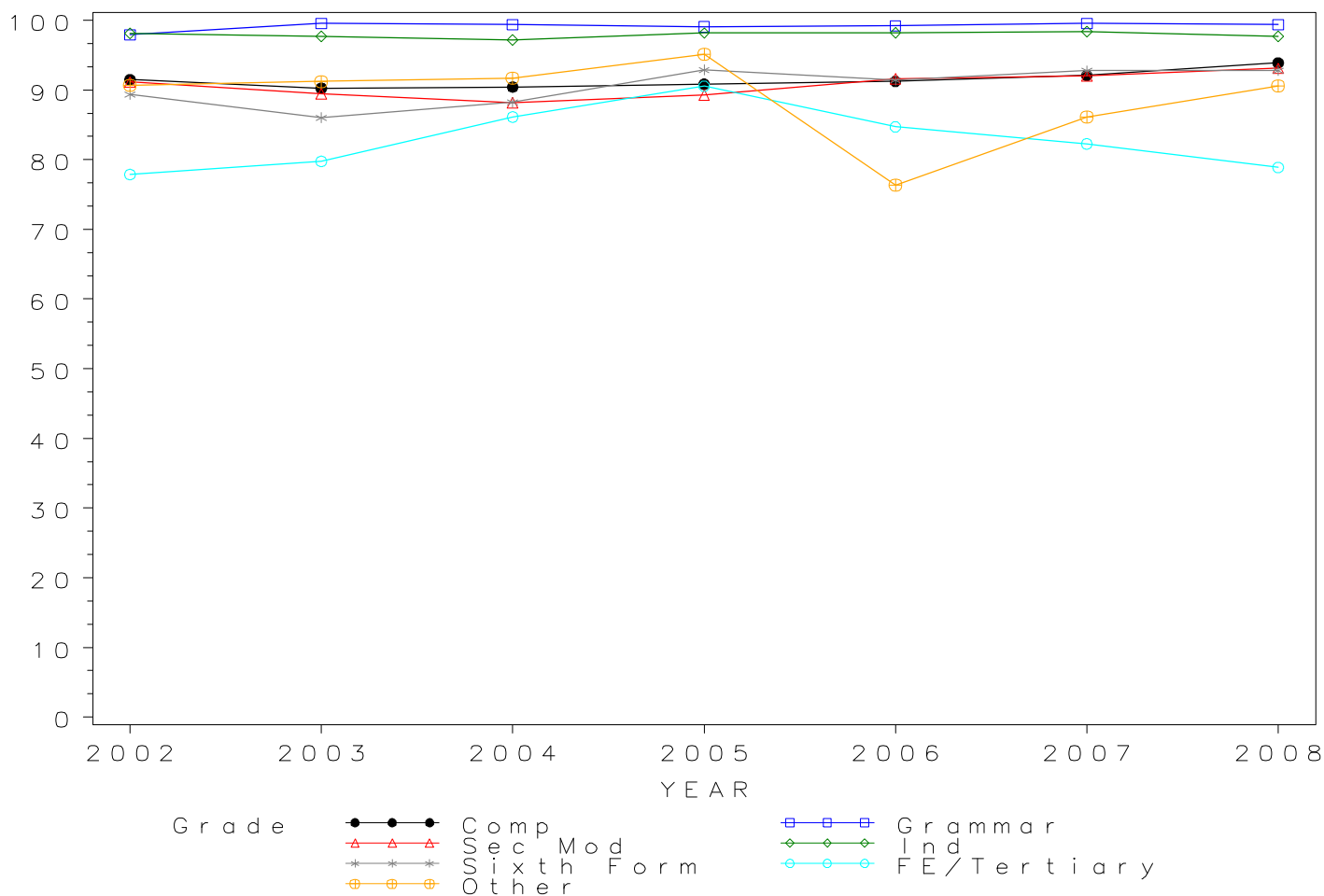
SCHTYPE	2002	2003	2004	2005	2006	2007	2008
Comprehensive	91.48	90.26	90.44	90.84	91.23	92.09	93.89
Grammar	97.91	99.55	99.38	99.07	99.21	99.54	99.37
Sec Mod	91.14	89.49	88.20	89.32	91.60	92.03	93.13
Independent	98.15	97.71	97.21	98.20	98.20	98.39	97.70
Sixth Form	89.37	86.05	88.24	92.89	91.39	92.78	92.81
FE/Tertiary	77.88	79.77	86.14	90.56	84.70	82.27	78.90
Other	90.68	91.23	91.70	95.15	76.34	86.10	90.59

*Cumulative Numbers*

SCHTYPE	2002	2003	2004	2005	2006	2007	2008
Comprehensive	89540	63649	68160	70599	78427	70304	59326
Grammar	6707	6638	7030	7747	7997	8299	7924
Sec Mod	5840	6496	7537	9148	6337	6478	6314
Independent	7815	6138	6715	6501	6890	6927	6151
Sixth Form	454	407	315	196	191	167	155
FE/Tertiary	669	619	553	662	454	478	374
Other	691	562	475	412	471	353	741

**GCSE COMPUTING/INFORMATION 2002–2008**

Cumulative % at Grade F by school type



*GCSE COMPUTING/INFORMATION Grade G by school type 2002- 2008  
Cumulative Percentages*

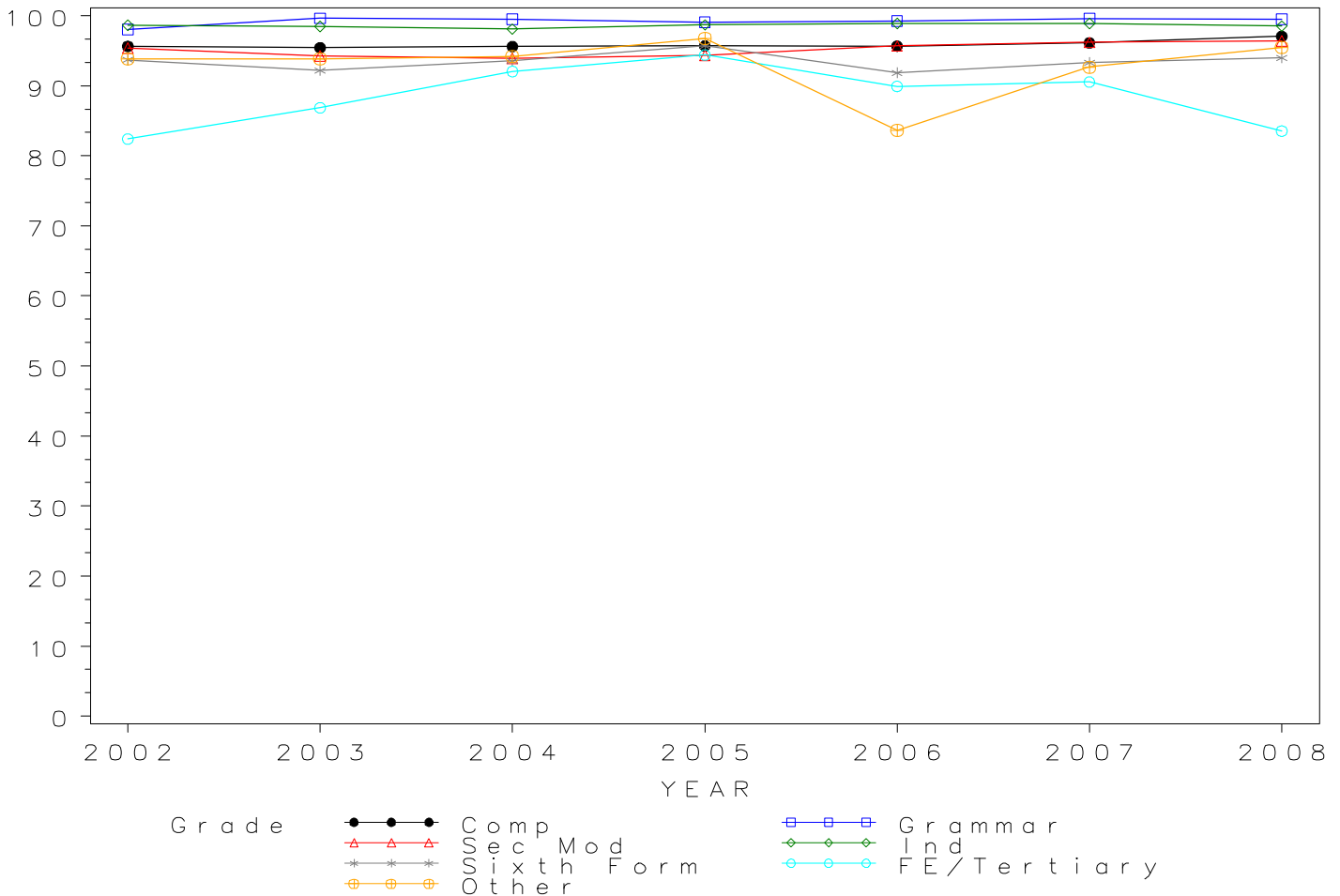
SCHTYPE	2002	2003	2004	2005	2006	2007	2008
Comprehensive	95.64	95.43	95.62	95.69	95.66	96.15	97.08
Grammar	98.04	99.63	99.53	99.09	99.27	99.60	99.52
Sec Mod	95.41	94.30	93.94	94.39	95.71	96.22	96.43
Independent	98.64	98.50	98.10	98.70	98.90	98.91	98.51
Sixth Form	93.70	92.18	93.56	95.73	91.87	93.33	94.01
FE/Tertiary	82.42	86.86	92.06	94.39	89.93	90.53	83.54
Other	93.83	93.83	94.21	96.77	83.63	92.68	95.48

*Cumulative Numbers*

SCHTYPE	2002	2003	2004	2005	2006	2007	2008
Comprehensive	93613	67291	72070	74370	82240	73400	61340
Grammar	6716	6643	7041	7749	8002	8304	7936
Sec Mod	6114	6845	8027	9667	6621	6773	6538
Independent	7854	6188	6777	6534	6939	6963	6202
Sixth Form	476	436	334	202	192	168	157
FE/Tertiary	708	674	591	690	482	526	396
Other	715	578	488	419	516	380	781

**GCSE COMPUTING/INFORMATION 2002–2008**

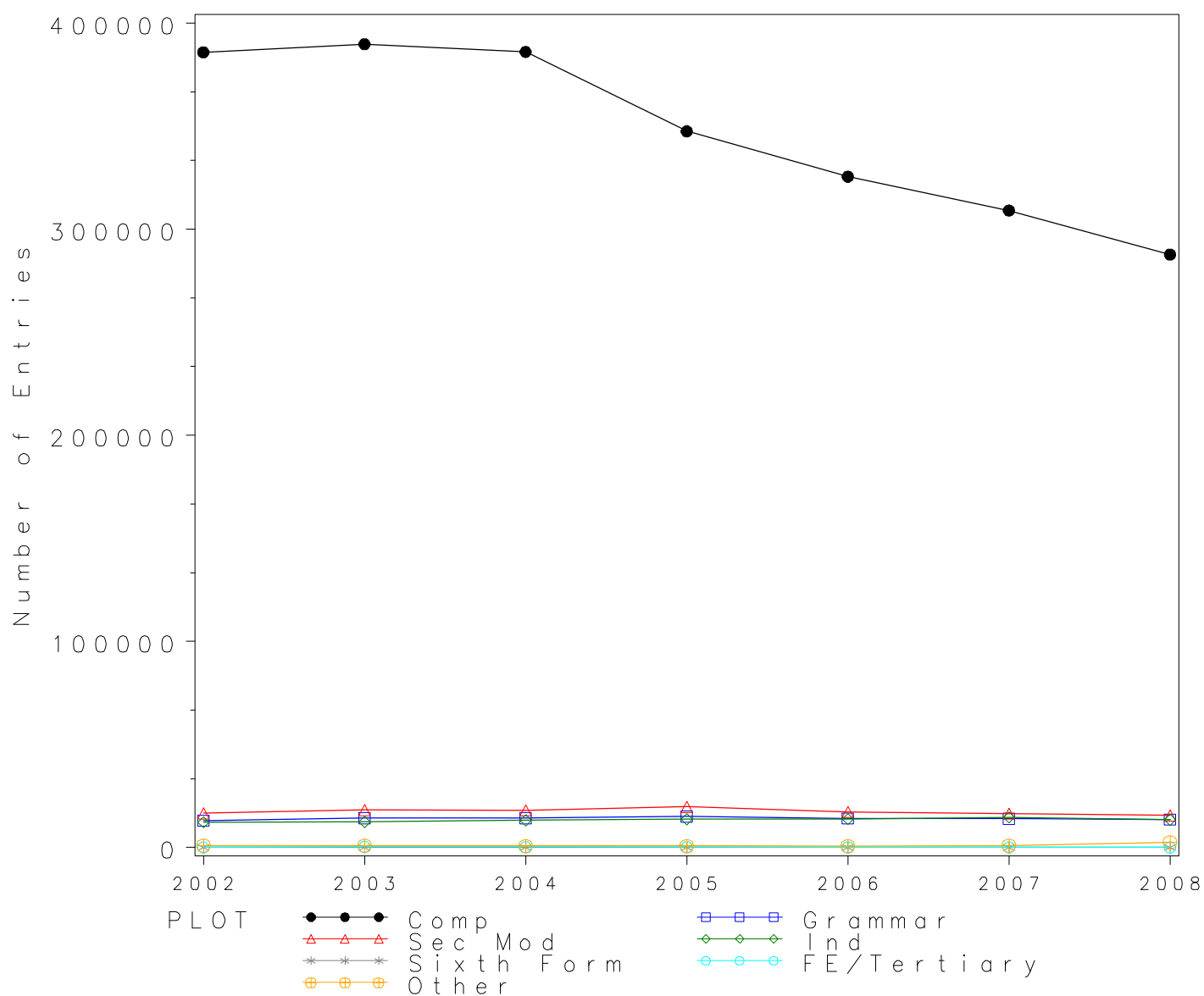
Cumulative % at Grade G by school type



*Numbers of GCSE entries in DESIGN AND TECHNOLOGY by school type 2002- 2008*

SCHTYPE	2002	2003	2004	2005	2006	2007	2008
Comprehensive	385803	389772	386029	347506	325461	309068	287724
Grammar	13027	14206	14213	15024	14103	13987	13590
Sec Mod	16603	18191	18052	19820	17224	16473	15549
Independent	12315	12458	13195	13755	13838	14680	13451
Sixth Form	35	14	7	0	33	6	8
FE/Tertiary	45	332	237	151	59	32	24
Other	810	1016	784	768	726	814	2495

GCSE DESIGN AND TECHNOLOGY Entries by school type 2002–2008



*GCSE DESIGN AND TECHNOLOGY Grade A\* by school type 2002- 2008  
Cumulative Percentages*

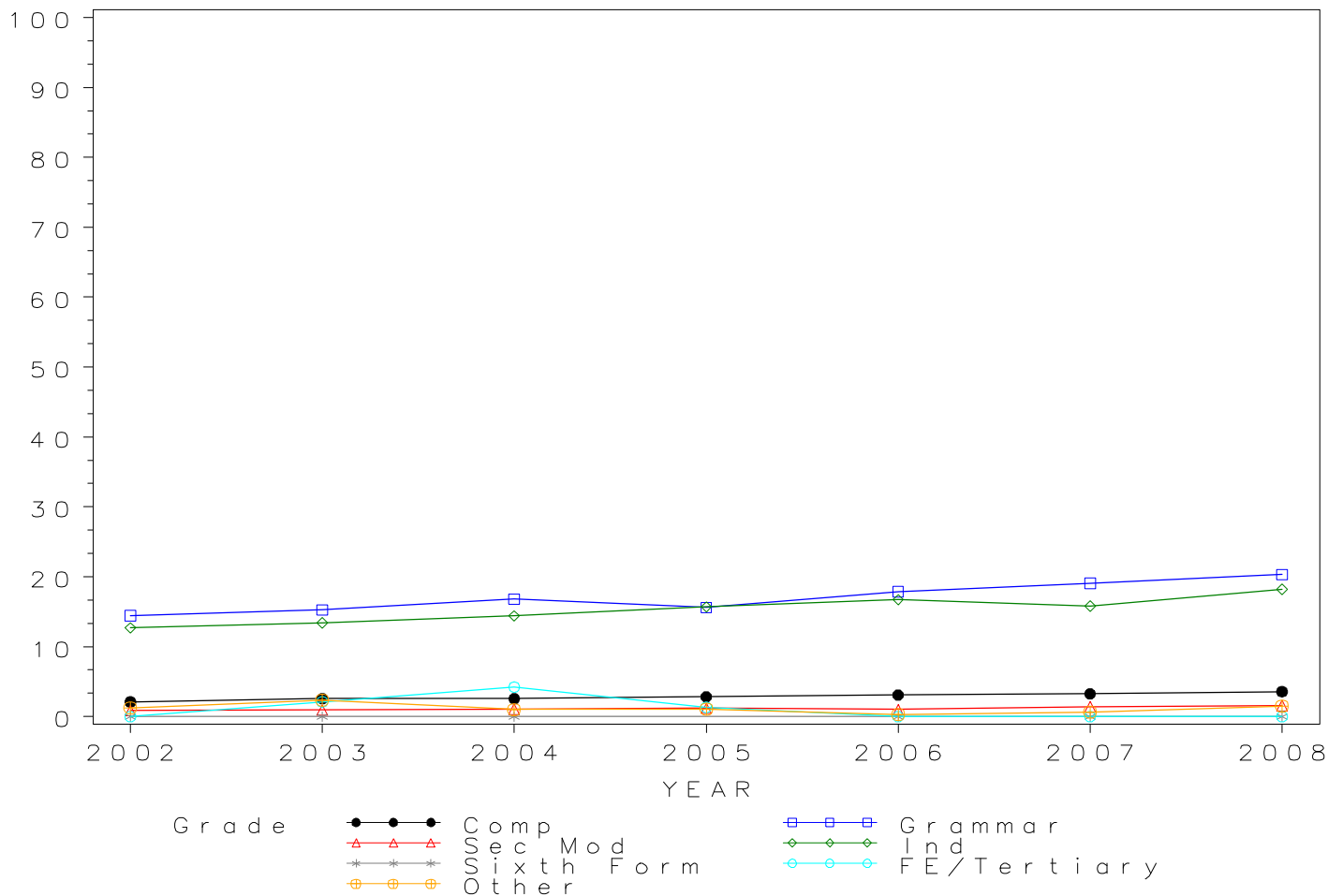
SCHTYPE	2002	2003	2004	2005	2006	2007	2008
Comprehensive	2.09	2.56	2.54	2.81	3.08	3.26	3.57
Grammar	14.44	15.27	16.80	15.61	17.88	19.06	20.31
Sec Mod	0.83	0.95	1.04	1.19	1.00	1.43	1.58
Independent	12.70	13.40	14.40	15.70	16.70	15.80	18.20
Sixth Form	0.00	0.00	0.00	.	0.00	0.00	0.00
FE/Tertiary	0.00	2.11	4.22	1.32	0.00	0.00	0.00
Other	1.23	2.36	1.02	1.04	0.28	0.61	1.48

*Cumulative Numbers*

SCHTYPE	2002	2003	2004	2005	2006	2007	2008
Comprehensive	8052	9968	9817	9780	10008	10078	10260
Grammar	1881	2169	2388	2345	2522	2666	2760
Sec Mod	138	173	188	235	172	235	245
Independent	1564	1669	1900	2160	2311	2319	2448
Sixth Form	0	0	0	0	0	0	0
FE/Tertiary	0	7	10	2	0	0	0
Other	10	24	8	8	2	5	37

**GCSE DESIGN AND TECHNOLOGY 2002—2008**

Cumulative % at Grade A\* by school type



*GCSE DESIGN AND TECHNOLOGY Grade A by school type 2002- 2008  
Cumulative Percentages*

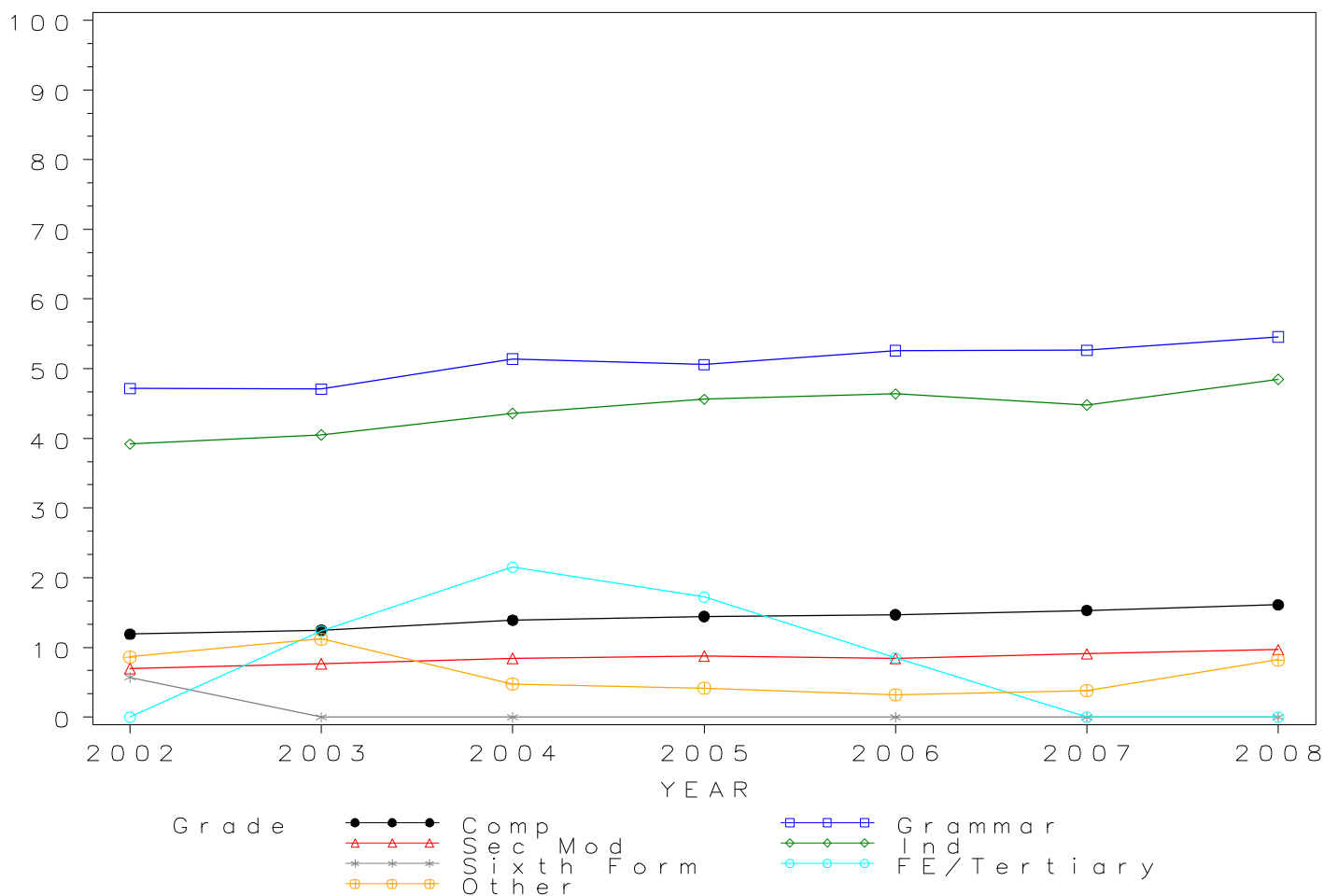
SCHTYPE	2002	2003	2004	2005	2006	2007	2008
Comprehensive	11.89	12.47	13.92	14.44	14.70	15.32	16.10
Grammar	47.16	47.07	51.40	50.61	52.58	52.66	54.55
Sec Mod	6.98	7.66	8.43	8.76	8.42	9.09	9.70
Independent	39.20	40.50	43.60	45.60	46.40	44.80	48.50
Sixth Form	5.71	0.00	0.00	.	0.00	0.00	0.00
FE/Tertiary	0.00	12.35	21.52	17.22	8.47	0.00	0.00
Other	8.64	11.22	4.72	4.17	3.17	3.81	8.22

*Cumulative Numbers*

SCHTYPE	2002	2003	2004	2005	2006	2007	2008
Comprehensive	45872	48615	53716	50195	47843	47347	46314
Grammar	6143	6687	7306	7603	7416	7366	7414
Sec Mod	1159	1394	1521	1737	1451	1498	1508
Independent	4827	5045	5753	6272	6421	6577	6524
Sixth Form	2	0	0	0	0	0	0
FE/Tertiary	0	41	51	26	5	0	0
Other	70	114	37	32	23	31	205

**GCSE DESIGN AND TECHNOLOGY 2002—2008**

Cumulative % at Grade A by school type





*GCSE DESIGN AND TECHNOLOGY Grade B by school type 2002- 2008  
Cumulative Percentages*

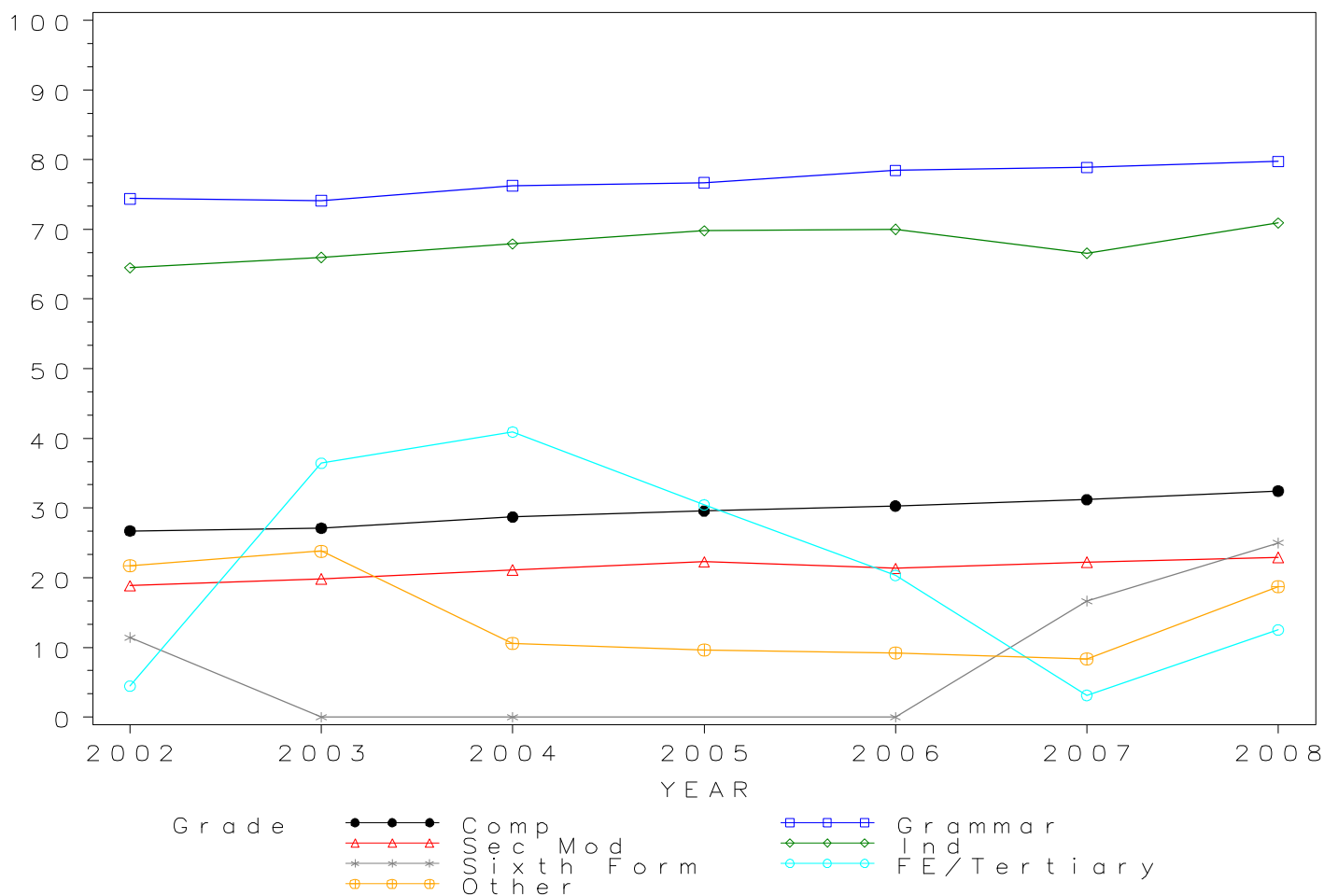
SCHTYPE	2002	2003	2004	2005	2006	2007	2008
Comprehensive	26.72	27.12	28.70	29.56	30.30	31.19	32.46
Grammar	74.41	74.14	76.27	76.70	78.47	78.90	79.75
Sec Mod	18.85	19.83	21.12	22.30	21.34	22.26	22.95
Independent	64.50	66.00	67.90	69.80	70.00	66.60	70.90
Sixth Form	11.43	0.00	0.00	.	0.00	16.67	25.00
FE/Tertiary	4.44	36.45	40.93	30.46	20.34	3.13	12.50
Other	21.73	23.82	10.59	9.64	9.23	8.35	18.72

*Cumulative Numbers*

SCHTYPE	2002	2003	2004	2005	2006	2007	2008
Comprehensive	103094	105693	110796	102725	98599	96408	93392
Grammar	9693	10533	10840	11523	11066	11036	10838
Sec Mod	3129	3607	3813	4419	3675	3667	3568
Independent	7943	8222	8959	9601	9687	9777	9537
Sixth Form	4	0	0	0	0	1	2
FE/Tertiary	2	121	97	46	12	1	3
Other	176	242	83	74	67	68	467

**GCSE DESIGN AND TECHNOLOGY 2002—2008**

Cumulative % at Grade B by school type



*GCSE DESIGN AND TECHNOLOGY Grade C by school type 2002- 2008  
Cumulative Percentages*

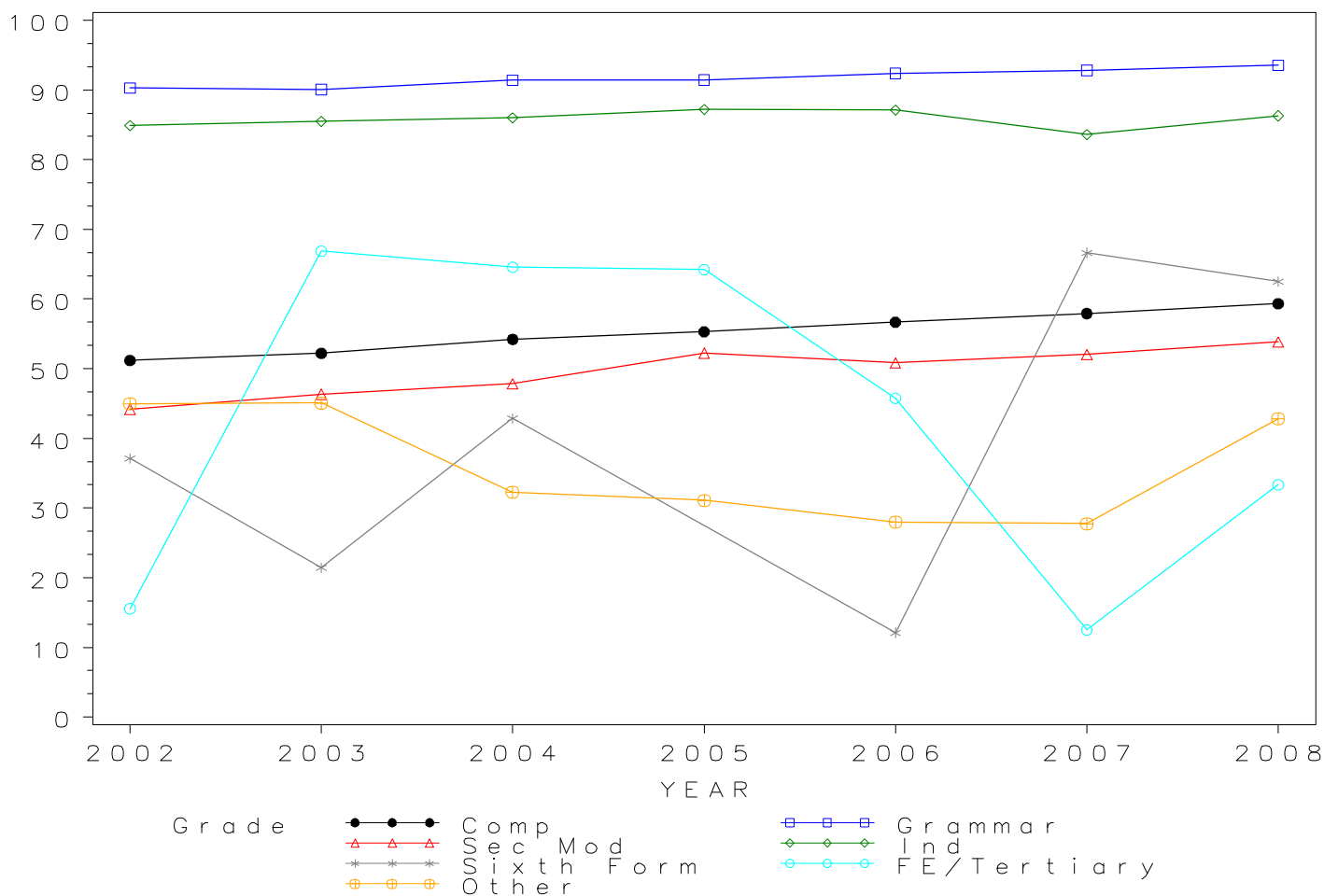
SCHTYPE	2002	2003	2004	2005	2006	2007	2008
Comprehensive	51.17	52.20	54.22	55.31	56.69	57.92	59.34
Grammar	90.30	90.07	91.40	91.47	92.40	92.81	93.55
Sec Mod	44.18	46.33	47.83	52.25	50.84	52.04	53.86
Independent	84.90	85.50	86.00	87.20	87.10	83.60	86.30
Sixth Form	37.14	21.43	42.86	.	12.12	66.67	62.50
FE/Tertiary	15.56	66.87	64.56	64.24	45.76	12.50	33.33
Other	44.94	45.08	32.27	31.12	27.96	27.76	42.81

*Cumulative Numbers*

SCHTYPE	2002	2003	2004	2005	2006	2007	2008
Comprehensive	197409	203473	209290	192189	184488	179023	170739
Grammar	11764	12795	12991	13742	13031	12982	12713
Sec Mod	7336	8428	8634	10356	8757	8572	8374
Independent	10455	10652	11348	11994	12053	12272	11608
Sixth Form	13	3	3	0	4	4	5
FE/Tertiary	7	222	153	97	27	4	8
Other	364	458	253	239	203	226	1068

**GCSE DESIGN AND TECHNOLOGY 2002—2008**

Cumulative % at Grade C by school type



*GCSE DESIGN AND TECHNOLOGY Grade D by school type 2002- 2008  
Cumulative Percentages*

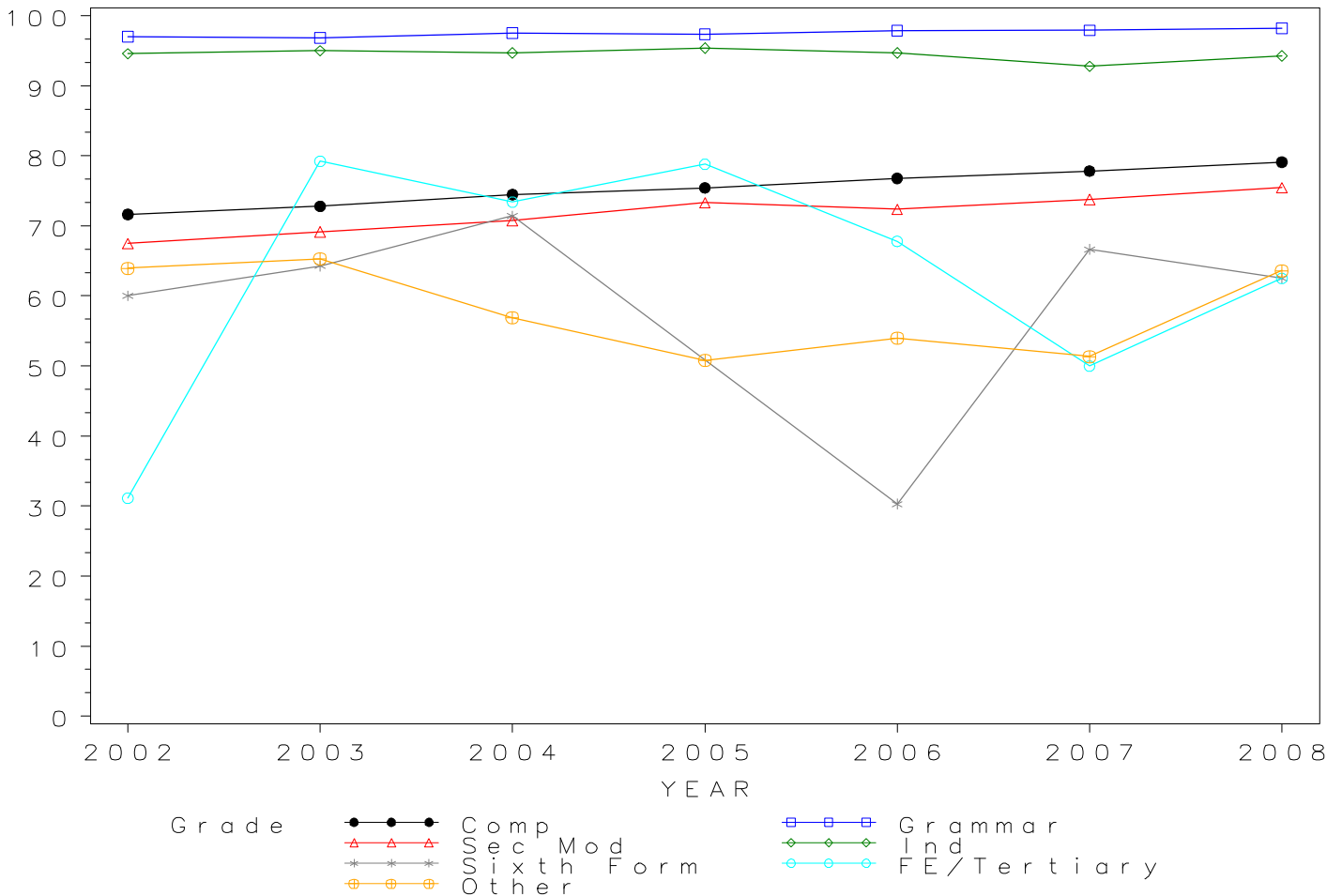
SCHTYPE	2002	2003	2004	2005	2006	2007	2008
Comprehensive	71.64	72.79	74.47	75.43	76.80	77.83	79.11
Grammar	97.01	96.83	97.52	97.38	97.87	97.91	98.20
Sec Mod	67.49	69.17	70.74	73.31	72.36	73.80	75.45
Independent	94.60	95.00	94.70	95.40	94.70	92.80	94.30
Sixth Form	60.00	64.29	71.43	.	30.30	66.67	62.50
FE/Tertiary	31.11	79.22	73.42	78.81	67.80	50.00	62.50
Other	63.95	65.26	56.89	50.78	53.99	51.35	63.61

*Cumulative Numbers*

SCHTYPE	2002	2003	2004	2005	2006	2007	2008
Comprehensive	276380	283710	287488	262134	249938	240554	227616
Grammar	12638	13756	13861	14630	13803	13694	13346
Sec Mod	11206	12583	12770	14530	12464	12157	11731
Independent	11650	11835	12496	13122	13105	13623	12684
Sixth Form	21	9	5	0	10	4	5
FE/Tertiary	14	263	174	119	40	16	15
Other	518	663	446	390	392	418	1587

**GCSE DESIGN AND TECHNOLOGY 2002—2008**

Cumulative % at Grade D by school type



*GCSE DESIGN AND TECHNOLOGY Grade E by school type 2002- 2008  
Cumulative Percentages*

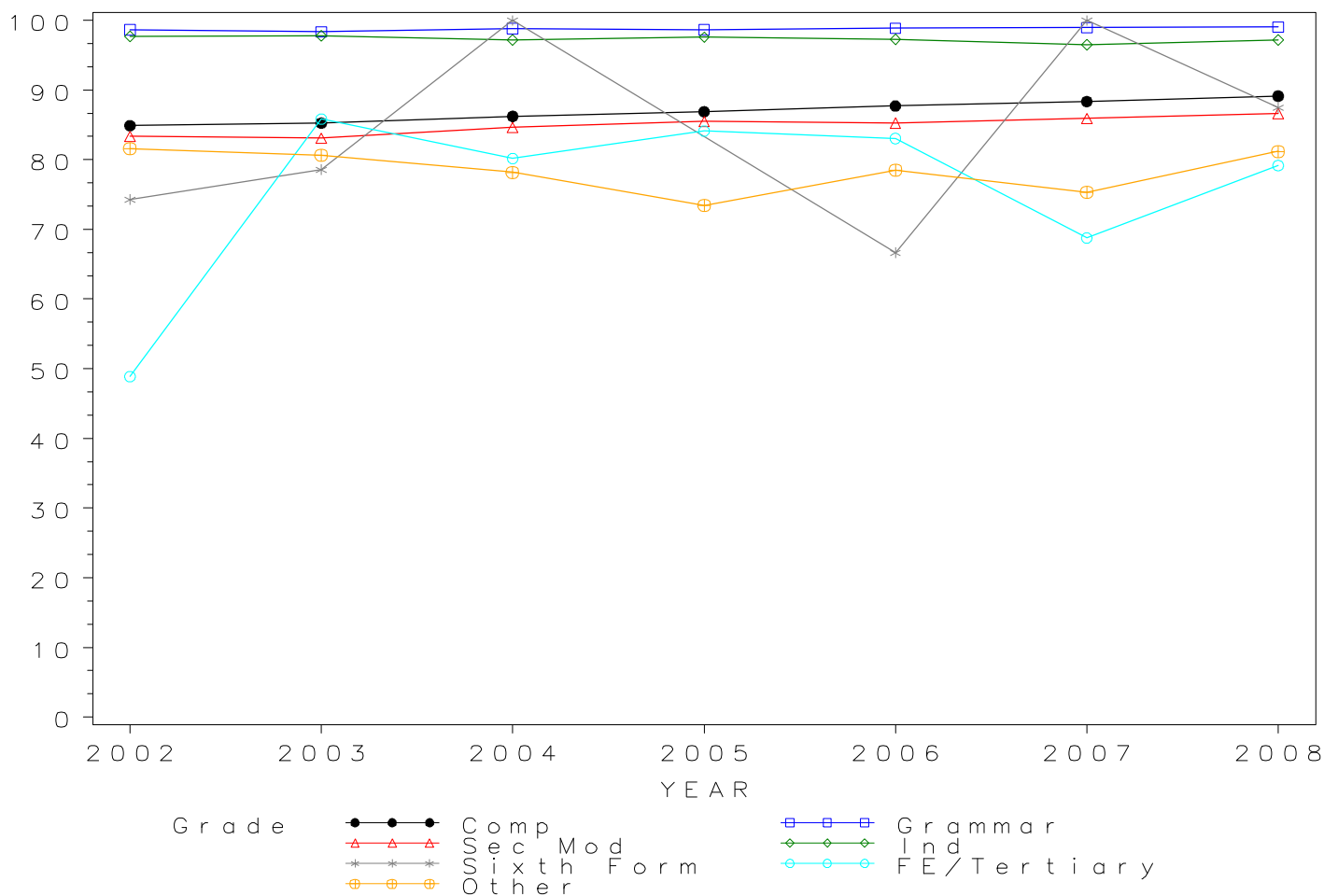
SCHTYPE	2002	2003	2004	2005	2006	2007	2008
Comprehensive	84.91	85.26	86.23	86.89	87.70	88.35	89.13
Grammar	98.63	98.35	98.83	98.64	98.87	98.96	99.05
Sec Mod	83.33	83.09	84.63	85.51	85.26	85.93	86.64
Independent	97.70	97.80	97.20	97.60	97.30	96.50	97.20
Sixth Form	74.29	78.57	100.00	.	66.67	100.00	87.50
FE/Tertiary	48.89	85.84	80.17	84.11	83.05	68.75	79.17
Other	81.60	80.61	78.19	73.44	78.51	75.31	81.20

*Cumulative Numbers*

SCHTYPE	2002	2003	2004	2005	2006	2007	2008
Comprehensive	327570	332316	332872	301943	285430	273061	256447
Grammar	12849	13971	14047	14820	13943	13841	13461
Sec Mod	13836	15114	15277	16948	14686	14156	13472
Independent	12032	12184	12826	13425	13464	14166	13074
Sixth Form	26	11	7	0	22	6	7
FE/Tertiary	22	285	190	127	49	22	19
Other	661	819	613	564	570	613	2026

**GCSE DESIGN AND TECHNOLOGY 2002—2008**

Cumulative % at Grade E by school type



*GCSE DESIGN AND TECHNOLOGY Grade F by school type 2002- 2008  
Cumulative Percentages*

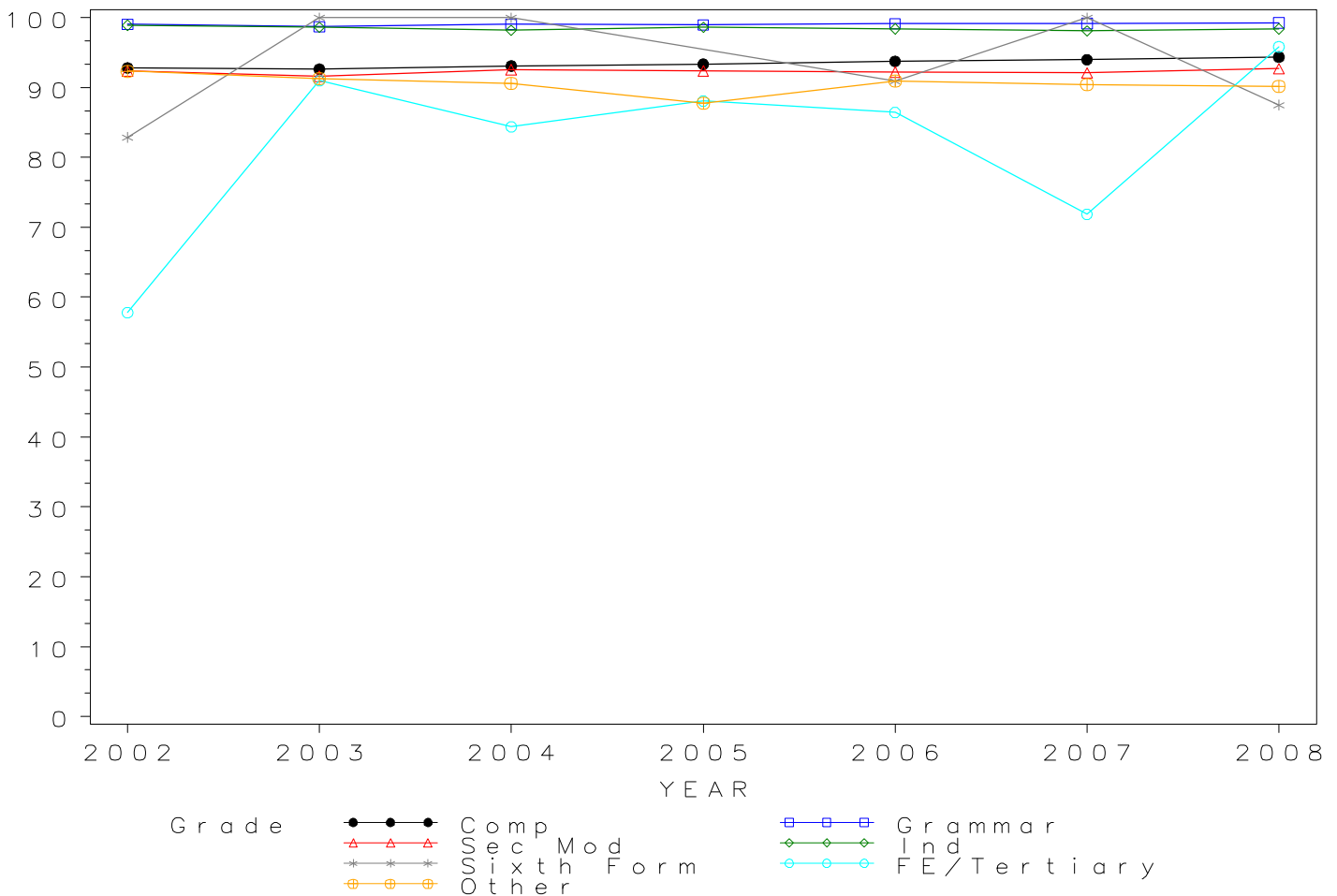
SCHTYPE	2002	2003	2004	2005	2006	2007	2008
Comprehensive	92.80	92.63	93.07	93.33	93.75	94.00	94.36
Grammar	99.05	98.69	99.04	98.95	99.11	99.15	99.25
Sec Mod	92.40	91.61	92.55	92.40	92.23	92.10	92.69
Independent	98.90	98.60	98.20	98.60	98.40	98.10	98.40
Sixth Form	82.86	100.00	100.00	.	90.91	100.00	87.50
FE/Tertiary	57.78	90.96	84.39	88.08	86.44	71.88	95.83
Other	92.35	91.24	90.56	87.76	90.91	90.42	90.18

*Cumulative Numbers*

SCHTYPE	2002	2003	2004	2005	2006	2007	2008
Comprehensive	358037	361044	359285	324326	305120	290516	271510
Grammar	12903	14020	14076	14866	13977	13868	13488
Sec Mod	15341	16665	16707	18314	15886	15172	14413
Independent	12180	12284	12957	13562	13617	14401	13236
Sixth Form	29	14	7	0	30	6	7
FE/Tertiary	26	302	200	133	51	23	23
Other	748	927	710	674	660	736	2250

**GCSE DESIGN AND TECHNOLOGY 2002—2008**

Cumulative % at Grade F by school type



*GCSE DESIGN AND TECHNOLOGY Grade G by school type 2002- 2008  
Cumulative Percentages*

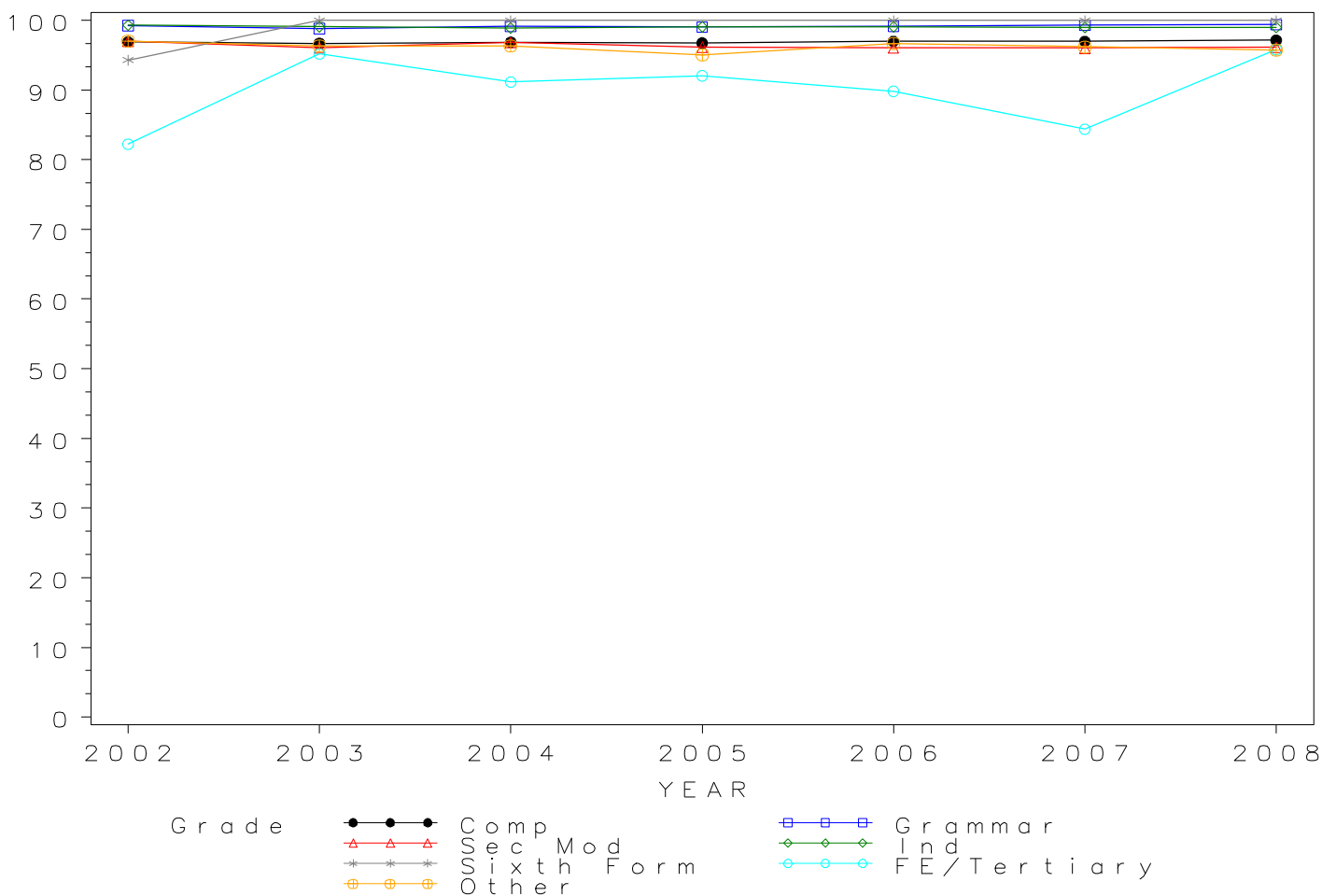
SCHTYPE	2002	2003	2004	2005	2006	2007	2008
Comprehensive	96.89	96.70	96.87	96.76	96.98	96.98	97.15
Grammar	99.26	98.85	99.14	99.05	99.16	99.29	99.40
Sec Mod	97.03	96.06	96.81	96.16	96.08	96.02	96.14
Independent	99.30	99.10	98.90	99.10	99.10	99.00	99.00
Sixth Form	94.29	100.00	100.00	.	100.00	100.00	100.00
FE/Tertiary	82.22	95.18	91.14	92.05	89.83	84.38	95.83
Other	97.04	96.36	96.30	95.05	96.69	96.19	95.71

*Cumulative Numbers*

SCHTYPE	2002	2003	2004	2005	2006	2007	2008
Comprehensive	373793	376911	373953	336239	315616	299722	279522
Grammar	12930	14042	14091	14882	13984	13888	13509
Sec Mod	16110	17475	17476	19058	16548	15817	14949
Independent	12229	12346	13050	13631	13713	14533	13316
Sixth Form	33	14	7	0	33	6	8
FE/Tertiary	37	316	216	139	53	27	23
Other	786	979	755	730	702	783	2388

**GCSE DESIGN AND TECHNOLOGY 2002—2008**

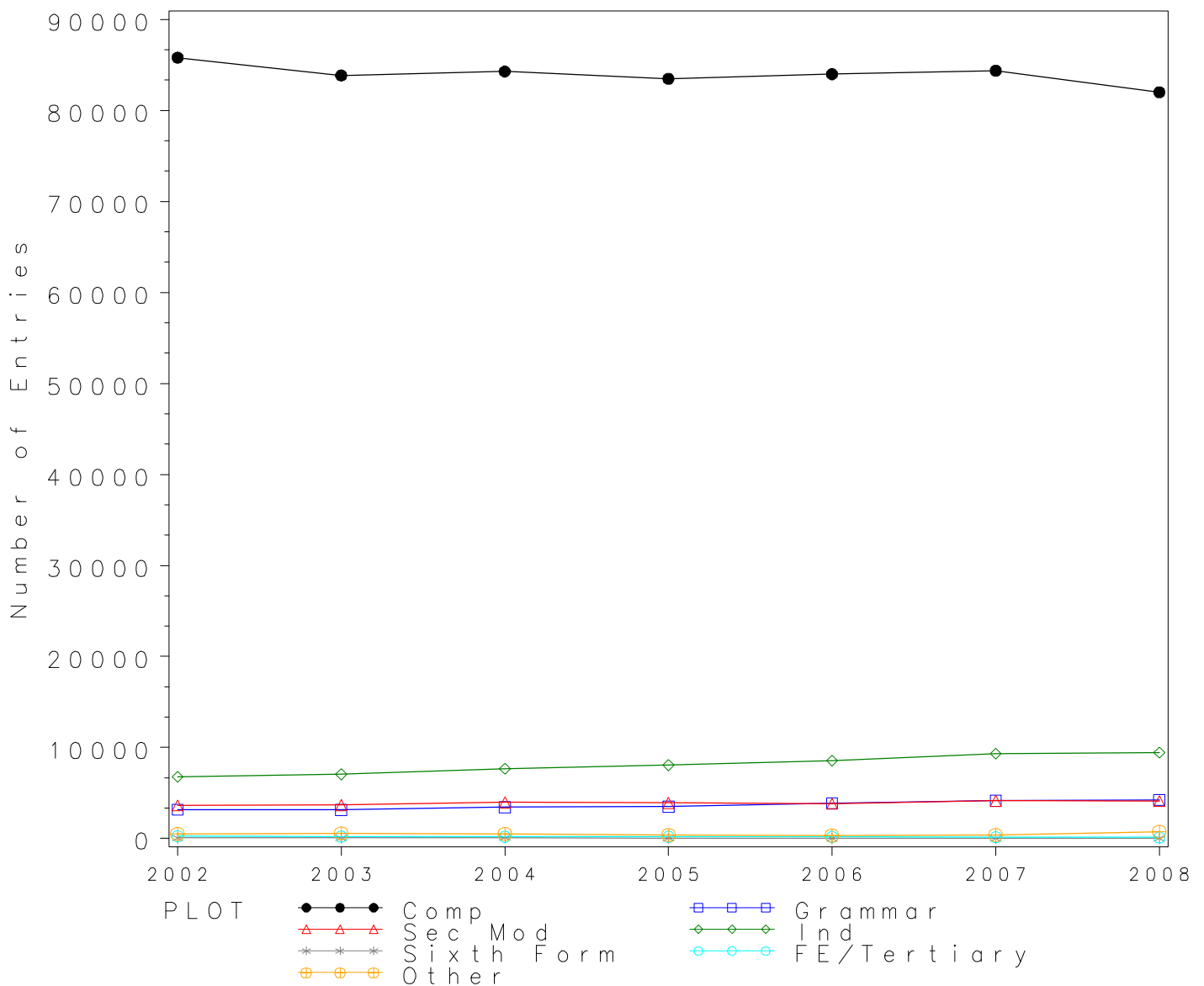
Cumulative % at Grade G by school type



*Numbers of GCSE entries in DRAMA by school type 2002- 2008*

SCHTYPE	2002	2003	2004	2005	2006	2007	2008
Comprehensive	85817	83863	84296	83499	84001	84375	82005
Grammar	3168	3144	3434	3512	3882	4152	4243
Sec Mod	3652	3681	3970	3908	3837	4148	4122
Independent	6794	7038	7663	8057	8567	9330	9443
Sixth Form	68	70	87	27	14	15	20
FE/Tertiary	260	216	189	194	182	141	121
Other	509	542	480	399	332	370	752

GCSE DRAMA Entries by school type 2002–2008



*GCSE DRAMA Grade A\* by school type 2002-2008  
Cumulative Percentages*

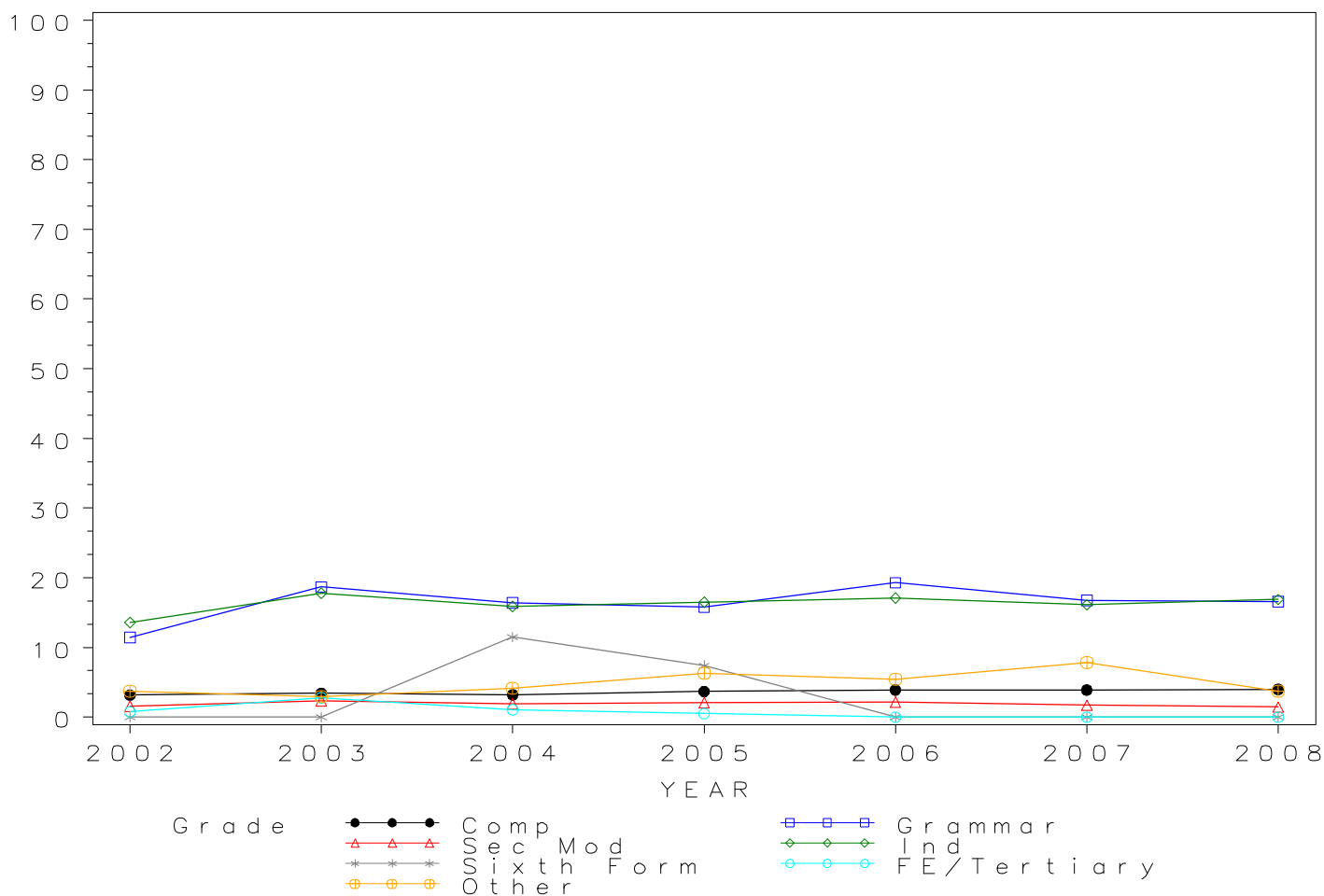
SCHTYPE	2002	2003	2004	2005	2006	2007	2008
Comprehensive	3.17	3.43	3.20	3.67	3.90	3.88	3.98
Grammar	11.46	18.67	16.42	15.77	19.29	16.74	16.59
Sec Mod	1.59	2.34	1.91	2.07	2.19	1.71	1.43
Independent	13.60	17.80	15.89	16.49	17.10	16.10	16.90
Sixth Form	0.00	0.00	11.49	7.41	0.00	0.00	0.00
FE/Tertiary	0.77	2.78	1.06	0.52	0.00	0.00	0.00
Other	3.73	2.95	4.17	6.27	5.42	7.84	3.72

*Cumulative Numbers*

SCHTYPE	2002	2003	2004	2005	2006	2007	2008
Comprehensive	2720	2876	2698	3065	3276	3277	3266
Grammar	363	587	564	554	749	695	704
Sec Mod	58	86	76	81	84	71	59
Independent	924	1253	1218	1329	1465	1502	1596
Sixth Form	0	0	10	2	0	0	0
FE/Tertiary	2	6	2	1	0	0	0
Other	19	16	20	25	18	29	28

**GCSE DRAMA 2002–2008**

Cumulative % at Grade A\* by school type





*GCSE DRAMA Grade A by school type 2002- 2008  
Cumulative Percentages*

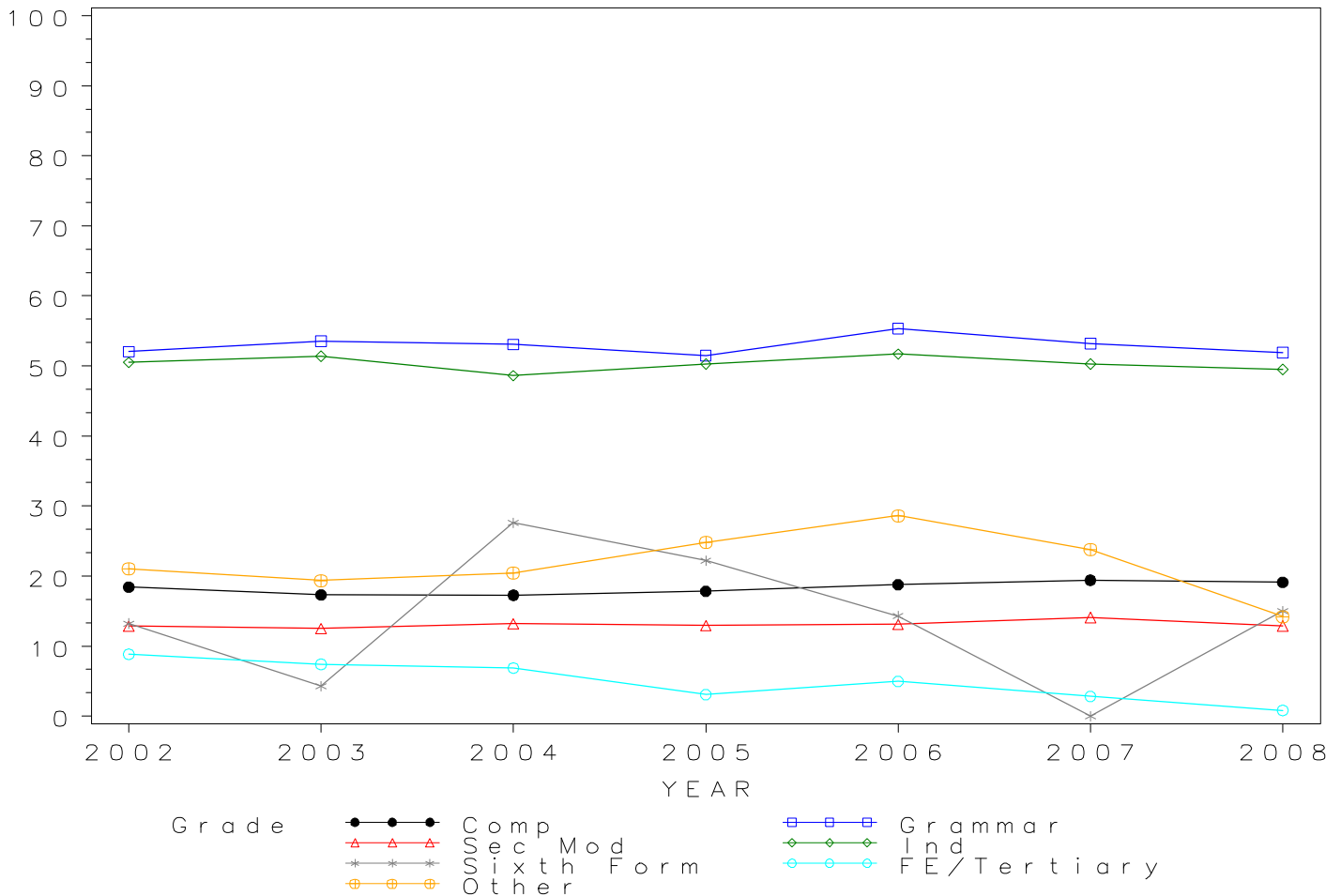
SCHTYPE	2002	2003	2004	2005	2006	2007	2008
Comprehensive	18.42	17.32	17.28	17.82	18.77	19.41	19.13
Grammar	52.05	53.56	53.06	51.48	55.36	53.20	51.90
Sec Mod	12.84	12.50	13.20	12.92	13.11	14.10	12.88
Independent	50.50	51.41	48.60	50.30	51.70	50.30	49.50
Sixth Form	13.24	4.29	27.59	22.22	14.29	0.00	15.00
FE/Tertiary	8.85	7.41	6.88	3.09	4.95	2.84	0.83
Other	21.02	19.37	20.42	24.81	28.61	23.78	14.23

*Cumulative Numbers*

SCHTYPE	2002	2003	2004	2005	2006	2007	2008
Comprehensive	15807	14523	14565	14878	15771	16373	15690
Grammar	1649	1684	1822	1808	2149	2209	2202
Sec Mod	469	460	524	505	503	585	531
Independent	3431	3618	3724	4053	4429	4693	4674
Sixth Form	9	3	24	6	2	0	3
FE/Tertiary	23	16	13	6	9	4	1
Other	107	105	98	99	95	88	107

**GCSE DRAMA 2002–2008**

Cumulative % at Grade A by school type



*GCSE DRAMA Grade B by school type 2002- 2008  
Cumulative Percentages*

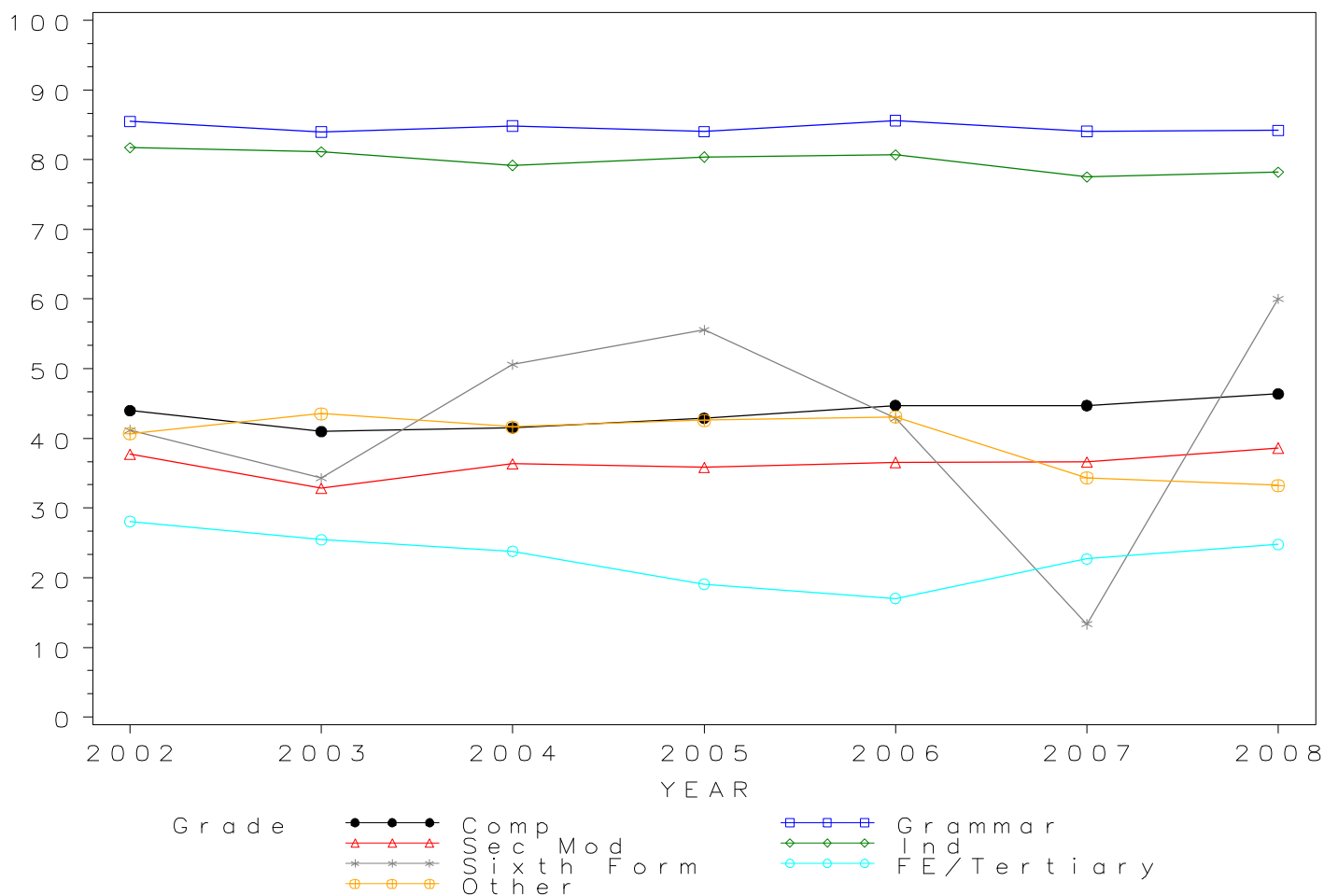
SCHTYPE	2002	2003	2004	2005	2006	2007	2008
Comprehensive	44.00	40.99	41.53	42.90	44.73	44.71	46.37
Grammar	85.51	83.97	84.86	84.03	85.60	84.06	84.19
Sec Mod	37.73	32.82	36.35	35.82	36.57	36.60	38.62
Independent	81.70	81.10	79.20	80.40	80.71	77.50	78.20
Sixth Form	41.18	34.29	50.57	55.56	42.86	13.33	60.00
FE/Tertiary	28.08	25.46	23.81	19.07	17.03	22.70	24.79
Other	40.67	43.54	41.67	42.61	43.07	34.32	33.24

*Cumulative Numbers*

SCHTYPE	2002	2003	2004	2005	2006	2007	2008
Comprehensive	37759	34377	35005	35818	37576	37724	38024
Grammar	2709	2640	2914	2951	3323	3490	3572
Sec Mod	1378	1208	1443	1400	1403	1518	1592
Independent	5551	5708	6069	6478	6914	7231	7384
Sixth Form	28	24	44	15	6	2	12
FE/Tertiary	73	55	45	37	31	32	30
Other	207	236	200	170	143	127	250

**GCSE DRAMA 2002–2008**

Cumulative % at Grade B by school type



*GCSE DRAMA Grade C by school type 2002- 2008  
Cumulative Percentages*

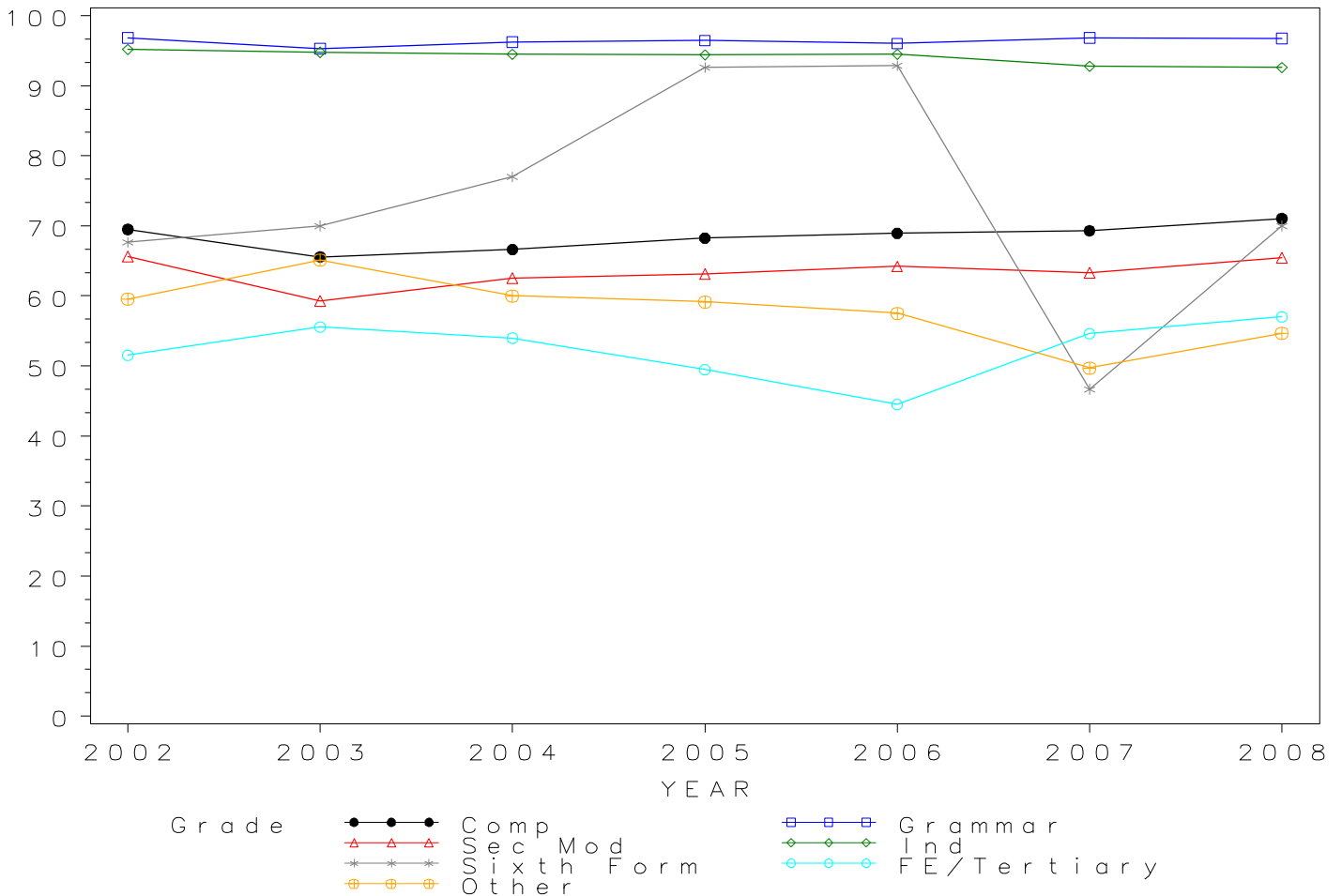
SCHTYPE	2002	2003	2004	2005	2006	2007	2008
Comprehensive	69.50	65.57	66.62	68.24	68.96	69.31	71.05
Grammar	96.88	95.32	96.24	96.47	96.03	96.84	96.75
Sec Mod	65.64	59.30	62.57	63.15	64.22	63.33	65.48
Independent	95.20	94.80	94.51	94.40	94.50	92.80	92.60
Sixth Form	67.65	70.00	77.01	92.59	92.86	46.67	70.00
FE/Tertiary	51.54	55.56	53.97	49.48	44.51	54.61	57.02
Other	59.53	65.13	60.00	59.15	57.53	49.73	54.65

*Cumulative Numbers*

SCHTYPE	2002	2003	2004	2005	2006	2007	2008
Comprehensive	59642	54988	56154	56980	57925	58481	58265
Grammar	3069	2997	3305	3388	3728	4021	4105
Sec Mod	2397	2183	2484	2468	2464	2627	2699
Independent	6468	6672	7242	7606	8096	8658	8744
Sixth Form	46	49	67	25	13	7	14
FE/Tertiary	134	120	102	96	81	77	69
Other	303	353	288	236	191	184	411

**GCSE DRAMA 2002–2008**

Cumulative % at Grade C by school type



*GCSE DRAMA Grade D by school type 2002- 2008  
Cumulative Percentages*

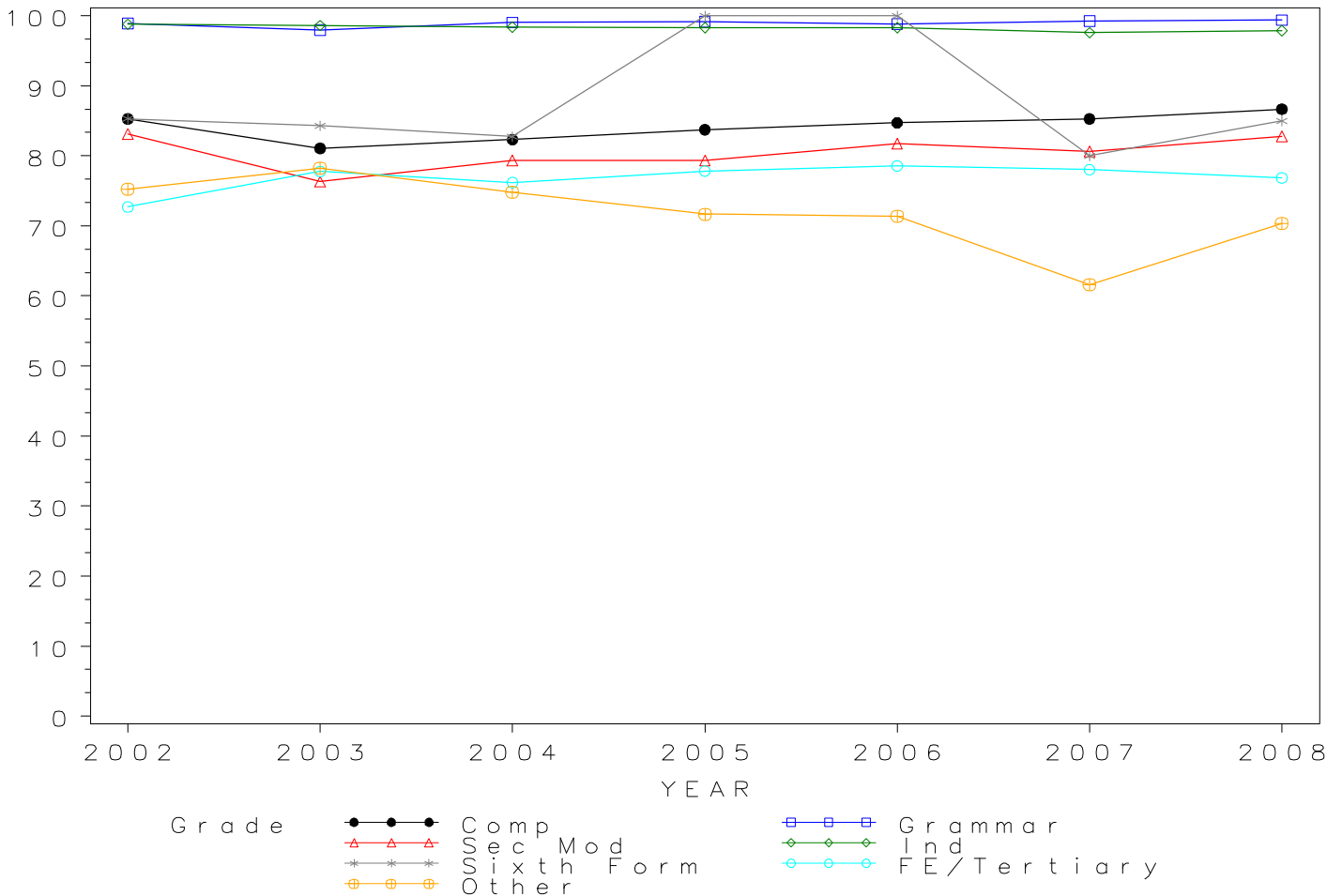
SCHTYPE	2002	2003	2004	2005	2006	2007	2008
Comprehensive	85.27	81.07	82.30	83.74	84.70	85.28	86.67
Grammar	98.93	97.96	99.04	99.17	98.82	99.25	99.39
Sec Mod	83.13	76.31	79.35	79.38	81.76	80.67	82.80
Independent	98.79	98.59	98.39	98.30	98.30	97.60	97.90
Sixth Form	85.29	84.29	82.76	100.00	100.00	80.00	85.00
FE/Tertiary	72.69	77.78	76.19	77.84	78.57	78.01	76.86
Other	75.25	78.23	74.79	71.68	71.39	61.62	70.35

*Cumulative Numbers*

SCHTYPE	2002	2003	2004	2005	2006	2007	2008
Comprehensive	73180	67990	69376	69921	71151	71954	71071
Grammar	3134	3080	3401	3483	3836	4121	4217
Sec Mod	3036	2809	3150	3102	3137	3346	3413
Independent	6712	6939	7540	7920	8421	9106	9245
Sixth Form	58	59	72	27	14	12	17
FE/Tertiary	189	168	144	151	143	110	93
Other	383	424	359	286	237	228	529

**GCSE DRAMA 2002–2008**

Cumulative % at Grade D by school type



*GCSE DRAMA Grade E by school type 2002- 2008  
Cumulative Percentages*

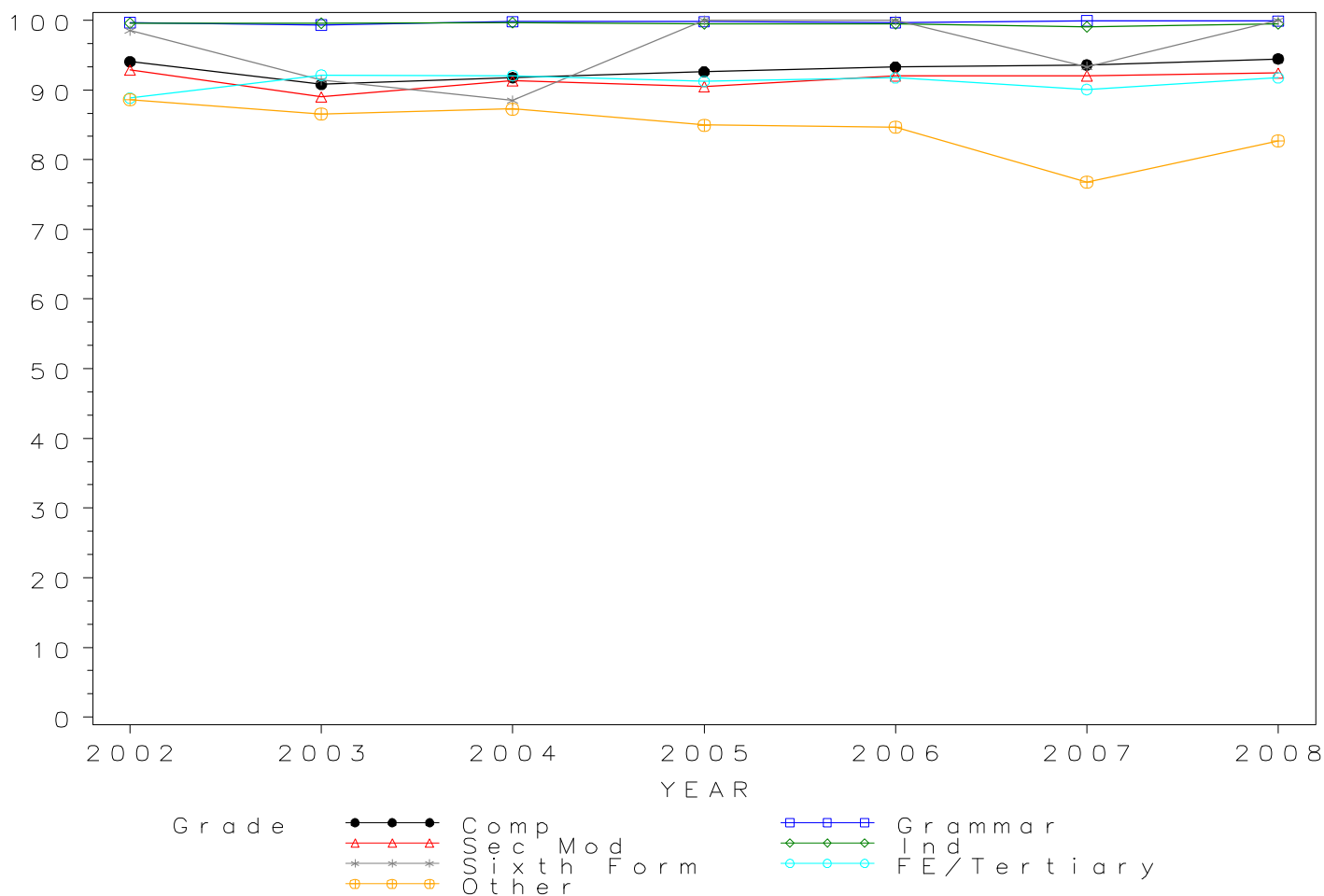
SCHTYPE	2002	2003	2004	2005	2006	2007	2008
Comprehensive	94.05	90.79	91.78	92.61	93.30	93.59	94.47
Grammar	99.68	99.33	99.83	99.83	99.69	99.95	99.91
Sec Mod	92.88	89.02	91.34	90.51	92.05	92.07	92.43
Independent	99.60	99.60	99.70	99.50	99.50	99.10	99.50
Sixth Form	98.53	91.43	88.51	100.00	100.00	93.33	100.00
FE/Tertiary	88.85	92.13	92.06	91.24	91.76	90.07	91.74
Other	88.61	86.53	87.29	84.96	84.64	76.76	82.71

*Cumulative Numbers*

SCHTYPE	2002	2003	2004	2005	2006	2007	2008
Comprehensive	80714	76143	77369	77325	78370	78966	77467
Grammar	3158	3123	3428	3506	3870	4150	4239
Sec Mod	3392	3277	3626	3537	3532	3819	3810
Independent	6767	7010	7640	8017	8524	9246	9396
Sixth Form	67	64	77	27	14	14	20
FE/Tertiary	231	199	174	177	167	127	111
Other	451	469	419	339	281	284	622

**GCSE DRAMA 2002–2008**

Cumulative % at Grade E by school type



*GCSE DRAMA Grade F by school type 2002- 2008  
Cumulative Percentages*

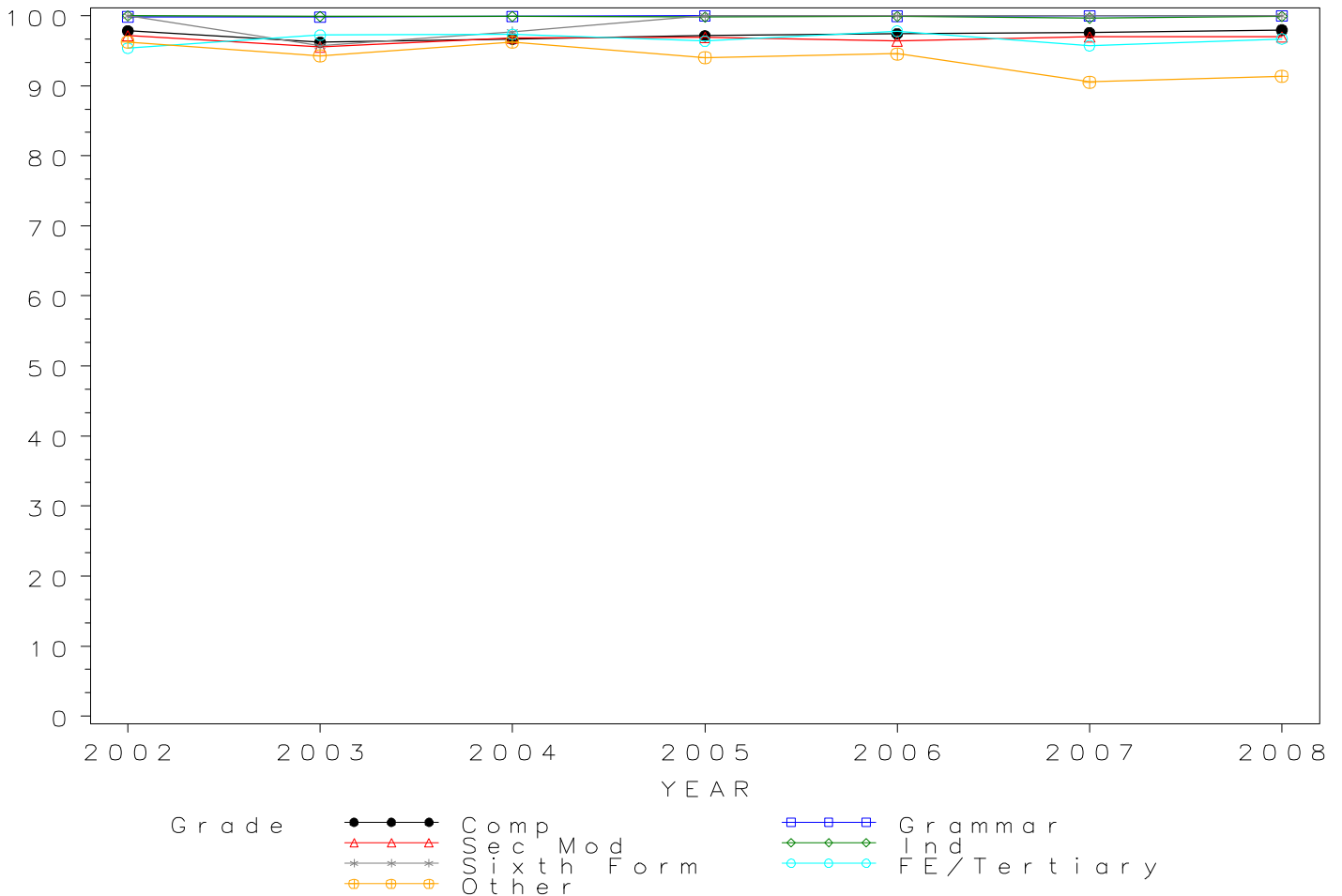
SCHTYPE	2002	2003	2004	2005	2006	2007	2008
Comprehensive	97.83	96.21	96.66	97.13	97.41	97.60	97.97
Grammar	99.84	99.81	99.91	99.97	99.95	100.00	100.00
Sec Mod	97.15	95.57	96.80	96.95	96.43	96.96	96.99
Independent	100.00	99.90	99.90	99.80	99.89	99.70	99.90
Sixth Form	100.00	95.71	97.70	100.00	100.00	100.00	100.00
FE/Tertiary	95.38	97.22	97.35	96.39	97.80	95.74	96.69
Other	96.27	94.28	96.25	93.98	94.58	90.54	91.36

*Cumulative Numbers*

SCHTYPE	2002	2003	2004	2005	2006	2007	2008
Comprehensive	83958	80681	81484	81105	81822	82346	80338
Grammar	3163	3138	3431	3511	3880	4152	4243
Sec Mod	3548	3518	3843	3789	3700	4022	3998
Independent	6794	7031	7655	8041	8558	9302	9434
Sixth Form	68	67	85	27	14	15	20
FE/Tertiary	248	210	184	187	178	135	117
Other	490	511	462	375	314	335	687

**GCSE DRAMA 2002–2008**

Cumulative % at Grade F by school type



*GCSE DRAMA Grade G by school type 2002- 2008  
Cumulative Percentages*

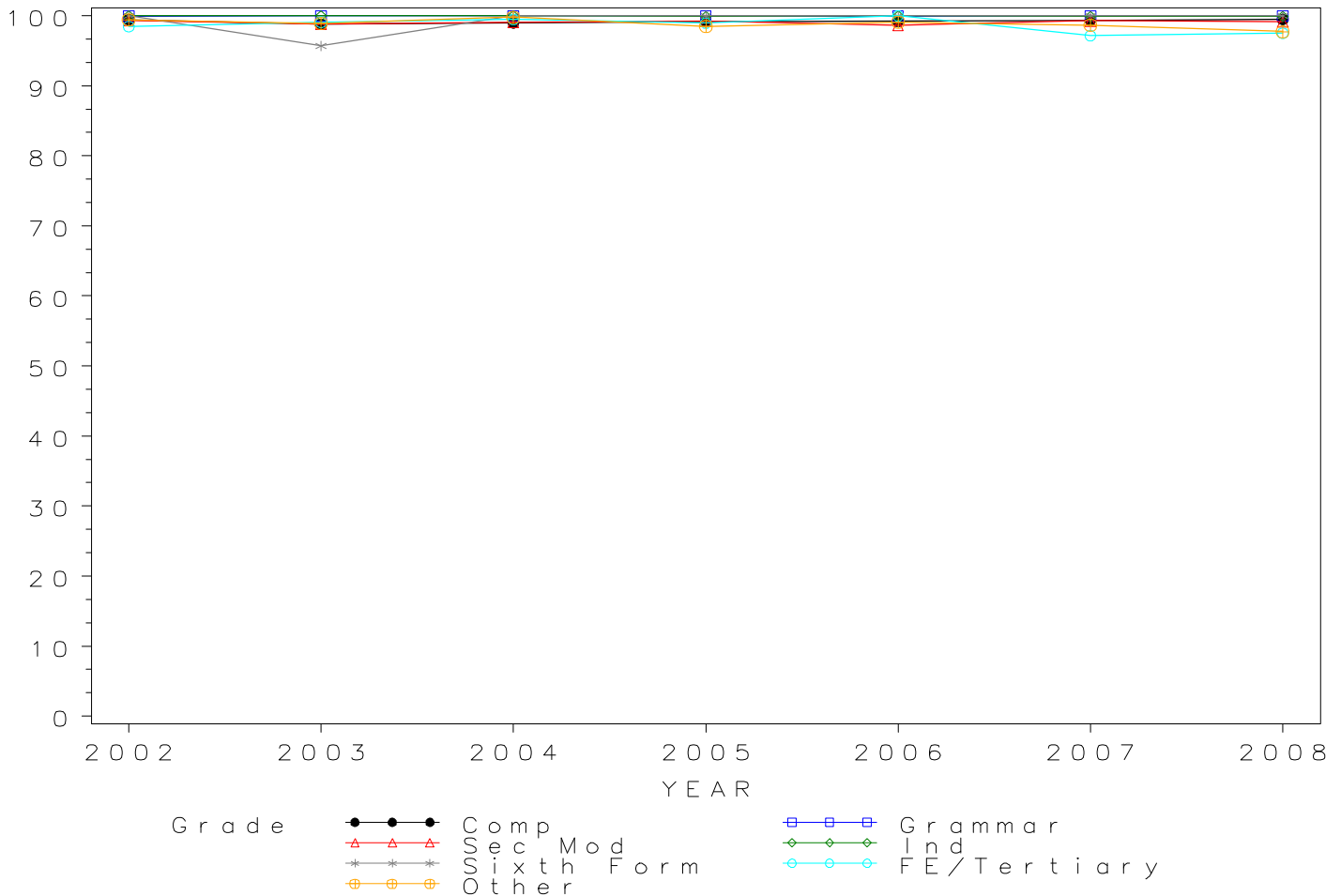
SCHTYPE	2002	2003	2004	2005	2006	2007	2008
Comprehensive	99.44	98.80	98.99	99.16	99.23	99.35	99.50
Grammar	99.94	100.00	100.00	100.00	99.95	100.00	100.00
Sec Mod	99.29	98.78	99.09	99.23	98.67	99.28	99.13
Independent	100.00	100.00	100.00	99.90	100.00	99.90	99.90
Sixth Form	100.00	95.71	100.00	100.00	100.00	100.00	100.00
FE/Tertiary	98.46	99.07	99.47	98.97	100.00	97.16	97.52
Other	99.41	98.89	99.79	98.50	99.10	98.65	97.74

*Cumulative Numbers*

SCHTYPE	2002	2003	2004	2005	2006	2007	2008
Comprehensive	85340	82860	83443	82797	83355	83825	81595
Grammar	3166	3144	3434	3512	3880	4152	4243
Sec Mod	3626	3636	3934	3878	3786	4118	4086
Independent	6794	7038	7663	8049	8567	9321	9434
Sixth Form	68	67	87	27	14	15	20
FE/Tertiary	256	214	188	192	182	137	118
Other	506	536	479	393	329	365	735

**GCSE DRAMA 2002–2008**

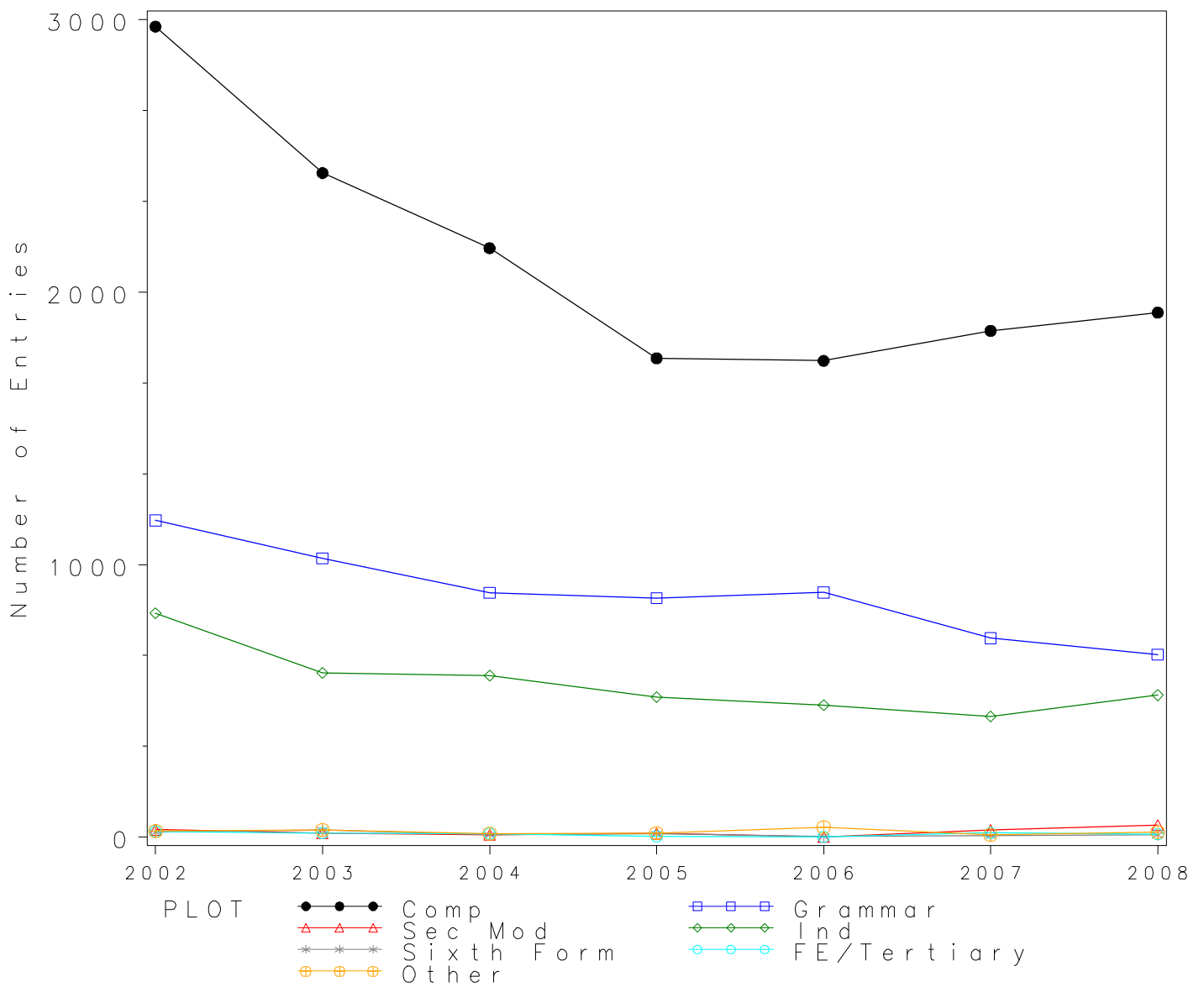
Cumulative % at Grade G by school type



*Numbers of GCSE entries in ECONOMICS by school type 2002-2008*

SCHTYPE	2002	2003	2004	2005	2006	2007	2008
Comprehensive	2974	2437	2161	1757	1748	1858	1925
Grammar	1162	1023	897	877	898	730	670
Sec Mod	28	15	9	14	1	26	45
Independent	822	603	593	514	485	443	521
Sixth Form	18	27	8	12	2	5	8
FE/Tertiary	21	15	13	3	1	16	11
Other	23	27	13	15	36	9	19

GCSE ECONOMICS Entries by school type 2002–2008





*GCSE ECONOMICS Grade A\* by school type 2002- 2008  
Cumulative Percentages*

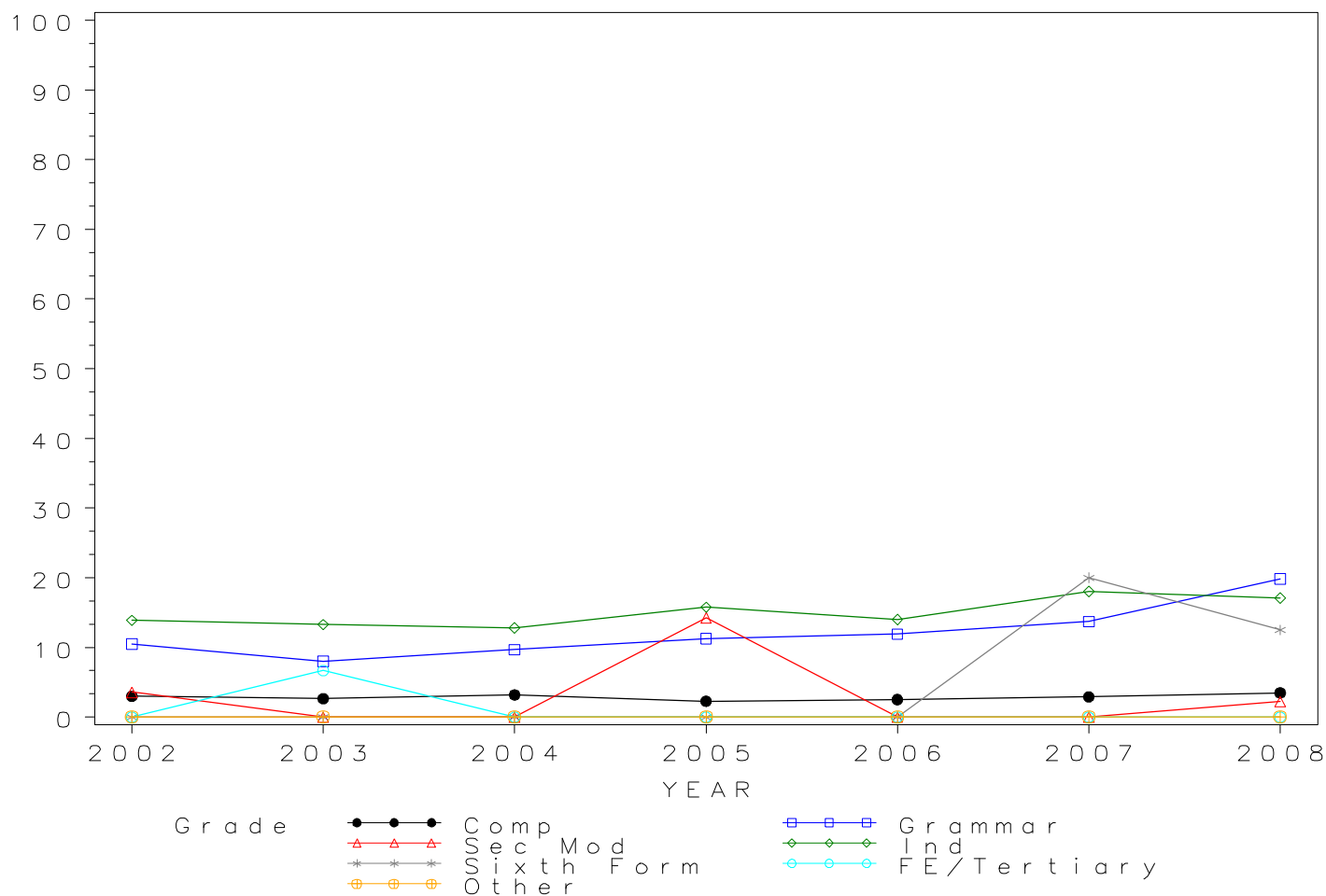
SCHTYPE	2002	2003	2004	2005	2006	2007	2008
Comprehensive	2.99	2.67	3.19	2.28	2.52	2.91	3.48
Grammar	10.50	8.02	9.70	11.29	11.92	13.70	19.85
Sec Mod	3.57	0.00	0.00	14.29	0.00	0.00	2.22
Independent	13.87	13.27	12.82	15.76	14.02	18.06	17.08
Sixth Form	0.00	0.00	0.00	0.00	0.00	20.00	12.50
FE/Tertiary	0.00	6.67	0.00	0.00	0.00	0.00	0.00
Other	0.00	0.00	0.00	0.00	0.00	0.00	0.00

*Cumulative Numbers*

SCHTYPE	2002	2003	2004	2005	2006	2007	2008
Comprehensive	89	65	69	40	44	54	67
Grammar	122	82	87	99	107	100	133
Sec Mod	1	0	0	2	0	0	1
Independent	114	80	76	81	68	80	89
Sixth Form	0	0	0	0	0	1	1
FE/Tertiary	0	1	0	0	0	0	0
Other	0	0	0	0	0	0	0

**GCSE ECONOMICS 2002—2008**

Cumulative % at Grade A\* by school type



*GCSE ECONOMICS Grade A by school type 2002- 2008  
Cumulative Percentages*

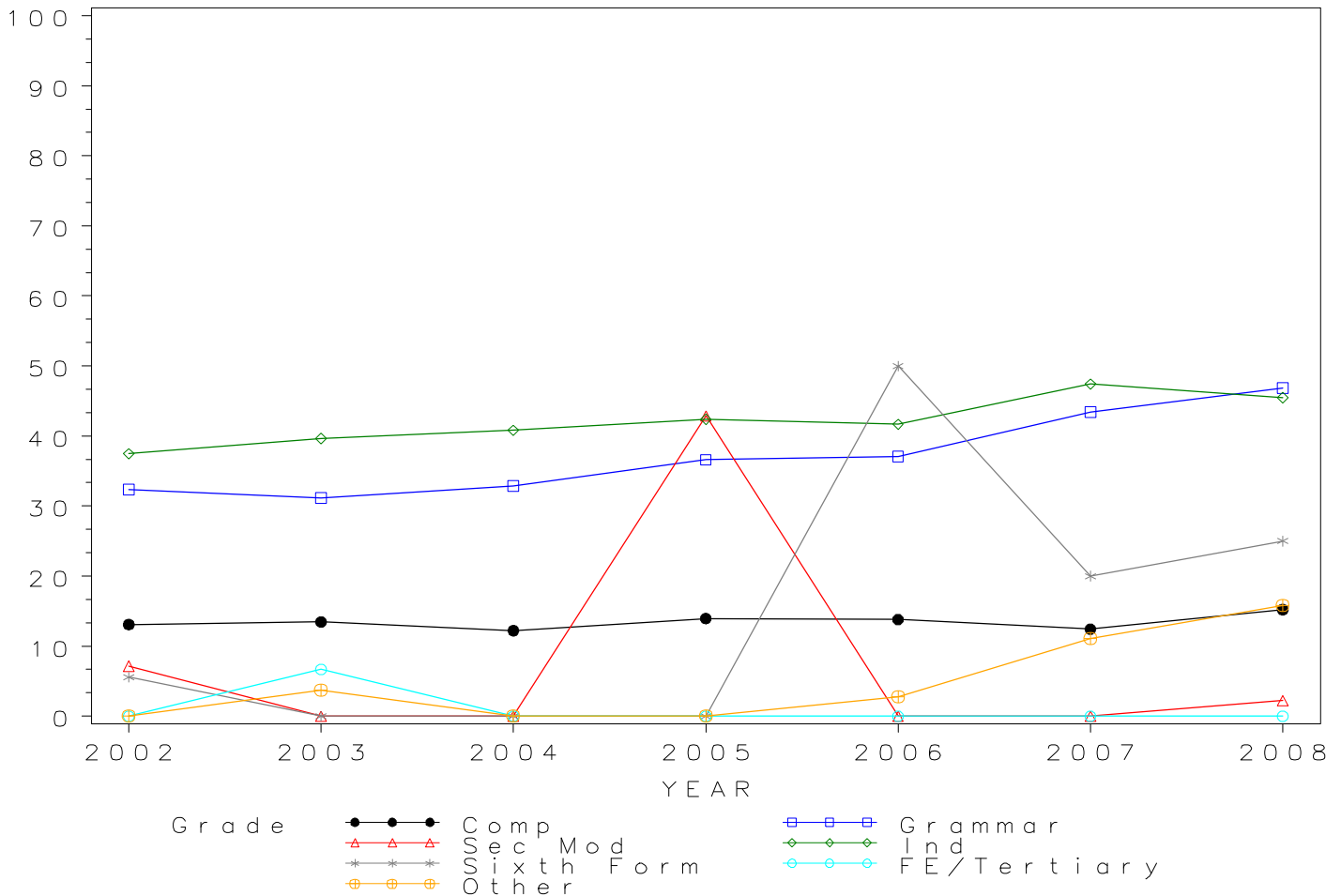
SCHTYPE	2002	2003	2004	2005	2006	2007	2008
Comprehensive	13.08	13.46	12.22	13.94	13.79	12.43	15.22
Grammar	32.36	31.18	32.89	36.60	37.08	43.42	46.87
Sec Mod	7.14	0.00	0.00	42.86	0.00	0.00	2.22
Independent	37.47	39.64	40.81	42.41	41.65	47.40	45.49
Sixth Form	5.56	0.00	0.00	0.00	50.00	20.00	25.00
FE/Tertiary	0.00	6.67	0.00	0.00	0.00	0.00	0.00
Other	0.00	3.70	0.00	0.00	2.78	11.11	15.79

*Cumulative Numbers*

SCHTYPE	2002	2003	2004	2005	2006	2007	2008
Comprehensive	389	328	264	245	241	231	293
Grammar	376	319	295	321	333	317	314
Sec Mod	2	0	0	6	0	0	1
Independent	308	239	242	218	202	210	237
Sixth Form	1	0	0	0	1	1	2
FE/Tertiary	0	1	0	0	0	0	0
Other	0	1	0	0	1	1	3

**GCSE ECONOMICS 2002—2008**

Cumulative % at Grade A by school type



*GCSE ECONOMICS Grade B by school type 2002- 2008  
Cumulative Percentages*

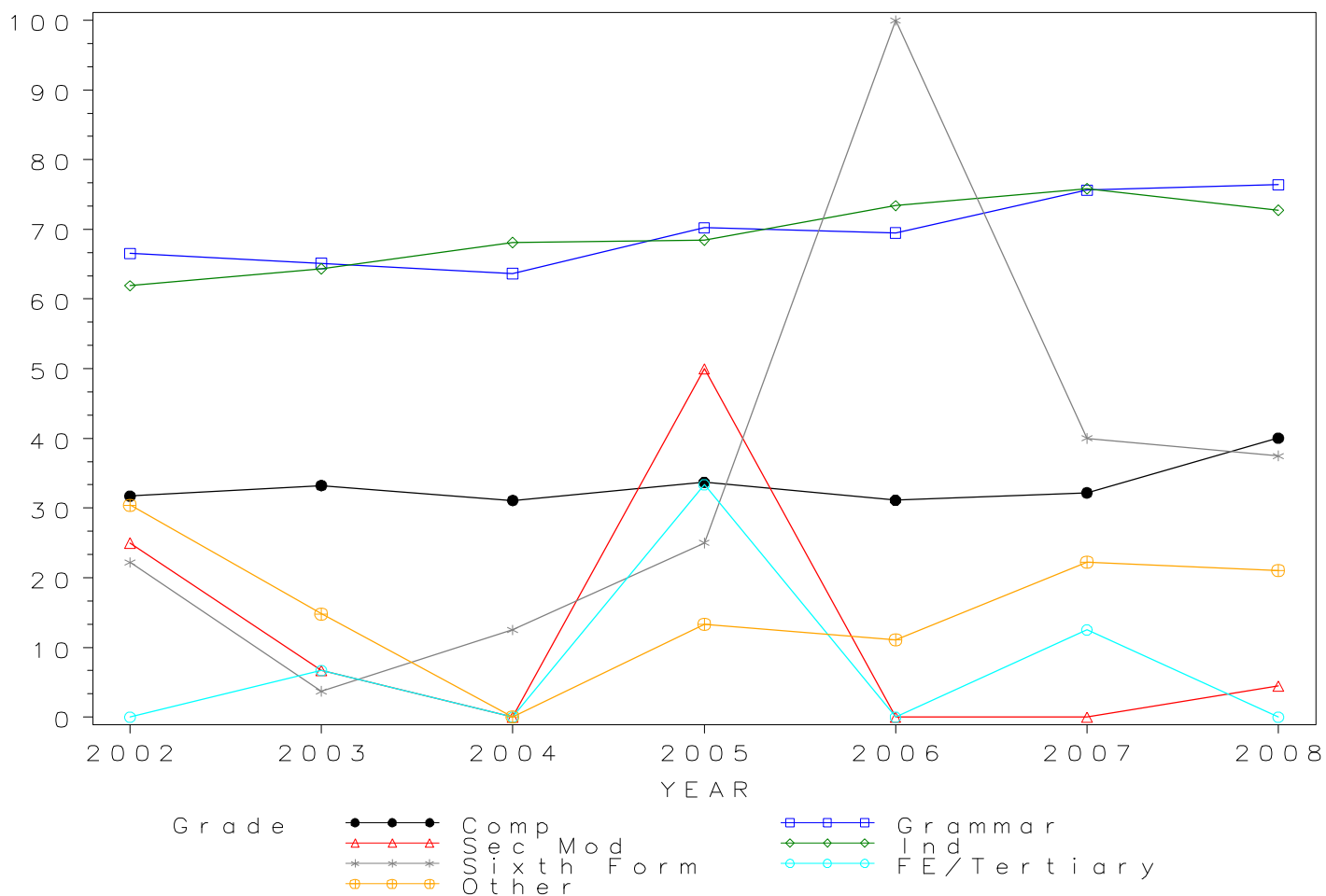
SCHTYPE	2002	2003	2004	2005	2006	2007	2008
Comprehensive	31.71	33.24	31.10	33.69	31.12	32.19	40.05
Grammar	66.52	65.10	63.66	70.24	69.49	75.62	76.42
Sec Mod	25.00	6.67	0.00	50.00	0.00	0.00	4.44
Independent	61.92	64.34	68.13	68.48	73.40	75.85	72.74
Sixth Form	22.22	3.70	12.50	25.00	100.00	40.00	37.50
FE/Tertiary	0.00	6.67	0.00	33.33	0.00	12.50	0.00
Other	30.43	14.81	0.00	13.33	11.11	22.22	21.05

*Cumulative Numbers*

SCHTYPE	2002	2003	2004	2005	2006	2007	2008
Comprehensive	943	810	672	592	544	598	771
Grammar	773	666	571	616	624	552	512
Sec Mod	7	1	0	7	0	0	2
Independent	509	388	404	352	356	336	379
Sixth Form	4	1	1	3	2	2	3
FE/Tertiary	0	1	0	1	0	2	0
Other	7	4	0	2	4	2	4

**GCSE ECONOMICS 2002—2008**

Cumulative % at Grade B by school type



*GCSE ECONOMICS Grade C by school type 2002- 2008  
Cumulative Percentages*

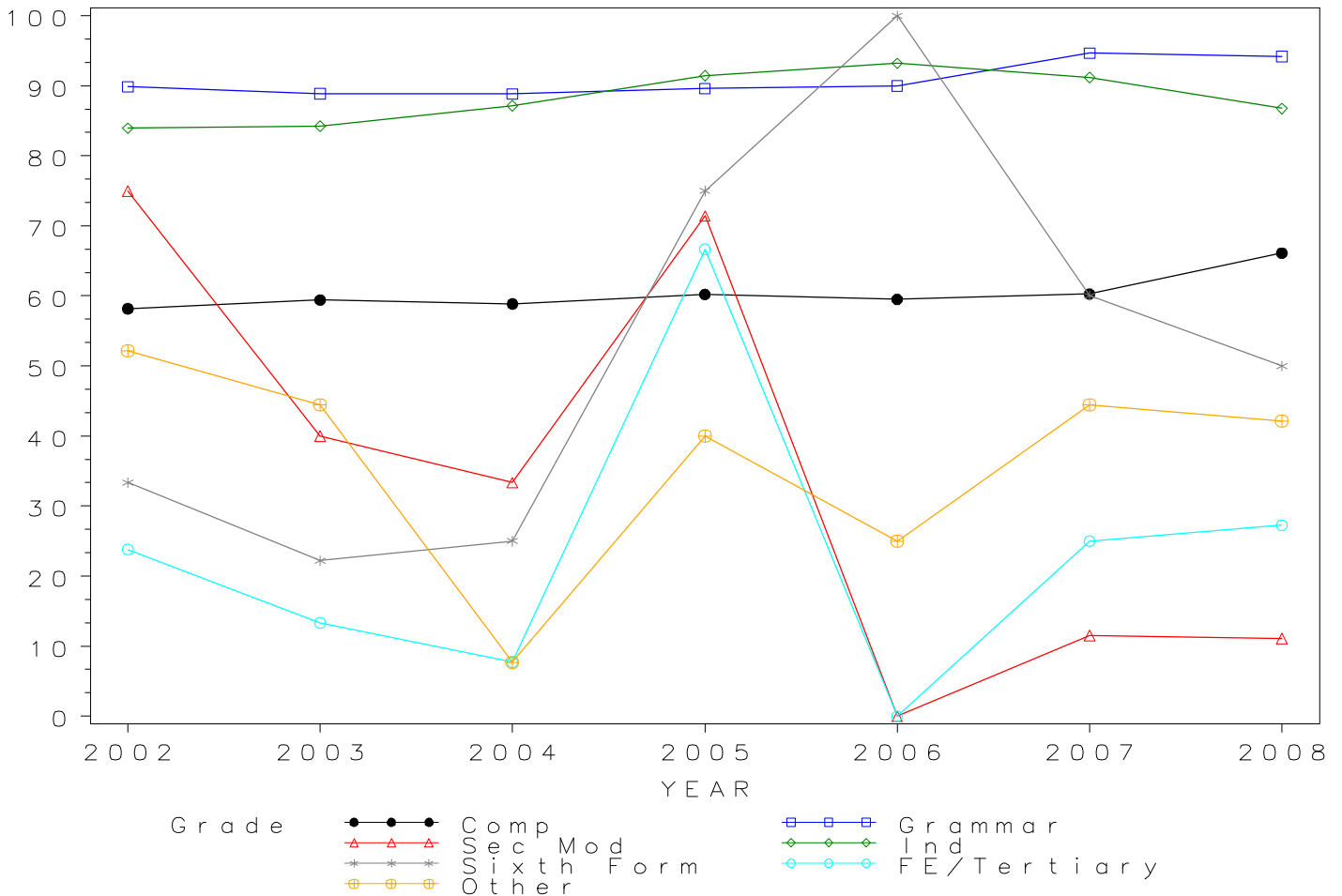
SCHTYPE	2002	2003	2004	2005	2006	2007	2008
Comprehensive	58.17	59.42	58.86	60.22	59.50	60.28	66.13
Grammar	89.85	88.86	88.85	89.62	89.98	94.66	94.18
Sec Mod	75.00	40.00	33.33	71.43	0.00	11.54	11.11
Independent	83.94	84.25	87.18	91.44	93.20	91.20	86.76
Sixth Form	33.33	22.22	25.00	75.00	100.00	60.00	50.00
FE/Tertiary	23.81	13.33	7.69	66.67	0.00	25.00	27.27
Other	52.17	44.44	7.69	40.00	25.00	44.44	42.11

*Cumulative Numbers*

SCHTYPE	2002	2003	2004	2005	2006	2007	2008
Comprehensive	1730	1448	1272	1058	1040	1120	1273
Grammar	1044	909	797	786	808	691	631
Sec Mod	21	6	3	10	0	3	5
Independent	690	508	517	470	452	404	452
Sixth Form	6	6	2	9	2	3	4
FE/Tertiary	5	2	1	2	0	4	3
Other	12	12	1	6	9	4	8

**GCSE ECONOMICS 2002–2008**

Cumulative % at Grade C by school type



*GCSE ECONOMICS Grade D by school type 2002- 2008  
Cumulative Percentages*

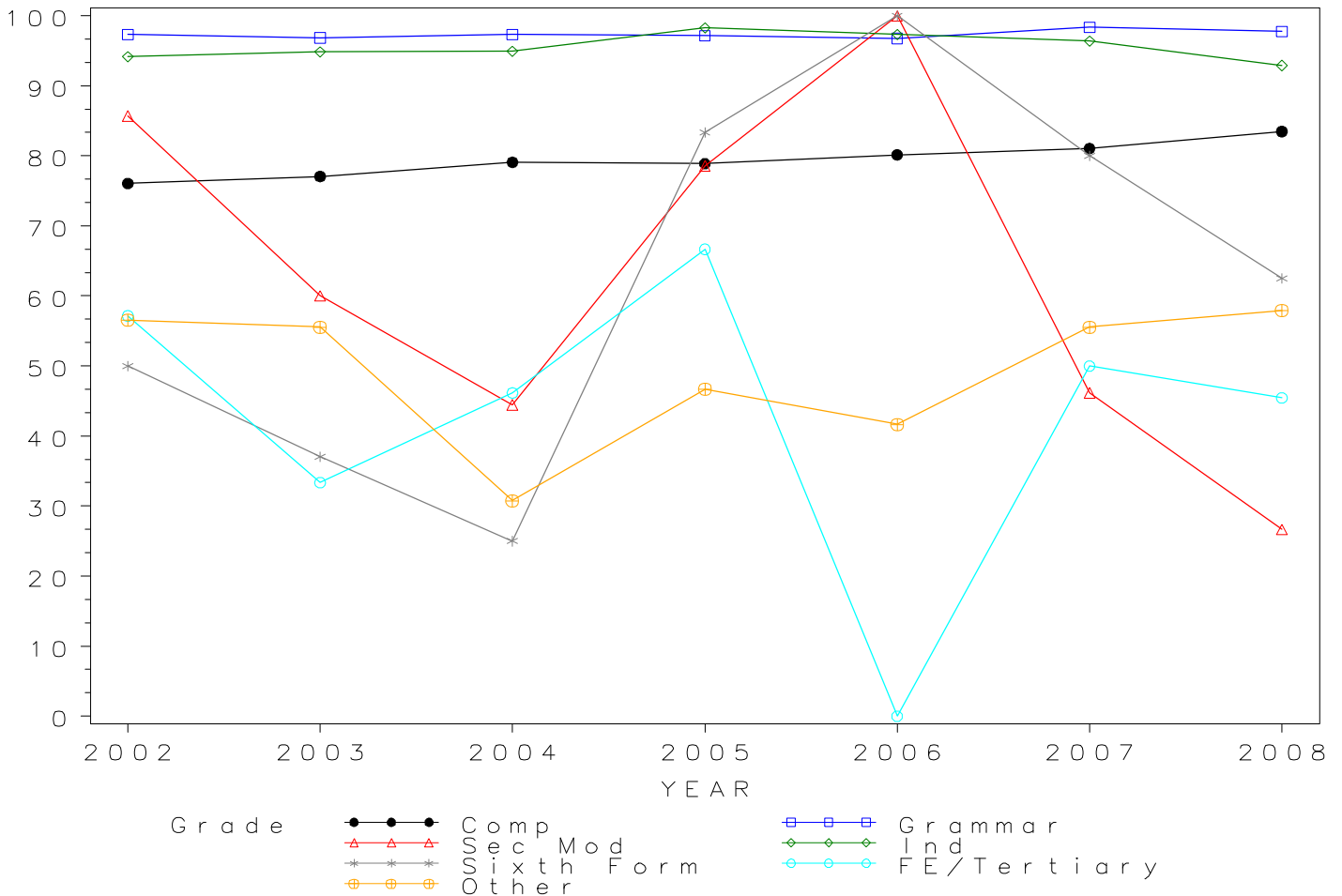
SCHTYPE	2002	2003	2004	2005	2006	2007	2008
Comprehensive	76.06	77.06	79.08	78.88	80.15	81.05	83.48
Grammar	97.33	96.87	97.32	97.15	96.77	98.36	97.76
Sec Mod	85.71	60.00	44.44	78.57	100.00	46.15	26.67
Independent	94.16	94.86	94.94	98.25	97.32	96.39	92.90
Sixth Form	50.00	37.04	25.00	83.33	100.00	80.00	62.50
FE/Tertiary	57.14	33.33	46.15	66.67	0.00	50.00	45.45
Other	56.52	55.56	30.77	46.67	41.67	55.56	57.89

*Cumulative Numbers*

SCHTYPE	2002	2003	2004	2005	2006	2007	2008
Comprehensive	2262	1878	1709	1386	1401	1506	1607
Grammar	1131	991	873	852	869	718	655
Sec Mod	24	9	4	11	1	12	12
Independent	774	572	563	505	472	427	484
Sixth Form	9	10	2	10	2	4	5
FE/Tertiary	12	5	6	2	0	8	5
Other	13	15	4	7	15	5	11

**GCSE ECONOMICS 2002–2008**

Cumulative % at Grade D by school type



*GCSE ECONOMICS Grade E by school type 2002- 2008  
Cumulative Percentages*

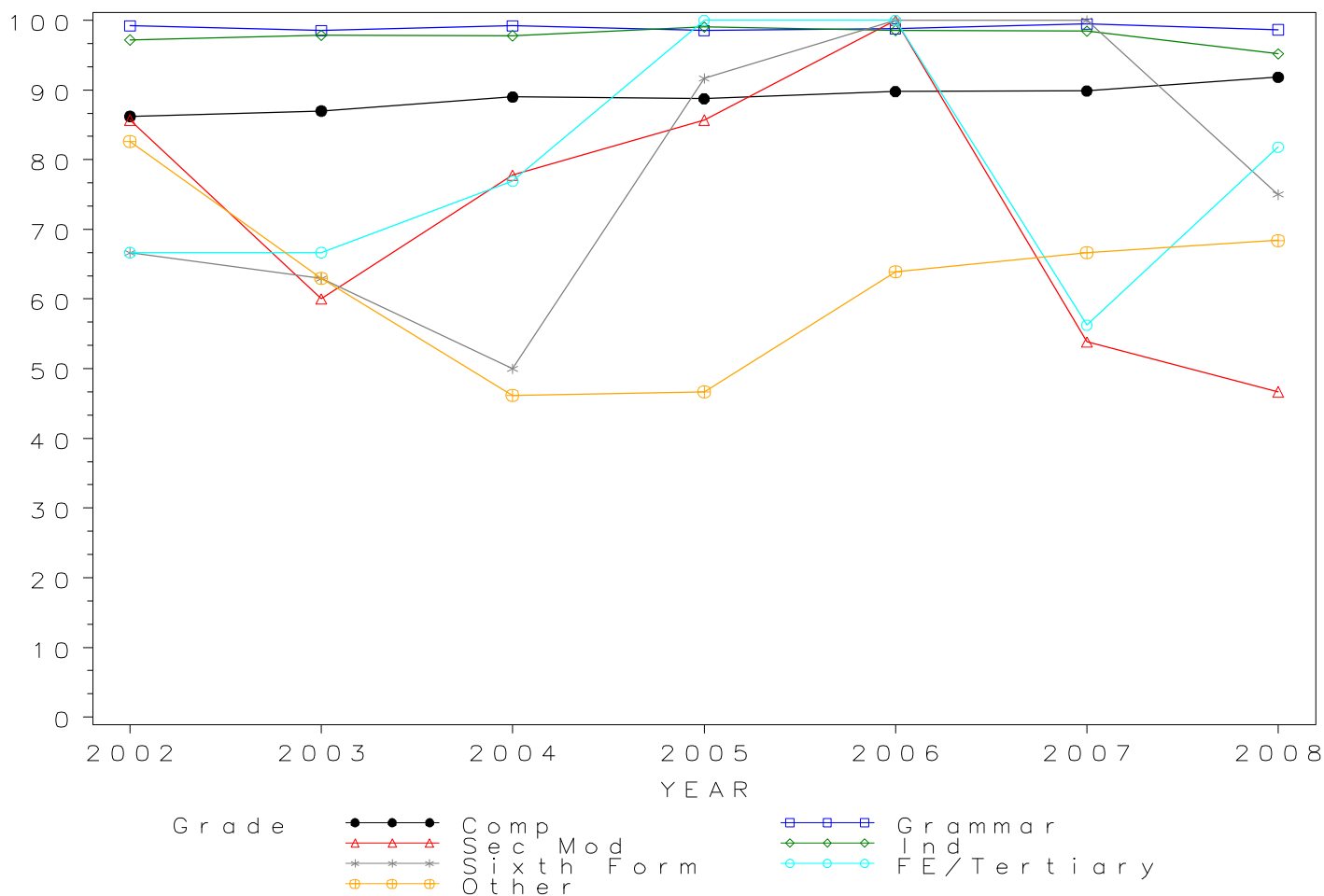
SCHTYPE	2002	2003	2004	2005	2006	2007	2008
Comprehensive	86.21	86.99	88.99	88.73	89.76	89.88	91.84
Grammar	99.23	98.53	99.22	98.52	98.78	99.45	98.66
Sec Mod	85.71	60.00	77.78	85.71	100.00	53.85	46.67
Independent	97.20	97.84	97.81	99.03	98.56	98.42	95.20
Sixth Form	66.67	62.96	50.00	91.67	100.00	100.00	75.00
FE/Tertiary	66.67	66.67	76.92	100.00	100.00	56.25	81.82
Other	82.61	62.96	46.15	46.67	63.89	66.67	68.42

*Cumulative Numbers*

SCHTYPE	2002	2003	2004	2005	2006	2007	2008
Comprehensive	2564	2120	1923	1559	1569	1670	1768
Grammar	1153	1008	890	864	887	726	661
Sec Mod	24	9	7	12	1	14	21
Independent	799	590	580	509	478	436	496
Sixth Form	12	17	4	11	2	5	6
FE/Tertiary	14	10	10	3	1	9	9
Other	19	17	6	7	23	6	13

**GCSE ECONOMICS 2002–2008**

Cumulative % at Grade E by school type



*GCSE ECONOMICS Grade F by school type 2002- 2008  
Cumulative Percentages*

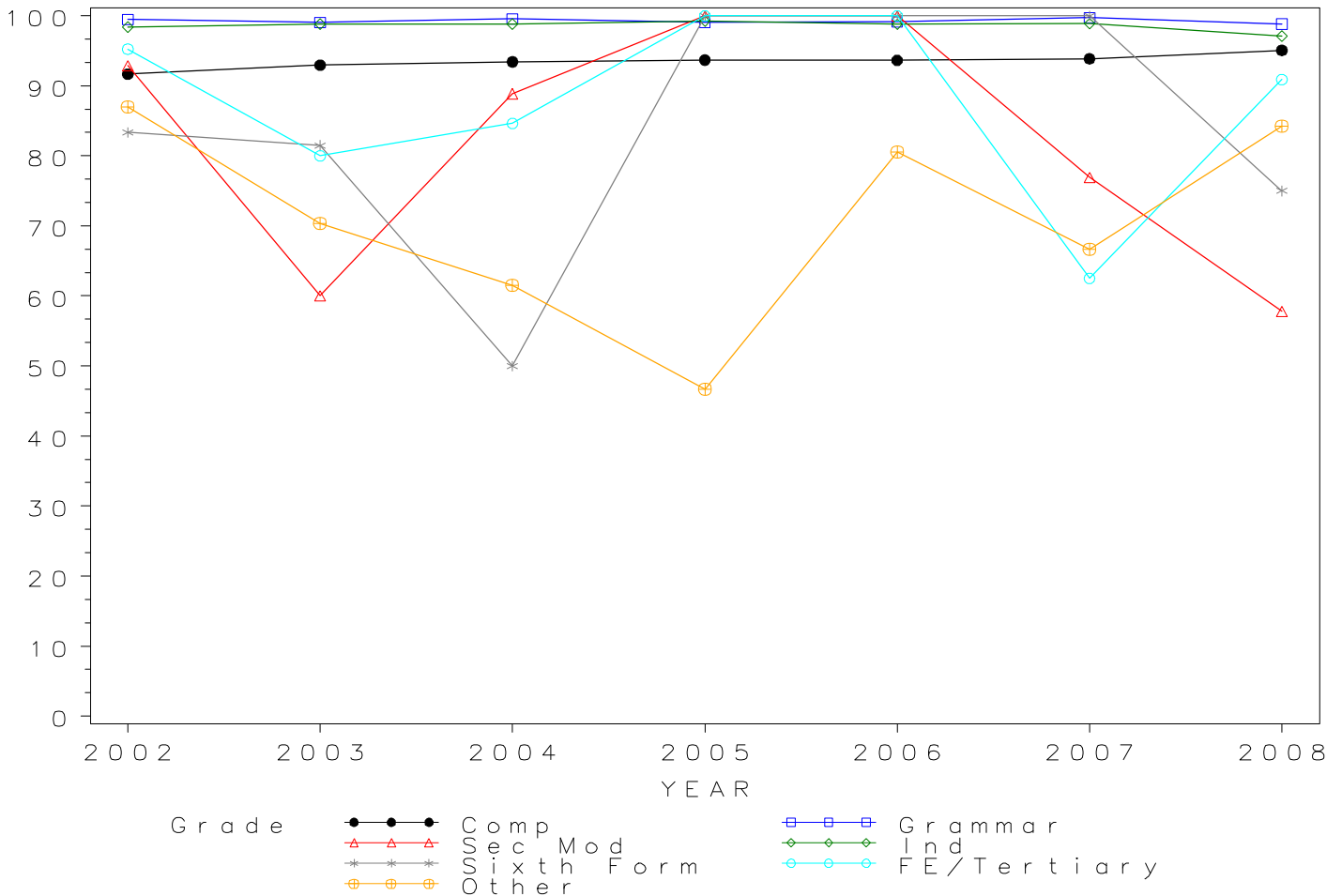
SCHTYPE	2002	2003	2004	2005	2006	2007	2008
Comprehensive	91.66	92.94	93.43	93.68	93.65	93.86	95.06
Grammar	99.48	99.02	99.55	99.09	99.11	99.73	98.81
Sec Mod	92.86	60.00	88.89	100.00	100.00	76.92	57.78
Independent	98.42	98.84	98.82	99.22	98.76	98.87	97.12
Sixth Form	83.33	81.48	50.00	100.00	100.00	100.00	75.00
FE/Tertiary	95.24	80.00	84.62	100.00	100.00	62.50	90.91
Other	86.96	70.37	61.54	46.67	80.56	66.67	84.21

*Cumulative Numbers*

SCHTYPE	2002	2003	2004	2005	2006	2007	2008
Comprehensive	2726	2265	2019	1646	1637	1744	1830
Grammar	1156	1013	893	869	890	728	662
Sec Mod	26	9	8	14	1	20	26
Independent	809	596	586	510	479	438	506
Sixth Form	15	22	4	12	2	5	6
FE/Tertiary	20	12	11	3	1	10	10
Other	20	19	8	7	29	6	16

**GCSE ECONOMICS 2002–2008**

Cumulative % at Grade F by school type



**GCSE ECONOMICS Grade G by school type 2002- 2008**  
**Cumulative Percentages**

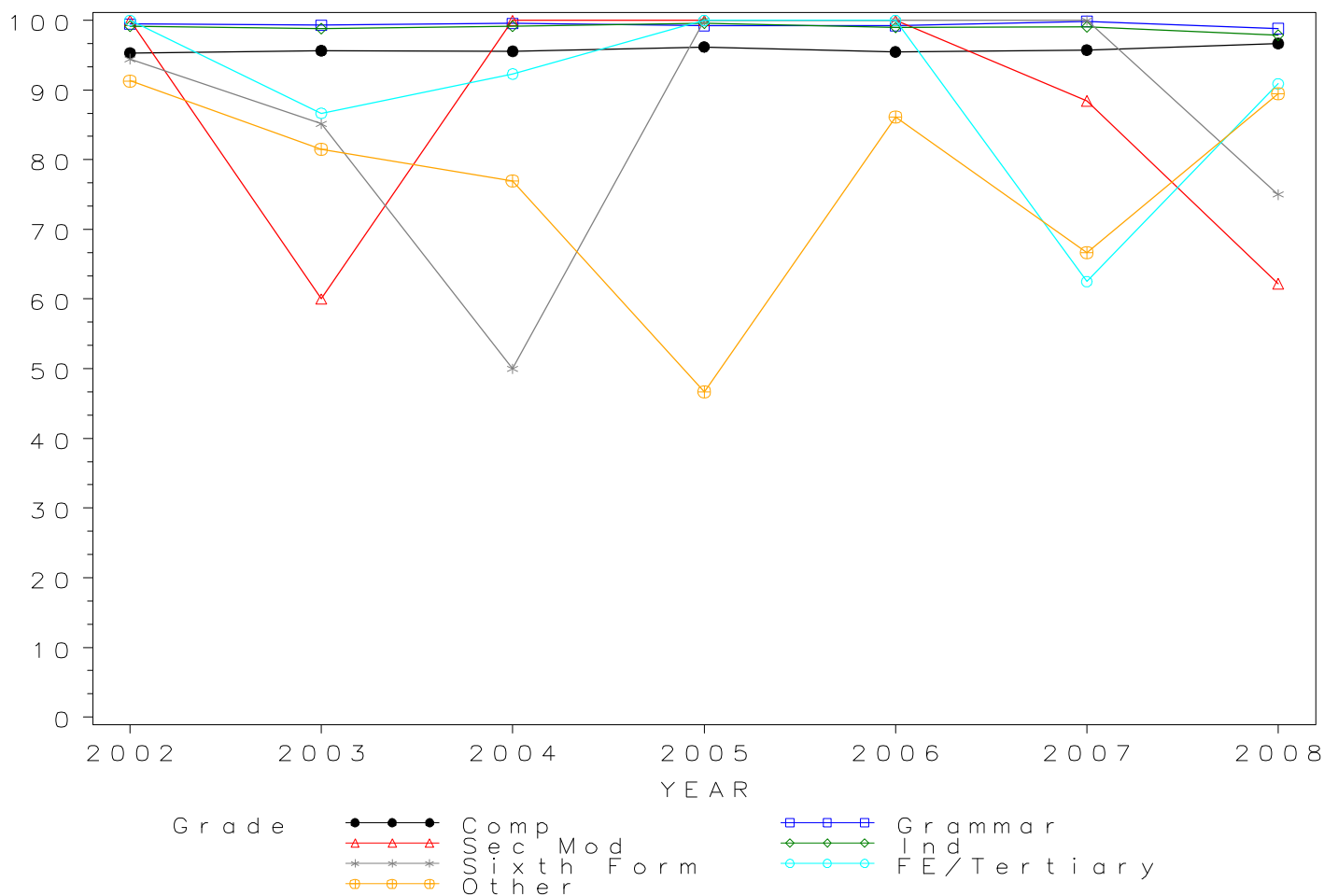
SCHTYPE	2002	2003	2004	2005	2006	2007	2008
Comprehensive	95.33	95.65	95.56	96.19	95.48	95.75	96.68
Grammar	99.48	99.32	99.55	99.20	99.22	99.86	98.81
Sec Mod	100.00	60.00	100.00	100.00	100.00	88.46	62.22
Independent	99.15	98.84	99.16	99.61	98.97	99.10	97.89
Sixth Form	94.44	85.19	50.00	100.00	100.00	100.00	75.00
FE/Tertiary	100.00	86.67	92.31	100.00	100.00	62.50	90.91
Other	91.30	81.48	76.92	46.67	86.11	66.67	89.47

**Cumulative Numbers**

SCHTYPE	2002	2003	2004	2005	2006	2007	2008
Comprehensive	2835	2331	2065	1690	1669	1779	1861
Grammar	1156	1016	893	870	891	729	662
Sec Mod	28	9	9	14	1	23	28
Independent	815	596	588	512	480	439	510
Sixth Form	17	23	4	12	2	5	6
FE/Tertiary	21	13	12	3	1	10	10
Other	21	22	10	7	31	6	17

**GCSE ECONOMICS 2002–2008**

Cumulative % at Grade G by school type

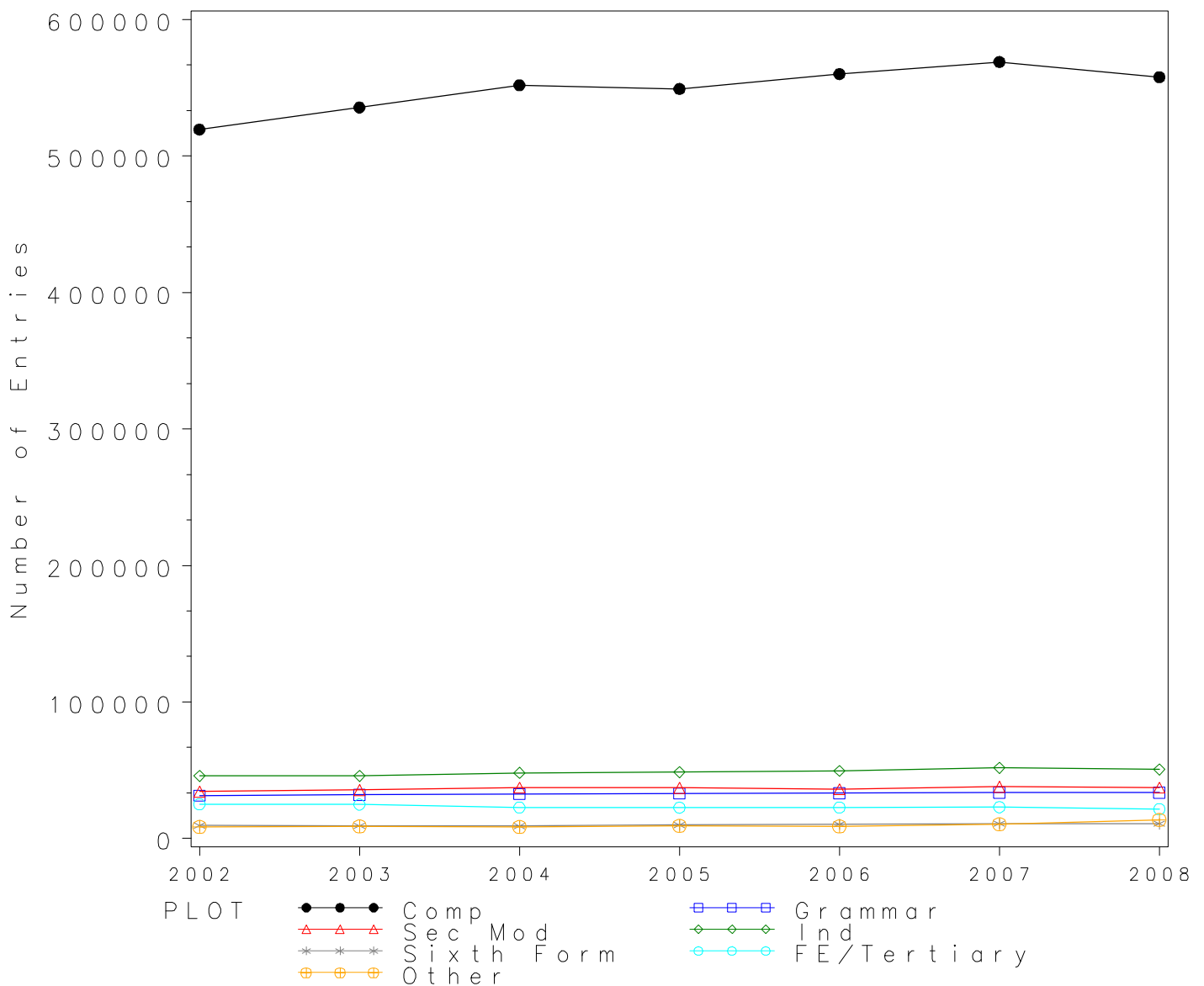




*Numbers of GCSE entries in ENGLISH LANGUAGE by school type 2002- 2008*

SCHTYPE	2002	2003	2004	2005	2006	2007	2008
Comprehensive	519431	535549	551838	549220	560099	568966	557766
Grammar	31407	31919	32615	32971	33203	33702	33643
Sec Mod	34323	35504	37327	37152	36204	37922	37408
Independent	45810	45864	48092	48687	49546	51675	50495
Sixth Form	9442	9303	9217	9947	10506	10900	10826
FE/Tertiary	25134	24912	22793	22655	22780	22975	21571
Other	8429	8932	8542	9119	8937	10315	13708

GCSE ENGLISH LANGUAGE Entries by school type 2002–2008



*GCSE ENGLISH LANGUAGE Grade A\* by school type 2002- 2008  
Cumulative Percentages*

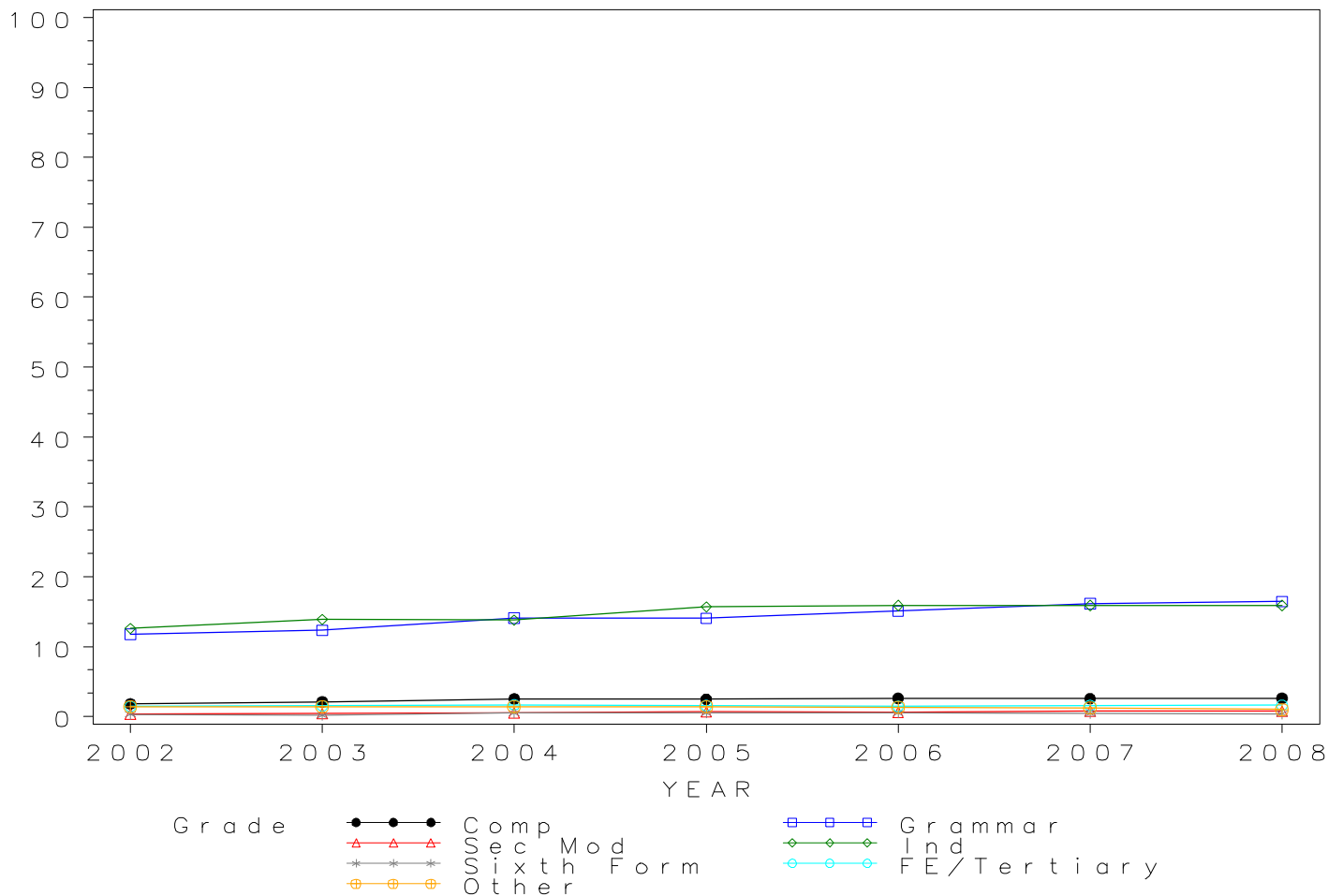
SCHTYPE	2002	2003	2004	2005	2006	2007	2008
Comprehensive	1.81	2.10	2.53	2.47	2.61	2.54	2.62
Grammar	11.78	12.34	14.08	14.06	15.06	16.14	16.44
Sec Mod	0.36	0.42	0.57	0.66	0.62	0.80	0.76
Independent	12.60	13.90	13.80	15.70	15.90	15.90	15.90
Sixth Form	0.30	0.20	0.50	0.50	0.50	0.40	0.40
FE/Tertiary	1.46	1.53	1.68	1.57	1.48	1.57	1.63
Other	1.40	1.40	1.40	1.40	1.30	1.20	1.00

*Cumulative Numbers*

SCHTYPE	2002	2003	2004	2005	2006	2007	2008
Comprehensive	9420	11246	13948	13577	14642	14476	14590
Grammar	3699	3940	4593	4636	5002	5438	5531
Sec Mod	124	149	211	247	224	303	283
Independent	5772	6375	6637	7644	7878	8216	8029
Sixth Form	28	19	46	50	53	44	43
FE/Tertiary	367	381	383	355	337	361	352
Other	118	125	120	128	116	124	137

**GCSE ENGLISH LANGUAGE 2002–2008**

Cumulative % at Grade A\* by school type



*GCSE ENGLISH LANGUAGE Grade A by school type 2002- 2008  
Cumulative Percentages*

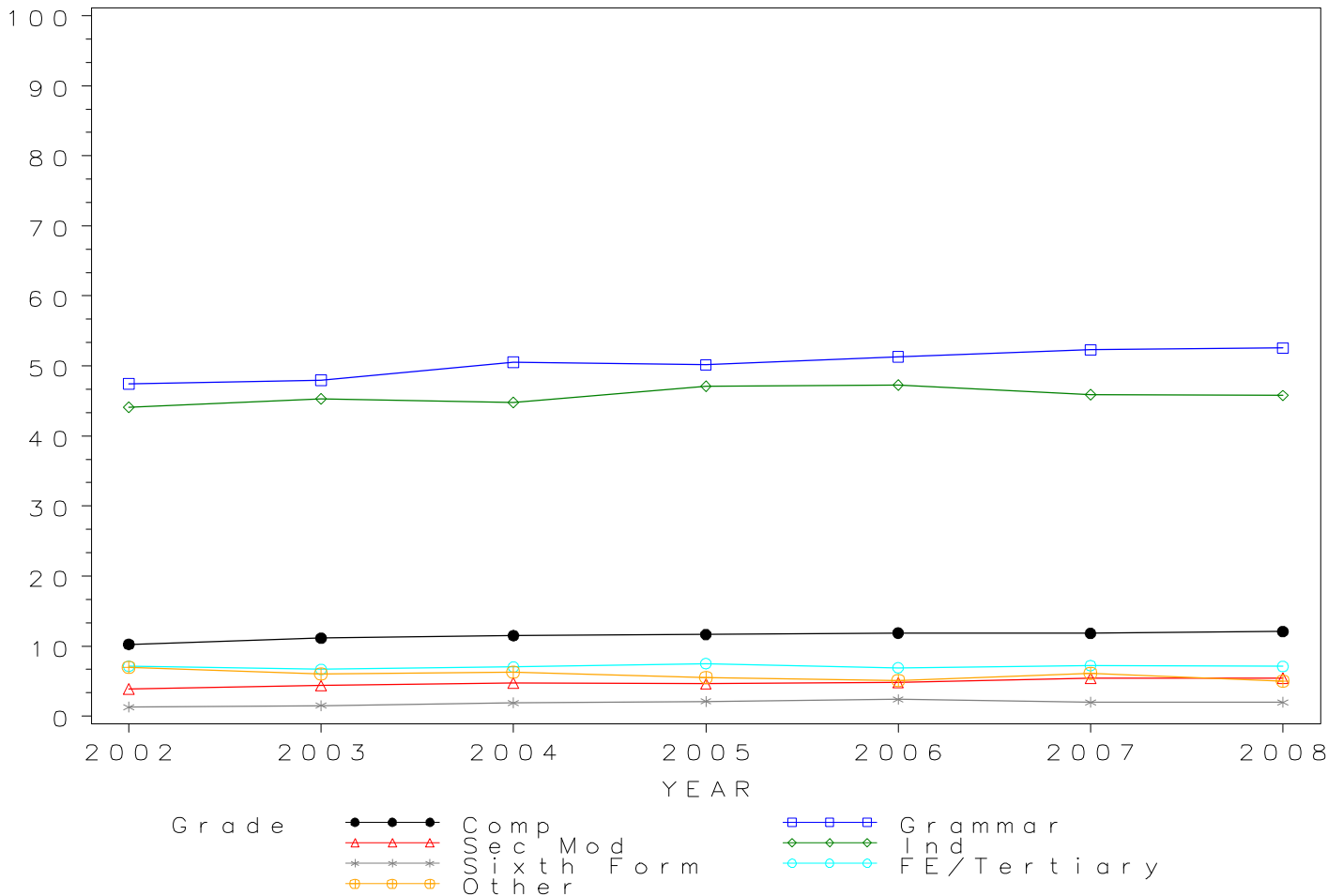
SCHTYPE	2002	2003	2004	2005	2006	2007	2008
Comprehensive	10.25	11.14	11.51	11.67	11.87	11.81	12.09
Grammar	47.46	47.96	50.56	50.14	51.30	52.31	52.55
Sec Mod	3.88	4.37	4.73	4.63	4.77	5.45	5.42
Independent	44.10	45.30	44.80	47.10	47.30	45.90	45.80
Sixth Form	1.30	1.50	1.90	2.10	2.40	2.00	2.00
FE/Tertiary	7.14	6.69	7.03	7.51	6.91	7.22	7.09
Other	7.00	6.00	6.30	5.50	5.10	6.10	5.00

*Cumulative Numbers*

SCHTYPE	2002	2003	2004	2005	2006	2007	2008
Comprehensive	53245	59645	63493	64092	66483	67172	67421
Grammar	14907	15309	16489	16531	17033	17629	17678
Sec Mod	1332	1552	1765	1720	1728	2065	2028
Independent	20202	20776	21545	22932	23435	23719	23127
Sixth Form	123	140	175	209	252	218	217
FE/Tertiary	1794	1667	1603	1701	1575	1659	1529
Other	590	536	538	502	456	629	685

**GCSE ENGLISH LANGUAGE 2002–2008**

Cumulative % at Grade A by school type



*GCSE ENGLISH LANGUAGE Grade B by school type 2002- 2008  
Cumulative Percentages*

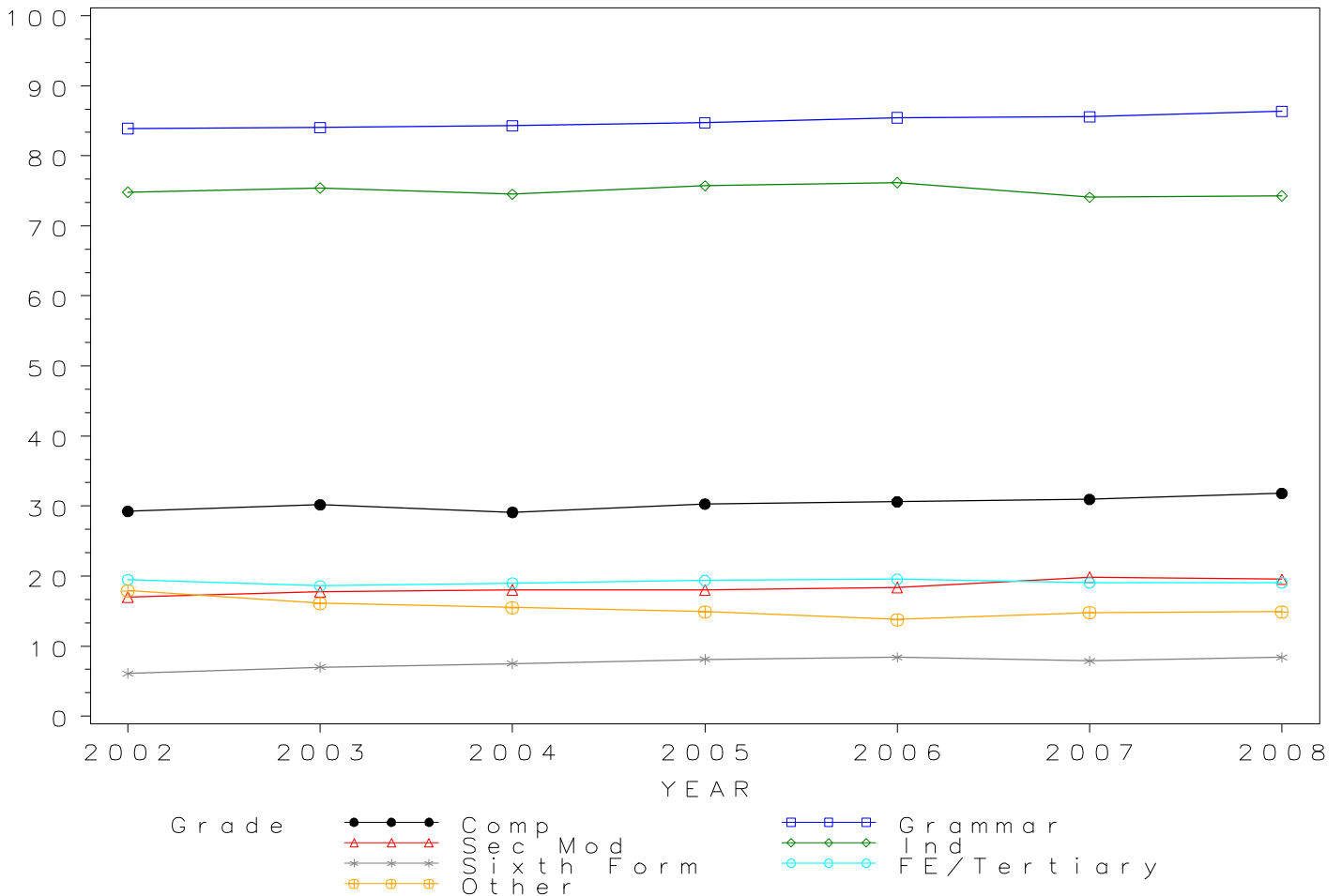
SCHTYPE	2002	2003	2004	2005	2006	2007	2008
Comprehensive	29.24	30.19	29.11	30.29	30.60	30.94	31.83
Grammar	83.92	84.02	84.29	84.70	85.47	85.57	86.37
Sec Mod	17.01	17.73	18.02	18.06	18.40	19.85	19.54
Independent	74.80	75.40	74.50	75.70	76.20	74.10	74.30
Sixth Form	6.10	7.00	7.50	8.10	8.40	7.90	8.40
FE/Tertiary	19.48	18.60	19.00	19.35	19.53	19.05	19.05
Other	17.90	16.10	15.50	14.90	13.80	14.80	14.90

*Cumulative Numbers*

SCHTYPE	2002	2003	2004	2005	2006	2007	2008
Comprehensive	151872	161705	160626	166355	171366	176063	177514
Grammar	26357	26817	27490	27926	28377	28840	29056
Sec Mod	5838	6295	6728	6708	6663	7526	7311
Independent	34266	34581	35829	36856	37754	38291	37518
Sixth Form	576	651	691	806	883	861	909
FE/Tertiary	4897	4633	4330	4384	4450	4376	4110
Other	1509	1438	1324	1359	1233	1527	2042

**GCSE ENGLISH LANGUAGE 2002–2008**

Cumulative % at Grade B by school type



*GCSE ENGLISH LANGUAGE Grade C by school type 2002- 2008  
Cumulative Percentages*

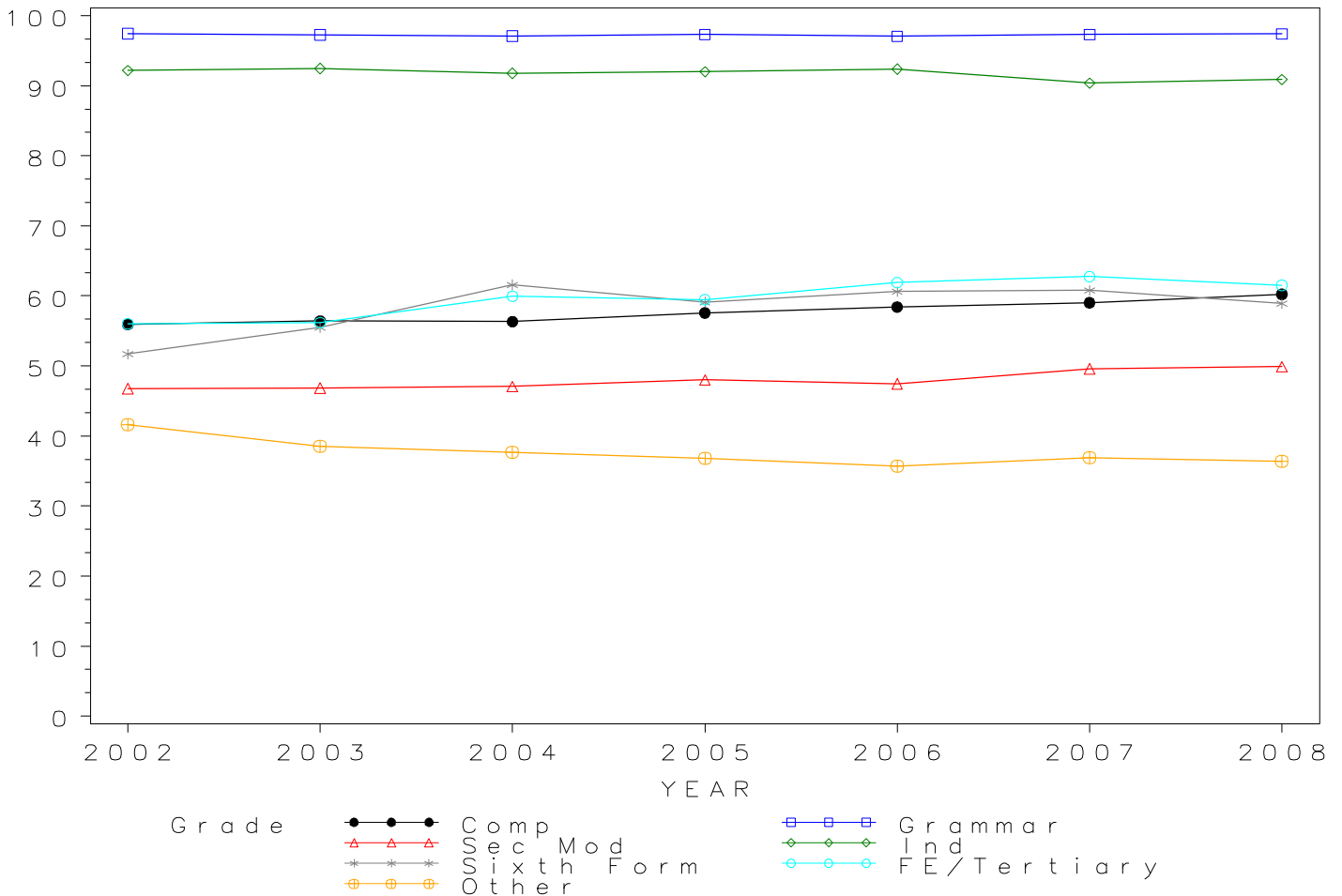
SCHTYPE	2002	2003	2004	2005	2006	2007	2008
Comprehensive	55.93	56.41	56.32	57.58	58.42	59.03	60.24
Grammar	97.47	97.30	97.12	97.33	97.07	97.34	97.41
Sec Mod	46.78	46.85	47.08	48.00	47.44	49.61	49.92
Independent	92.20	92.50	91.80	92.00	92.40	90.40	90.90
Sixth Form	51.71	55.50	61.60	59.10	60.60	60.80	58.90
FE/Tertiary	56.02	56.19	59.97	59.48	61.91	62.78	61.53
Other	41.59	38.50	37.70	36.80	35.71	36.90	36.40

*Cumulative Numbers*

SCHTYPE	2002	2003	2004	2005	2006	2007	2008
Comprehensive	290495	302125	310779	316248	327226	335859	336007
Grammar	30612	31057	31676	32090	32229	32804	32772
Sec Mod	16057	16635	17575	17833	17176	18813	18673
Independent	42237	42424	44148	44792	45781	46714	45900
Sixth Form	4882	5163	5678	5879	6367	6627	6377
FE/Tertiary	14081	13997	13668	13476	14104	14423	13272
Other	3506	3439	3220	3356	3191	3806	4990

**GCSE ENGLISH LANGUAGE 2002–2008**

Cumulative % at Grade C by school type



*GCSE ENGLISH LANGUAGE Grade D by school type 2002- 2008  
Cumulative Percentages*

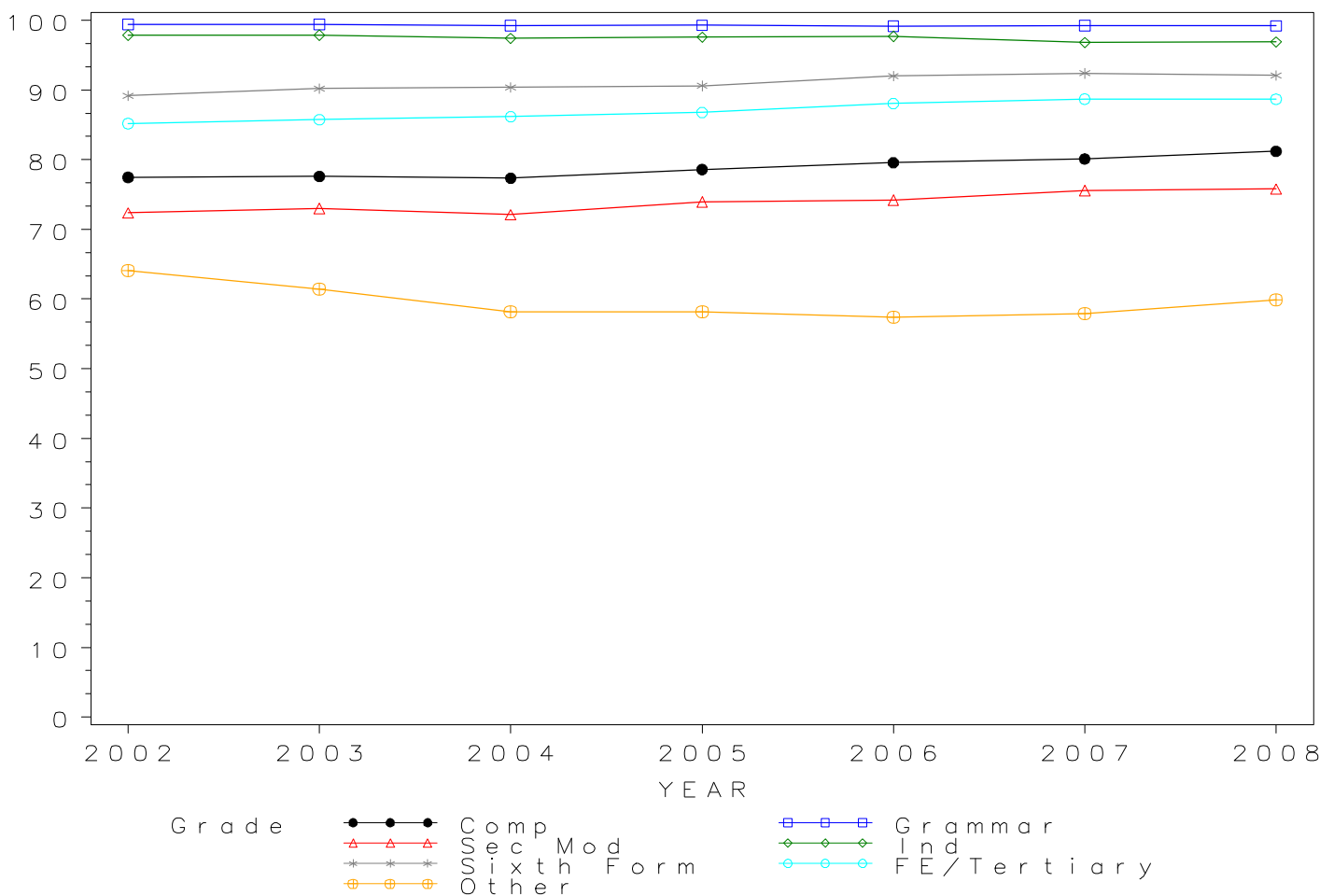
SCHTYPE	2002	2003	2004	2005	2006	2007	2008
Comprehensive	77.47	77.62	77.36	78.60	79.58	80.11	81.19
Grammar	99.43	99.40	99.27	99.30	99.17	99.27	99.20
Sec Mod	72.37	73.01	72.11	73.95	74.23	75.59	75.79
Independent	97.90	97.90	97.40	97.60	97.70	96.80	96.90
Sixth Form	89.20	90.20	90.40	90.60	92.00	92.40	92.10
FE/Tertiary	85.20	85.74	86.16	86.79	88.06	88.71	88.69
Other	64.10	61.40	58.19	58.20	57.40	57.90	59.90

*Cumulative Numbers*

SCHTYPE	2002	2003	2004	2005	2006	2007	2008
Comprehensive	402408	415682	426915	431675	445734	455810	452823
Grammar	31229	31729	32376	32740	32926	33455	33374
Sec Mod	24838	25920	26916	27475	26874	28667	28353
Independent	44848	44901	46842	47519	48406	50021	48930
Sixth Form	8422	8391	8332	9012	9666	10072	9971
FE/Tertiary	21414	21360	19638	19663	20061	20380	19131
Other	5403	5484	4971	5307	5130	5972	8211

**GCSE ENGLISH LANGUAGE 2002–2008**

Cumulative % at Grade D by school type



*GCSE ENGLISH LANGUAGE Grade E by school type 2002- 2008  
Cumulative Percentages*

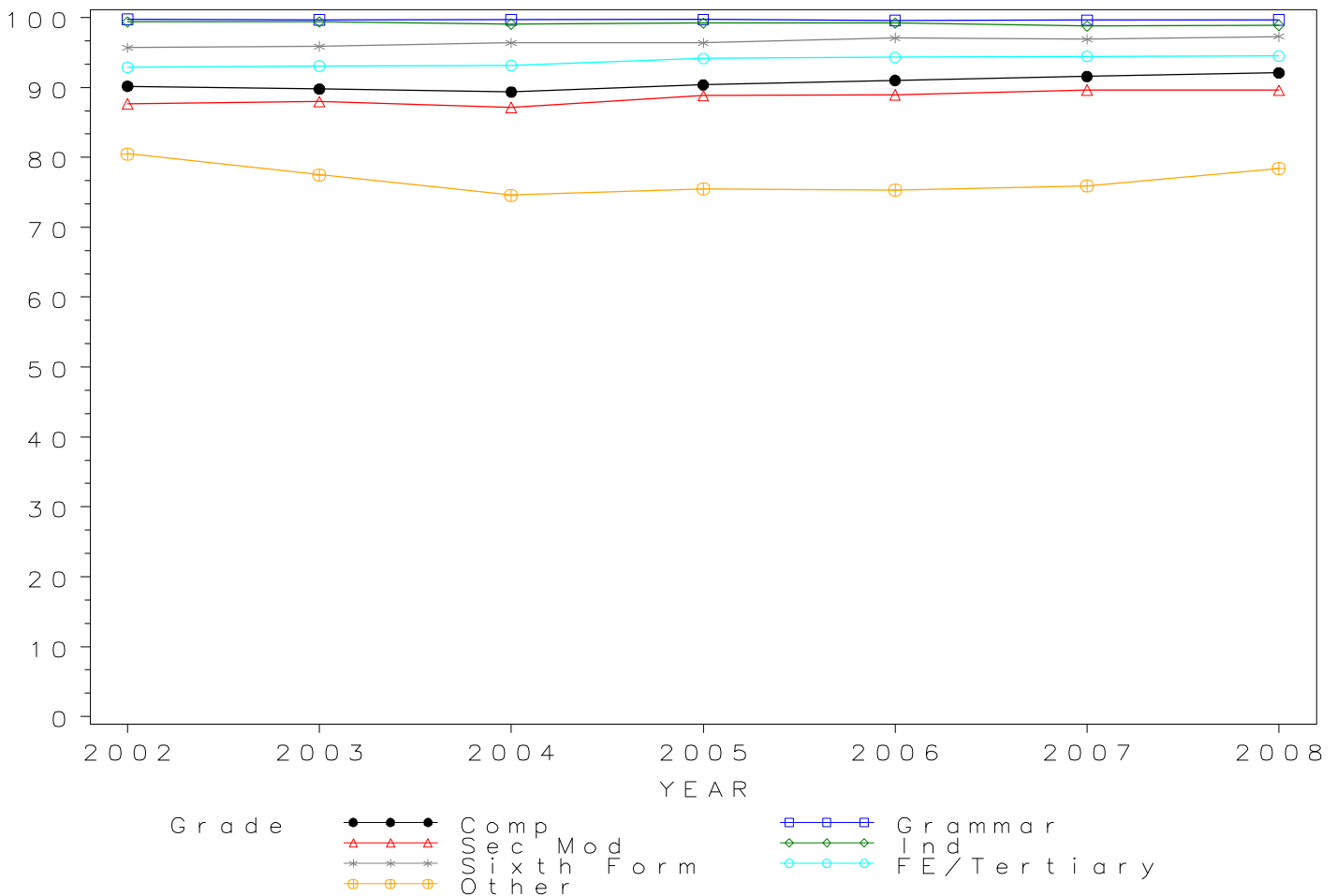
SCHTYPE	2002	2003	2004	2005	2006	2007	2008
Comprehensive	90.18	89.80	89.37	90.36	91.01	91.56	92.10
Grammar	99.77	99.67	99.70	99.73	99.60	99.64	99.66
Sec Mod	87.67	87.96	87.16	88.85	88.95	89.66	89.61
Independent	99.40	99.40	99.10	99.20	99.20	98.80	98.90
Sixth Form	95.70	95.90	96.40	96.40	97.10	96.90	97.30
FE/Tertiary	92.89	93.08	93.16	94.16	94.34	94.46	94.50
Other	80.50	77.50	74.60	75.50	75.30	75.90	78.40

*Cumulative Numbers*

SCHTYPE	2002	2003	2004	2005	2006	2007	2008
Comprehensive	468441	480914	493180	496283	509754	520972	513687
Grammar	31334	31814	32518	32883	33070	33579	33530
Sec Mod	30092	31231	32533	33011	32202	34002	33521
Independent	45535	45589	47659	48298	49150	51055	49940
Sixth Form	9036	8922	8885	9589	10201	10562	10534
FE/Tertiary	23348	23187	21234	21331	21490	21703	20384
Other	6785	6922	6372	6885	6730	7829	10747

**GCSE ENGLISH LANGUAGE 2002–2008**

Cumulative % at Grade E by school type



*GCSE ENGLISH LANGUAGE Grade F by school type 2002- 2008  
Cumulative Percentages*

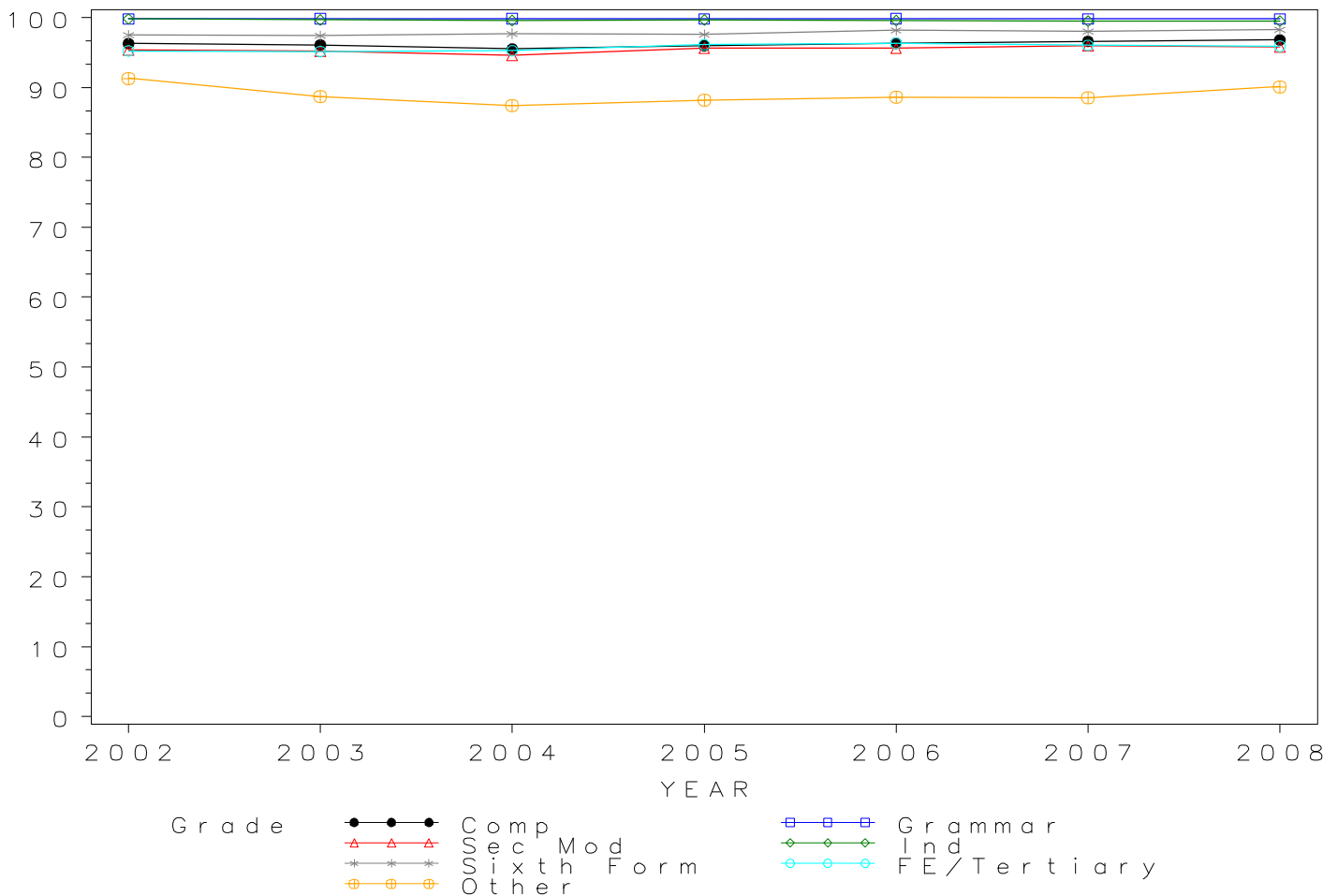
SCHTYPE	2002	2003	2004	2005	2006	2007	2008
Comprehensive	96.28	96.09	95.51	95.99	96.34	96.62	96.83
Grammar	99.80	99.87	99.83	99.83	99.83	99.80	99.80
Sec Mod	95.36	95.23	94.56	95.63	95.63	95.96	95.82
Independent	99.80	99.70	99.60	99.70	99.60	99.50	99.50
Sixth Form	97.50	97.40	97.70	97.60	98.20	98.00	98.30
FE/Tertiary	95.24	95.16	95.27	96.14	96.33	96.05	95.92
Other	91.30	88.70	87.40	88.20	88.60	88.50	90.10

*Cumulative Numbers*

SCHTYPE	2002	2003	2004	2005	2006	2007	2008
Comprehensive	500098	514621	527037	527222	539608	549722	540058
Grammar	31344	31877	32561	32915	33148	33634	33576
Sec Mod	32729	33812	35298	35530	34621	36391	35843
Independent	45718	45726	47900	48541	49348	51417	50243
Sixth Form	9206	9061	9005	9708	10317	10682	10642
FE/Tertiary	23937	23706	21714	21780	21945	22067	20691
Other	7696	7923	7466	8043	7918	9129	12351

**GCSE ENGLISH LANGUAGE 2002–2008**

Cumulative % at Grade F by school type





*GCSE ENGLISH LANGUAGE Grade G by school type 2002- 2008  
Cumulative Percentages*

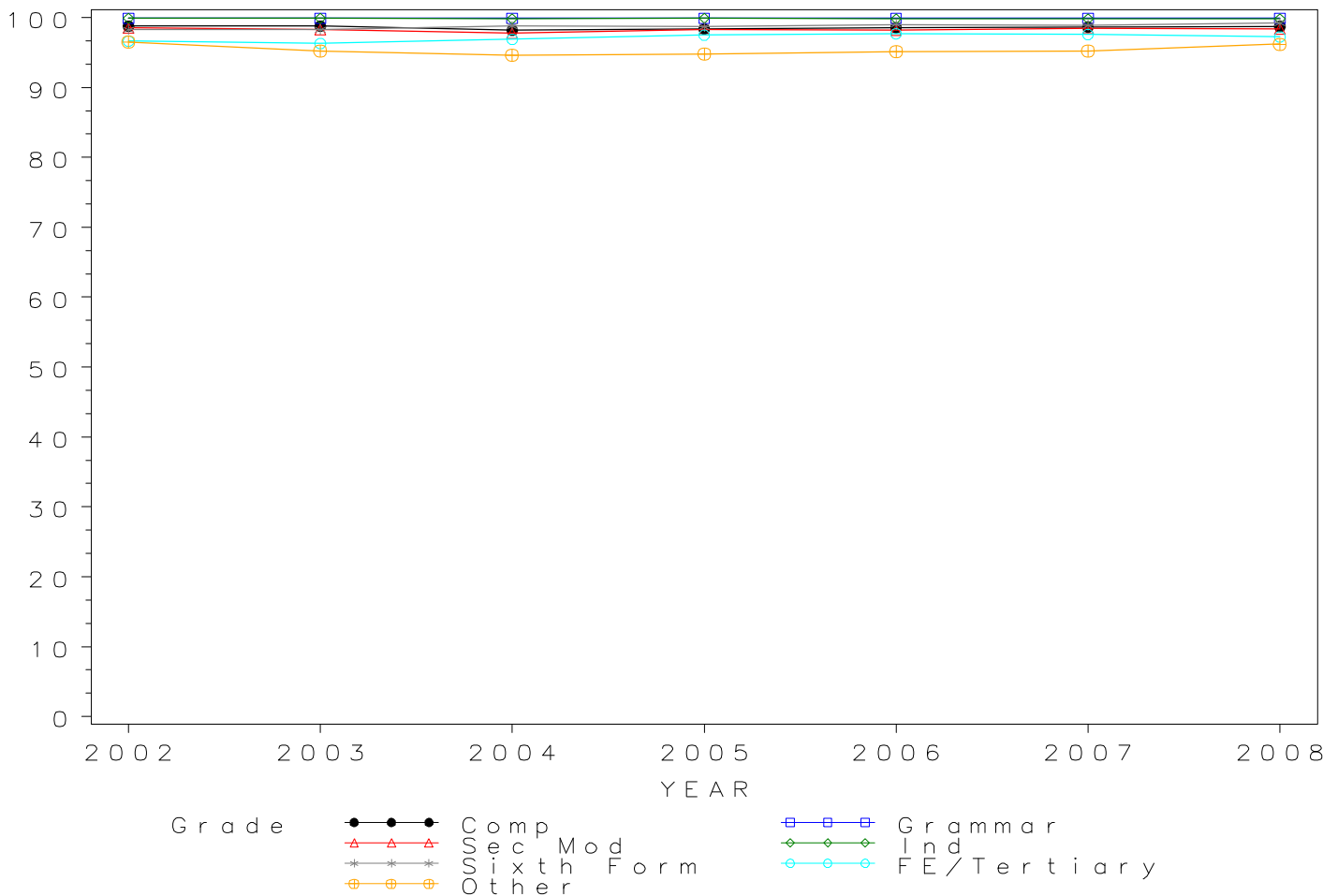
SCHTYPE	2002	2003	2004	2005	2006	2007	2008
Comprehensive	98.77	98.77	98.20	98.38	98.56	98.64	98.75
Grammar	99.90	99.90	99.90	99.90	99.90	99.90	99.90
Sec Mod	98.53	98.31	97.80	98.25	98.23	98.50	98.39
Independent	99.90	99.90	99.80	99.90	99.80	99.80	99.80
Sixth Form	98.29	98.30	98.80	98.70	99.00	98.90	99.20
FE/Tertiary	96.64	96.31	96.89	97.48	97.70	97.58	97.24
Other	96.50	95.20	94.60	94.80	95.10	95.20	96.20

*Cumulative Numbers*

SCHTYPE	2002	2003	2004	2005	2006	2007	2008
Comprehensive	513034	528955	541883	540341	552015	561251	550777
Grammar	31376	31887	32583	32938	33170	33669	33609
Sec Mod	33818	34903	36506	36503	35564	37353	36804
Independent	45764	45818	47996	48638	49447	51572	50394
Sixth Form	9281	9145	9106	9818	10401	10780	10739
FE/Tertiary	24290	23992	22084	22085	22256	22418	20976
Other	8134	8503	8081	8645	8499	9820	13187

**GCSE ENGLISH LANGUAGE 2002–2008**

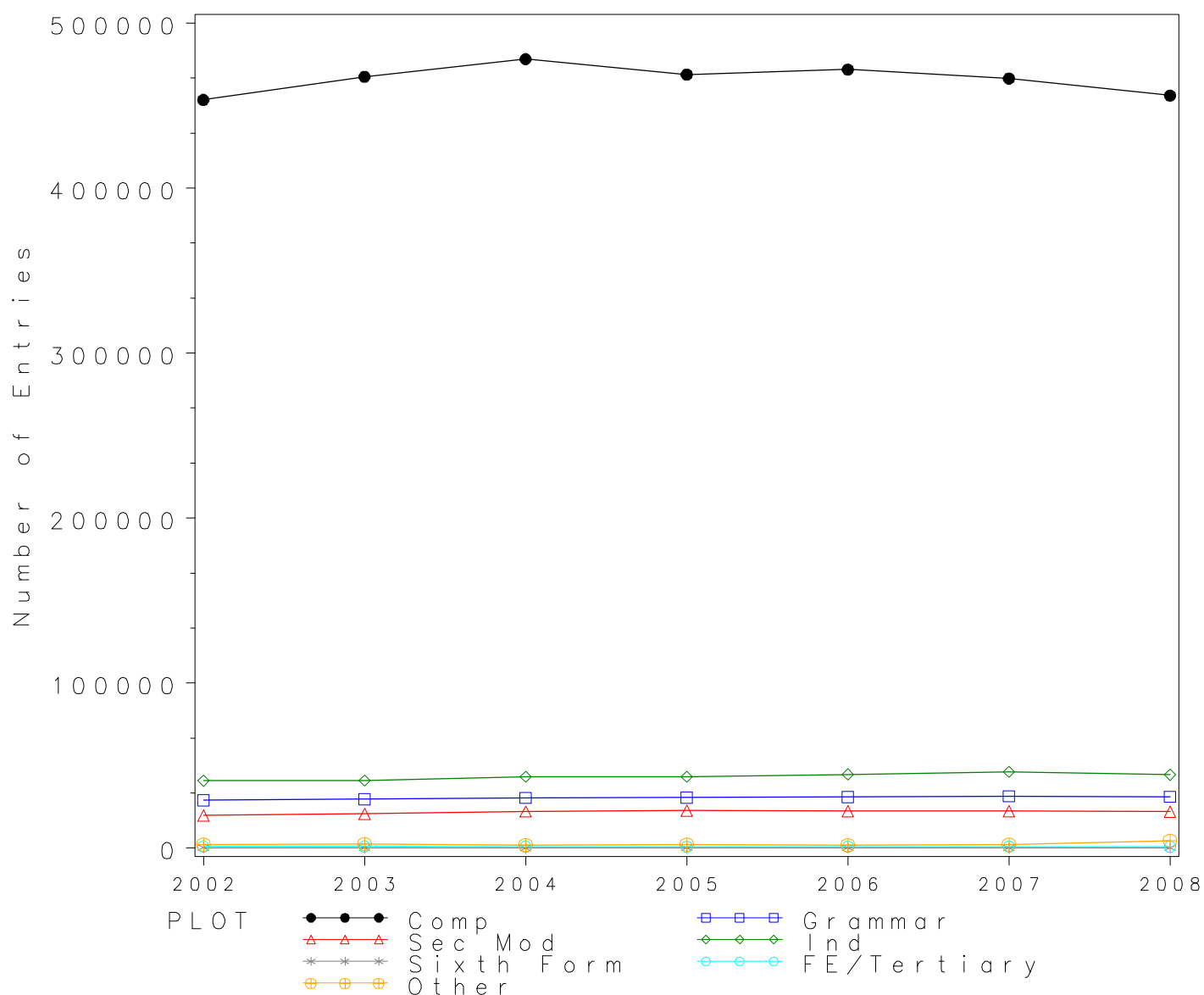
Cumulative % at Grade G by school type



*Numbers of GCSE entries in ENGLISH LITERATURE by school type 2002- 2008*

SCHTYPE	2002	2003	2004	2005	2006	2007	2008
Comprehensive	453455	467427	478162	468793	471843	466370	456058
Grammar	29075	29614	30489	30691	30972	31388	31117
Sec Mod	19738	20759	22191	22774	22448	22478	22019
Independent	40795	41007	43310	43324	44683	46229	44363
Sixth Form	289	237	127	136	151	142	175
FE/Tertiary	997	1024	859	795	876	936	851
Other	2260	2403	1901	2039	1674	2141	4307

GCSE ENGLISH LITERATURE Entries by school type 2002–2008



*GCSE ENGLISH LITERATURE Grade A\* by school type 2002- 2008  
Cumulative Percentages*

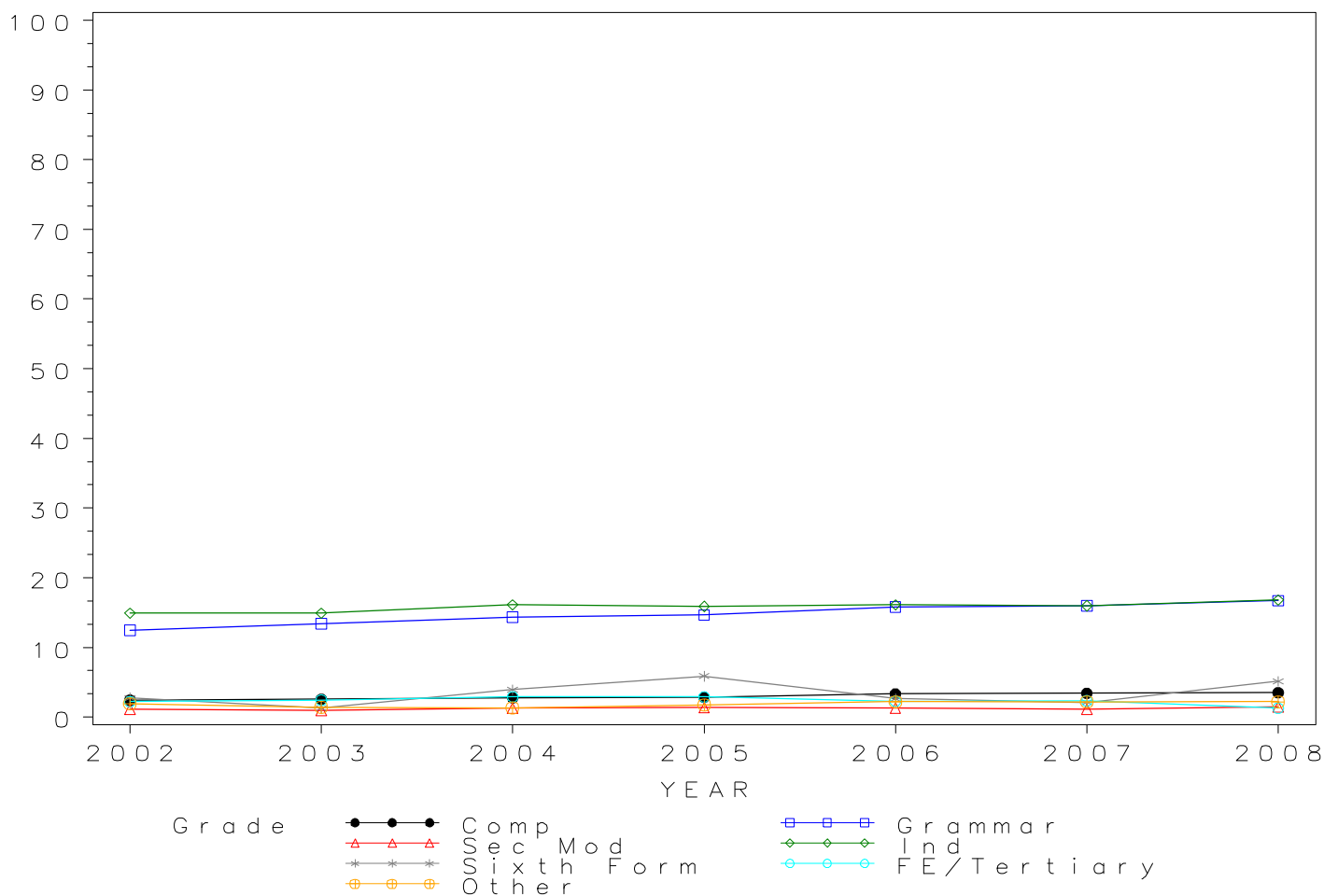
SCHTYPE	2002	2003	2004	2005	2006	2007	2008
Comprehensive	2.44	2.56	2.78	2.84	3.34	3.43	3.50
Grammar	12.47	13.39	14.33	14.66	15.82	15.99	16.72
Sec Mod	1.13	1.00	1.28	1.35	1.30	1.15	1.48
Independent	14.90	14.90	16.10	15.90	16.10	16.00	16.80
Sixth Form	2.77	1.27	3.94	5.88	2.65	2.11	5.14
FE/Tertiary	2.21	2.44	2.91	2.89	2.28	2.35	1.29
Other	1.90	1.41	1.32	1.72	2.21	2.20	2.21

*Cumulative Numbers*

SCHTYPE	2002	2003	2004	2005	2006	2007	2008
Comprehensive	11072	11944	13308	13325	15776	15995	15962
Grammar	3625	3966	4370	4498	4899	5018	5202
Sec Mod	224	207	283	307	292	258	325
Independent	6078	6110	6973	6889	7194	7397	7453
Sixth Form	8	3	5	8	4	3	9
FE/Tertiary	22	25	25	23	20	22	11
Other	43	34	25	35	37	47	95

**GCSE ENGLISH LITERATURE 2002—2008**

Cumulative % at Grade A\* by school type



*GCSE ENGLISH LITERATURE Grade A by school type 2002- 2008  
Cumulative Percentages*

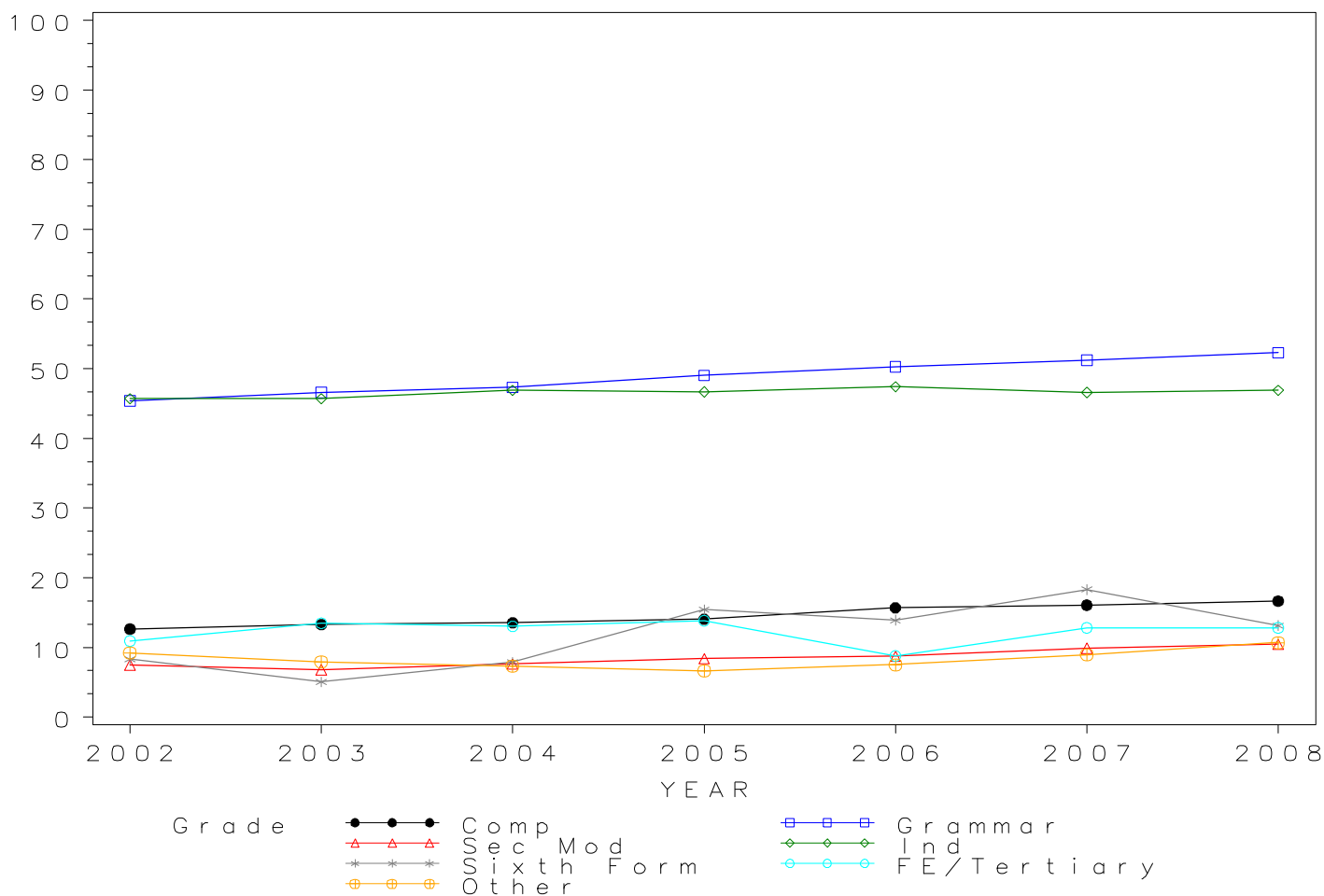
SCHTYPE	2002	2003	2004	2005	2006	2007	2008
Comprehensive	12.64	13.28	13.54	14.04	15.69	16.06	16.66
Grammar	45.42	46.58	47.32	49.02	50.30	51.23	52.29
Sec Mod	7.50	6.81	7.64	8.38	8.74	9.91	10.45
Independent	45.70	45.70	46.90	46.70	47.40	46.60	46.90
Sixth Form	8.30	5.06	7.87	15.44	13.91	18.31	13.14
FE/Tertiary	10.93	13.48	13.04	13.84	8.79	12.82	12.81
Other	9.20	7.91	7.31	6.62	7.53	8.92	10.70

*Cumulative Numbers*

SCHTYPE	2002	2003	2004	2005	2006	2007	2008
Comprehensive	57299	62074	64723	65822	74026	74913	75973
Grammar	13206	13795	14426	15046	15579	16081	16272
Sec Mod	1480	1413	1696	1908	1963	2227	2301
Independent	18643	18740	20312	20232	21180	21543	20806
Sixth Form	24	12	10	21	21	26	23
FE/Tertiary	109	138	112	110	77	120	109
Other	208	190	139	135	126	191	461

**GCSE ENGLISH LITERATURE 2002–2008**

Cumulative % at Grade A by school type



*GCSE ENGLISH LITERATURE Grade B by school type 2002- 2008  
Cumulative Percentages*

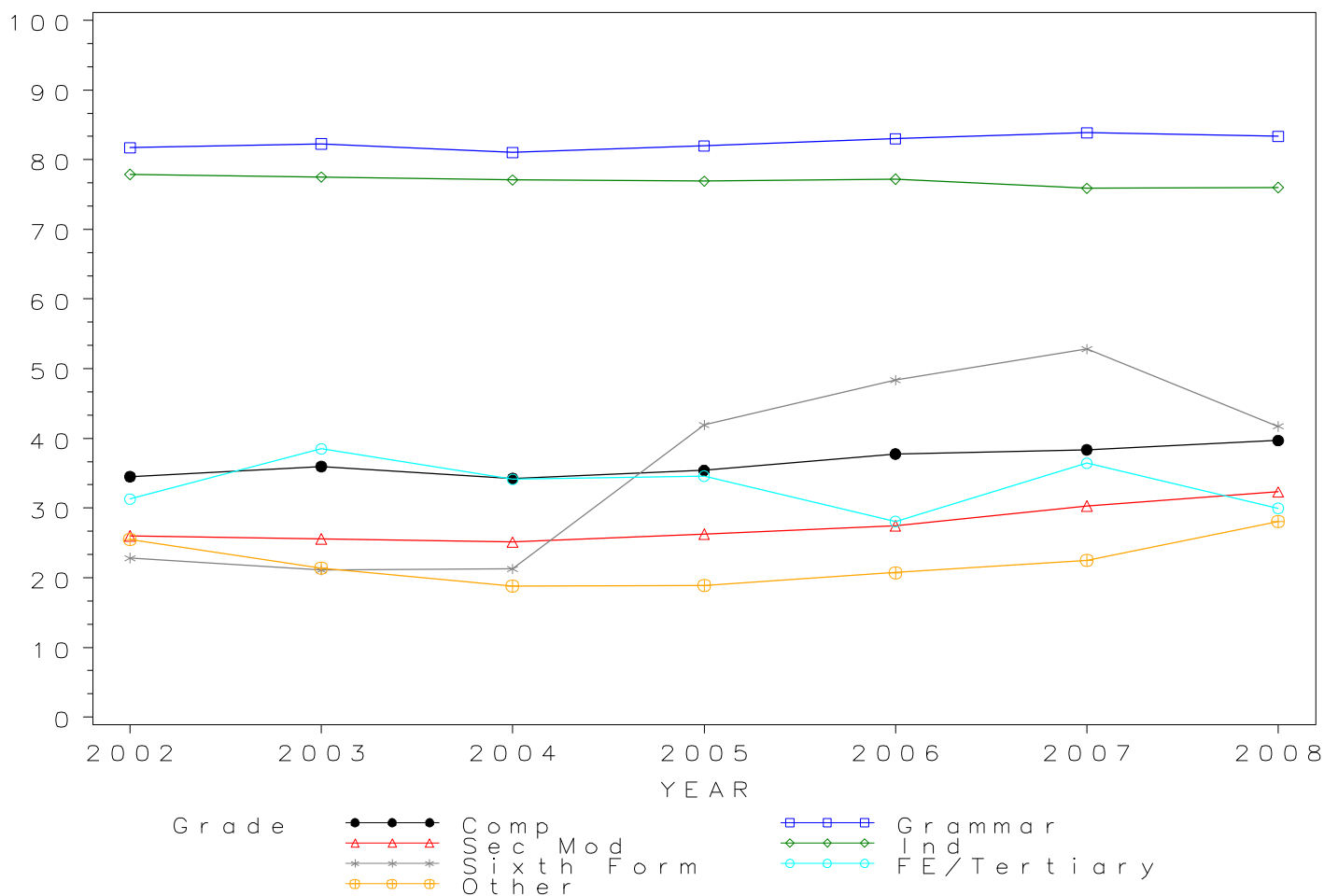
SCHTYPE	2002	2003	2004	2005	2006	2007	2008
Comprehensive	34.51	35.97	34.24	35.42	37.76	38.37	39.68
Grammar	81.73	82.26	81.01	81.98	82.99	83.85	83.33
Sec Mod	26.03	25.57	25.11	26.28	27.49	30.32	32.30
Independent	77.90	77.50	77.10	76.90	77.20	75.90	76.00
Sixth Form	22.84	21.10	21.26	41.91	48.34	52.82	41.71
FE/Tertiary	31.29	38.48	34.11	34.59	28.08	36.43	29.96
Other	25.49	21.39	18.78	18.88	20.73	22.51	28.09

*Cumulative Numbers*

SCHTYPE	2002	2003	2004	2005	2006	2007	2008
Comprehensive	156504	168138	163739	166056	178183	178967	180965
Grammar	23762	24360	24700	25159	25703	26320	25929
Sec Mod	5138	5308	5573	5984	6171	6815	7113
Independent	31779	31780	33392	33316	34495	35088	33716
Sixth Form	66	50	27	57	73	75	73
FE/Tertiary	312	394	293	275	246	341	255
Other	576	514	357	385	347	482	1210

**GCSE ENGLISH LITERATURE 2002–2008**

Cumulative % at Grade B by school type



*GCSE ENGLISH LITERATURE Grade C by school type 2002- 2008  
Cumulative Percentages*

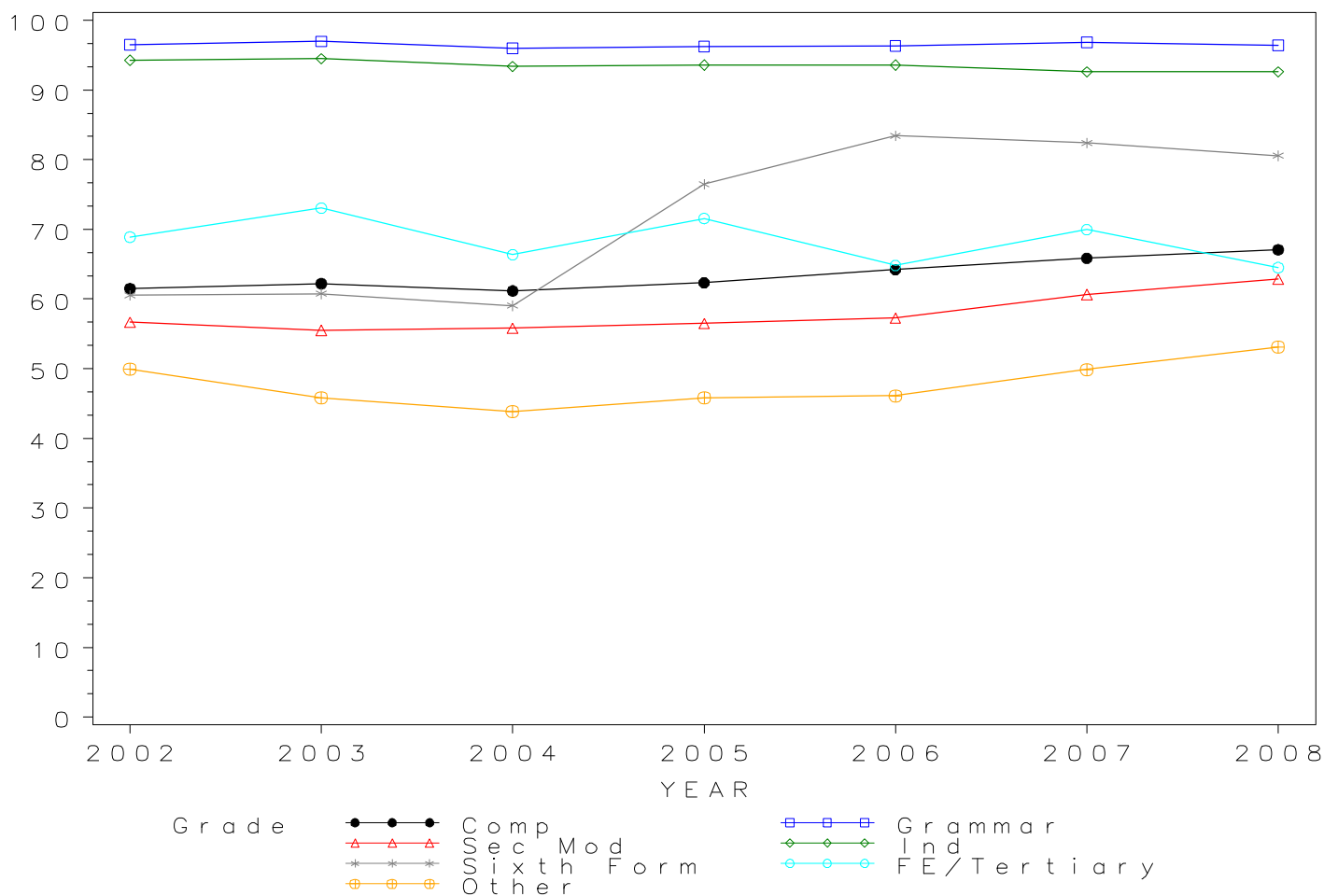
SCHTYPE	2002	2003	2004	2005	2006	2007	2008
Comprehensive	61.51	62.21	61.17	62.33	64.21	65.84	67.08
Grammar	96.50	97.00	96.01	96.24	96.36	96.85	96.41
Sec Mod	56.68	55.52	55.84	56.51	57.26	60.67	62.85
Independent	94.30	94.50	93.40	93.60	93.60	92.60	92.60
Sixth Form	60.55	60.76	59.06	76.47	83.44	82.39	80.57
FE/Tertiary	68.91	73.05	66.36	71.57	64.84	69.98	64.51
Other	49.91	45.82	43.82	45.81	46.12	49.88	53.10

*Cumulative Numbers*

SCHTYPE	2002	2003	2004	2005	2006	2007	2008
Comprehensive	278912	290783	292484	292221	302963	307081	305926
Grammar	28056	28726	29271	29538	29844	30399	30000
Sec Mod	11188	11525	12391	12870	12853	13638	13838
Independent	38470	38752	40452	40551	41823	42808	41080
Sixth Form	175	144	75	104	126	117	141
FE/Tertiary	687	748	570	569	568	655	549
Other	1128	1101	833	934	772	1068	2287

**GCSE ENGLISH LITERATURE 2002—2008**

Cumulative % at Grade C by school type



*GCSE ENGLISH LITERATURE Grade D by school type 2002- 2008  
Cumulative Percentages*

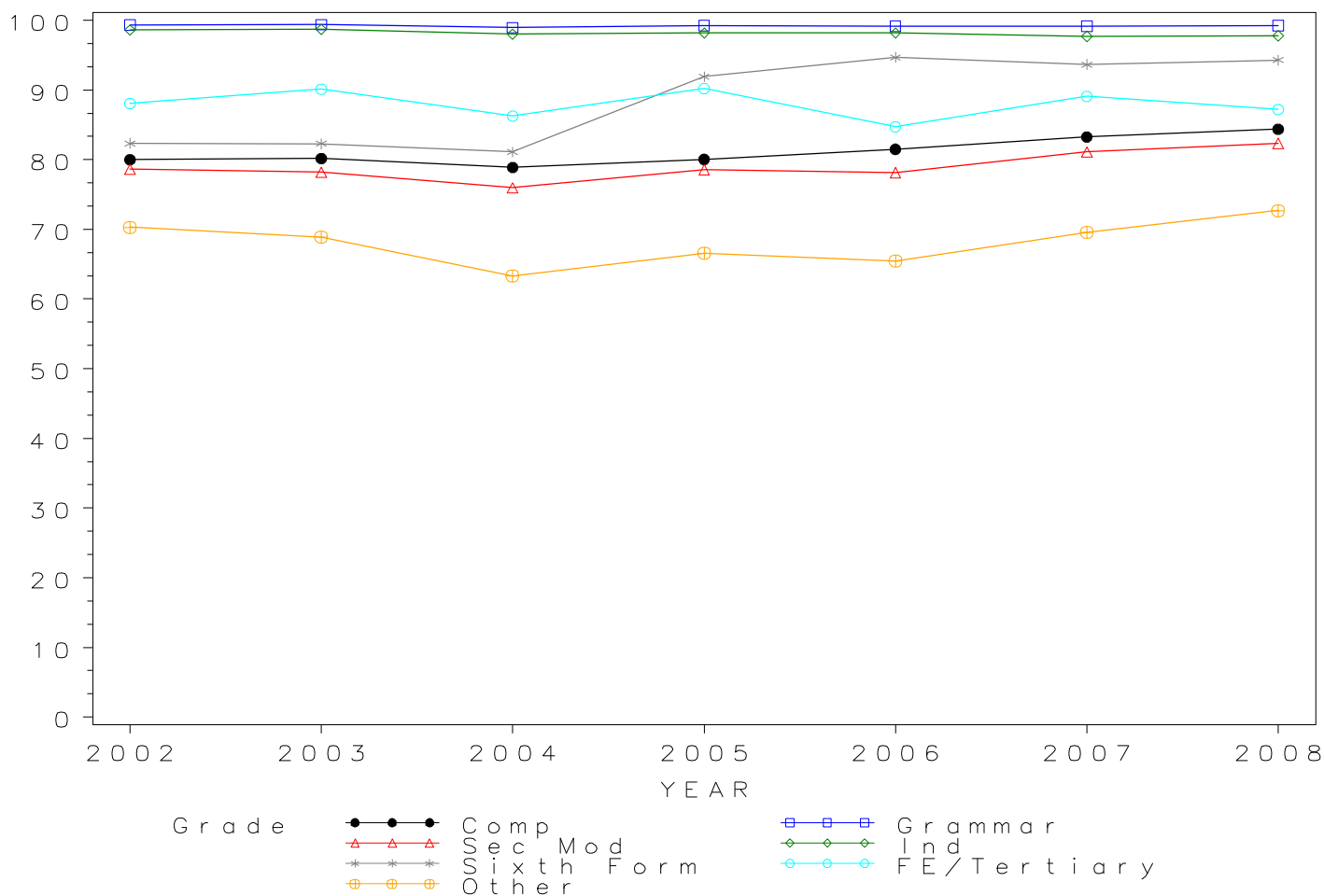
SCHTYPE	2002	2003	2004	2005	2006	2007	2008
Comprehensive	80.00	80.17	78.90	80.05	81.49	83.26	84.39
Grammar	99.34	99.37	98.93	99.23	99.17	99.17	99.26
Sec Mod	78.64	78.21	75.97	78.59	78.16	81.12	82.38
Independent	98.60	98.70	98.00	98.20	98.20	97.70	97.80
Sixth Form	82.35	82.28	81.10	91.91	94.70	93.66	94.29
FE/Tertiary	88.06	90.14	86.26	90.19	84.70	89.10	87.19
Other	70.31	68.91	63.28	66.60	65.47	69.59	72.70

*Cumulative Numbers*

SCHTYPE	2002	2003	2004	2005	2006	2007	2008
Comprehensive	362751	374726	377264	375269	384515	388280	384846
Grammar	28883	29426	30164	30456	30715	31126	30887
Sec Mod	15522	16236	16858	17899	17545	18235	18139
Independent	40224	40474	42444	42544	43879	45166	43387
Sixth Form	238	195	103	125	143	133	165
FE/Tertiary	878	923	741	717	742	834	742
Other	1589	1656	1203	1358	1096	1490	3131

**GCSE ENGLISH LITERATURE 2002–2008**

Cumulative % at Grade D by school type



*GCSE ENGLISH LITERATURE Grade E by school type 2002- 2008  
Cumulative Percentages*

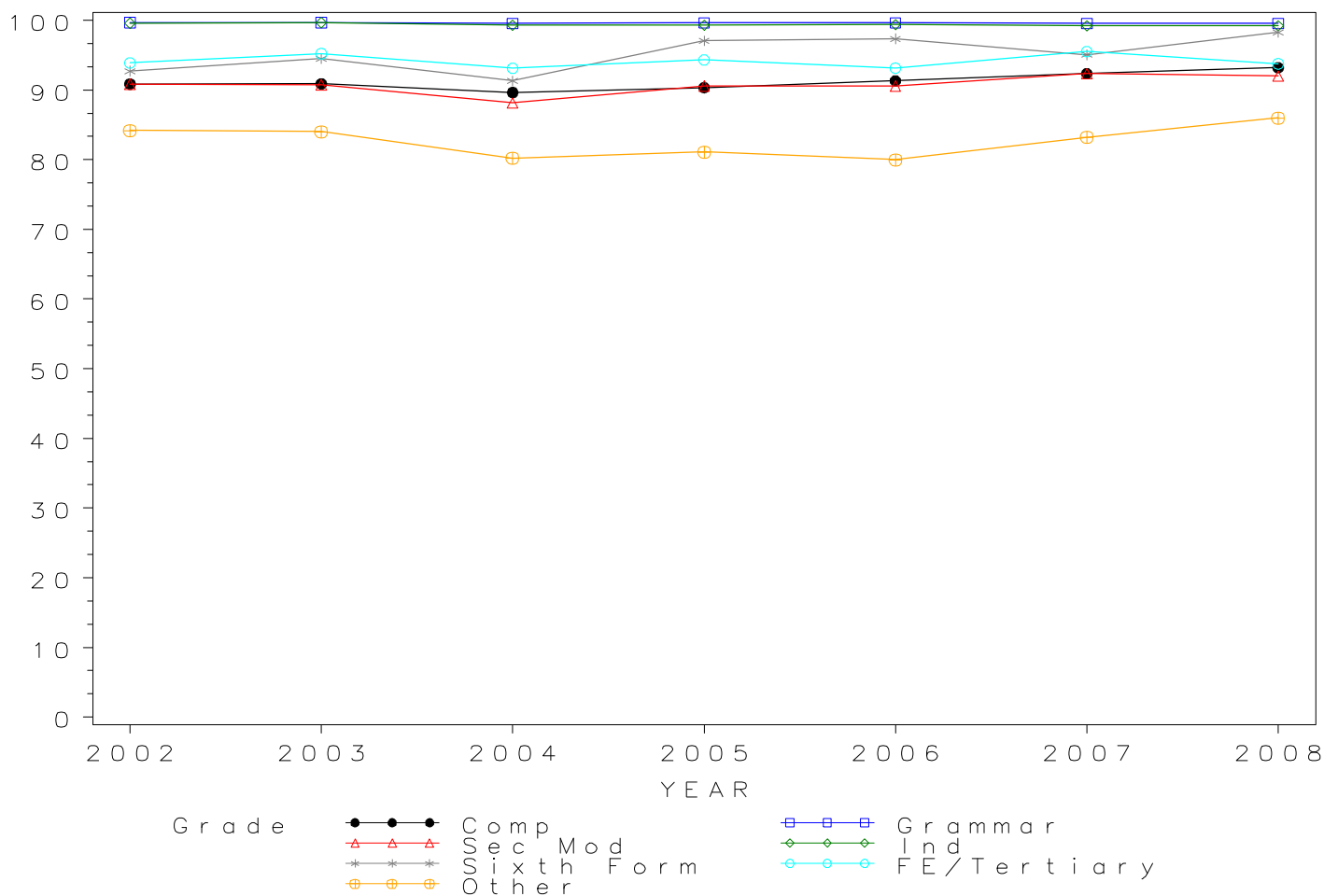
SCHTYPE	2002	2003	2004	2005	2006	2007	2008
Comprehensive	90.86	90.89	89.65	90.35	91.33	92.35	93.19
Grammar	99.67	99.70	99.53	99.63	99.64	99.56	99.56
Sec Mod	90.84	90.76	88.14	90.61	90.61	92.34	91.99
Independent	99.60	99.70	99.30	99.30	99.40	99.20	99.20
Sixth Form	92.73	94.51	91.34	97.06	97.35	95.07	98.29
FE/Tertiary	93.88	95.21	93.13	94.34	93.15	95.51	93.77
Other	84.20	84.02	80.22	81.12	79.99	83.19	86.00

*Cumulative Numbers*

SCHTYPE	2002	2003	2004	2005	2006	2007	2008
Comprehensive	412014	424834	428656	423563	430945	430703	425001
Grammar	28979	29525	30347	30578	30859	31251	30981
Sec Mod	17930	18841	19560	20635	20341	20756	20255
Independent	40632	40884	43007	43021	44415	45859	44008
Sixth Form	268	224	116	132	147	135	172
FE/Tertiary	936	975	800	750	816	894	798
Other	1903	2019	1525	1654	1339	1781	3704

**GCSE ENGLISH LITERATURE 2002—2008**

Cumulative % at Grade E by school type





*GCSE ENGLISH LITERATURE Grade F by school type 2002- 2008  
Cumulative Percentages*

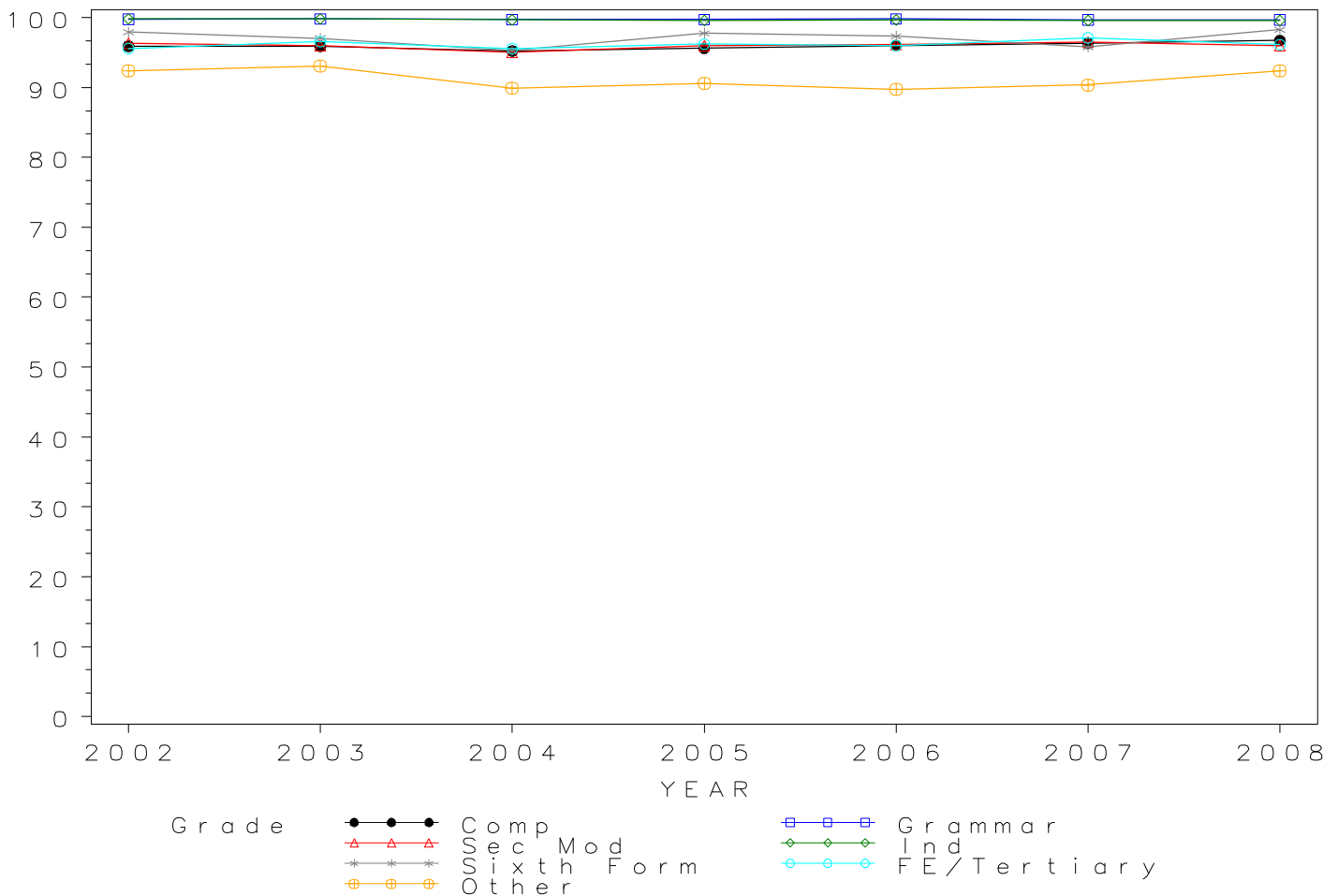
SCHTYPE	2002	2003	2004	2005	2006	2007	2008
Comprehensive	95.91	95.91	95.22	95.61	96.02	96.35	96.73
Grammar	99.77	99.80	99.73	99.73	99.80	99.70	99.70
Sec Mod	96.33	96.02	95.00	96.00	96.12	96.52	96.02
Independent	99.80	99.80	99.70	99.60	99.70	99.60	99.60
Sixth Form	97.92	97.05	95.28	97.79	97.35	95.77	98.29
FE/Tertiary	95.59	96.58	95.58	96.23	96.00	97.12	96.12
Other	92.39	93.09	89.90	90.58	89.73	90.38	92.41

*Cumulative Numbers*

SCHTYPE	2002	2003	2004	2005	2006	2007	2008
Comprehensive	434901	448299	455314	448217	453045	449340	441131
Grammar	29008	29555	30408	30609	30910	31294	31024
Sec Mod	19014	19932	21081	21863	21577	21696	21142
Independent	40713	40925	43180	43151	44549	46044	44186
Sixth Form	283	230	121	133	147	136	172
FE/Tertiary	953	989	821	765	841	909	818
Other	2088	2237	1709	1847	1502	1935	3980

**GCSE ENGLISH LITERATURE 2002—2008**

Cumulative % at Grade F by school type



*GCSE ENGLISH LITERATURE Grade G by school type 2002- 2008  
Cumulative Percentages*

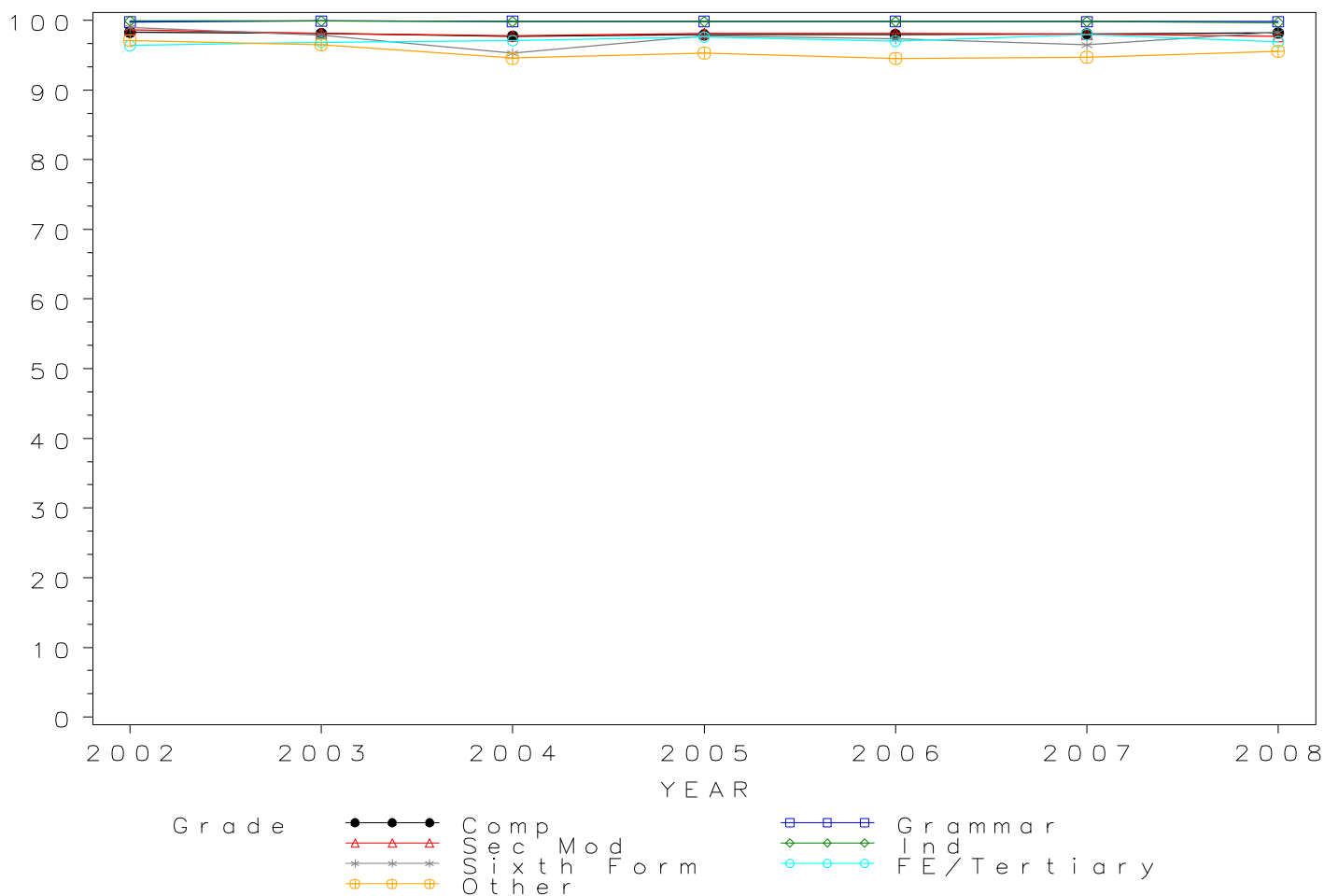
SCHTYPE	2002	2003	2004	2005	2006	2007	2008
Comprehensive	98.30	98.11	97.72	97.91	97.96	98.07	98.18
Grammar	99.77	99.90	99.84	99.83	99.84	99.80	99.80
Sec Mod	98.63	98.15	97.75	98.12	98.10	98.07	97.69
Independent	99.90	99.90	99.80	99.80	99.80	99.80	99.70
Sixth Form	98.96	97.89	95.28	97.79	97.35	96.48	98.29
FE/Tertiary	96.39	96.88	97.09	97.61	97.03	97.97	96.94
Other	97.08	96.50	94.58	95.29	94.50	94.72	95.59

*Cumulative Numbers*

SCHTYPE	2002	2003	2004	2005	2006	2007	2008
Comprehensive	445733	458596	467283	459007	462208	457389	447754
Grammar	29008	29584	30439	30640	30921	31325	31054
Sec Mod	19467	20375	21692	22346	22022	22045	21510
Independent	40754	40966	43223	43237	44594	46137	44230
Sixth Form	286	232	121	133	147	137	172
FE/Tertiary	961	992	834	776	850	917	825
Other	2194	2319	1798	1943	1582	2028	4117

**GCSE ENGLISH LITERATURE 2002—2008**

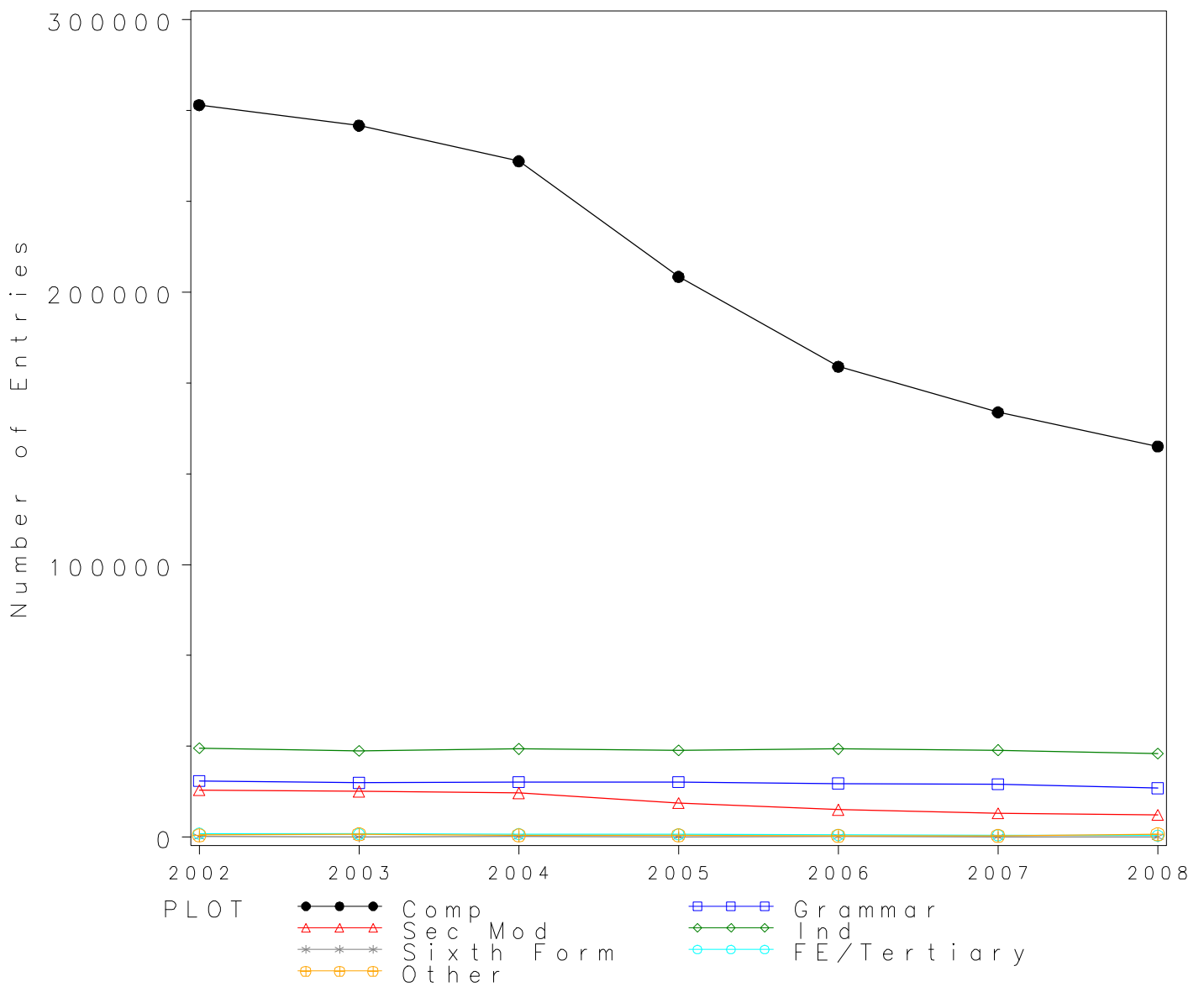
Cumulative % at Grade G by school type



*Numbers of GCSE entries in FRENCH by school type 2002- 2008*

SCHTYPE	2002	2003	2004	2005	2006	2007	2008
Comprehensive	268609	261066	248003	205589	172622	155890	143383
Grammar	20643	19994	20268	20214	19706	19435	18002
Sec Mod	17311	16778	16215	12556	10105	8838	8203
Independent	32710	31684	32372	31917	32416	31934	30701
Sixth Form	209	161	187	160	180	135	127
FE/Tertiary	1353	1169	1156	1053	834	731	583
Other	769	1038	762	678	564	562	1137

GCSE FRENCH Entries by school type 2002–2008



*GCSE FRENCH Grade A\* by school type 2002- 2008  
Cumulative Percentages*

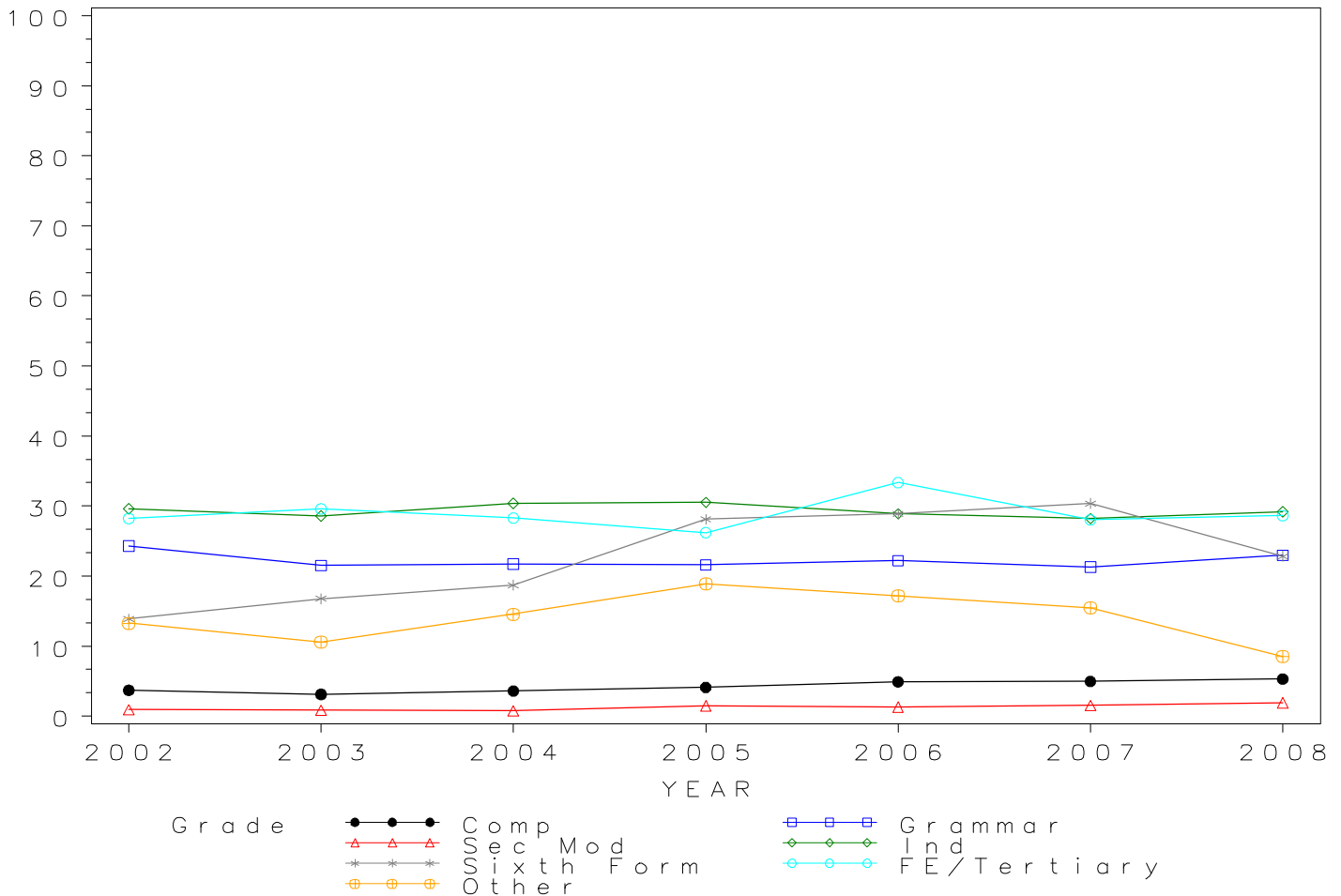
SCHTYPE	2002	2003	2004	2005	2006	2007	2008
Comprehensive	3.70	3.11	3.59	4.10	4.91	4.95	5.32
Grammar	24.30	21.51	21.72	21.58	22.20	21.28	22.97
Sec Mod	0.92	0.84	0.76	1.48	1.33	1.54	1.91
Independent	29.60	28.60	30.40	30.50	28.90	28.20	29.20
Sixth Form	13.88	16.77	18.72	28.13	28.89	30.37	22.83
FE/Tertiary	28.23	29.60	28.29	26.21	33.33	28.04	28.64
Other	13.26	10.60	14.57	18.88	17.20	15.48	8.53

*Cumulative Numbers*

SCHTYPE	2002	2003	2004	2005	2006	2007	2008
Comprehensive	9938	8129	8893	8429	8469	7712	7624
Grammar	5016	4301	4402	4363	4375	4136	4135
Sec Mod	159	141	123	186	134	136	157
Independent	9682	9062	9841	9735	9368	9005	8965
Sixth Form	29	27	35	45	52	41	29
FE/Tertiary	382	346	327	276	278	205	167
Other	102	110	111	128	97	87	97

**GCSE FRENCH 2002—2008**

Cumulative % at Grade A\* by school type



*GCSE FRENCH Grade A by school type 2002- 2008  
Cumulative Percentages*

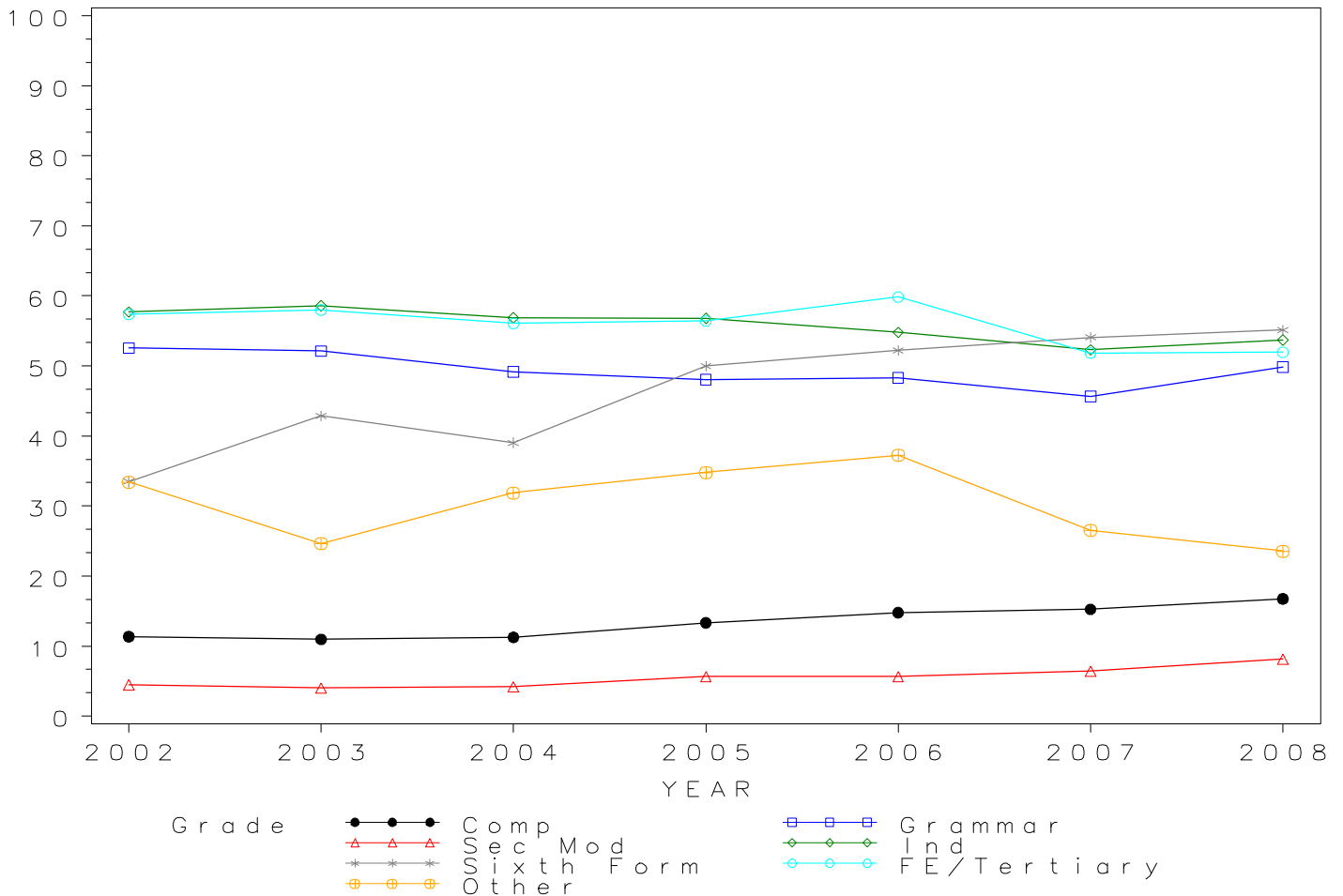
SCHTYPE	2002	2003	2004	2005	2006	2007	2008
Comprehensive	11.36	10.98	11.26	13.33	14.78	15.25	16.75
Grammar	52.56	52.14	49.16	48.04	48.31	45.64	49.87
Sec Mod	4.48	4.03	4.18	5.65	5.67	6.40	8.14
Independent	57.70	58.60	56.90	56.80	54.80	52.30	53.70
Sixth Form	33.49	42.86	39.04	50.00	52.22	54.07	55.12
FE/Tertiary	57.35	58.00	56.06	56.41	59.83	51.85	51.97
Other	33.42	24.66	31.89	34.81	37.23	26.51	23.57

*Cumulative Numbers*

SCHTYPE	2002	2003	2004	2005	2006	2007	2008
Comprehensive	30501	28674	27918	27403	25517	23769	24017
Grammar	10850	10424	9963	9711	9519	8870	8977
Sec Mod	776	676	678	709	573	566	668
Independent	18874	18567	18420	18129	17764	16701	16486
Sixth Form	70	69	73	80	94	73	70
FE/Tertiary	776	678	648	594	499	379	303
Other	257	256	243	236	210	149	268

**GCSE FRENCH 2002—2008**

Cumulative % at Grade A by school type



*GCSE FRENCH Grade B by school type 2002- 2008  
Cumulative Percentages*

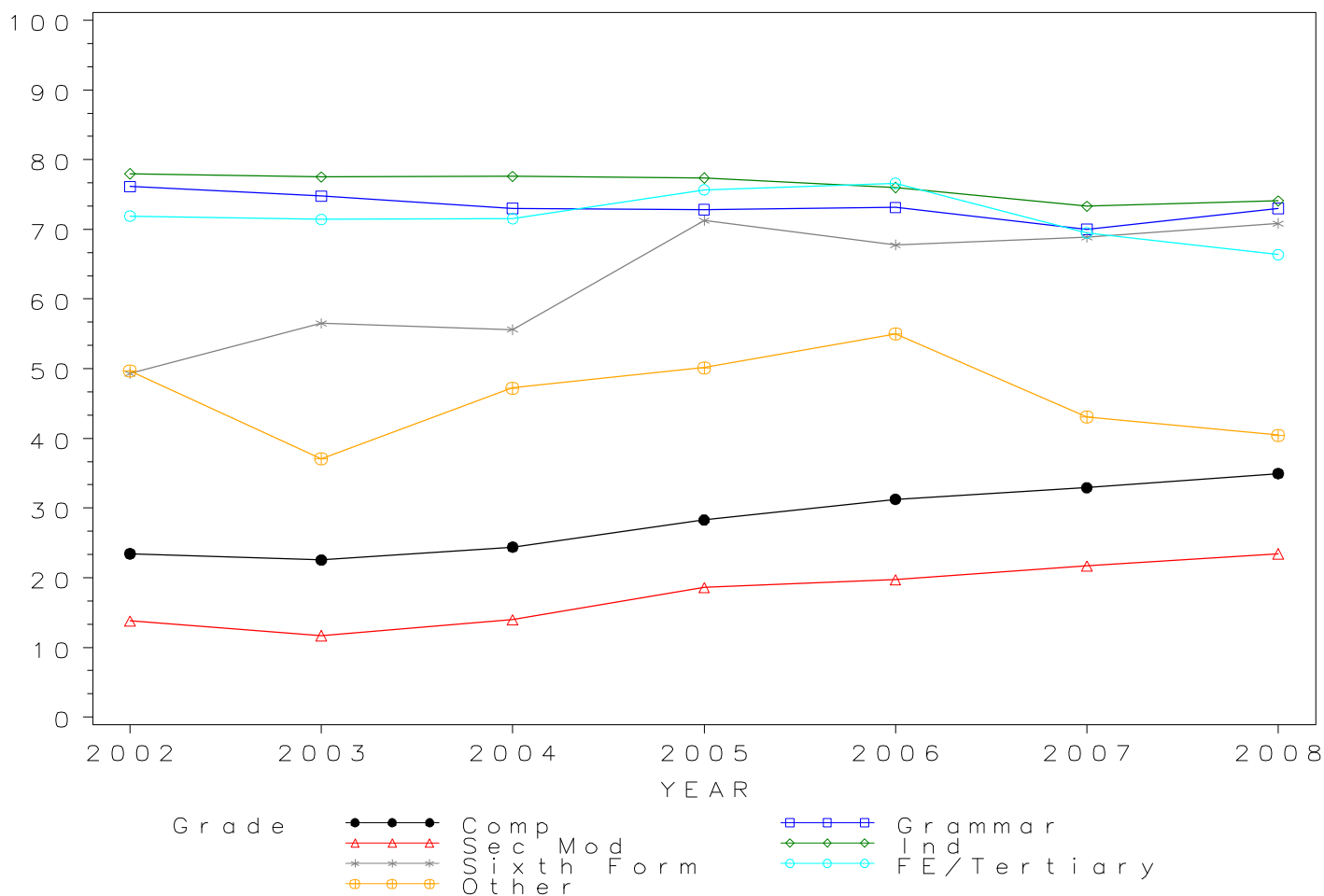
SCHTYPE	2002	2003	2004	2005	2006	2007	2008
Comprehensive	23.45	22.54	24.40	28.27	31.27	32.92	34.95
Grammar	76.13	74.77	73.02	72.82	73.15	70.02	73.01
Sec Mod	13.78	11.69	13.96	18.60	19.72	21.70	23.45
Independent	78.00	77.50	77.60	77.40	76.00	73.30	74.10
Sixth Form	49.28	56.52	55.61	71.25	67.78	68.89	70.87
FE/Tertiary	71.91	71.43	71.54	75.69	76.62	69.49	66.38
Other	49.67	37.09	47.24	50.15	54.96	43.06	40.46

*Cumulative Numbers*

SCHTYPE	2002	2003	2004	2005	2006	2007	2008
Comprehensive	62986	58835	60512	58127	53971	51312	50113
Grammar	15716	14950	14800	14720	14415	13609	13143
Sec Mod	2385	1962	2264	2336	1993	1918	1924
Independent	25514	24555	25121	24704	24636	23408	22749
Sixth Form	103	91	104	114	122	93	90
FE/Tertiary	973	835	827	797	639	508	387
Other	382	385	360	340	310	242	460

**GCSE FRENCH 2002—2008**

Cumulative % at Grade B by school type



*GCSE FRENCH Grade C by school type 2002- 2008  
Cumulative Percentages*

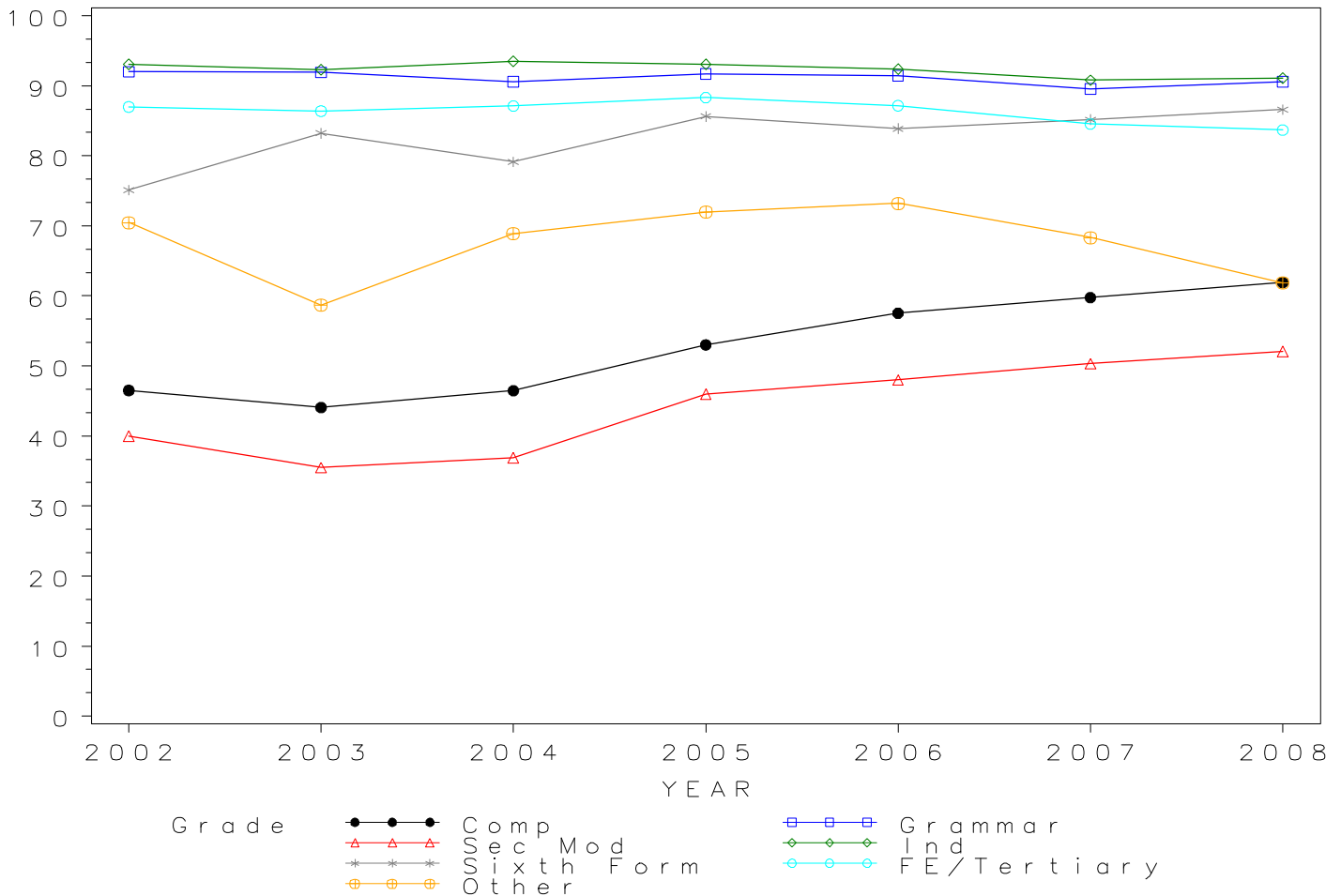
SCHTYPE	2002	2003	2004	2005	2006	2007	2008
Comprehensive	46.51	44.07	46.48	53.02	57.52	59.77	61.90
Grammar	92.00	91.92	90.61	91.69	91.46	89.55	90.60
Sec Mod	39.98	35.50	36.91	45.98	48.03	50.33	52.08
Independent	93.10	92.30	93.50	93.10	92.40	90.80	91.10
Sixth Form	75.12	83.23	79.14	85.63	83.89	85.19	86.61
FE/Tertiary	86.99	86.40	87.11	88.32	87.17	84.54	83.70
Other	70.48	58.67	68.90	71.98	73.23	68.33	61.83

*Cumulative Numbers*

SCHTYPE	2002	2003	2004	2005	2006	2007	2008
Comprehensive	124926	115053	115281	108997	99296	93173	88754
Grammar	18991	18378	18365	18534	18024	17404	16309
Sec Mod	6921	5956	5985	5773	4853	4448	4272
Independent	30453	29244	30268	29715	29952	28996	27969
Sixth Form	157	134	148	137	151	115	110
FE/Tertiary	1177	1010	1007	930	727	618	488
Other	542	609	525	488	413	384	703

**GCSE FRENCH 2002—2008**

Cumulative % at Grade C by school type



*GCSE FRENCH Grade D by school type 2002- 2008  
Cumulative Percentages*

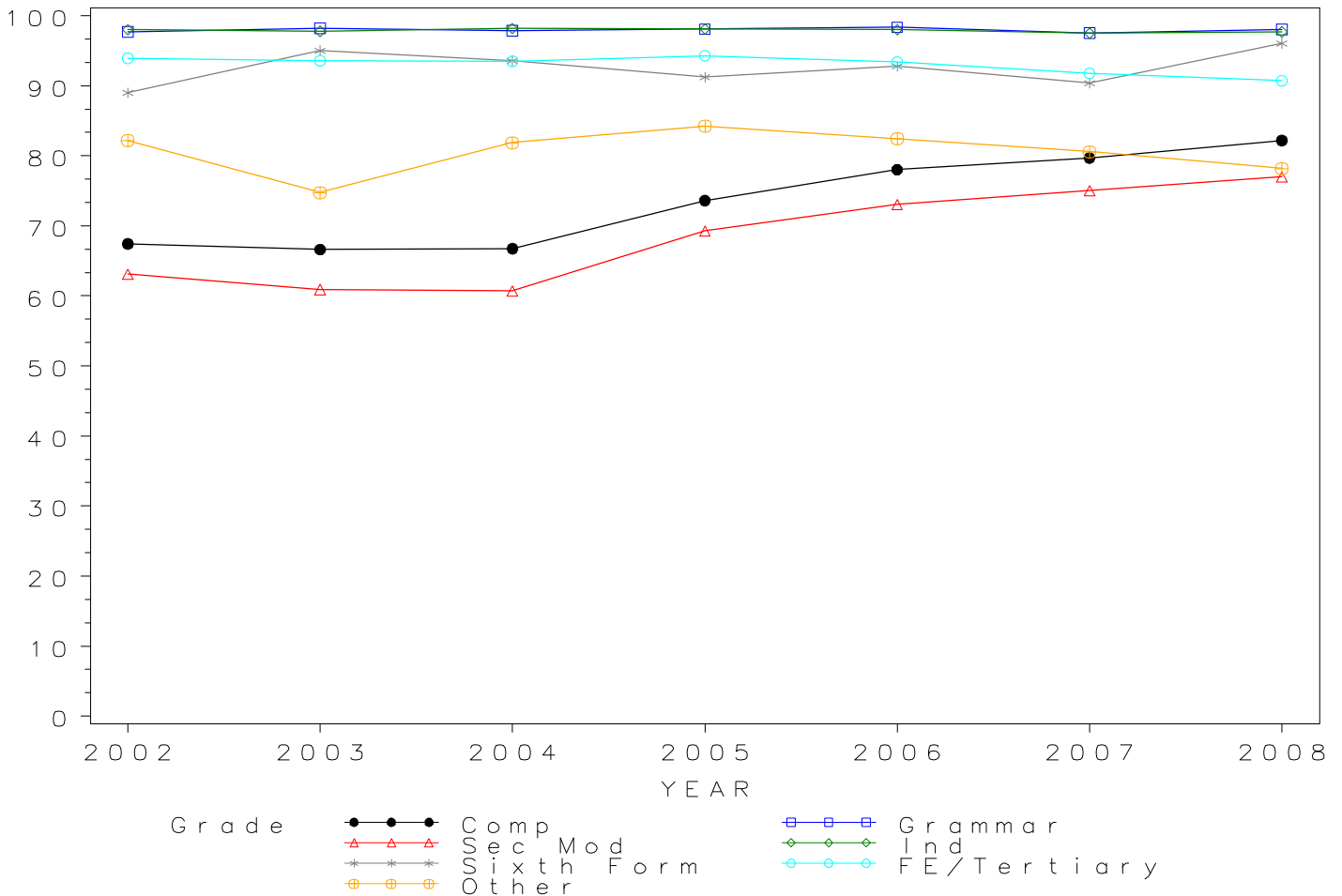
SCHTYPE	2002	2003	2004	2005	2006	2007	2008
Comprehensive	67.44	66.64	66.76	73.62	78.03	79.71	82.20
Grammar	97.70	98.23	97.89	98.10	98.35	97.53	98.06
Sec Mod	63.12	60.92	60.69	69.27	73.06	75.02	77.02
Independent	98.00	97.80	98.20	98.10	98.00	97.50	97.70
Sixth Form	89.00	95.03	93.58	91.25	92.78	90.37	96.06
FE/Tertiary	93.94	93.58	93.51	94.30	93.41	91.79	90.74
Other	82.18	74.76	81.89	84.22	82.45	80.60	78.19

*Cumulative Numbers*

SCHTYPE	2002	2003	2004	2005	2006	2007	2008
Comprehensive	181139	173968	165555	151359	134700	124260	117859
Grammar	20168	19640	19841	19830	19380	18955	17652
Sec Mod	10927	10221	9841	8697	7383	6630	6318
Independent	32056	30987	31789	31311	31768	31136	29995
Sixth Form	186	153	175	146	167	122	122
FE/Tertiary	1271	1094	1081	993	779	671	529
Other	632	776	624	571	465	453	889

**GCSE FRENCH 2002—2008**

Cumulative % at Grade D by school type





*GCSE FRENCH Grade E by school type 2002- 2008  
Cumulative Percentages*

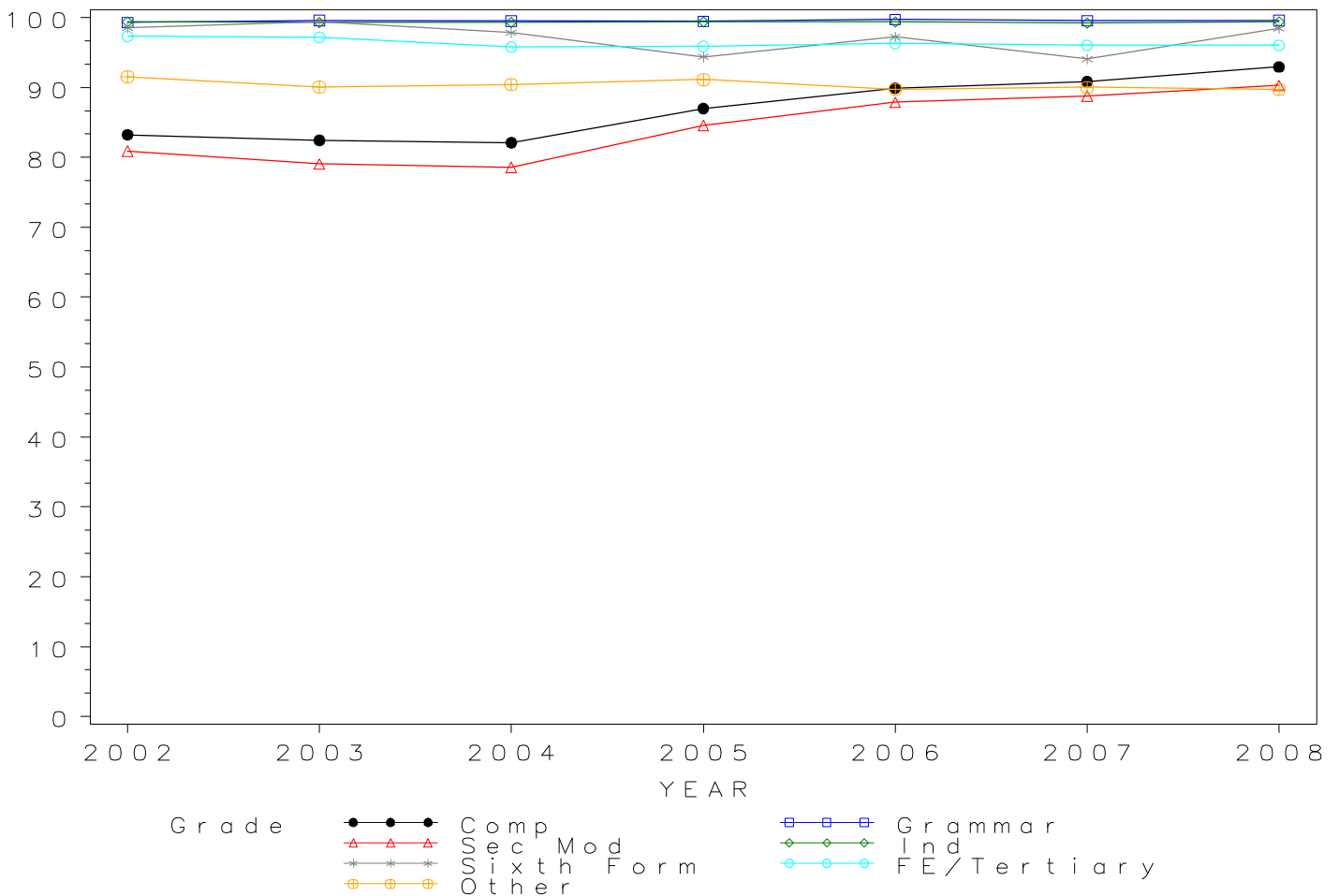
SCHTYPE	2002	2003	2004	2005	2006	2007	2008
Comprehensive	83.24	82.44	82.11	86.99	89.91	90.84	92.93
Grammar	99.30	99.60	99.53	99.46	99.73	99.57	99.60
Sec Mod	80.90	79.08	78.57	84.60	87.90	88.80	90.28
Independent	99.40	99.30	99.30	99.40	99.40	99.20	99.40
Sixth Form	98.56	99.38	97.86	94.38	97.22	94.07	98.43
FE/Tertiary	97.34	97.18	95.76	95.92	96.28	96.03	96.05
Other	91.55	90.08	90.42	91.15	89.72	90.04	89.71

*Cumulative Numbers*

SCHTYPE	2002	2003	2004	2005	2006	2007	2008
Comprehensive	223588	215229	203642	178848	155203	141613	133248
Grammar	20498	19914	20173	20105	19653	19351	17930
Sec Mod	14004	13268	12740	10623	8882	7848	7406
Independent	32514	31462	32145	31725	32222	31679	30517
Sixth Form	206	160	183	151	175	127	125
FE/Tertiary	1317	1136	1107	1010	803	702	560
Other	704	935	689	618	506	506	1020

**GCSE FRENCH 2002—2008**

Cumulative % at Grade E by school type



*GCSE FRENCH Grade F by school type 2002- 2008  
Cumulative Percentages*

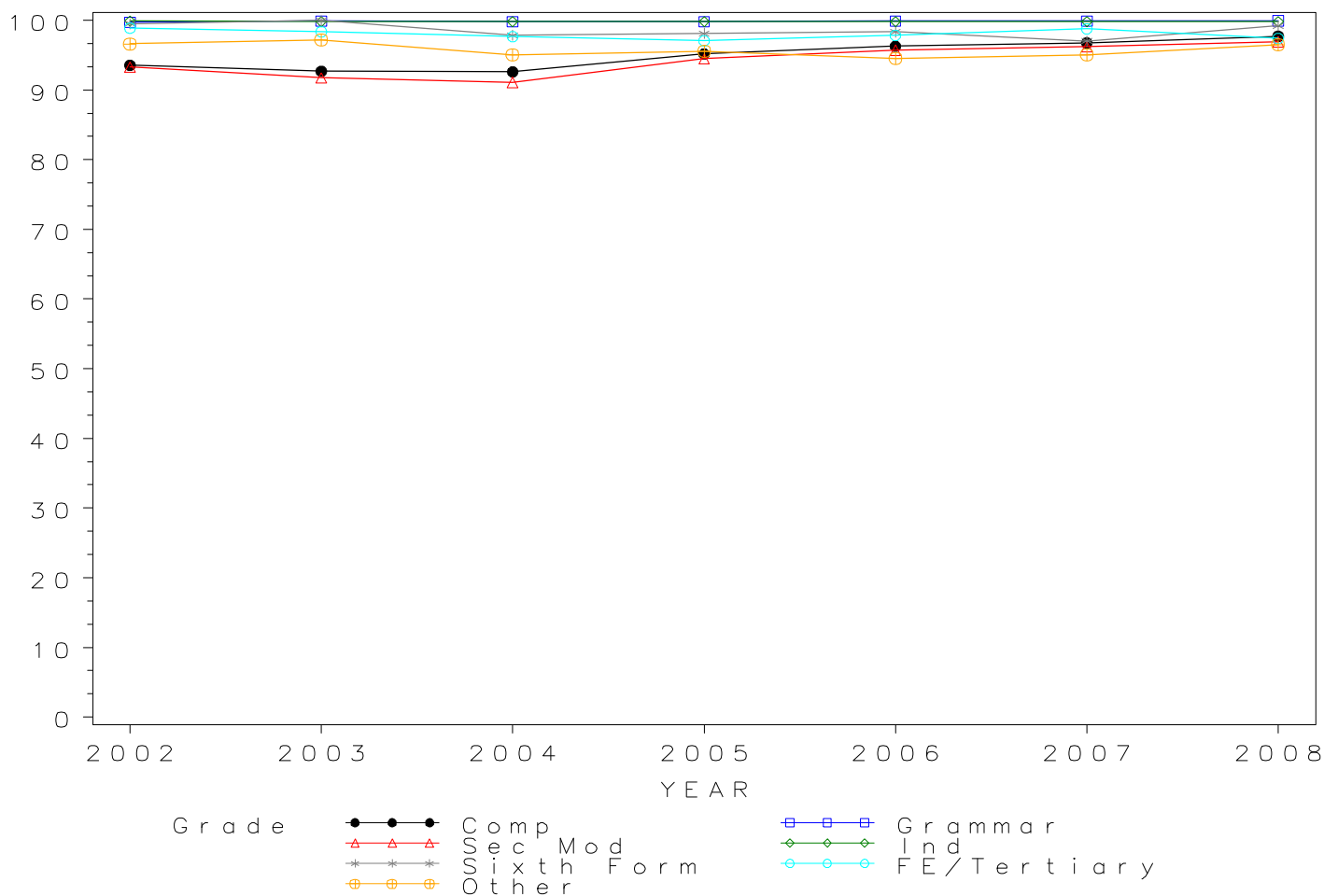
SCHTYPE	2002	2003	2004	2005	2006	2007	2008
Comprehensive	93.56	92.69	92.60	95.18	96.28	96.76	97.72
Grammar	99.73	99.90	99.83	99.83	99.90	99.90	99.93
Sec Mod	93.30	91.75	91.10	94.51	95.72	96.21	96.95
Independent	99.90	99.80	99.80	99.80	99.80	99.80	99.80
Sixth Form	99.52	100.00	97.86	98.13	98.33	97.04	99.21
FE/Tertiary	98.89	98.37	97.66	97.06	97.84	98.77	97.43
Other	96.62	97.21	95.01	95.58	94.50	95.02	96.48

*Cumulative Numbers*

SCHTYPE	2002	2003	2004	2005	2006	2007	2008
Comprehensive	251317	241988	229649	195670	166197	150844	140108
Grammar	20588	19974	20234	20180	19686	19415	17990
Sec Mod	16152	15394	14772	11867	9673	8503	7953
Independent	32677	31621	32307	31853	32351	31870	30640
Sixth Form	208	161	183	157	177	131	126
FE/Tertiary	1338	1150	1129	1022	816	722	568
Other	743	1009	724	648	533	534	1097

**GCSE FRENCH 2002—2008**

Cumulative % at Grade F by school type



*GCSE FRENCH Grade G by school type 2002- 2008  
Cumulative Percentages*

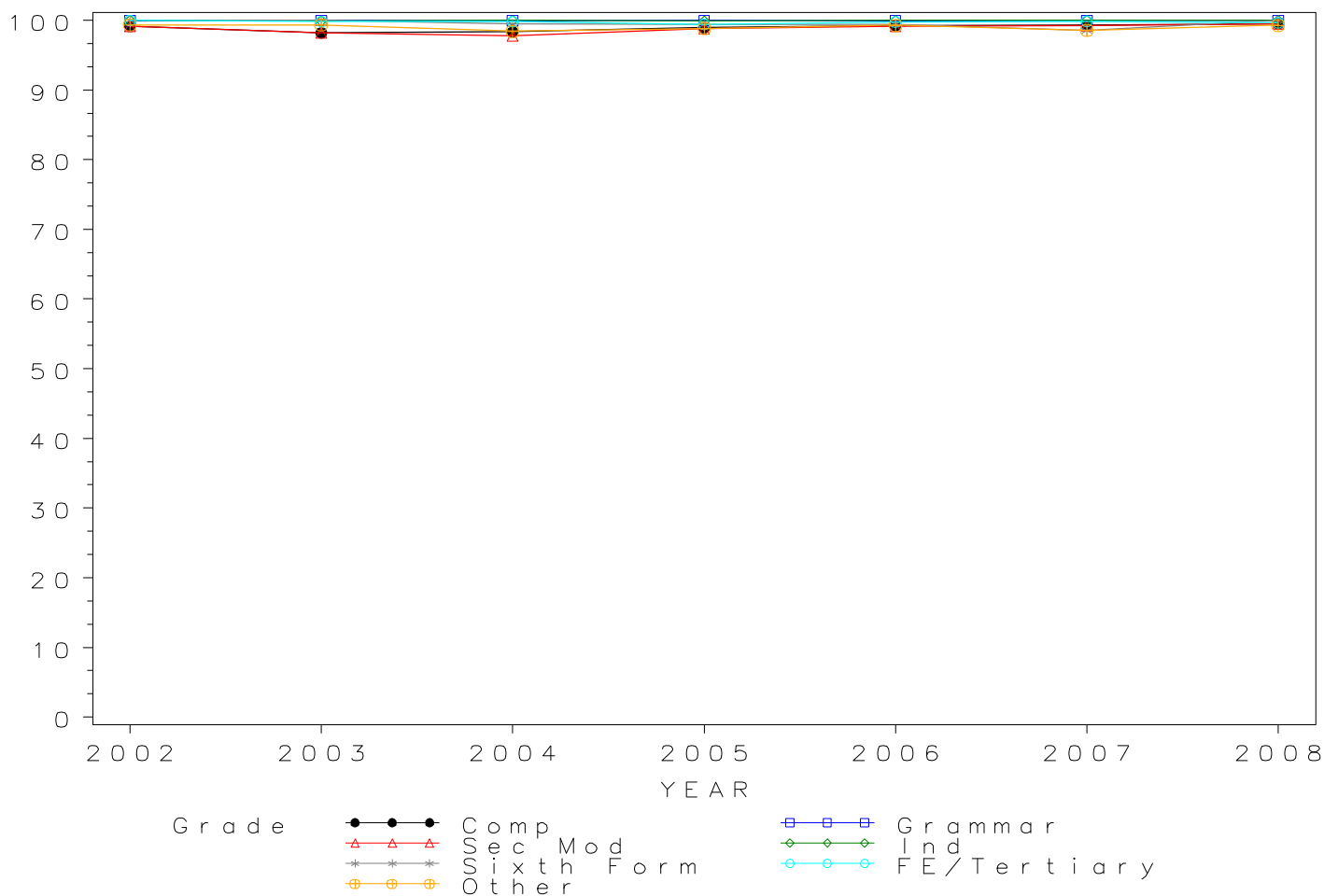
SCHTYPE	2002	2003	2004	2005	2006	2007	2008
Comprehensive	99.14	98.21	98.37	98.94	99.23	99.32	99.53
Grammar	99.93	100.00	99.93	100.00	99.93	100.00	100.00
Sec Mod	99.18	98.21	97.78	98.77	99.18	99.20	99.50
Independent	100.00	99.90	100.00	99.90	100.00	100.00	100.00
Sixth Form	100.00	100.00	99.47	99.38	99.44	98.52	100.00
FE/Tertiary	100.00	99.83	99.83	99.43	99.76	99.86	99.66
Other	99.35	99.33	98.43	98.82	99.29	98.58	99.30

*Cumulative Numbers*

SCHTYPE	2002	2003	2004	2005	2006	2007	2008
Comprehensive	266303	256397	243963	203418	171295	154824	142714
Grammar	20629	19994	20254	20214	19693	19435	18002
Sec Mod	17169	16477	15855	12401	10022	8767	8162
Independent	32710	31652	32372	31885	32416	31934	30701
Sixth Form	209	161	186	159	179	133	127
FE/Tertiary	1353	1167	1154	1047	832	730	581
Other	764	1031	750	670	560	554	1129

**GCSE FRENCH 2002—2008**

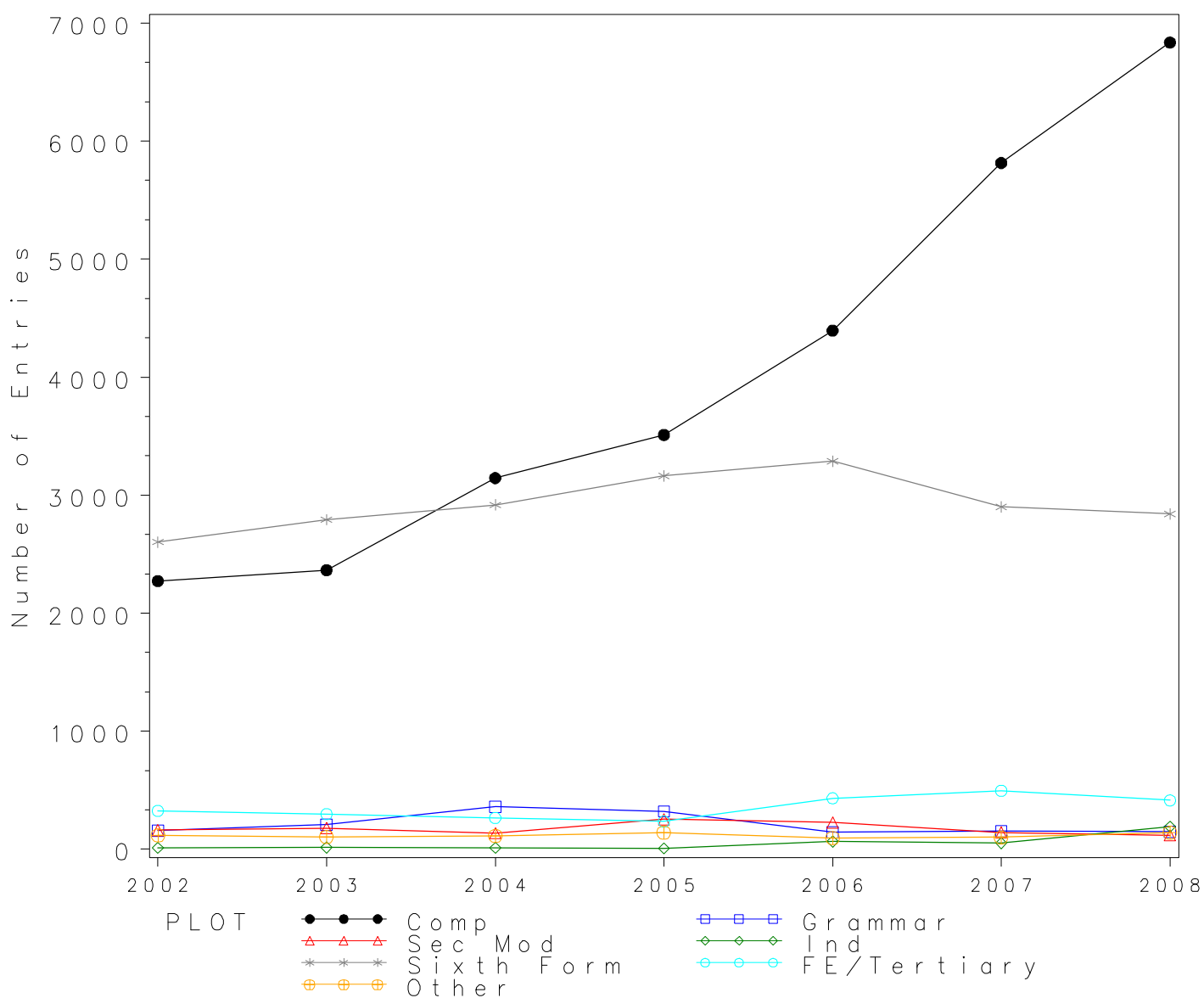
Cumulative % at Grade G by school type



*Numbers of GCSE entries in GENERAL STUDIES by school type 2002- 2008*

SCHTYPE	2002	2003	2004	2005	2006	2007	2008
Comprehensive	2273	2365	3145	3510	4394	5815	6836
Grammar	156	207	361	320	144	153	147
Sec Mod	163	179	137	254	226	142	118
Independent	12	15	12	8	64	52	192
Sixth Form	2603	2793	2918	3163	3287	2902	2841
FE/Tertiary	326	298	266	235	432	496	414
Other	118	103	114	141	93	101	141

GCSE GENERAL STUDIES Entries by school type 2002–2008



*GCSE GENERAL STUDIES Grade A\* by school type 2002- 2008  
Cumulative Percentages*

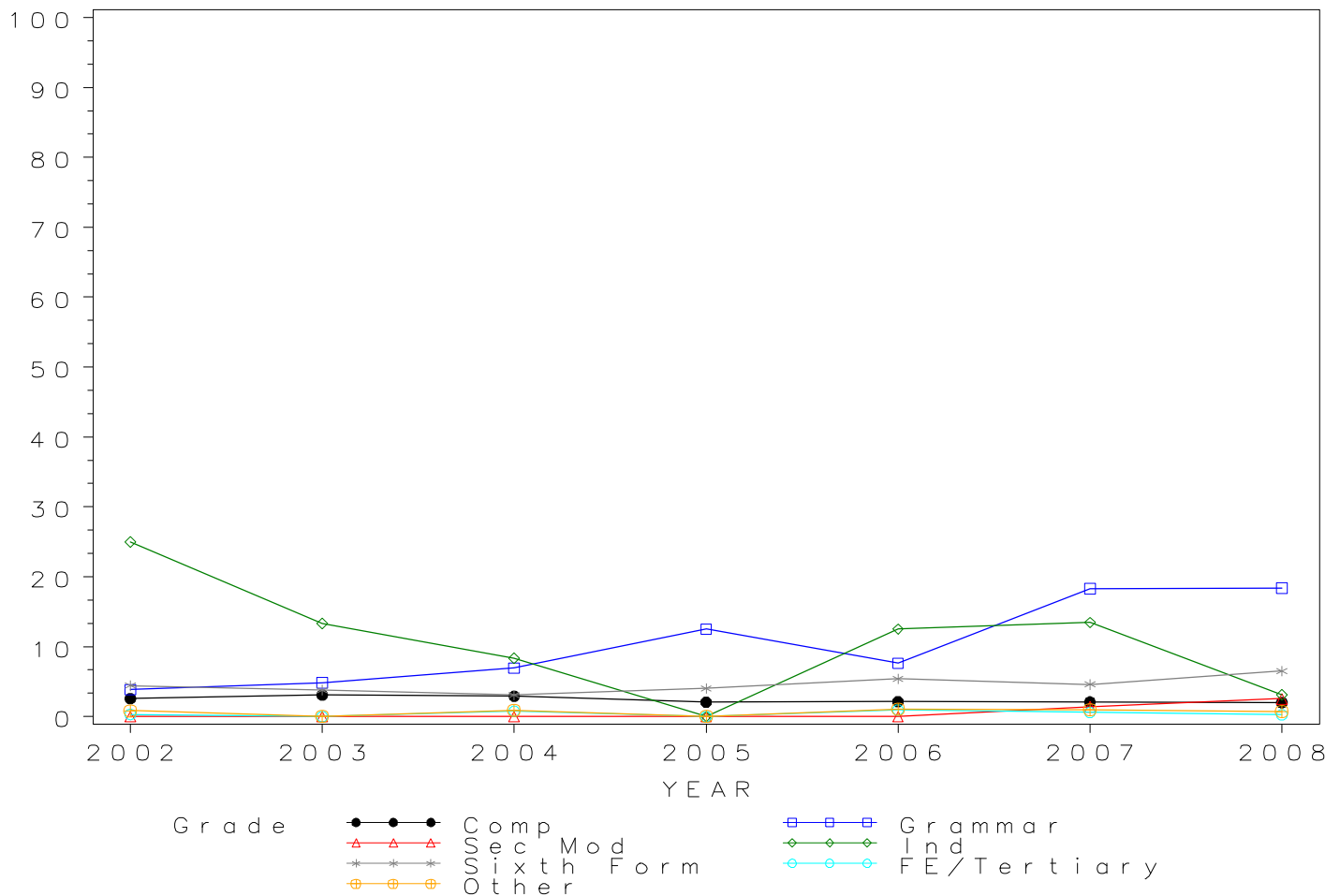
SCHTYPE	2002	2003	2004	2005	2006	2007	2008
Comprehensive	2.55	3.09	2.93	2.05	2.14	2.08	1.99
Grammar	3.85	4.83	6.93	12.50	7.64	18.30	18.37
Sec Mod	0.00	0.00	0.00	0.00	0.00	1.41	2.54
Independent	25.00	13.33	8.33	0.00	12.50	13.46	3.13
Sixth Form	4.42	3.80	3.08	4.02	5.38	4.58	6.51
FE/Tertiary	0.31	0.00	0.75	0.00	0.93	0.60	0.24
Other	0.85	0.00	0.88	0.00	1.08	0.99	0.71

*Cumulative Numbers*

SCHTYPE	2002	2003	2004	2005	2006	2007	2008
Comprehensive	58	73	92	72	94	121	136
Grammar	6	10	25	40	11	28	27
Sec Mod	0	0	0	0	0	2	3
Independent	3	2	1	0	8	7	6
Sixth Form	115	106	90	127	177	133	185
FE/Tertiary	1	0	2	0	4	3	1
Other	1	0	1	0	1	1	1

**GCSE GENERAL STUDIES 2002–2008**

Cumulative % at Grade A\* by school type



*GCSE GENERAL STUDIES Grade A by school type 2002- 2008  
Cumulative Percentages*

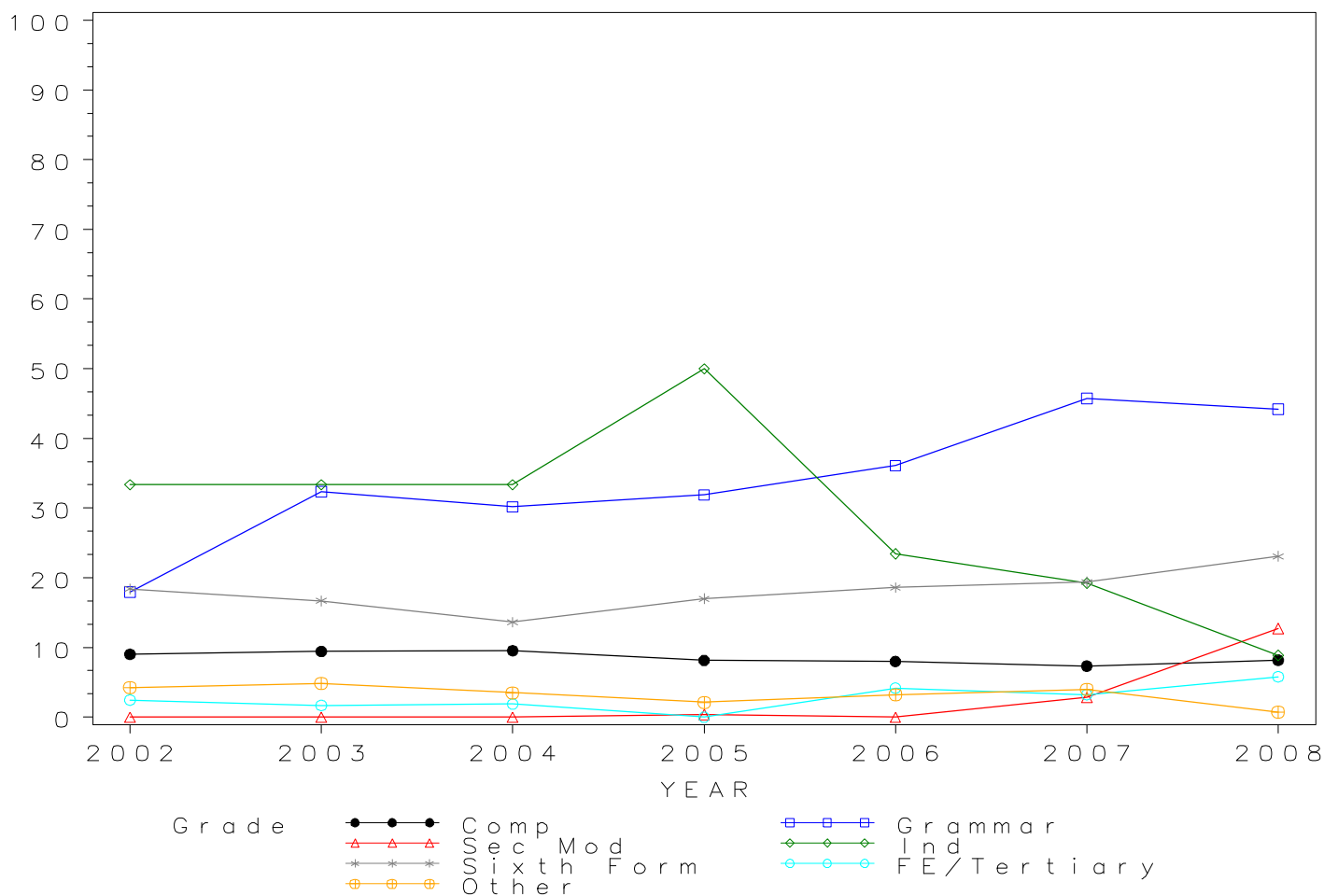
SCHTYPE	2002	2003	2004	2005	2006	2007	2008
Comprehensive	9.02	9.43	9.54	8.15	7.99	7.33	8.18
Grammar	17.95	32.37	30.19	31.88	36.11	45.75	44.22
Sec Mod	0.00	0.00	0.00	0.39	0.00	2.82	12.71
Independent	33.33	33.33	33.33	50.00	23.44	19.23	8.85
Sixth Form	18.40	16.68	13.61	17.01	18.59	19.40	23.09
FE/Tertiary	2.45	1.68	1.88	0.00	4.17	3.23	5.80
Other	4.24	4.85	3.51	2.13	3.23	3.96	0.71

*Cumulative Numbers*

SCHTYPE	2002	2003	2004	2005	2006	2007	2008
Comprehensive	205	223	300	286	351	426	559
Grammar	28	67	109	102	52	70	65
Sec Mod	0	0	0	1	0	4	15
Independent	4	5	4	4	15	10	17
Sixth Form	479	466	397	538	611	563	656
FE/Tertiary	8	5	5	0	18	16	24
Other	5	5	4	3	3	4	1

**GCSE GENERAL STUDIES 2002–2008**

Cumulative % at Grade A by school type



*GCSE GENERAL STUDIES Grade B by school type 2002- 2008  
Cumulative Percentages*

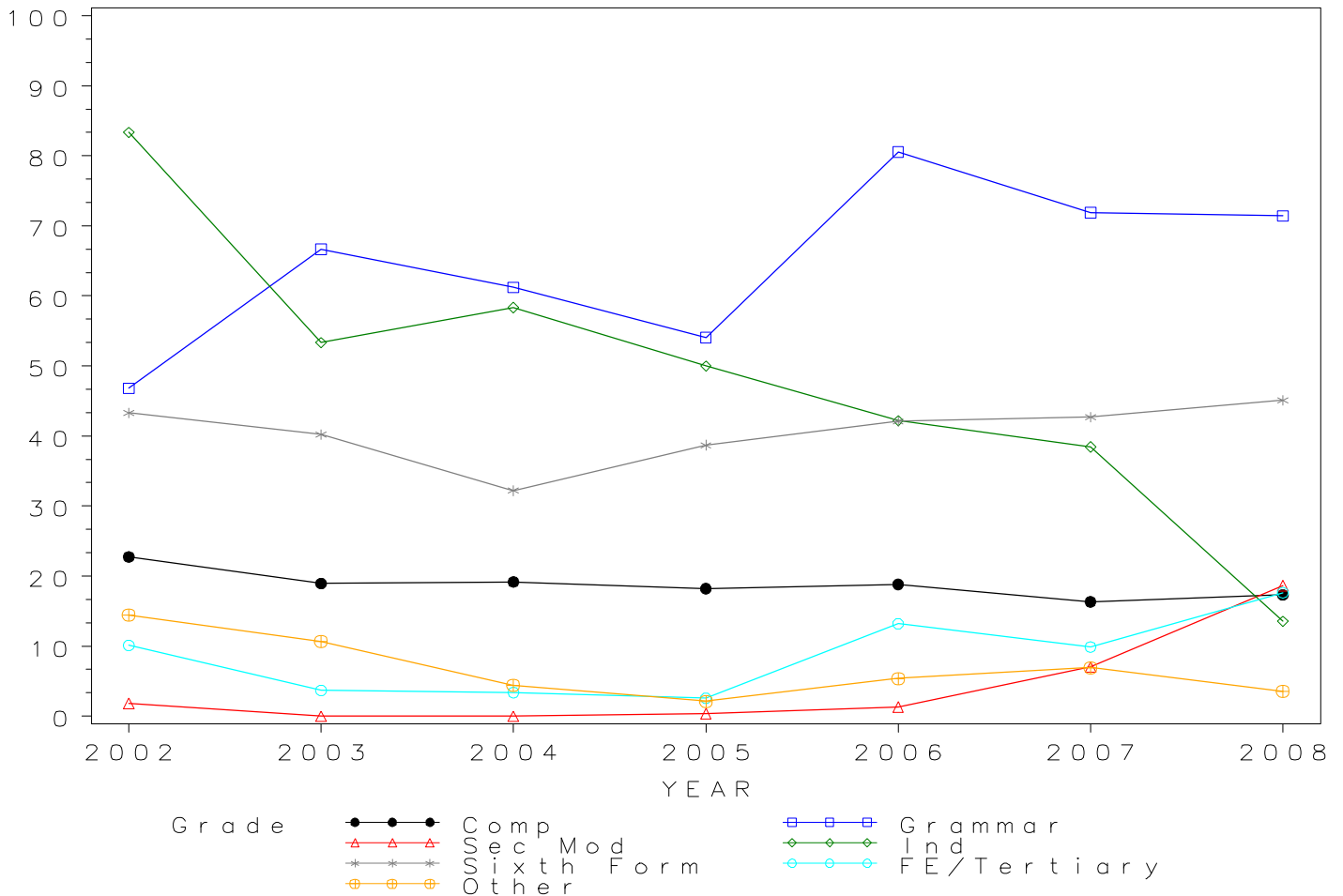
SCHTYPE	2002	2003	2004	2005	2006	2007	2008
Comprehensive	22.75	18.94	19.17	18.21	18.82	16.34	17.31
Grammar	46.79	66.67	61.22	54.06	80.56	71.90	71.43
Sec Mod	1.84	0.00	0.00	0.39	1.33	7.04	18.64
Independent	83.33	53.33	58.33	50.00	42.19	38.46	13.54
Sixth Form	43.30	40.21	32.21	38.70	42.11	42.69	45.09
FE/Tertiary	10.12	3.69	3.38	2.55	13.19	9.88	17.63
Other	14.41	10.68	4.39	2.13	5.38	6.93	3.55

*Cumulative Numbers*

SCHTYPE	2002	2003	2004	2005	2006	2007	2008
Comprehensive	517	448	603	639	827	950	1183
Grammar	73	138	221	173	116	110	105
Sec Mod	3	0	0	1	3	10	22
Independent	10	8	7	4	27	20	26
Sixth Form	1127	1123	940	1224	1384	1239	1281
FE/Tertiary	33	11	9	6	57	49	73
Other	17	11	5	3	5	7	5

**GCSE GENERAL STUDIES 2002–2008**

Cumulative % at Grade B by school type



*GCSE GENERAL STUDIES Grade C by school type 2002- 2008  
Cumulative Percentages*

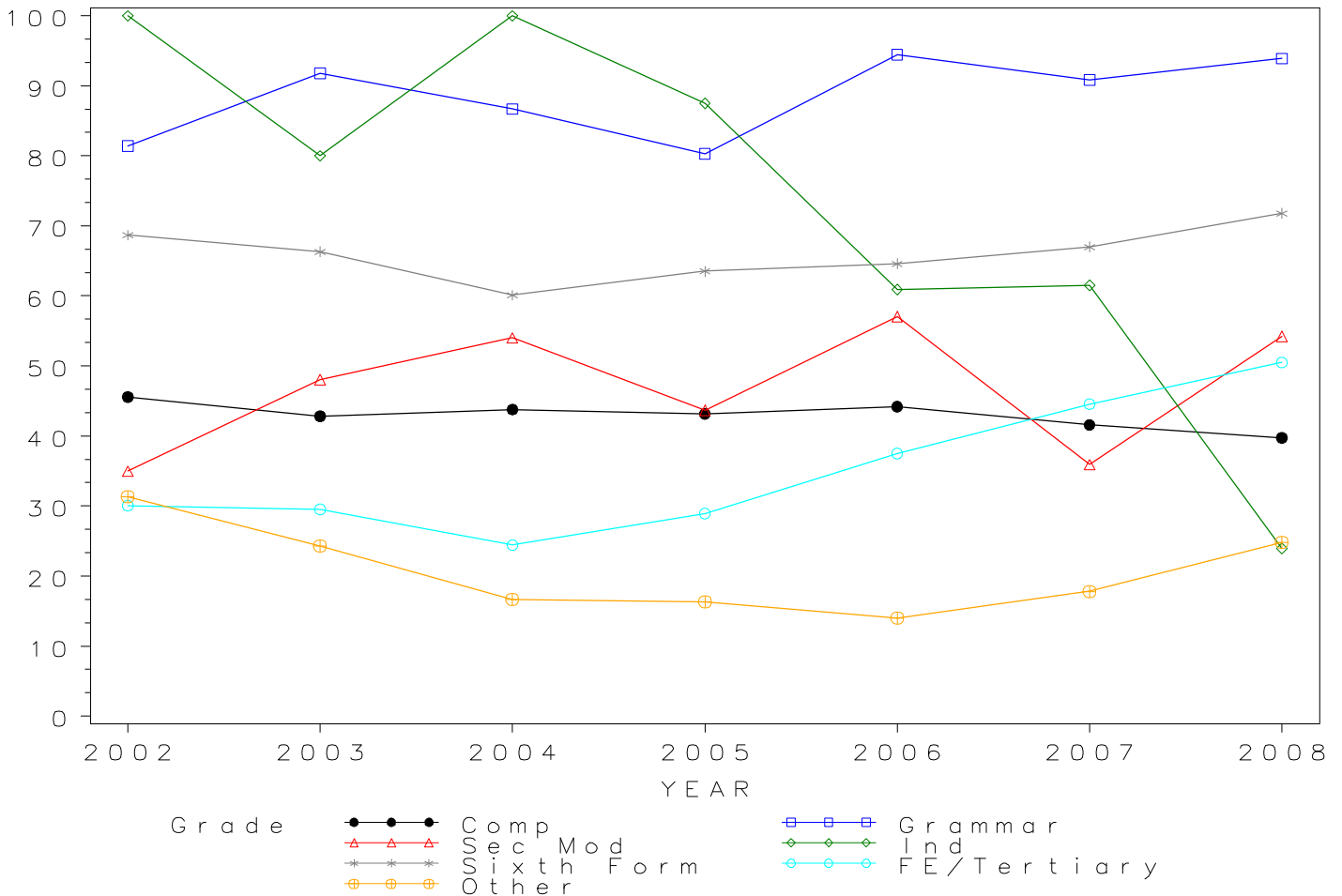
SCHTYPE	2002	2003	2004	2005	2006	2007	2008
Comprehensive	45.58	42.83	43.78	43.16	44.20	41.60	39.75
Grammar	81.41	91.79	86.70	80.31	94.44	90.85	93.88
Sec Mod	34.97	48.04	54.01	43.70	57.08	35.92	54.24
Independent	100.00	80.00	100.00	87.50	60.94	61.54	23.96
Sixth Form	68.69	66.31	60.11	63.52	64.59	66.99	71.81
FE/Tertiary	30.06	29.53	24.44	28.94	37.50	44.56	50.48
Other	31.36	24.27	16.67	16.31	13.98	17.82	24.82

*Cumulative Numbers*

SCHTYPE	2002	2003	2004	2005	2006	2007	2008
Comprehensive	1036	1013	1377	1515	1942	2419	2717
Grammar	127	190	313	257	136	139	138
Sec Mod	57	86	74	111	129	51	64
Independent	12	12	12	7	39	32	46
Sixth Form	1788	1852	1754	2009	2123	1944	2040
FE/Tertiary	98	88	65	68	162	221	209
Other	37	25	19	23	13	18	35

**GCSE GENERAL STUDIES 2002–2008**

Cumulative % at Grade C by school type





*GCSE GENERAL STUDIES Grade D by school type 2002- 2008  
Cumulative Percentages*

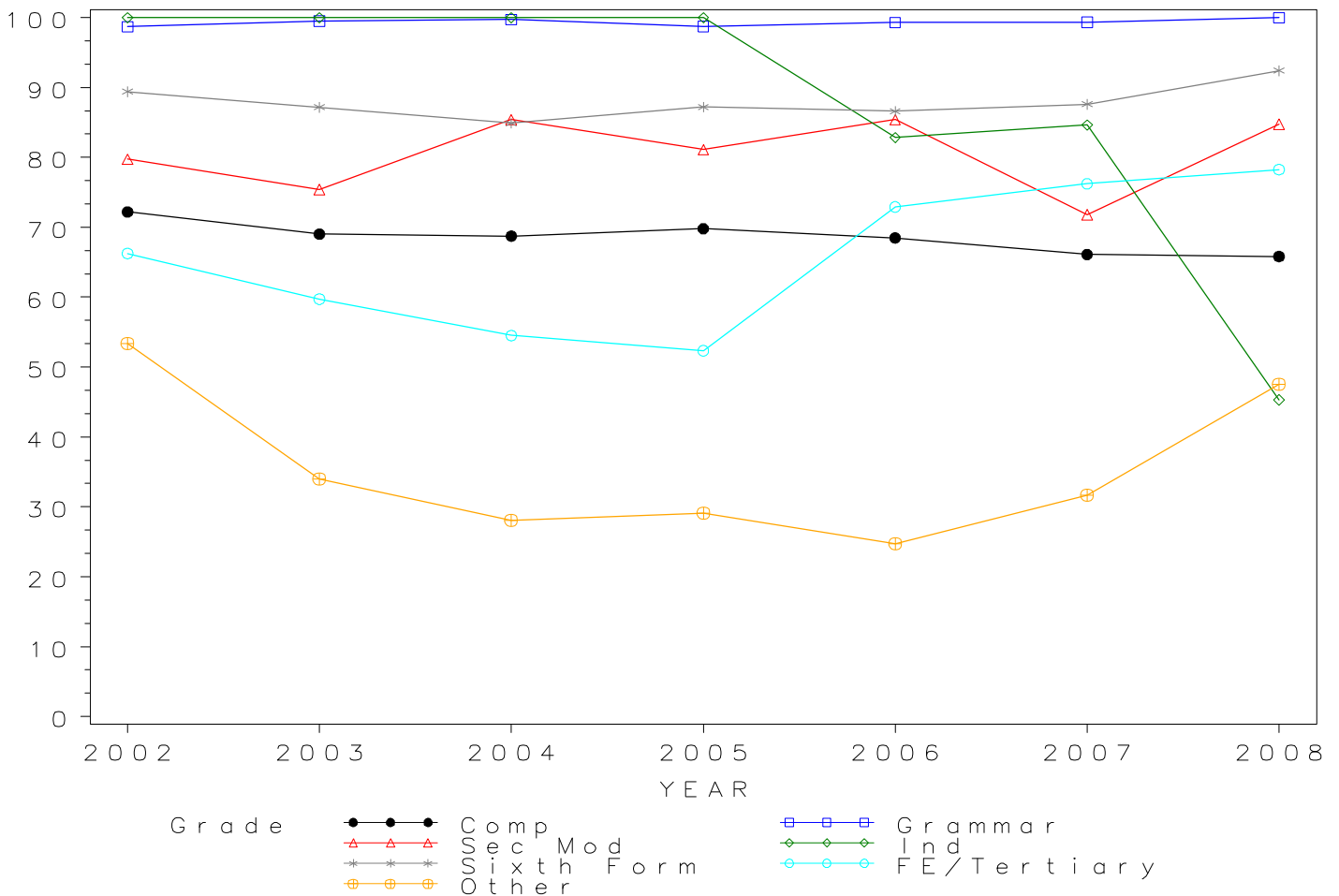
SCHTYPE	2002	2003	2004	2005	2006	2007	2008
Comprehensive	72.20	69.01	68.74	69.80	68.48	66.12	65.83
Grammar	98.72	99.52	99.72	98.75	99.31	99.35	100.00
Sec Mod	79.75	75.42	85.40	81.10	85.40	71.83	84.75
Independent	100.00	100.00	100.00	100.00	82.81	84.62	45.31
Sixth Form	89.40	87.18	84.89	87.20	86.61	87.59	92.40
FE/Tertiary	66.26	59.73	54.51	52.34	72.92	76.21	78.26
Other	53.39	33.98	28.07	29.08	24.73	31.68	47.52

*Cumulative Numbers*

SCHTYPE	2002	2003	2004	2005	2006	2007	2008
Comprehensive	1641	1632	2162	2450	3009	3845	4500
Grammar	154	206	360	316	143	152	147
Sec Mod	130	135	117	206	193	102	100
Independent	12	15	12	8	53	44	87
Sixth Form	2327	2435	2477	2758	2847	2542	2625
FE/Tertiary	216	178	145	123	315	378	324
Other	63	35	32	41	23	32	67

**GCSE GENERAL STUDIES 2002–2008**

Cumulative % at Grade D by school type



*GCSE GENERAL STUDIES Grade E by school type 2002- 2008  
Cumulative Percentages*

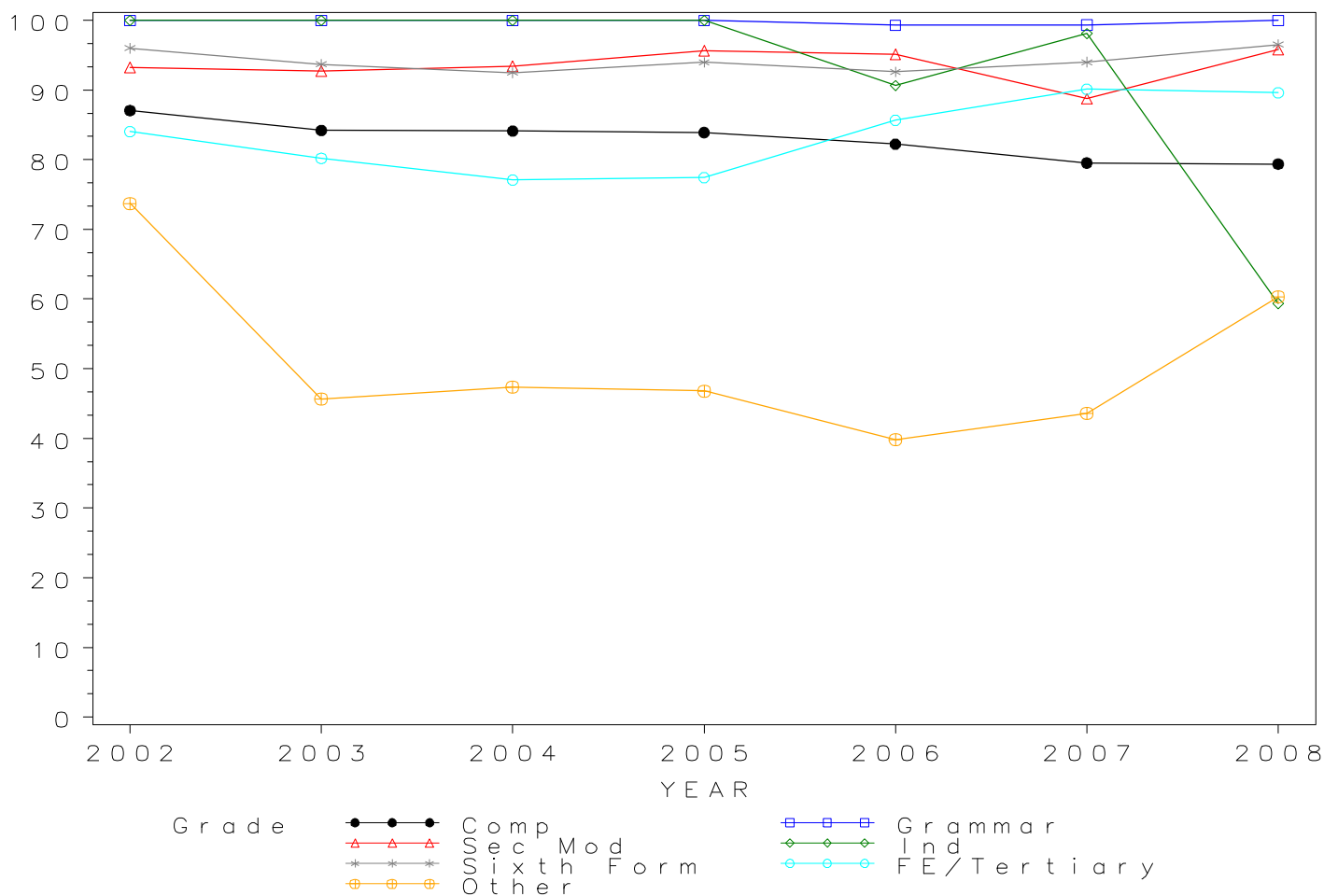
SCHTYPE	2002	2003	2004	2005	2006	2007	2008
Comprehensive	87.07	84.19	84.10	83.90	82.23	79.54	79.37
Grammar	100.00	100.00	100.00	100.00	99.31	99.35	100.00
Sec Mod	93.25	92.74	93.43	95.67	95.13	88.73	95.76
Independent	100.00	100.00	100.00	100.00	90.63	98.08	59.38
Sixth Form	96.00	93.70	92.49	93.99	92.61	94.00	96.52
FE/Tertiary	84.05	80.20	77.07	77.45	85.65	90.12	89.61
Other	73.73	45.63	47.37	46.81	39.78	43.56	60.28

*Cumulative Numbers*

SCHTYPE	2002	2003	2004	2005	2006	2007	2008
Comprehensive	1979	1991	2645	2945	3613	4625	5426
Grammar	156	207	361	320	143	152	147
Sec Mod	152	166	128	243	215	126	113
Independent	12	15	12	8	58	51	114
Sixth Form	2499	2617	2699	2973	3044	2728	2742
FE/Tertiary	274	239	205	182	370	447	371
Other	87	47	54	66	37	44	85

**GCSE GENERAL STUDIES 2002–2008**

Cumulative % at Grade E by school type

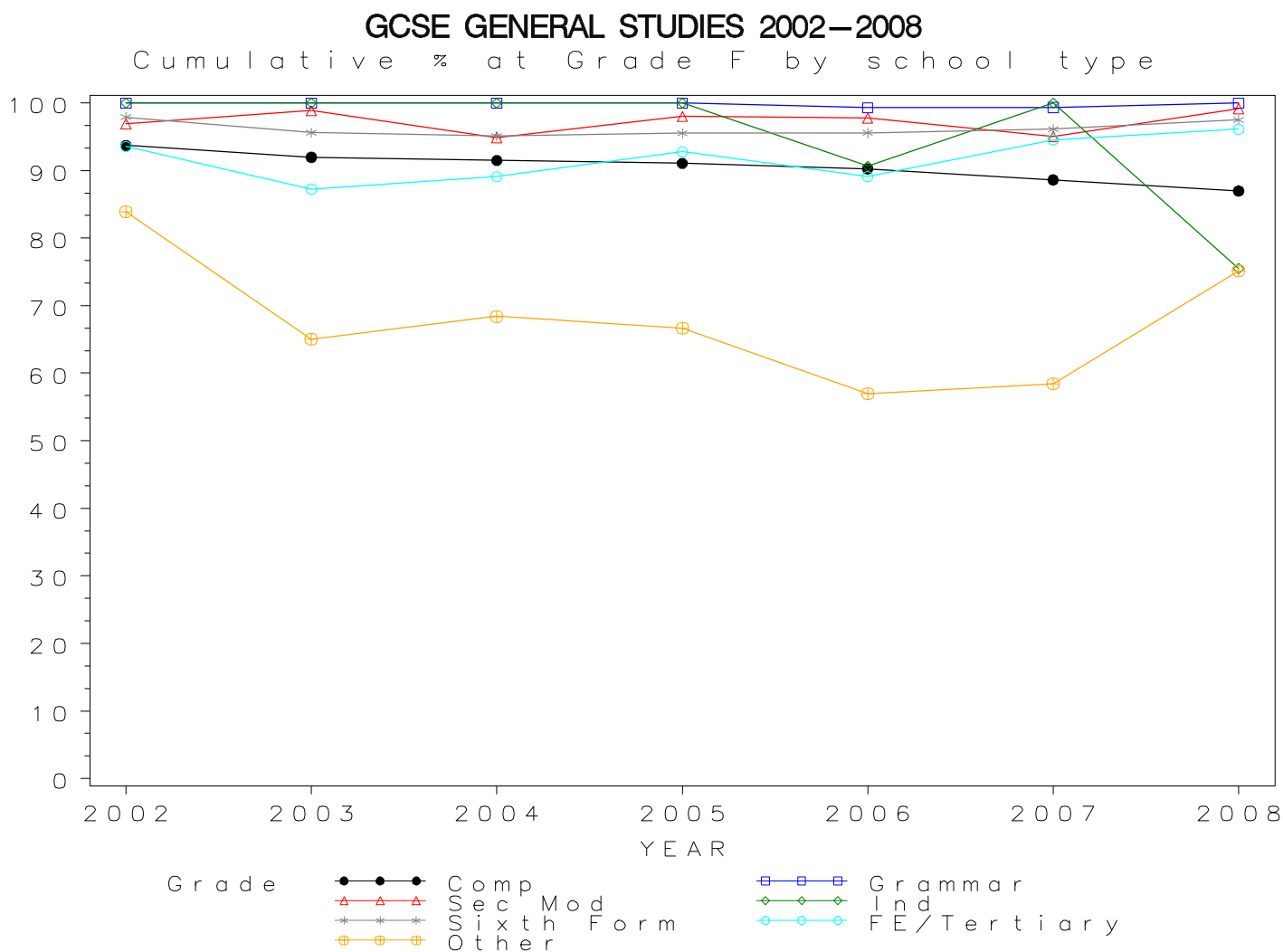


*GCSE GENERAL STUDIES Grade F by school type 2002- 2008  
Cumulative Percentages*

SCHTYPE	2002	2003	2004	2005	2006	2007	2008
Comprehensive	93.71	91.97	91.48	91.08	90.26	88.62	86.98
Grammar	100.00	100.00	100.00	100.00	99.31	99.35	100.00
Sec Mod	96.93	98.88	94.89	98.03	97.79	95.07	99.15
Independent	100.00	100.00	100.00	100.00	90.63	100.00	75.52
Sixth Form	97.89	95.60	95.10	95.51	95.59	96.11	97.50
FE/Tertiary	93.56	87.25	89.10	92.77	89.12	94.56	96.14
Other	83.90	65.05	68.42	66.67	56.99	58.42	75.18

*Cumulative Numbers*

SCHTYPE	2002	2003	2004	2005	2006	2007	2008
Comprehensive	2130	2175	2877	3197	3966	5153	5946
Grammar	156	207	361	320	143	152	147
Sec Mod	158	177	130	249	221	135	117
Independent	12	15	12	8	58	52	145
Sixth Form	2548	2670	2775	3021	3142	2789	2770
FE/Tertiary	305	260	237	218	385	469	398
Other	99	67	78	94	53	59	106

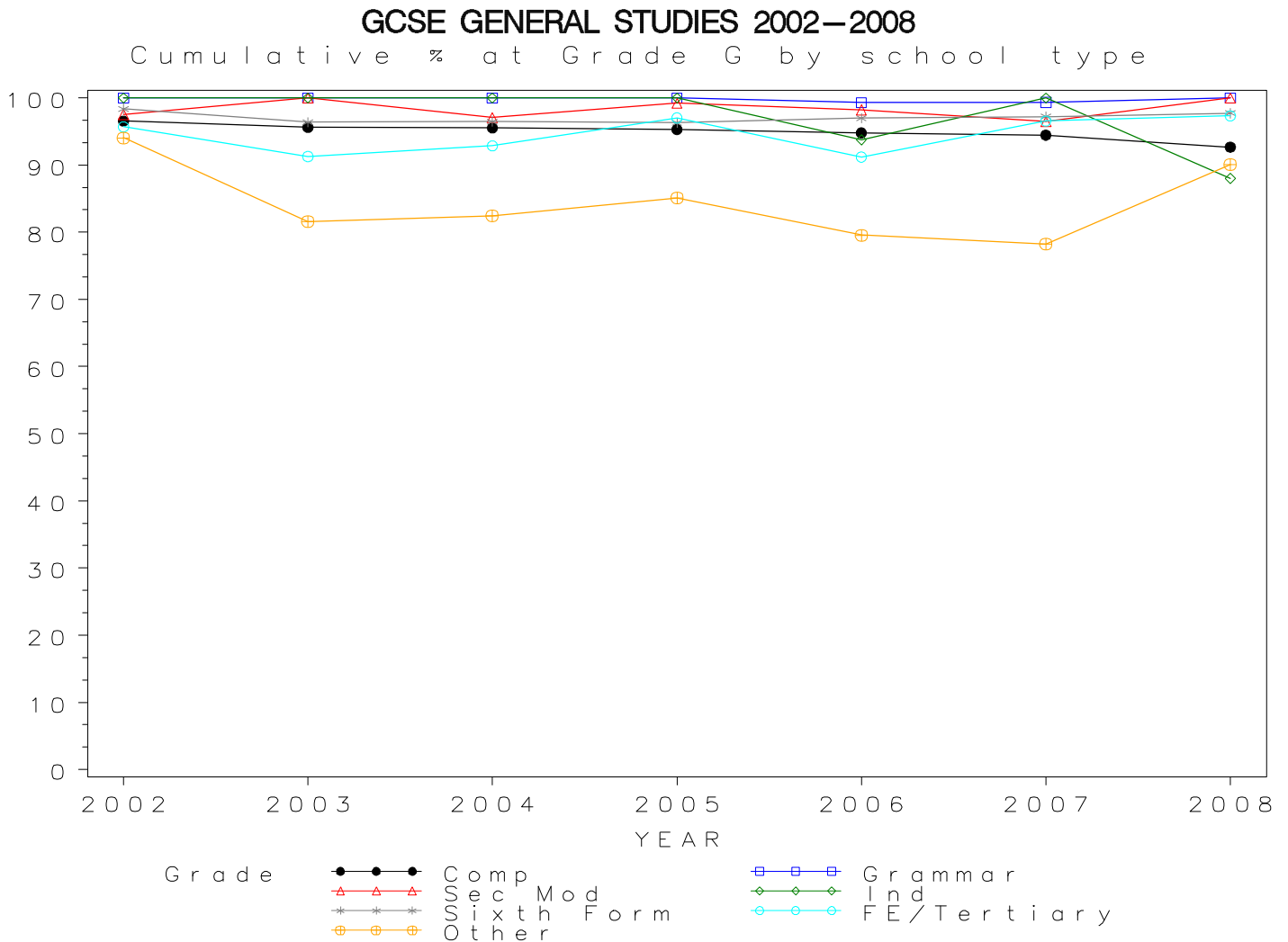


*GCSE GENERAL STUDIES Grade G by school type 2002- 2008  
Cumulative Percentages*

SCHTYPE	2002	2003	2004	2005	2006	2007	2008
Comprehensive	96.57	95.60	95.52	95.30	94.79	94.46	92.67
Grammar	100.00	100.00	100.00	100.00	99.31	99.35	100.00
Sec Mod	97.55	100.00	97.08	99.21	98.23	96.48	100.00
Independent	100.00	100.00	100.00	100.00	93.75	100.00	88.02
Sixth Form	98.39	96.38	96.50	96.30	96.99	97.21	97.71
FE/Tertiary	95.71	91.28	92.86	97.02	91.20	96.57	97.34
Other	94.07	81.55	82.46	85.11	79.57	78.22	90.07

*Cumulative Numbers*

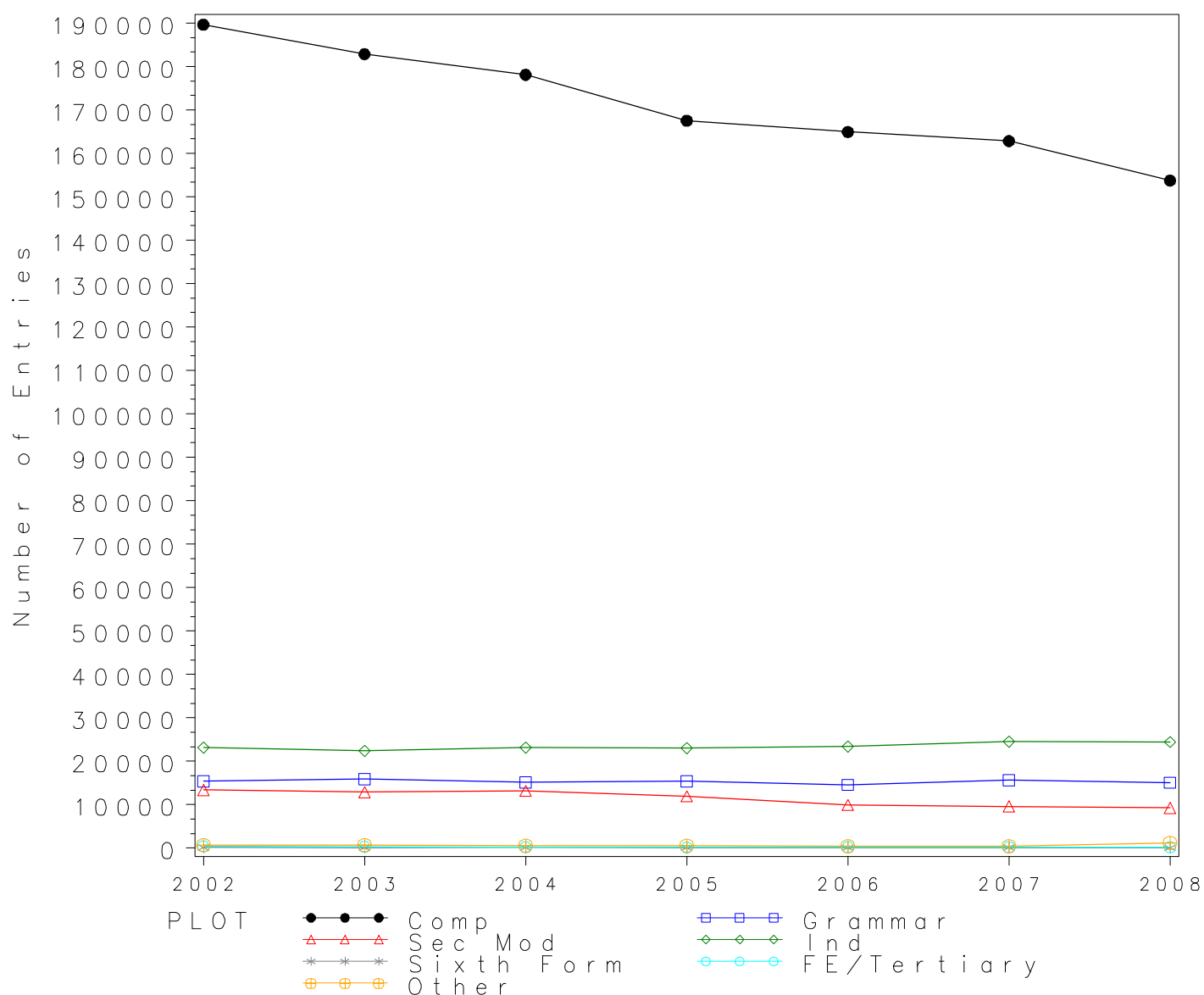
SCHTYPE	2002	2003	2004	2005	2006	2007	2008
Comprehensive	2195	2261	3004	3345	4165	5493	6335
Grammar	156	207	361	320	143	152	147
Sec Mod	159	179	133	252	222	137	118
Independent	12	15	12	8	60	52	169
Sixth Form	2561	2692	2816	3046	3188	2821	2776
FE/Tertiary	312	272	247	228	394	479	403
Other	111	84	94	120	74	79	127



*Numbers of GCSE entries in GEOGRAPHY by school type 2002-2008*

SCHTYPE	2002	2003	2004	2005	2006	2007	2008
Comprehensive	189638	182853	178090	167542	164929	162836	153737
Grammar	15406	15878	15162	15377	14561	15625	15091
Sec Mod	13381	12867	13194	11955	9953	9602	9284
Independent	23168	22380	23160	23021	23363	24512	24451
Sixth Form	150	107	112	98	70	110	86
FE/Tertiary	413	339	235	147	208	221	223
Other	734	729	604	507	404	457	1234

GCSE GEOGRAPHY Entries by school type 2002–2008



*GCSE GEOGRAPHY Grade A\* by school type 2002- 2008  
Cumulative Percentages*

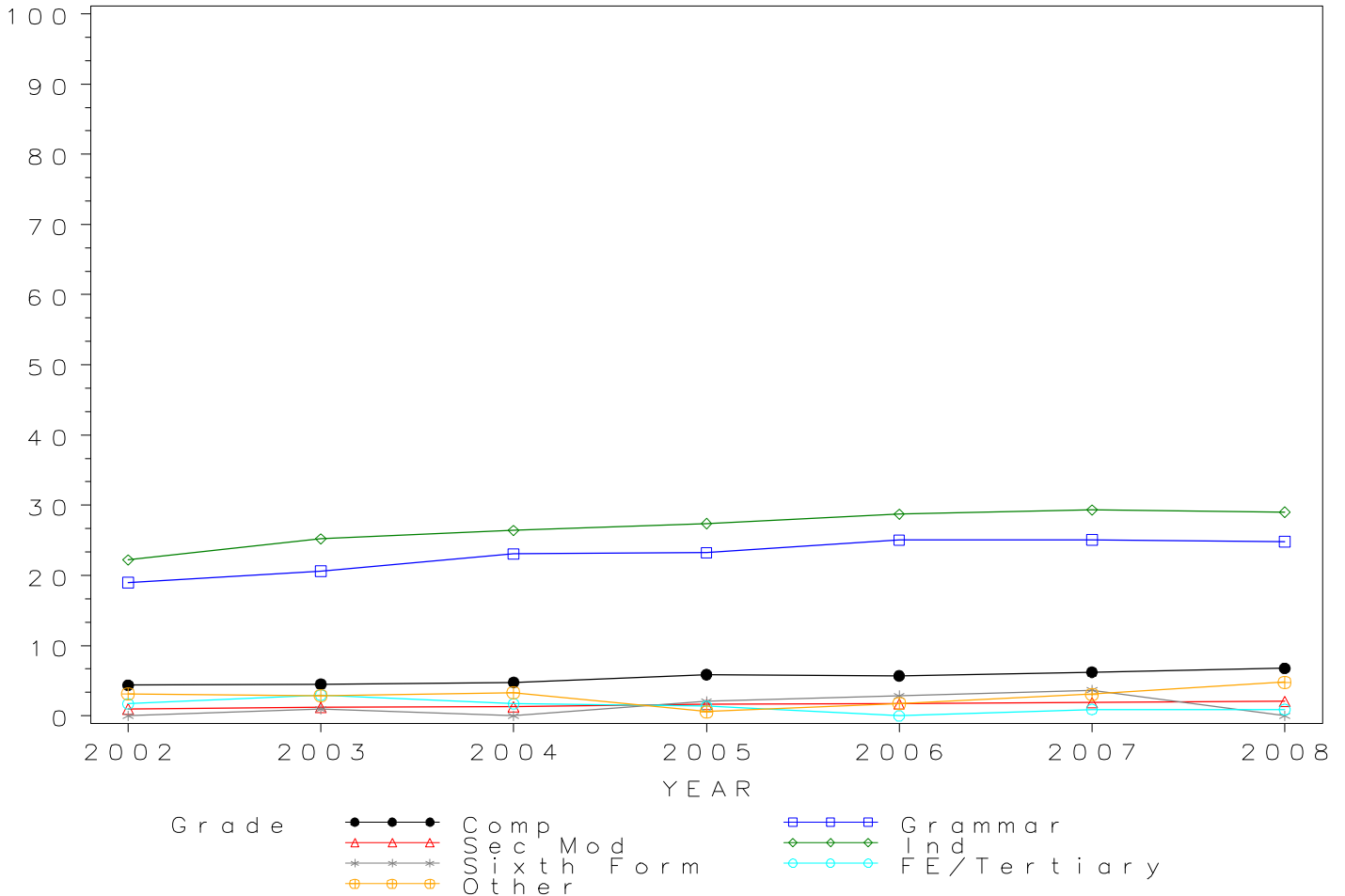
SCHTYPE	2002	2003	2004	2005	2006	2007	2008
Comprehensive	4.37	4.51	4.77	5.87	5.69	6.22	6.75
Grammar	18.97	20.62	23.04	23.22	25.03	25.06	24.82
Sec Mod	0.98	1.17	1.27	1.63	1.70	1.90	2.06
Independent	22.20	25.20	26.40	27.40	28.70	29.30	29.00
Sixth Form	0.00	0.93	0.00	2.04	2.86	3.64	0.00
FE/Tertiary	1.69	2.95	1.70	1.36	0.00	0.90	0.90
Other	3.13	2.88	3.31	0.59	1.73	3.06	4.78

*Cumulative Numbers*

SCHTYPE	2002	2003	2004	2005	2006	2007	2008
Comprehensive	8287	8249	8496	9837	9378	10126	10375
Grammar	2923	3274	3494	3571	3644	3916	3746
Sec Mod	131	151	168	195	169	182	191
Independent	5143	5640	6114	6308	6705	7182	7091
Sixth Form	0	1	0	2	2	4	0
FE/Tertiary	7	10	4	2	0	2	2
Other	23	21	20	3	7	14	59

**GCSE GEOGRAPHY 2002–2008**

Cumulative % at Grade A\* by school type



*GCSE GEOGRAPHY Grade A by school type 2002- 2008  
Cumulative Percentages*

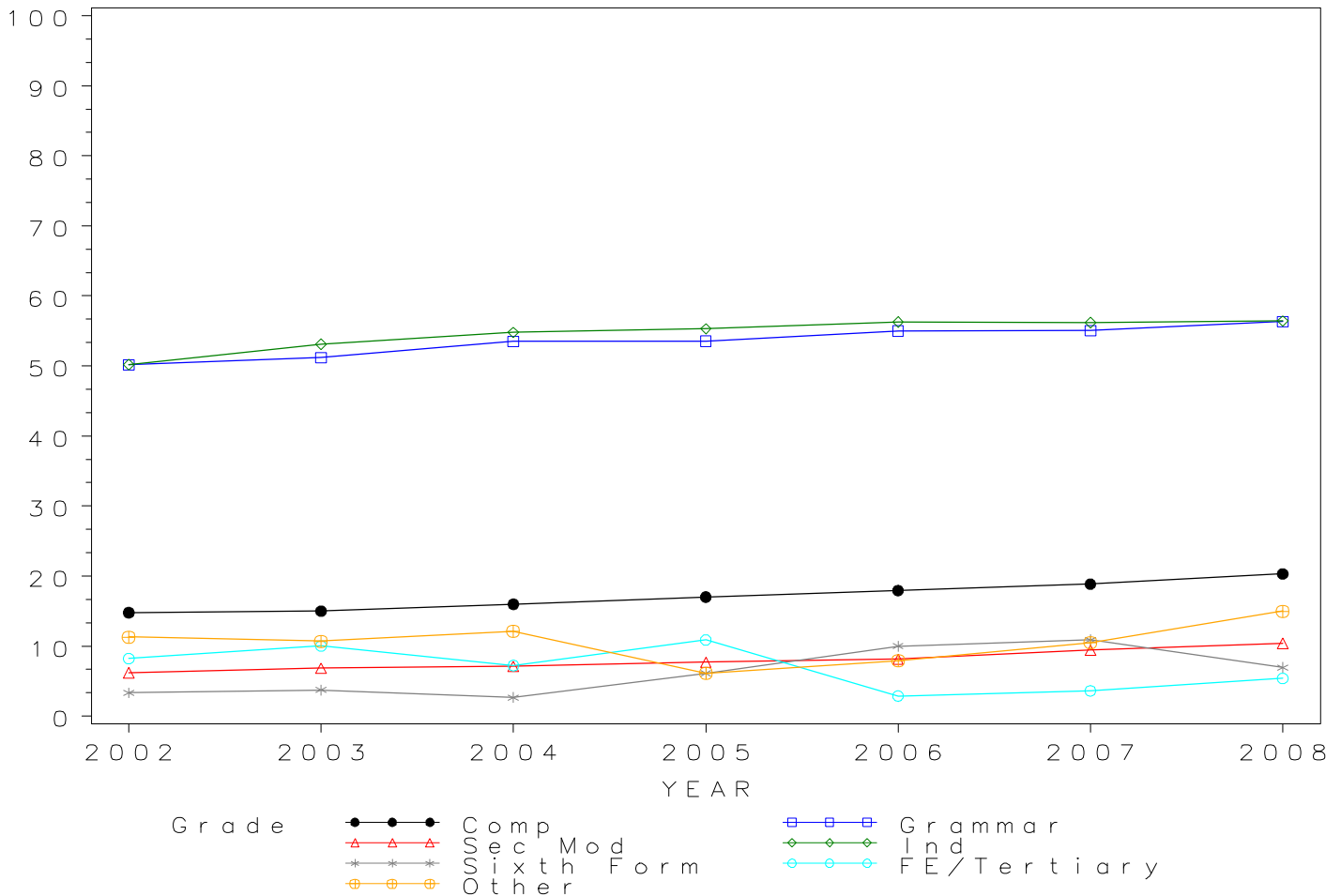
SCHTYPE	2002	2003	2004	2005	2006	2007	2008
Comprehensive	14.78	14.99	15.98	17.01	17.94	18.84	20.32
Grammar	50.18	51.18	53.49	53.53	55.00	55.06	56.32
Sec Mod	6.22	6.85	7.12	7.72	8.14	9.41	10.42
Independent	50.20	53.10	54.80	55.30	56.30	56.20	56.40
Sixth Form	3.33	3.74	2.68	6.12	10.00	10.91	6.98
FE/Tertiary	8.23	10.03	7.23	10.88	2.88	3.62	5.38
Other	11.31	10.70	12.09	6.11	7.92	10.50	14.99

*Cumulative Numbers*

SCHTYPE	2002	2003	2004	2005	2006	2007	2008
Comprehensive	28031	27414	28467	28504	29594	30684	31244
Grammar	7730	8127	8110	8231	8009	8603	8499
Sec Mod	832	881	940	923	810	904	967
Independent	11630	11884	12692	12731	13153	13776	13790
Sixth Form	5	4	3	6	7	12	6
FE/Tertiary	34	34	17	16	6	8	12
Other	83	78	73	31	32	48	185

**GCSE GEOGRAPHY 2002–2008**

Cumulative % at Grade A by school type



*GCSE GEOGRAPHY Grade B by school type 2002- 2008  
Cumulative Percentages*

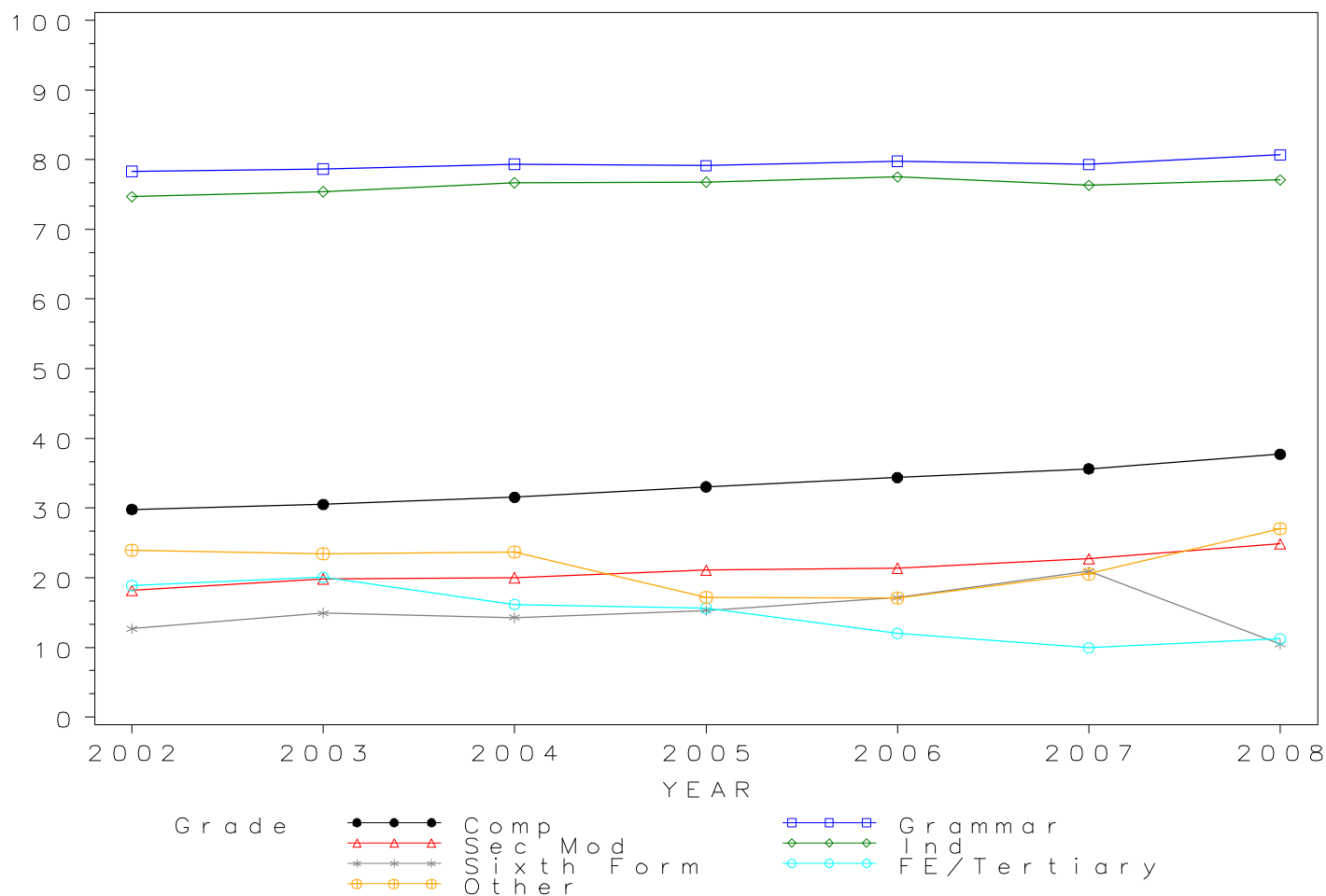
SCHTYPE	2002	2003	2004	2005	2006	2007	2008
Comprehensive	29.80	30.53	31.54	33.04	34.39	35.64	37.73
Grammar	78.35	78.67	79.38	79.16	79.81	79.30	80.70
Sec Mod	18.17	19.83	20.01	21.10	21.37	22.71	24.87
Independent	74.70	75.40	76.70	76.80	77.50	76.30	77.10
Sixth Form	12.67	14.95	14.29	15.31	17.14	20.91	10.47
FE/Tertiary	18.89	20.06	16.17	15.65	12.02	9.95	11.21
Other	23.98	23.46	23.68	17.16	17.08	20.57	27.07

*Cumulative Numbers*

SCHTYPE	2002	2003	2004	2005	2006	2007	2008
Comprehensive	56519	55827	56170	55355	56715	58028	58005
Grammar	12070	12491	12035	12173	11621	12391	12178
Sec Mod	2431	2551	2640	2522	2127	2181	2309
Independent	17306	16875	17764	17680	18106	18703	18852
Sixth Form	19	16	16	15	12	23	9
FE/Tertiary	78	68	38	23	25	22	25
Other	176	171	143	87	69	94	334

**GCSE GEOGRAPHY 2002–2008**

Cumulative % at Grade B by school type





*GCSE GEOGRAPHY Grade C by school type 2002- 2008  
Cumulative Percentages*

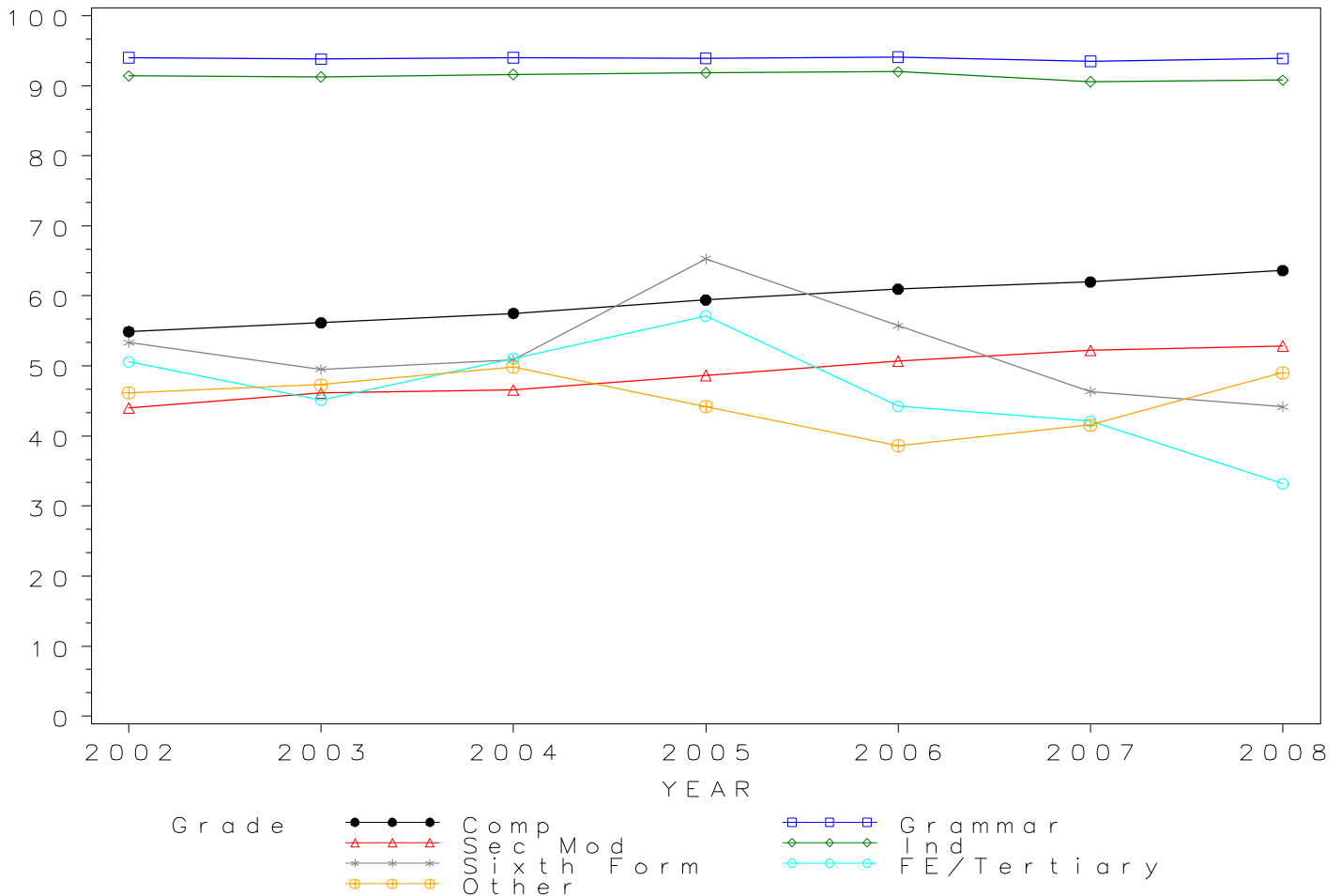
SCHTYPE	2002	2003	2004	2005	2006	2007	2008
Comprehensive	54.90	56.16	57.51	59.41	60.97	62.00	63.63
Grammar	94.01	93.79	94.04	93.92	94.13	93.50	93.88
Sec Mod	44.03	46.13	46.54	48.67	50.73	52.20	52.88
Independent	91.40	91.30	91.60	91.90	92.00	90.60	90.80
Sixth Form	53.33	49.53	50.89	65.31	55.71	46.36	44.19
FE/Tertiary	50.61	45.13	51.06	57.14	44.23	42.08	33.18
Other	46.19	47.33	49.83	44.18	38.61	41.58	49.03

*Cumulative Numbers*

SCHTYPE	2002	2003	2004	2005	2006	2007	2008
Comprehensive	104113	102683	102423	99537	100563	100962	97828
Grammar	14483	14892	14258	14442	13706	14610	14168
Sec Mod	5891	5935	6140	5818	5049	5012	4909
Independent	21176	20433	21215	21156	21494	22208	22202
Sixth Form	80	53	57	64	39	51	38
FE/Tertiary	209	153	120	84	92	93	74
Other	339	345	301	224	156	190	605

**GCSE GEOGRAPHY 2002–2008**

Cumulative % at Grade C by school type



*GCSE GEOGRAPHY Grade D by school type 2002- 2008  
Cumulative Percentages*

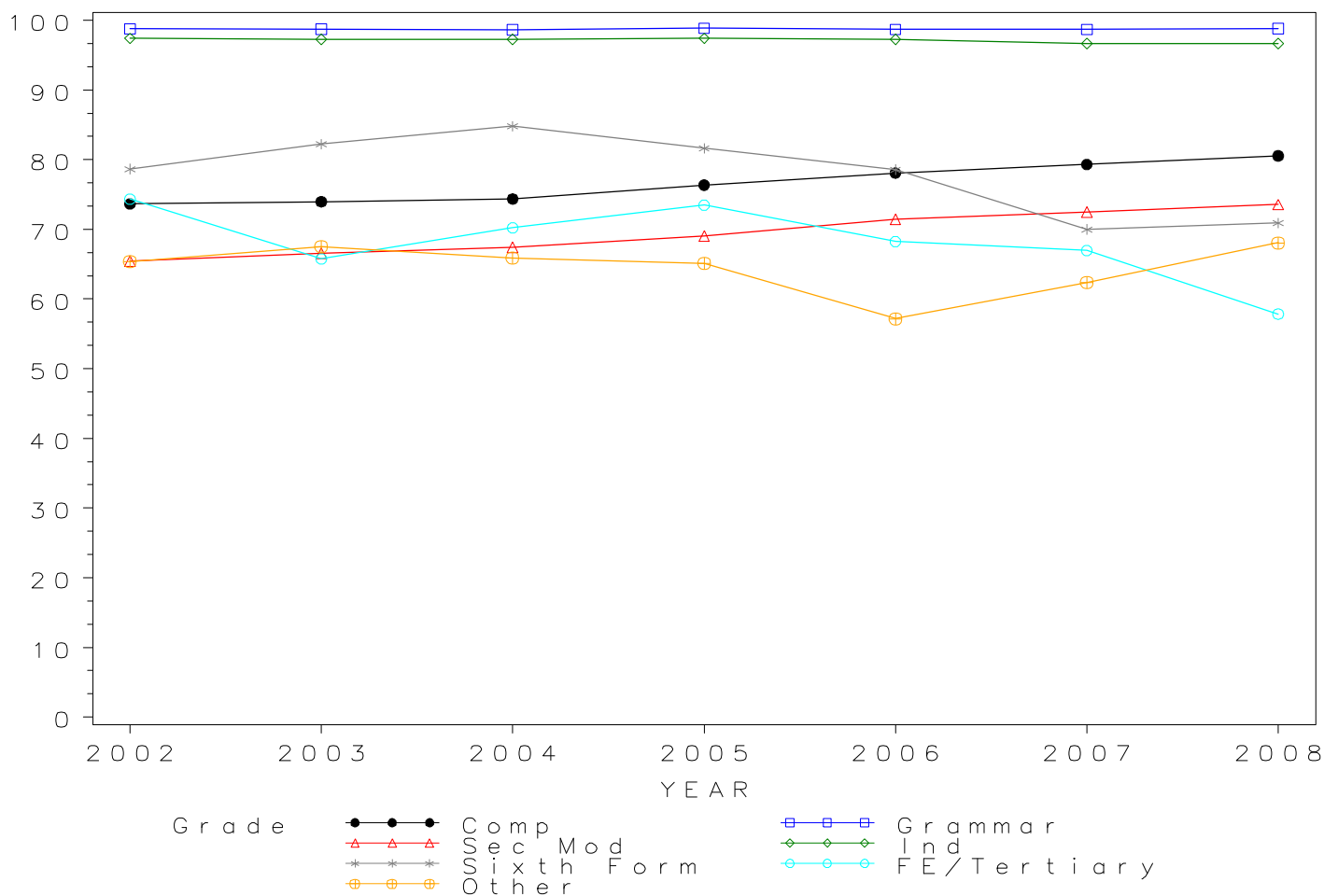
SCHTYPE	2002	2003	2004	2005	2006	2007	2008
Comprehensive	73.66	73.97	74.37	76.37	78.09	79.33	80.55
Grammar	98.77	98.76	98.67	98.87	98.71	98.71	98.84
Sec Mod	65.46	66.59	67.42	69.08	71.49	72.51	73.56
Independent	97.40	97.30	97.30	97.40	97.30	96.70	96.70
Sixth Form	78.67	82.24	84.82	81.63	78.57	70.00	70.93
FE/Tertiary	74.33	65.78	70.21	73.47	68.27	66.97	57.85
Other	65.40	67.49	65.89	65.09	57.18	62.36	68.07

*Cumulative Numbers*

SCHTYPE	2002	2003	2004	2005	2006	2007	2008
Comprehensive	139681	135257	132443	127947	128789	129175	123839
Grammar	15217	15681	14961	15203	14373	15423	14916
Sec Mod	8759	8568	8896	8258	7115	6962	6829
Independent	22566	21776	22535	22422	22732	23703	23644
Sixth Form	118	88	95	80	55	77	61
FE/Tertiary	307	223	165	108	142	148	129
Other	480	492	398	330	231	285	840

**GCSE GEOGRAPHY 2002–2008**

Cumulative % at Grade D by school type



*GCSE GEOGRAPHY Grade E by school type 2002- 2008  
Cumulative Percentages*

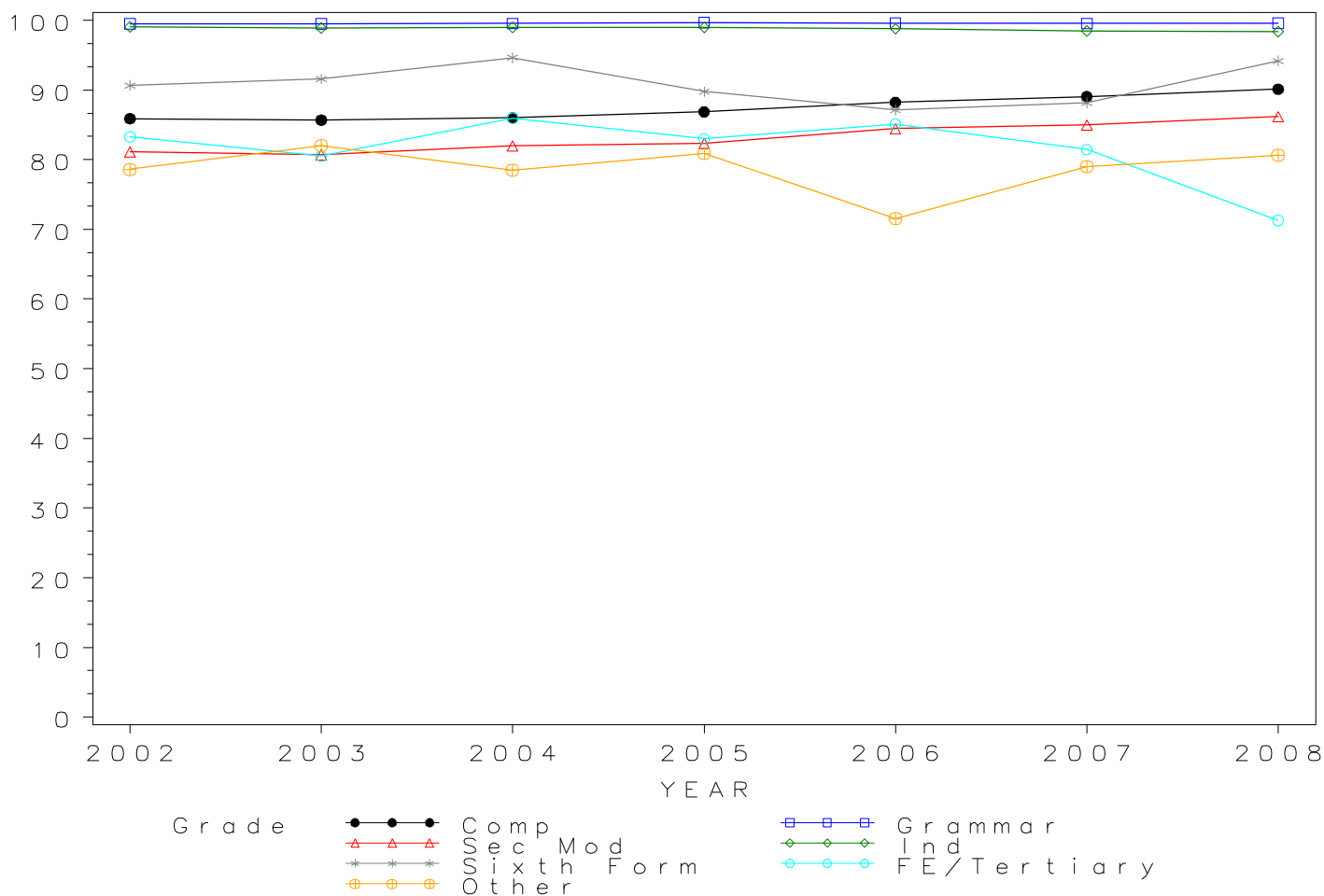
SCHTYPE	2002	2003	2004	2005	2006	2007	2008
Comprehensive	85.89	85.69	86.01	86.88	88.24	89.07	90.13
Grammar	99.50	99.50	99.57	99.67	99.61	99.54	99.60
Sec Mod	81.13	80.72	81.97	82.38	84.47	84.97	86.18
Independent	99.10	98.90	99.00	99.00	98.80	98.50	98.40
Sixth Form	90.67	91.59	94.64	89.80	87.14	88.18	94.19
FE/Tertiary	83.29	80.53	85.96	82.99	85.10	81.45	71.30
Other	78.61	82.03	78.48	80.87	71.53	78.99	80.63

*Cumulative Numbers*

SCHTYPE	2002	2003	2004	2005	2006	2007	2008
Comprehensive	162880	156685	153178	145564	145540	145031	138557
Grammar	15329	15798	15097	15326	14504	15553	15031
Sec Mod	10856	10386	10815	9848	8407	8159	8001
Independent	22959	22134	22928	22791	23083	24144	24060
Sixth Form	136	98	106	88	61	97	81
FE/Tertiary	344	273	202	122	177	180	159
Other	577	598	474	410	289	361	995

**GCSE GEOGRAPHY 2002–2008**

Cumulative % at Grade E by school type



*GCSE GEOGRAPHY Grade F by school type 2002- 2008  
Cumulative Percentages*

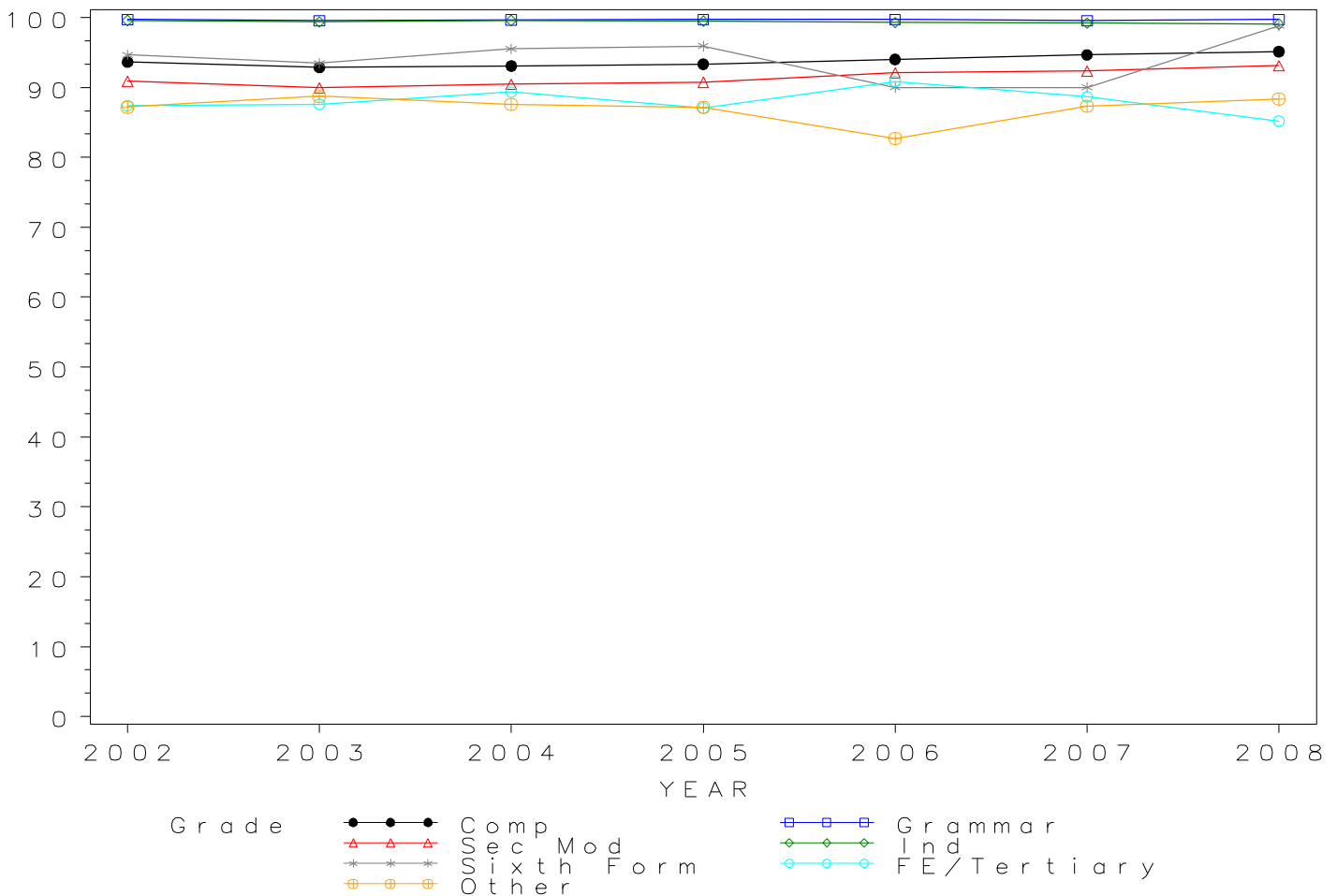
SCHTYPE	2002	2003	2004	2005	2006	2007	2008
Comprehensive	93.62	92.86	93.08	93.34	94.02	94.65	95.15
Grammar	99.71	99.57	99.67	99.73	99.74	99.57	99.73
Sec Mod	90.91	89.96	90.46	90.77	92.11	92.33	93.12
Independent	99.60	99.40	99.60	99.50	99.30	99.20	99.10
Sixth Form	94.67	93.46	95.54	95.92	90.00	90.00	98.84
FE/Tertiary	87.41	87.61	89.36	87.07	90.87	88.69	85.20
Other	87.19	88.75	87.58	87.18	82.67	87.31	88.33

*Cumulative Numbers*

SCHTYPE	2002	2003	2004	2005	2006	2007	2008
Comprehensive	177545	169805	165774	156385	155058	154121	146274
Grammar	15361	15809	15112	15336	14523	15558	15051
Sec Mod	12164	11575	11935	10851	9168	8866	8645
Independent	23075	22246	23067	22906	23199	24316	24231
Sixth Form	142	100	107	94	63	99	85
FE/Tertiary	361	297	210	128	189	196	190
Other	640	647	529	442	334	399	1090

**GCSE GEOGRAPHY 2002–2008**

Cumulative % at Grade F by school type



*GCSE GEOGRAPHY Grade G by school type 2002- 2008  
Cumulative Percentages*

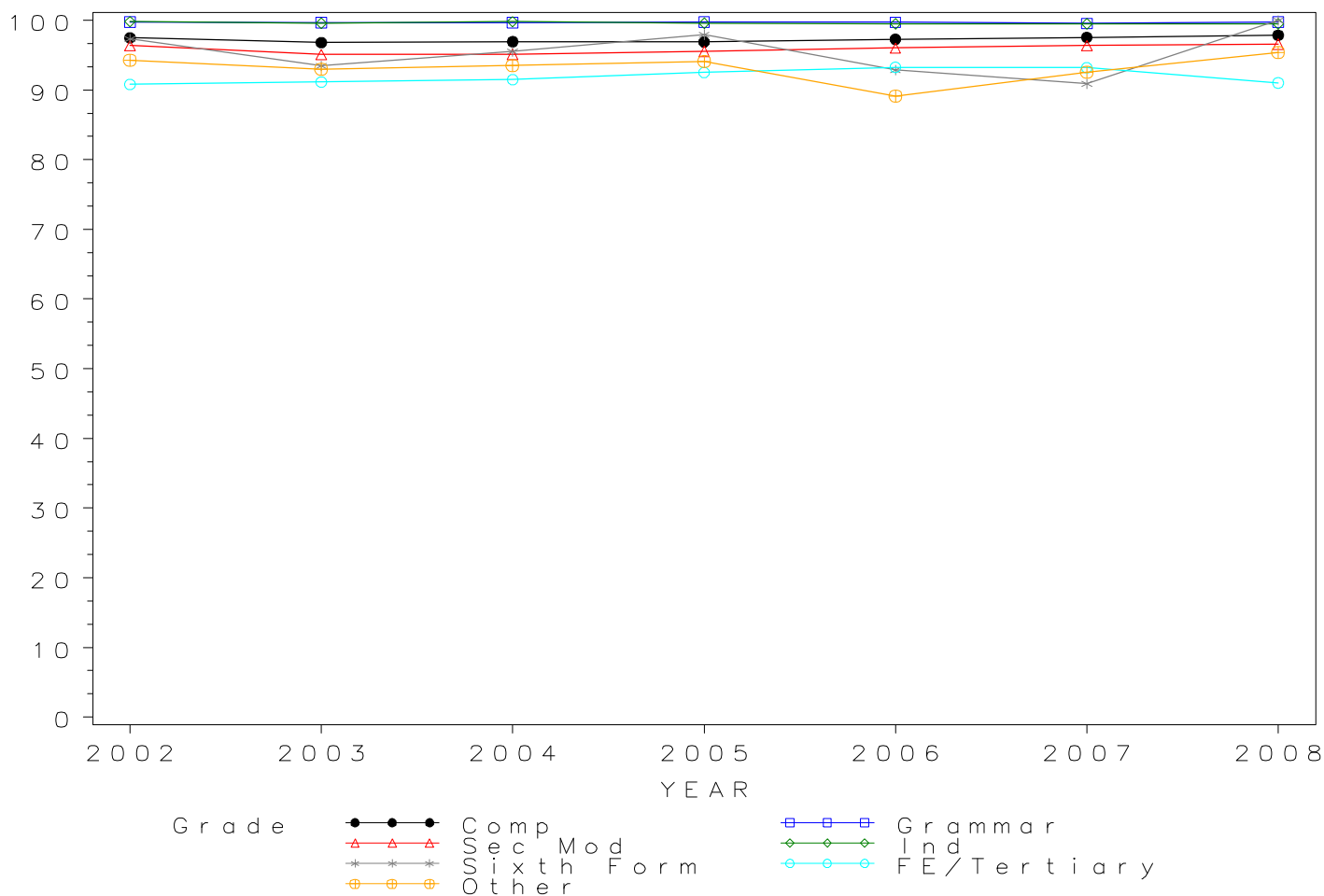
SCHTYPE	2002	2003	2004	2005	2006	2007	2008
Comprehensive	97.50	96.83	96.94	96.90	97.29	97.56	97.86
Grammar	99.77	99.67	99.67	99.77	99.74	99.57	99.77
Sec Mod	96.37	95.08	95.16	95.56	96.05	96.40	96.59
Independent	99.80	99.60	99.80	99.60	99.50	99.50	99.50
Sixth Form	97.33	93.46	95.54	97.96	92.86	90.91	100.00
FE/Tertiary	90.80	91.15	91.49	92.52	93.27	93.21	91.03
Other	94.28	93.00	93.54	94.08	89.11	92.56	95.38

*Cumulative Numbers*

SCHTYPE	2002	2003	2004	2005	2006	2007	2008
Comprehensive	184893	177048	172644	162346	160453	158862	150454
Grammar	15371	15825	15112	15342	14523	15558	15057
Sec Mod	12895	12234	12555	11424	9560	9256	8967
Independent	23122	22290	23114	22929	23246	24389	24329
Sixth Form	146	100	107	96	65	100	86
FE/Tertiary	375	309	215	136	194	206	203
Other	692	678	565	477	360	423	1177

**GCSE GEOGRAPHY 2002–2008**

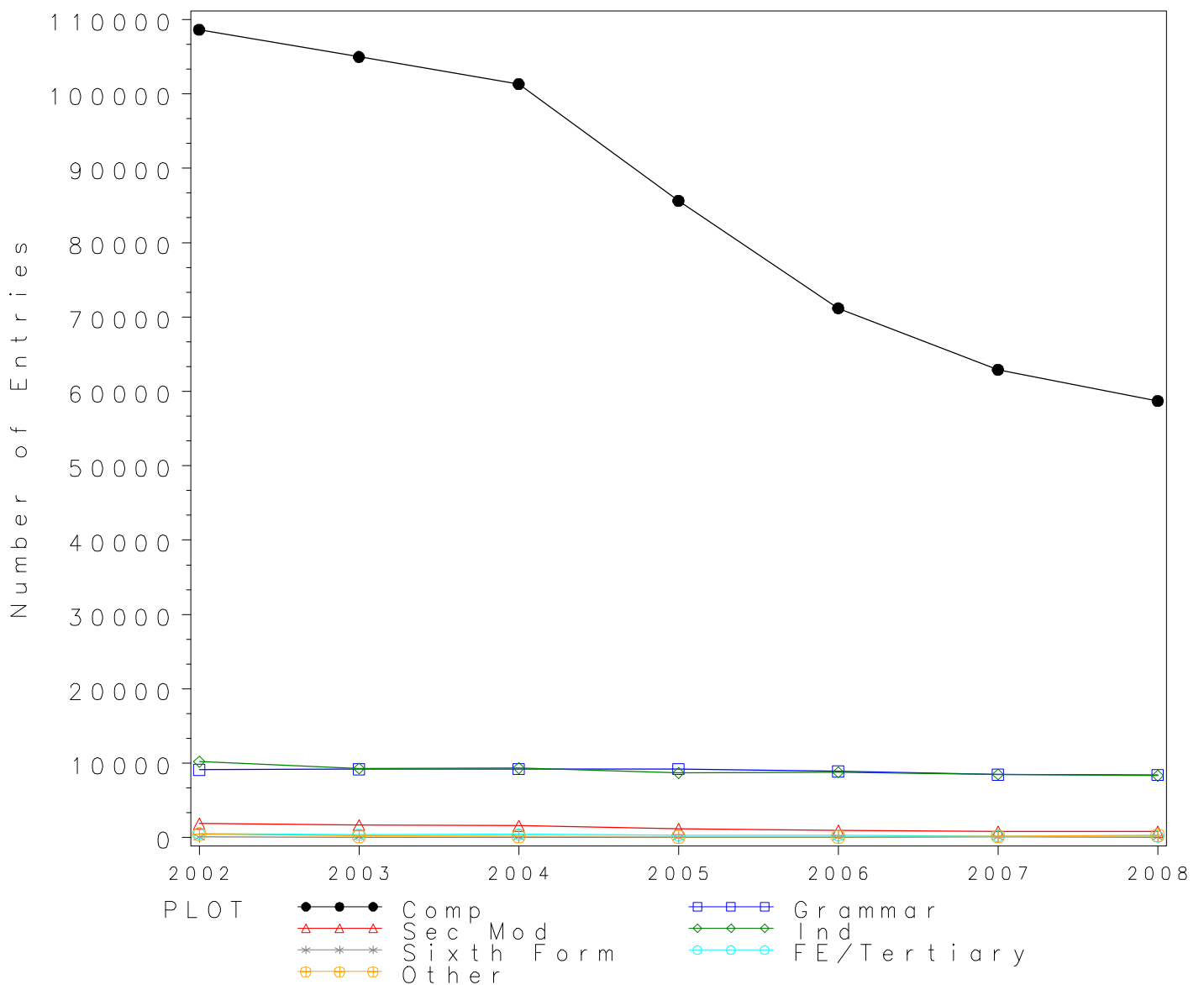
Cumulative % at Grade G by school type



*Numbers of GCSE entries in GERMAN by school type 2002- 2008*

SCHTYPE	2002	2003	2004	2005	2006	2007	2008
Comprehensive	108644	104972	101319	85623	71176	62906	58717
Grammar	9111	9192	9225	9231	8917	8470	8442
Sec Mod	1883	1710	1620	1168	969	833	823
Independent	10224	9302	9333	8708	8809	8516	8329
Sixth Form	83	54	47	60	53	64	48
FE/Tertiary	565	402	431	336	314	188	145
Other	466	219	186	133	107	154	298

GCSE GERMAN Entries by school type 2002–2008



*GCSE GERMAN Grade A\* by school type 2002- 2008  
Cumulative Percentages*

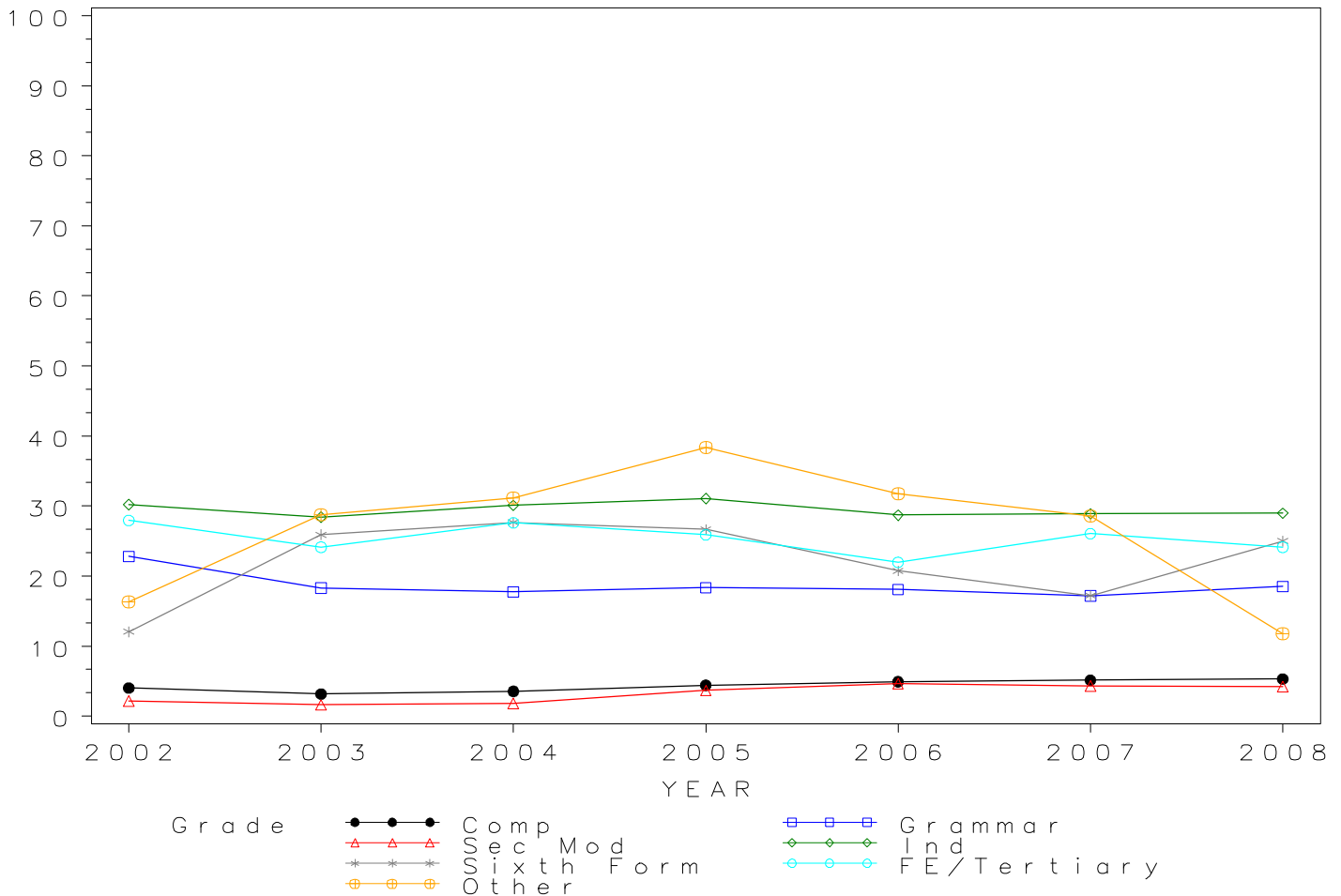
SCHTYPE	2002	2003	2004	2005	2006	2007	2008
Comprehensive	4.02	3.16	3.55	4.42	4.92	5.14	5.30
Grammar	22.80	18.30	17.73	18.35	18.07	17.17	18.50
Sec Mod	2.18	1.64	1.85	3.68	4.64	4.32	4.25
Independent	30.20	28.40	30.10	31.10	28.70	28.90	29.00
Sixth Form	12.05	25.93	27.66	26.67	20.75	17.19	25.00
FE/Tertiary	27.96	24.13	27.61	25.89	21.97	26.06	24.14
Other	16.31	28.77	31.18	38.35	31.78	28.57	11.74

*Cumulative Numbers*

SCHTYPE	2002	2003	2004	2005	2006	2007	2008
Comprehensive	4369	3320	3595	3781	3500	3231	3113
Grammar	2077	1682	1636	1694	1611	1454	1562
Sec Mod	41	28	30	43	45	36	35
Independent	3088	2642	2809	2708	2528	2461	2415
Sixth Form	10	14	13	16	11	11	12
FE/Tertiary	158	97	119	87	69	49	35
Other	76	63	58	51	34	44	35

**GCSE GERMAN 2002–2008**

Cumulative % at Grade A\* by school type



*GCSE GERMAN Grade A by school type 2002- 2008  
Cumulative Percentages*

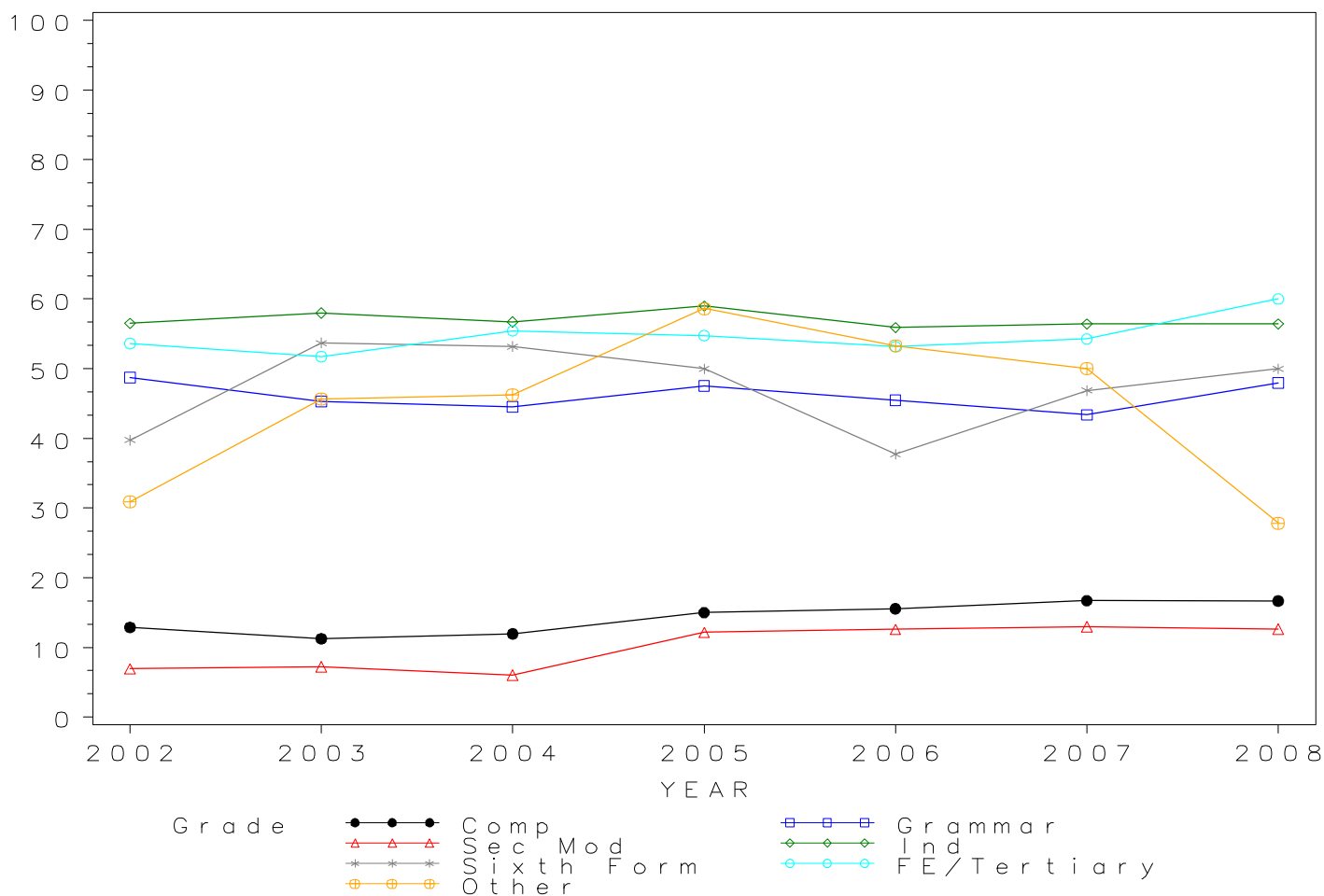
SCHTYPE	2002	2003	2004	2005	2006	2007	2008
Comprehensive	12.88	11.25	11.95	15.01	15.55	16.70	16.66
Grammar	48.75	45.32	44.55	47.52	45.46	43.40	47.96
Sec Mod	6.96	7.25	6.05	12.16	12.59	12.97	12.64
Independent	56.50	58.00	56.70	59.00	55.90	56.40	56.41
Sixth Form	39.76	53.70	53.19	50.00	37.74	46.88	50.00
FE/Tertiary	53.63	51.74	55.45	54.76	53.18	54.26	60.00
Other	30.90	45.66	46.24	58.65	53.27	50.00	27.85

*Cumulative Numbers*

SCHTYPE	2002	2003	2004	2005	2006	2007	2008
Comprehensive	13993	11811	12111	12855	11068	10506	9784
Grammar	4442	4166	4110	4387	4054	3676	4049
Sec Mod	131	124	98	142	122	108	104
Independent	5777	5395	5292	5138	4924	4803	4698
Sixth Form	33	29	25	30	20	30	24
FE/Tertiary	303	208	239	184	167	102	87
Other	144	100	86	78	57	77	83

**GCSE GERMAN 2002–2008**

Cumulative % at Grade A by school type





*GCSE GERMAN Grade B by school type 2002- 2008  
Cumulative Percentages*

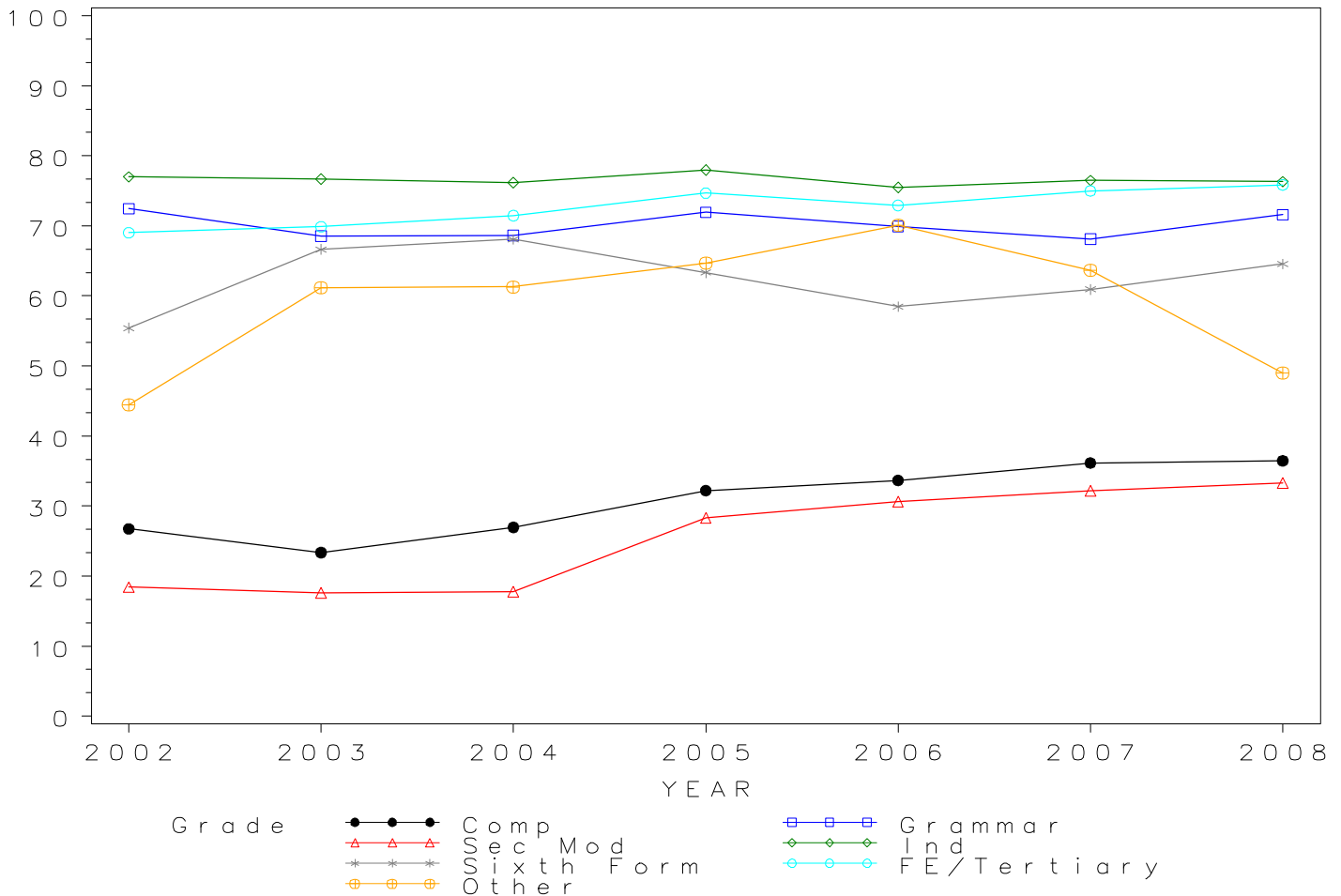
SCHTYPE	2002	2003	2004	2005	2006	2007	2008
Comprehensive	26.76	23.37	26.97	32.21	33.67	36.16	36.46
Grammar	72.46	68.56	68.64	71.93	69.95	68.12	71.59
Sec Mod	18.43	17.60	17.78	28.34	30.65	32.17	33.29
Independent	77.00	76.70	76.20	78.00	75.50	76.50	76.30
Sixth Form	55.42	66.67	68.09	63.33	58.49	60.94	64.58
FE/Tertiary	69.03	69.90	71.46	74.70	72.93	75.00	75.86
Other	44.42	61.19	61.29	64.66	70.09	63.64	48.99

*Cumulative Numbers*

SCHTYPE	2002	2003	2004	2005	2006	2007	2008
Comprehensive	29078	24528	27327	27577	23963	22744	21410
Grammar	6602	6302	6332	6640	6237	5770	6044
Sec Mod	347	301	288	331	297	268	274
Independent	7872	7135	7112	6792	6651	6515	6355
Sixth Form	46	36	32	38	31	39	31
FE/Tertiary	390	281	308	251	229	141	110
Other	207	134	114	86	75	98	146

**GCSE GERMAN 2002–2008**

Cumulative % at Grade B by school type



*GCSE GERMAN Grade C by school type 2002- 2008  
Cumulative Percentages*

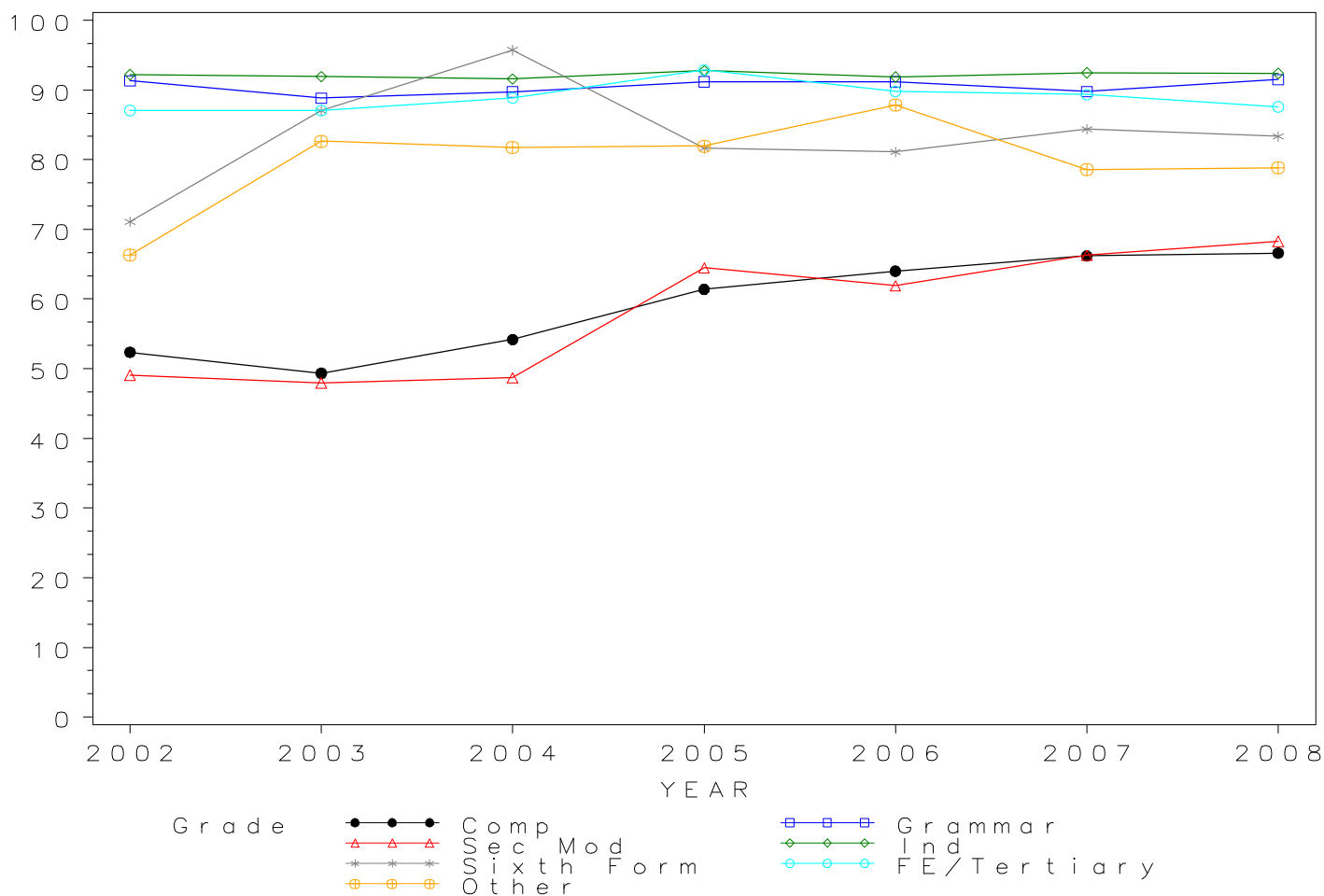
SCHTYPE	2002	2003	2004	2005	2006	2007	2008
Comprehensive	52.37	49.35	54.18	61.37	64.00	66.20	66.60
Grammar	91.32	88.82	89.76	91.19	91.19	89.80	91.51
Sec Mod	49.07	47.95	48.70	64.47	61.92	66.27	68.29
Independent	92.20	91.90	91.60	92.80	91.89	92.50	92.40
Sixth Form	71.08	87.04	95.74	81.67	81.13	84.38	83.33
FE/Tertiary	87.08	87.06	88.86	92.86	89.81	89.36	87.59
Other	66.31	82.65	81.72	81.95	87.85	78.57	78.86

*Cumulative Numbers*

SCHTYPE	2002	2003	2004	2005	2006	2007	2008
Comprehensive	56893	51803	54893	52550	45555	41644	39107
Grammar	8320	8164	8280	8418	8131	7606	7725
Sec Mod	924	820	789	753	600	552	562
Independent	9427	8549	8549	8081	8095	7877	7696
Sixth Form	59	47	45	49	43	54	40
FE/Tertiary	492	350	383	312	282	168	127
Other	309	181	152	109	94	121	235

**GCSE GERMAN 2002–2008**

Cumulative % at Grade C by school type



*GCSE GERMAN Grade D by school type 2002- 2008  
Cumulative Percentages*

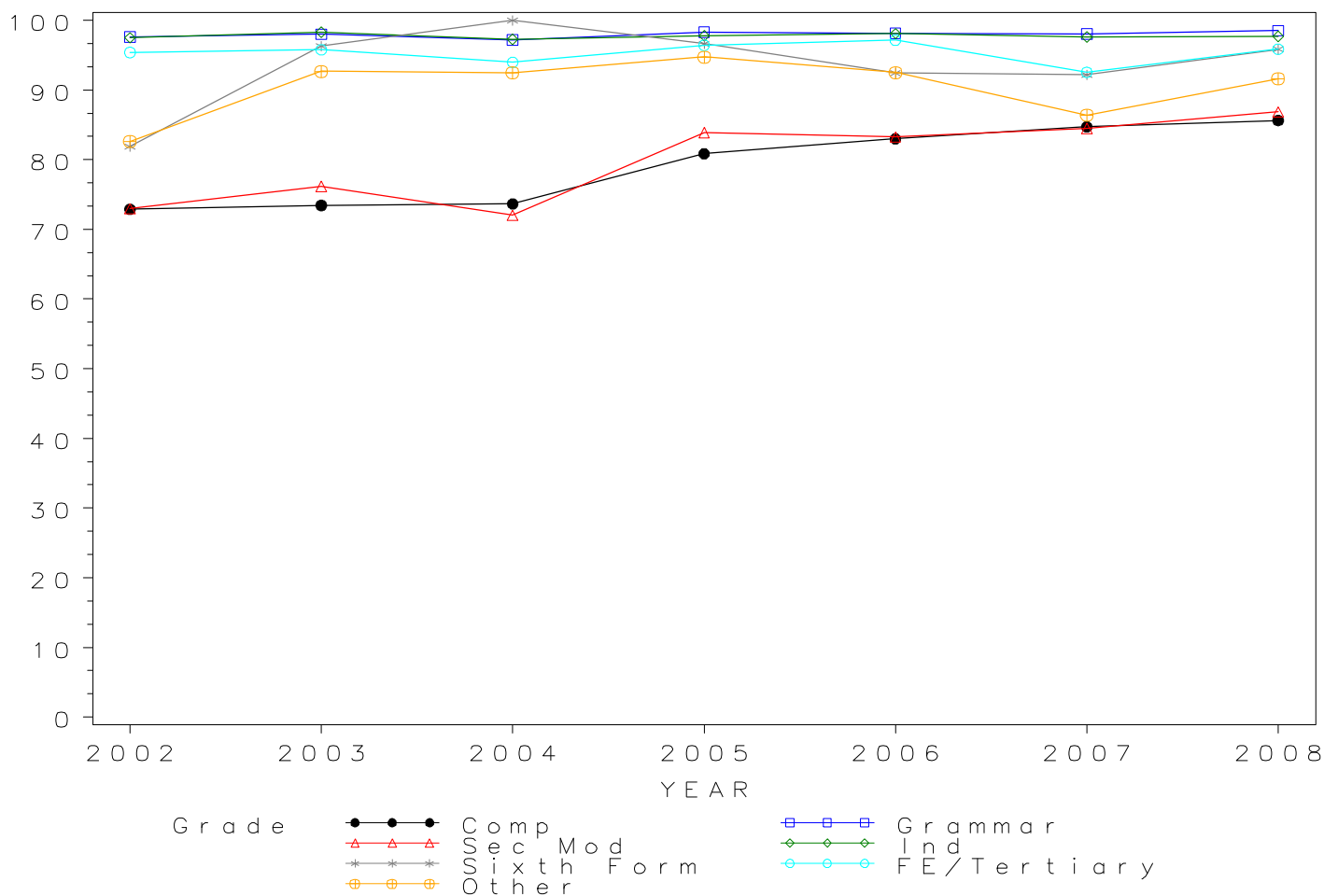
SCHTYPE	2002	2003	2004	2005	2006	2007	2008
Comprehensive	72.90	73.45	73.65	80.84	83.00	84.71	85.64
Grammar	97.62	98.02	97.21	98.32	98.13	98.06	98.51
Sec Mod	72.97	76.20	72.04	83.90	83.28	84.51	86.88
Independent	97.50	98.30	97.30	97.80	98.10	97.60	97.69
Sixth Form	81.93	96.30	100.00	96.67	92.45	92.19	95.83
FE/Tertiary	95.40	95.77	93.97	96.43	97.13	92.55	95.86
Other	82.62	92.69	92.47	94.74	92.52	86.36	91.61

*Cumulative Numbers*

SCHTYPE	2002	2003	2004	2005	2006	2007	2008
Comprehensive	79200	77102	74623	69218	59077	53289	50284
Grammar	8894	9010	8968	9076	8750	8306	8316
Sec Mod	1374	1303	1167	980	807	704	715
Independent	9968	9144	9081	8516	8642	8312	8137
Sixth Form	68	52	47	58	49	59	46
FE/Tertiary	539	385	405	324	305	174	139
Other	385	203	172	126	99	133	273

**GCSE GERMAN 2002–2008**

Cumulative % at Grade D by school type



*GCSE GERMAN Grade E by school type 2002- 2008  
Cumulative Percentages*

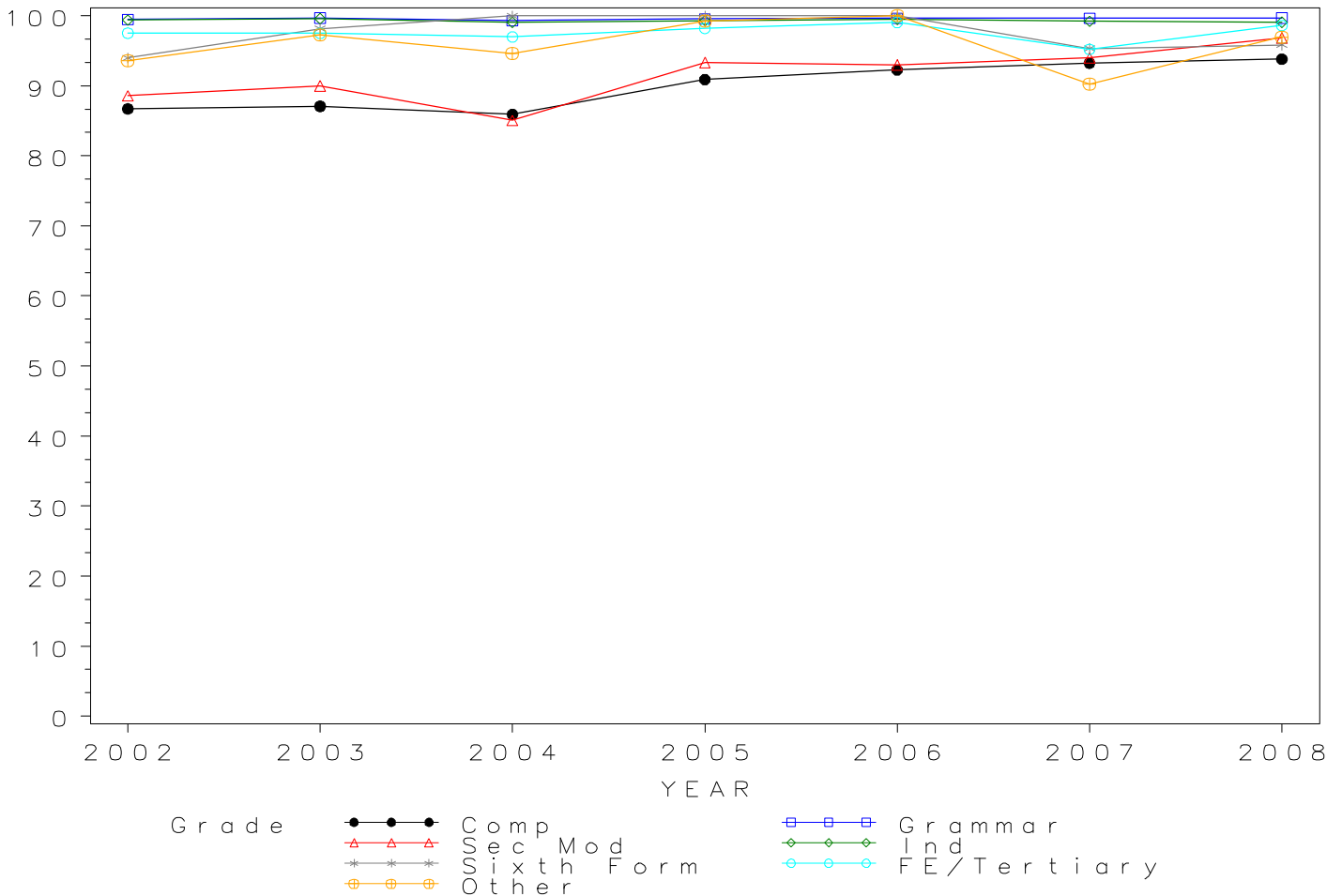
SCHTYPE	2002	2003	2004	2005	2006	2007	2008
Comprehensive	86.71	87.08	85.93	90.89	92.27	93.26	93.82
Grammar	99.45	99.66	99.31	99.55	99.65	99.63	99.69
Sec Mod	88.58	90.00	85.06	93.32	92.98	94.00	96.84
Independent	99.40	99.60	99.10	99.30	99.50	99.20	99.10
Sixth Form	93.98	98.15	100.00	100.00	100.00	95.31	95.83
FE/Tertiary	97.52	97.51	96.98	98.21	99.04	95.21	98.62
Other	93.56	97.26	94.62	99.25	100.00	90.26	96.98

*Cumulative Numbers*

SCHTYPE	2002	2003	2004	2005	2006	2007	2008
Comprehensive	94208	91413	87063	77824	65672	58664	55087
Grammar	9061	9161	9161	9189	8886	8439	8416
Sec Mod	1668	1539	1378	1090	901	783	797
Independent	10163	9265	9249	8647	8765	8448	8254
Sixth Form	78	53	47	60	53	61	46
FE/Tertiary	551	392	418	330	311	179	143
Other	436	213	176	132	107	139	289

**GCSE GERMAN 2002–2008**

Cumulative % at Grade E by school type



*GCSE GERMAN Grade F by school type 2002- 2008  
Cumulative Percentages*

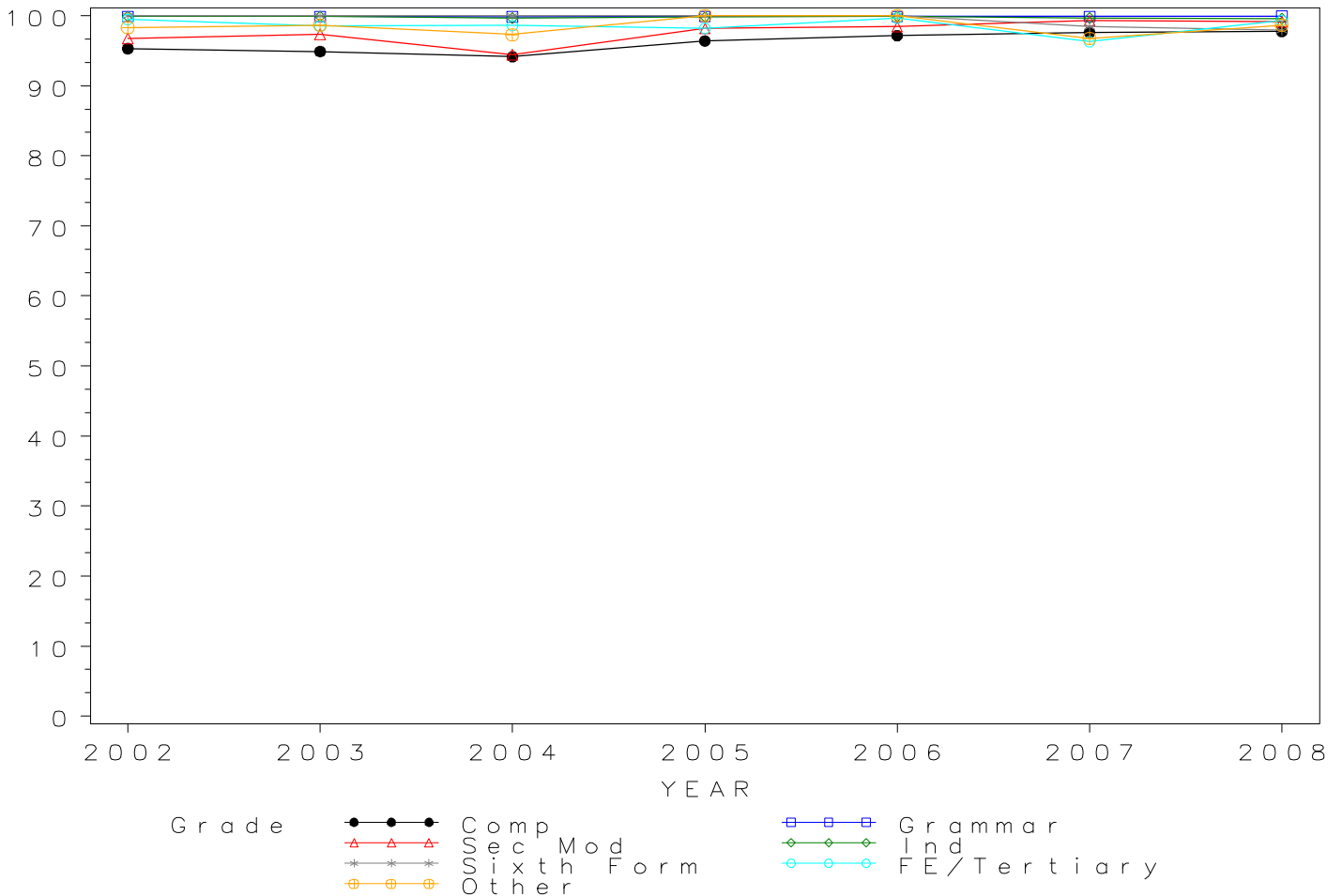
SCHTYPE	2002	2003	2004	2005	2006	2007	2008
Comprehensive	95.32	94.90	94.16	96.41	97.15	97.63	97.74
Grammar	99.90	99.90	99.85	99.89	99.90	99.89	99.95
Sec Mod	96.76	97.37	94.44	98.20	98.45	99.28	99.15
Independent	99.90	99.90	99.70	99.80	99.90	99.69	99.60
Sixth Form	100.00	100.00	100.00	100.00	100.00	98.44	97.92
FE/Tertiary	99.47	98.51	98.61	98.21	99.68	96.28	99.31
Other	98.28	98.63	97.31	100.00	100.00	96.75	98.66

*Cumulative Numbers*

SCHTYPE	2002	2003	2004	2005	2006	2007	2008
Comprehensive	103557	99618	95407	82550	69148	61414	57388
Grammar	9102	9183	9211	9221	8908	8461	8438
Sec Mod	1822	1665	1530	1147	954	827	816
Independent	10214	9293	9305	8691	8800	8490	8296
Sixth Form	83	54	47	60	53	63	47
FE/Tertiary	562	396	425	330	313	181	144
Other	458	216	181	133	107	149	294

**GCSE GERMAN 2002–2008**

Cumulative % at Grade F by school type



*GCSE GERMAN Grade G by school type 2002- 2008  
Cumulative Percentages*

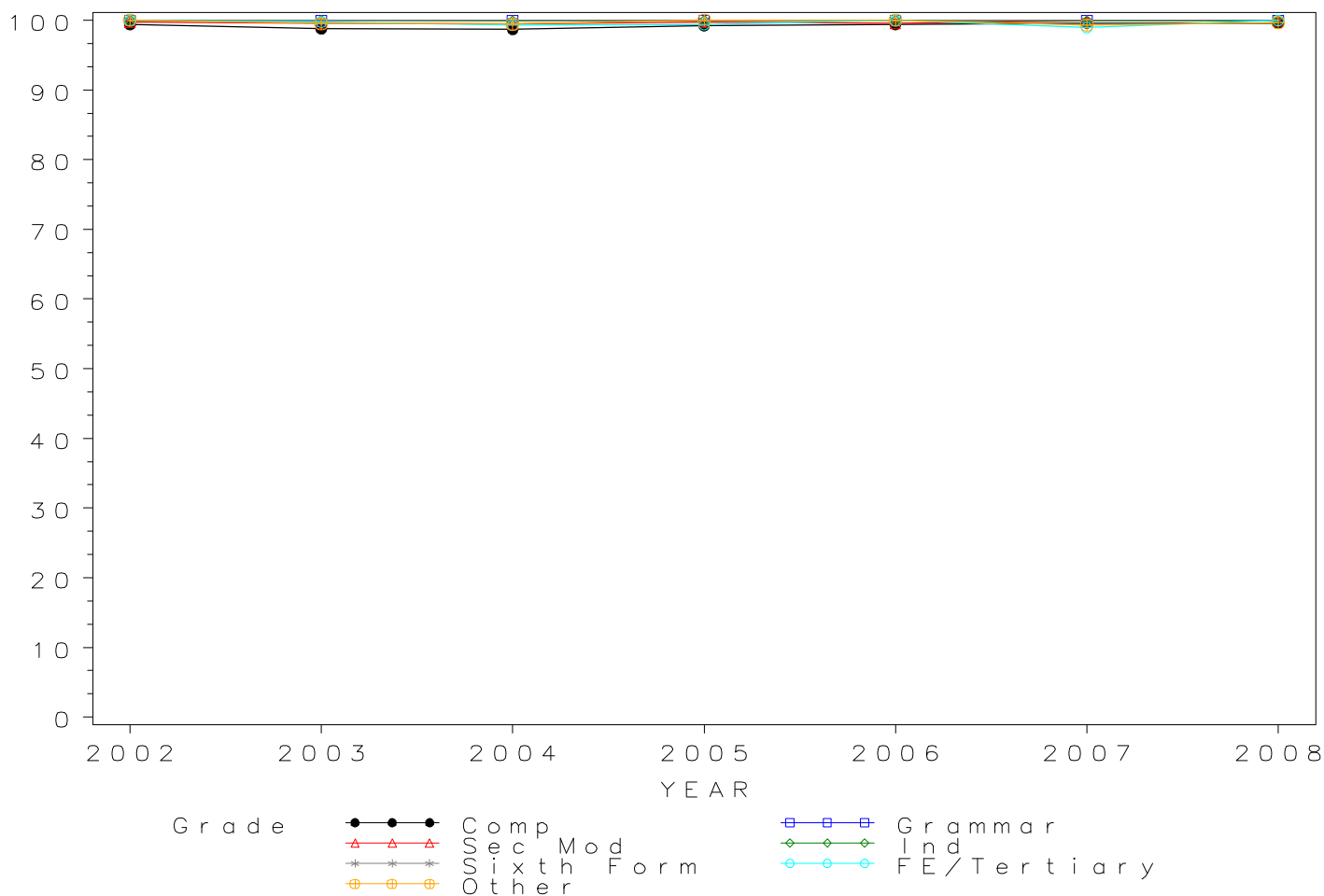
SCHTYPE	2002	2003	2004	2005	2006	2007	2008
Comprehensive	99.43	98.78	98.71	99.25	99.43	99.62	99.62
Grammar	100.00	100.00	100.00	100.00	100.00	100.00	100.00
Sec Mod	99.79	99.59	99.51	99.74	99.59	99.88	99.88
Independent	100.00	100.00	99.90	100.00	100.00	99.89	99.90
Sixth Form	100.00	100.00	100.00	100.00	100.00	100.00	100.00
FE/Tertiary	100.00	99.75	99.30	99.40	100.00	98.94	100.00
Other	100.00	99.54	99.46	100.00	100.00	99.35	99.66

*Cumulative Numbers*

SCHTYPE	2002	2003	2004	2005	2006	2007	2008
Comprehensive	108026	103690	100014	84980	70773	62665	58493
Grammar	9111	9192	9225	9231	8917	8470	8442
Sec Mod	1879	1703	1612	1165	965	832	822
Independent	10224	9302	9324	8708	8809	8507	8321
Sixth Form	83	54	47	60	53	64	48
FE/Tertiary	565	401	428	334	314	186	145
Other	466	218	185	133	107	153	297

**GCSE GERMAN 2002—2008**

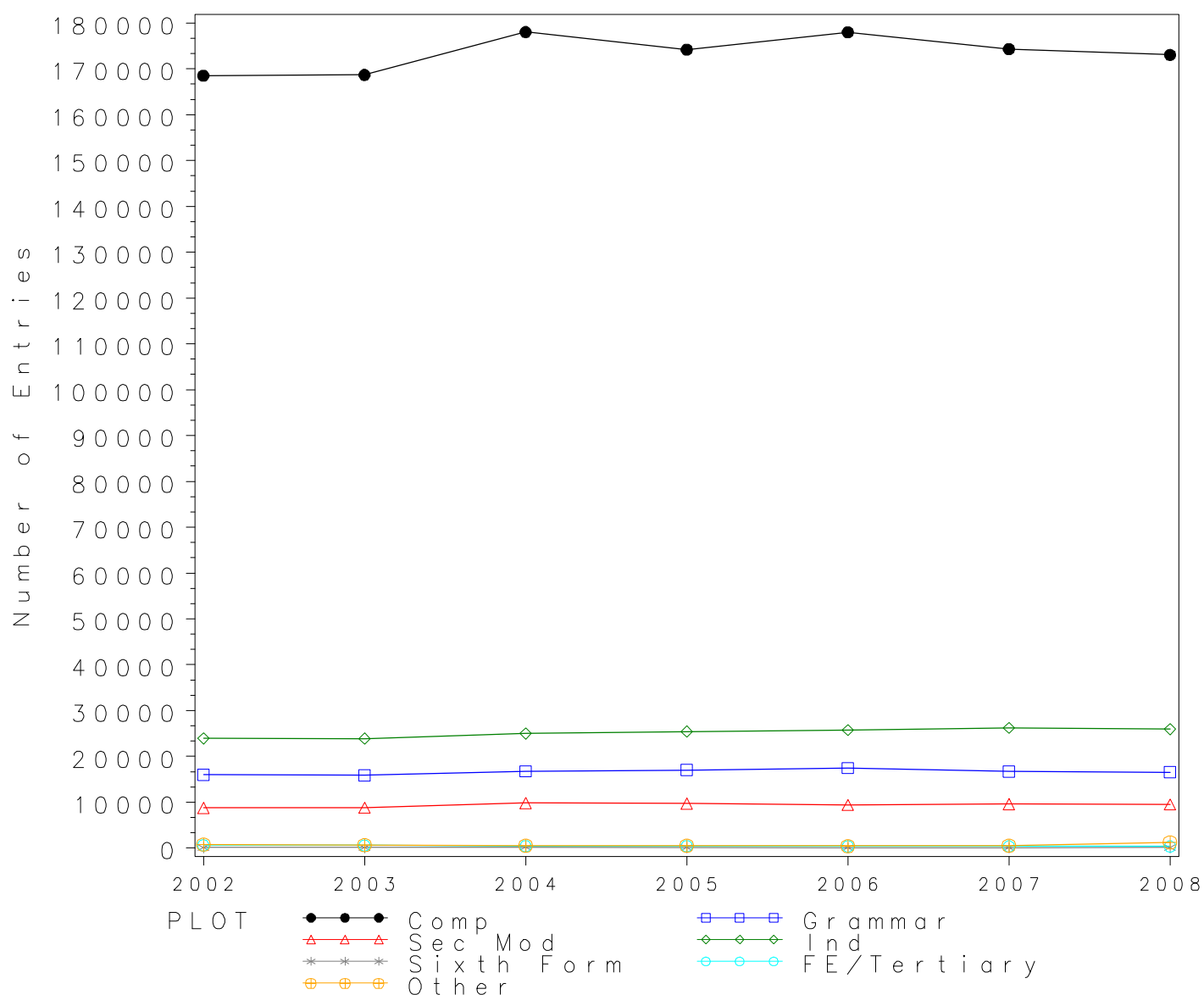
Cumulative % at Grade G by school type



*Numbers of GCSE entries in HISTORY by school type 2002- 2008*

SCHTYPE	2002	2003	2004	2005	2006	2007	2008
Comprehensive	168531	168696	178052	174215	177997	174332	173069
Grammar	16026	15884	16777	17032	17486	16696	16558
Sec Mod	8757	8847	9826	9696	9434	9626	9563
Independent	23921	23896	24968	25434	25774	26256	25959
Sixth Form	143	135	173	126	82	90	111
FE/Tertiary	625	579	440	423	382	370	360
Other	741	665	517	527	472	487	1231

GCSE HISTORY Entries by school type 2002–2008



*GCSE HISTORY Grade A\* by school type 2002- 2008  
Cumulative Percentages*

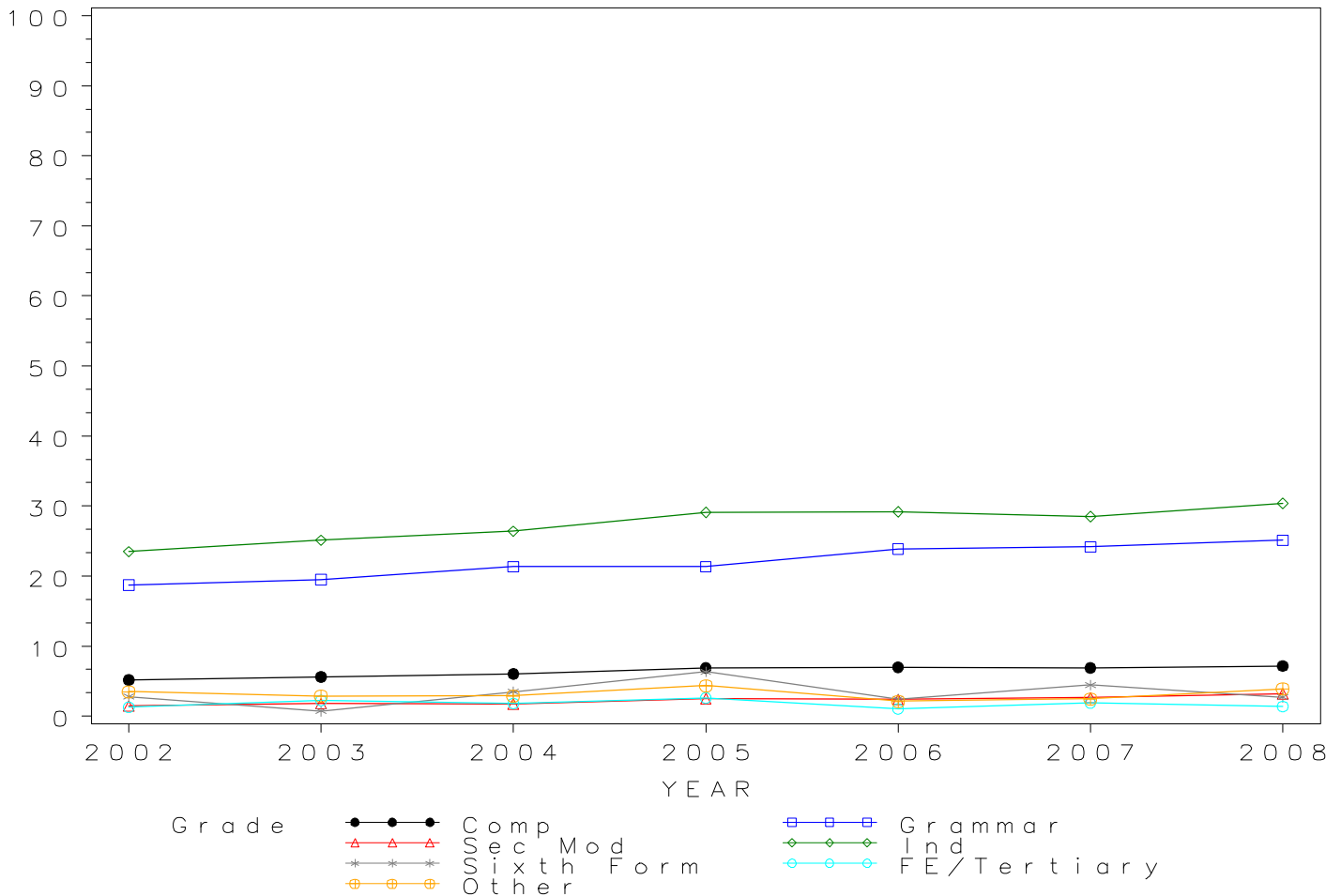
SCHTYPE	2002	2003	2004	2005	2006	2007	2008
Comprehensive	5.17	5.61	6.03	6.89	6.99	6.89	7.17
Grammar	18.72	19.49	21.33	21.35	23.89	24.19	25.12
Sec Mod	1.44	1.81	1.75	2.53	2.41	2.67	3.20
Independent	23.50	25.10	26.40	29.10	29.20	28.50	30.40
Sixth Form	2.80	0.74	3.47	6.35	2.44	4.44	2.70
FE/Tertiary	1.28	2.25	1.82	2.60	1.05	1.89	1.39
Other	3.51	2.86	2.90	4.36	2.12	2.46	3.90

*Cumulative Numbers*

SCHTYPE	2002	2003	2004	2005	2006	2007	2008
Comprehensive	8715	9471	10738	11995	12436	12012	12401
Grammar	3000	3095	3578	3637	4177	4039	4160
Sec Mod	126	160	172	245	227	257	306
Independent	5621	5998	6592	7401	7526	7483	7892
Sixth Form	4	1	6	8	2	4	3
FE/Tertiary	8	13	8	11	4	7	5
Other	26	19	15	23	10	12	48

**GCSE HISTORY 2002–2008**

Cumulative % at Grade A\* by school type





*GCSE HISTORY Grade A by school type 2002- 2008  
Cumulative Percentages*

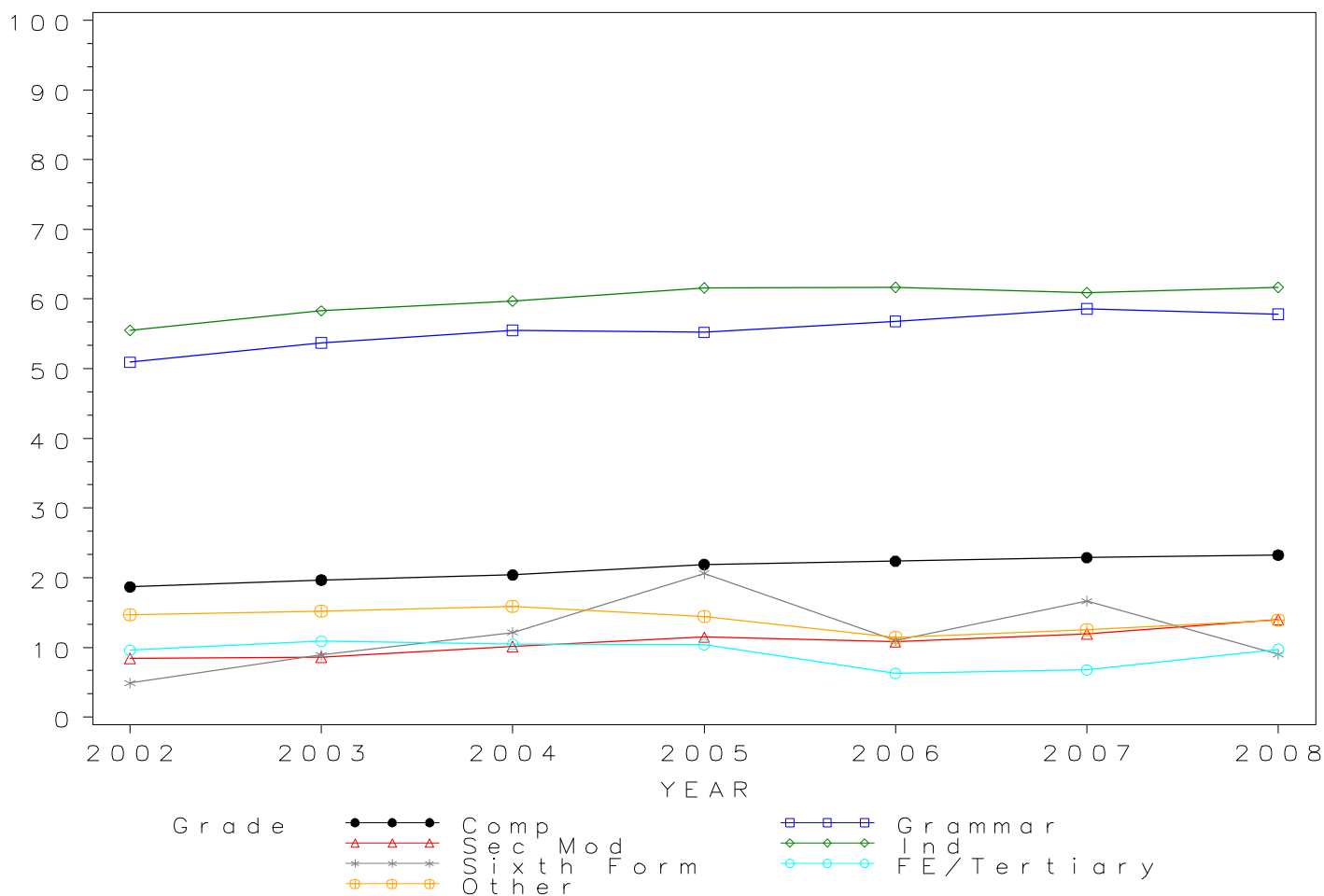
SCHTYPE	2002	2003	2004	2005	2006	2007	2008
Comprehensive	18.70	19.67	20.42	21.90	22.37	22.89	23.26
Grammar	50.95	53.71	55.53	55.23	56.81	58.61	57.84
Sec Mod	8.42	8.59	10.15	11.47	10.78	11.94	14.03
Independent	55.50	58.30	59.70	61.60	61.70	60.90	61.70
Sixth Form	4.90	8.89	12.14	20.63	10.98	16.67	9.01
FE/Tertiary	9.60	10.88	10.45	10.40	6.28	6.76	9.72
Other	14.71	15.19	15.86	14.42	11.44	12.53	13.89

*Cumulative Numbers*

SCHTYPE	2002	2003	2004	2005	2006	2007	2008
Comprehensive	31514	33186	36358	38157	39825	39898	40258
Grammar	8165	8532	9316	9407	9933	9786	9577
Sec Mod	737	760	997	1112	1017	1149	1342
Independent	13276	13931	14906	15667	15903	15990	16017
Sixth Form	7	12	21	26	9	15	10
FE/Tertiary	60	63	46	44	24	25	35
Other	109	101	82	76	54	61	171

**GCSE HISTORY 2002–2008**

Cumulative % at Grade A by school type



*GCSE HISTORY Grade B by school type 2002- 2008  
Cumulative Percentages*

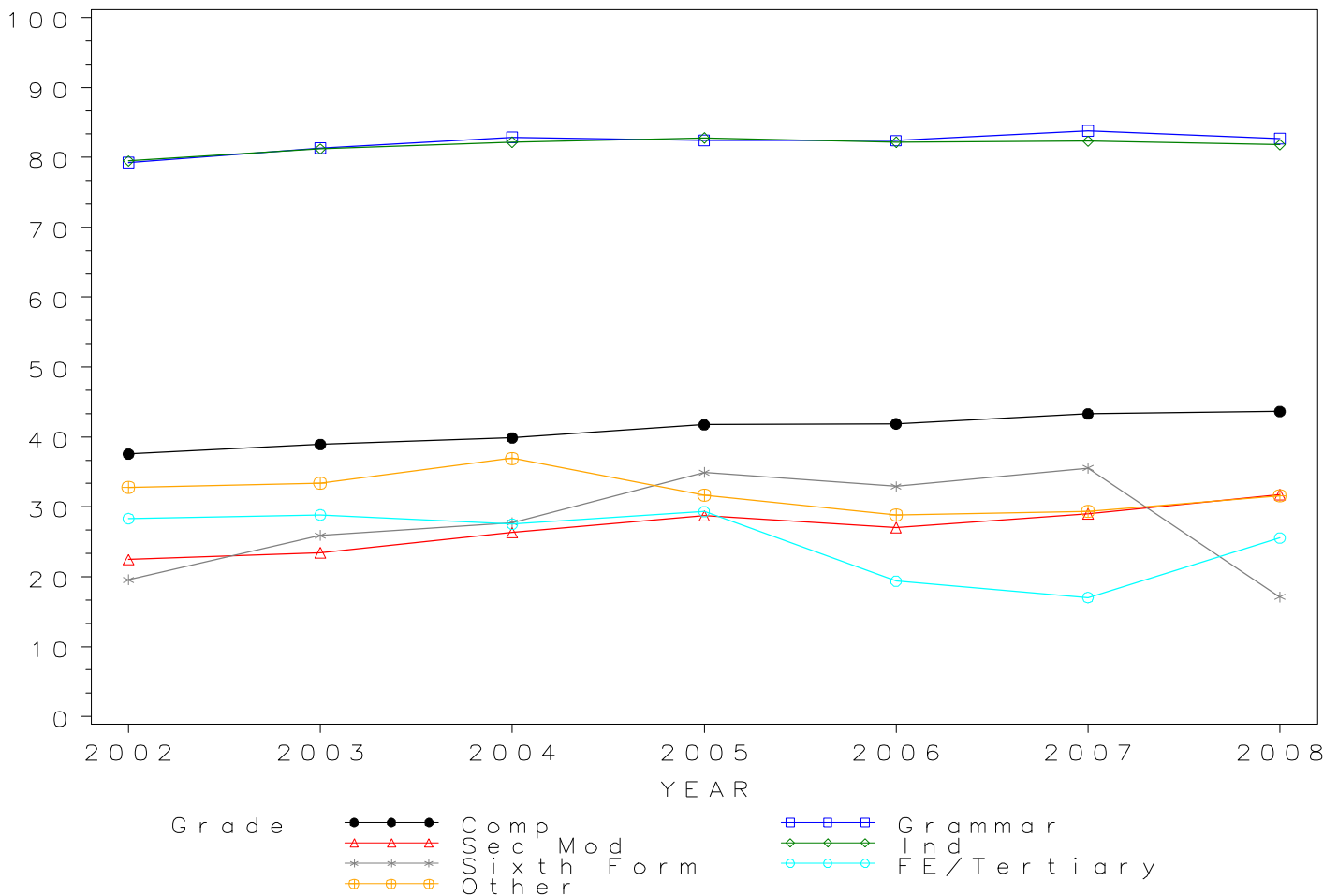
SCHTYPE	2002	2003	2004	2005	2006	2007	2008
Comprehensive	37.57	38.91	39.88	41.73	41.88	43.28	43.64
Grammar	79.29	81.35	82.88	82.46	82.40	83.82	82.72
Sec Mod	22.47	23.47	26.30	28.70	27.04	29.02	31.76
Independent	79.50	81.20	82.20	82.80	82.20	82.30	81.80
Sixth Form	19.58	25.93	27.75	34.92	32.93	35.56	17.12
FE/Tertiary	28.32	28.84	27.50	29.31	19.37	17.03	25.56
Other	32.79	33.38	36.94	31.69	28.81	29.36	31.60

*Cumulative Numbers*

SCHTYPE	2002	2003	2004	2005	2006	2007	2008
Comprehensive	63318	65648	71007	72707	74539	75455	75530
Grammar	12707	12922	13905	14045	14409	13994	13696
Sec Mod	1968	2076	2584	2783	2551	2793	3037
Independent	19017	19404	20524	21059	21186	21609	21234
Sixth Form	28	35	48	44	27	32	19
FE/Tertiary	177	167	121	124	74	63	92
Other	243	222	191	167	136	143	389

**GCSE HISTORY 2002–2008**

Cumulative % at Grade B by school type



*GCSE HISTORY Grade C by school type 2002- 2008  
Cumulative Percentages*

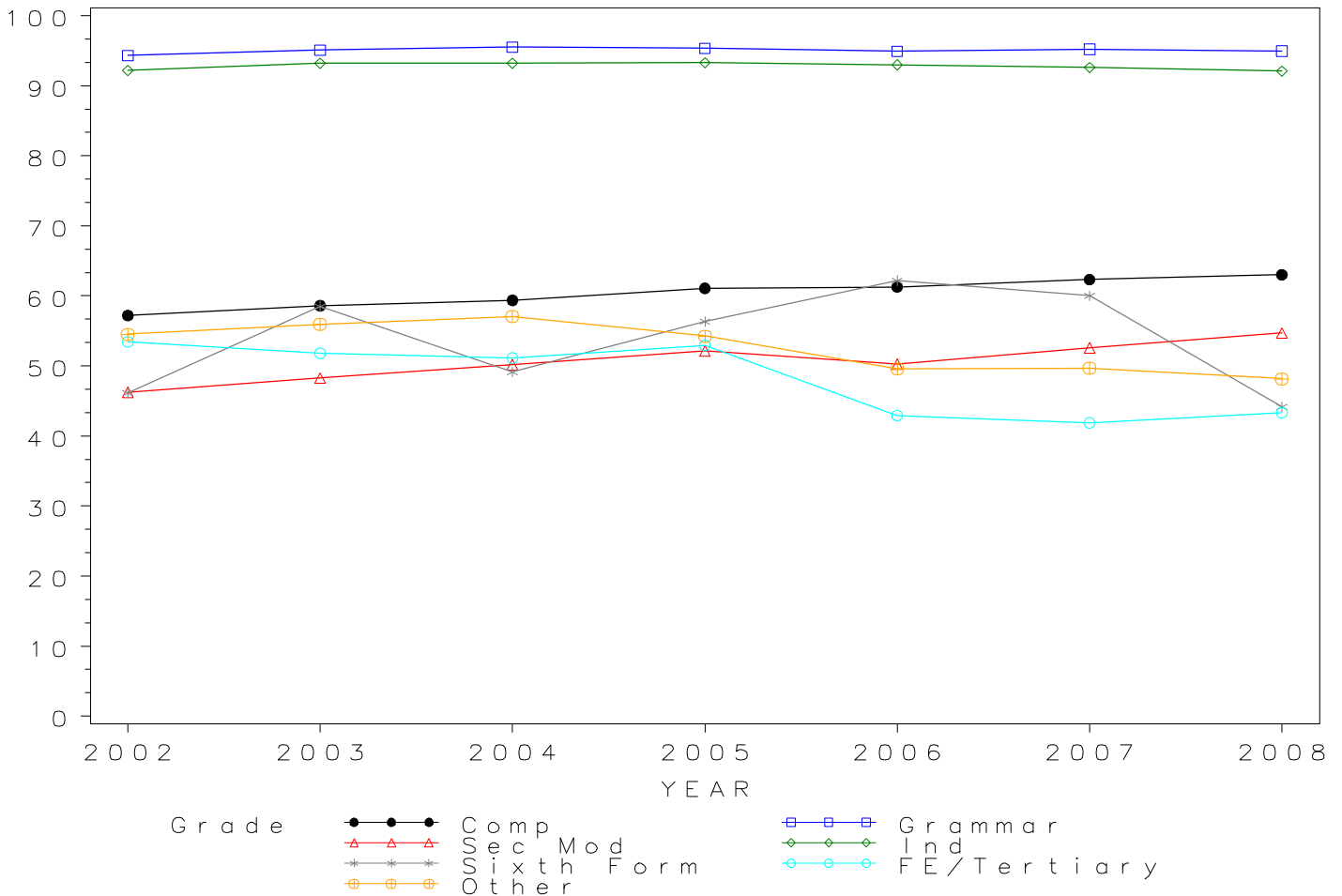
SCHTYPE	2002	2003	2004	2005	2006	2007	2008
Comprehensive	57.21	58.60	59.38	61.09	61.28	62.34	63.04
Grammar	94.32	95.08	95.52	95.33	94.94	95.24	94.99
Sec Mod	46.24	48.29	50.19	52.18	50.31	52.60	54.72
Independent	92.20	93.20	93.20	93.30	93.00	92.60	92.10
Sixth Form	46.15	58.52	49.13	56.35	62.20	60.00	44.14
FE/Tertiary	53.44	51.81	51.14	52.96	42.93	41.89	43.33
Other	54.52	55.94	57.06	54.27	49.58	49.69	48.17

*Cumulative Numbers*

SCHTYPE	2002	2003	2004	2005	2006	2007	2008
Comprehensive	96420	98857	105727	106430	109070	108684	109101
Grammar	15116	15103	16025	16237	16601	15902	15728
Sec Mod	4049	4272	4932	5059	4746	5063	5233
Independent	22055	22271	23270	23730	23970	24313	23908
Sixth Form	66	79	85	71	51	54	49
FE/Tertiary	334	300	225	224	164	155	156
Other	404	372	295	286	234	242	593

**GCSE HISTORY 2002–2008**

Cumulative % at Grade C by school type



*GCSE HISTORY Grade D by school type 2002- 2008  
Cumulative Percentages*

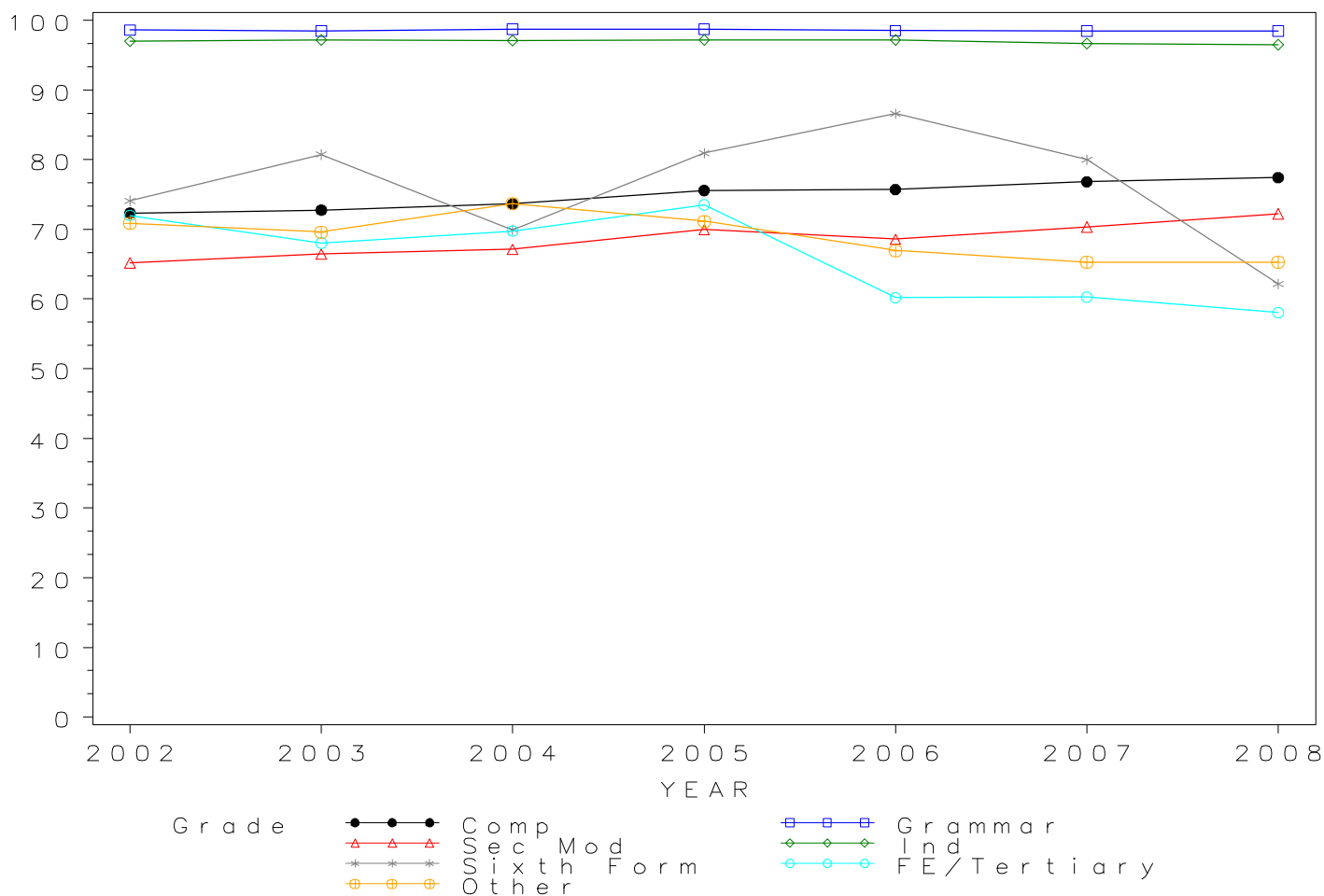
SCHTYPE	2002	2003	2004	2005	2006	2007	2008
Comprehensive	72.33	72.77	73.65	75.59	75.70	76.83	77.42
Grammar	98.60	98.49	98.72	98.73	98.54	98.48	98.48
Sec Mod	65.19	66.46	67.13	69.99	68.59	70.35	72.25
Independent	97.00	97.20	97.10	97.20	97.20	96.70	96.50
Sixth Form	74.13	80.74	69.94	80.95	86.59	80.00	62.16
FE/Tertiary	72.00	68.05	69.77	73.52	60.21	60.27	58.06
Other	70.85	69.62	73.69	71.16	66.95	65.30	65.31

*Cumulative Numbers*

SCHTYPE	2002	2003	2004	2005	2006	2007	2008
Comprehensive	121892	122764	131137	131692	134752	133935	133995
Grammar	15801	15644	16563	16816	17230	16442	16306
Sec Mod	5709	5880	6596	6786	6471	6772	6909
Independent	23203	23227	24244	24722	25052	25390	25050
Sixth Form	106	109	121	102	71	72	69
FE/Tertiary	450	394	307	311	230	223	209
Other	525	463	381	375	316	318	804

**GCSE HISTORY 2002–2008**

Cumulative % at Grade D by school type



*GCSE HISTORY Grade E by school type 2002- 2008  
Cumulative Percentages*

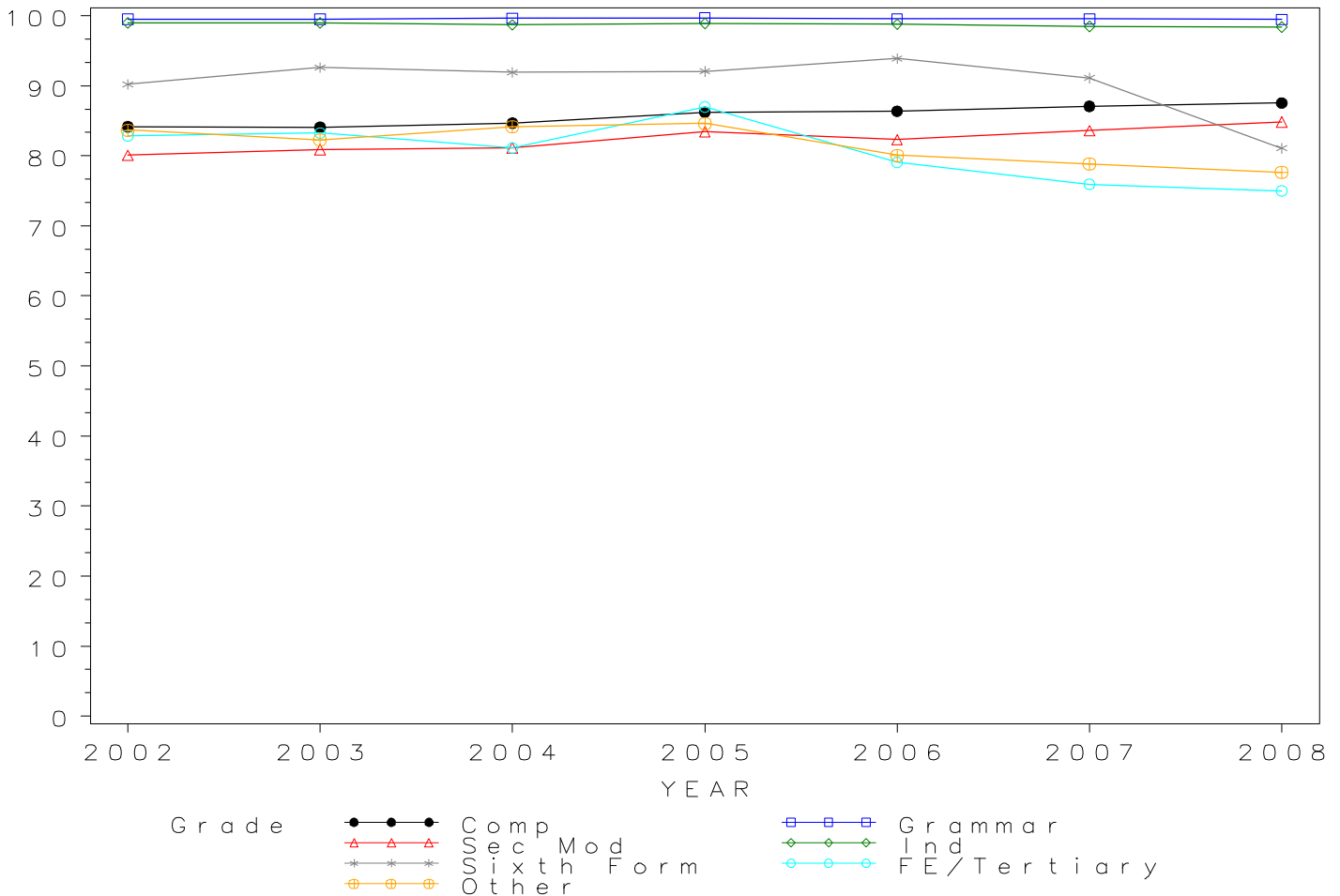
SCHTYPE	2002	2003	2004	2005	2006	2007	2008
Comprehensive	84.15	84.09	84.68	86.23	86.38	87.08	87.56
Grammar	99.53	99.50	99.63	99.67	99.54	99.57	99.48
Sec Mod	80.11	80.92	81.17	83.48	82.30	83.62	84.83
Independent	99.00	99.00	98.70	98.90	98.80	98.50	98.40
Sixth Form	90.21	92.59	91.91	92.06	93.90	91.11	81.08
FE/Tertiary	82.88	83.25	81.14	87.00	79.06	75.95	75.00
Other	83.67	82.26	84.14	84.63	80.08	78.85	77.66

*Cumulative Numbers*

SCHTYPE	2002	2003	2004	2005	2006	2007	2008
Comprehensive	141827	141850	150771	150232	153745	151803	151535
Grammar	15951	15804	16715	16975	17405	16625	16472
Sec Mod	7015	7159	7976	8094	7764	8049	8112
Independent	23682	23657	24643	25154	25465	25862	25544
Sixth Form	129	125	159	116	77	82	90
FE/Tertiary	518	482	357	368	302	281	270
Other	620	547	435	446	378	384	956

**GCSE HISTORY 2002–2008**

Cumulative % at Grade E by school type



*GCSE HISTORY Grade F by school type 2002- 2008  
Cumulative Percentages*

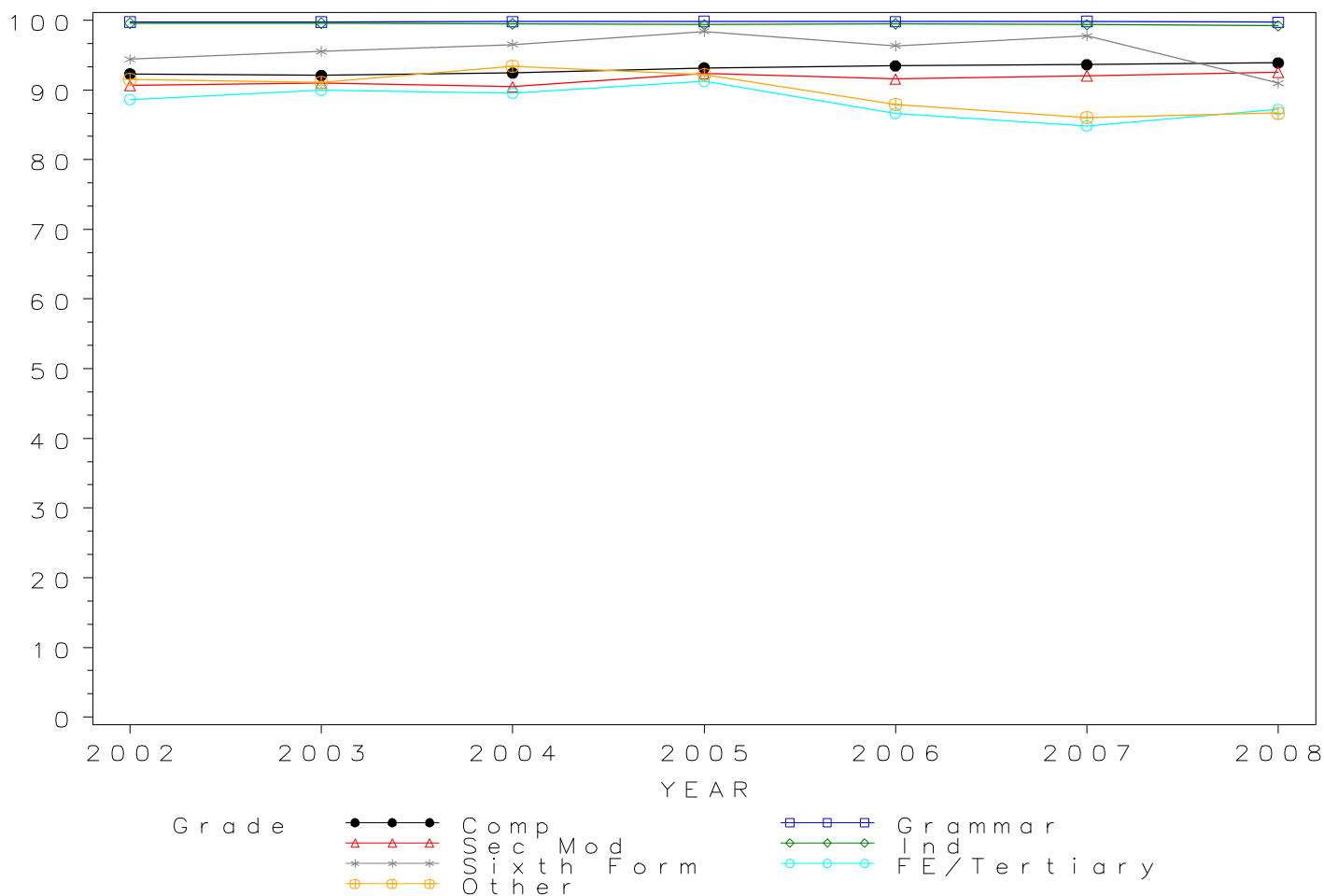
SCHTYPE	2002	2003	2004	2005	2006	2007	2008
Comprehensive	92.31	92.09	92.43	93.18	93.46	93.64	93.88
Grammar	99.76	99.77	99.80	99.84	99.80	99.84	99.73
Sec Mod	90.65	91.01	90.45	92.36	91.59	92.05	92.58
Independent	99.60	99.60	99.50	99.40	99.50	99.40	99.20
Sixth Form	94.41	95.56	96.53	98.41	96.34	97.78	90.99
FE/Tertiary	88.64	89.98	89.55	91.25	86.65	84.86	87.22
Other	91.50	91.13	93.42	92.22	87.92	86.04	86.68

*Cumulative Numbers*

SCHTYPE	2002	2003	2004	2005	2006	2007	2008
Comprehensive	155576	155346	164578	162325	166355	163247	162474
Grammar	15988	15847	16743	17004	17451	16669	16514
Sec Mod	7938	8052	8888	8955	8641	8861	8853
Independent	23825	23800	24843	25281	25645	26098	25751
Sixth Form	135	129	167	124	79	88	101
FE/Tertiary	554	521	394	386	331	314	314
Other	678	606	483	486	415	419	1067

**GCSE HISTORY 2002–2008**

Cumulative % at Grade F by school type



*GCSE HISTORY Grade G by school type 2002- 2008  
Cumulative Percentages*

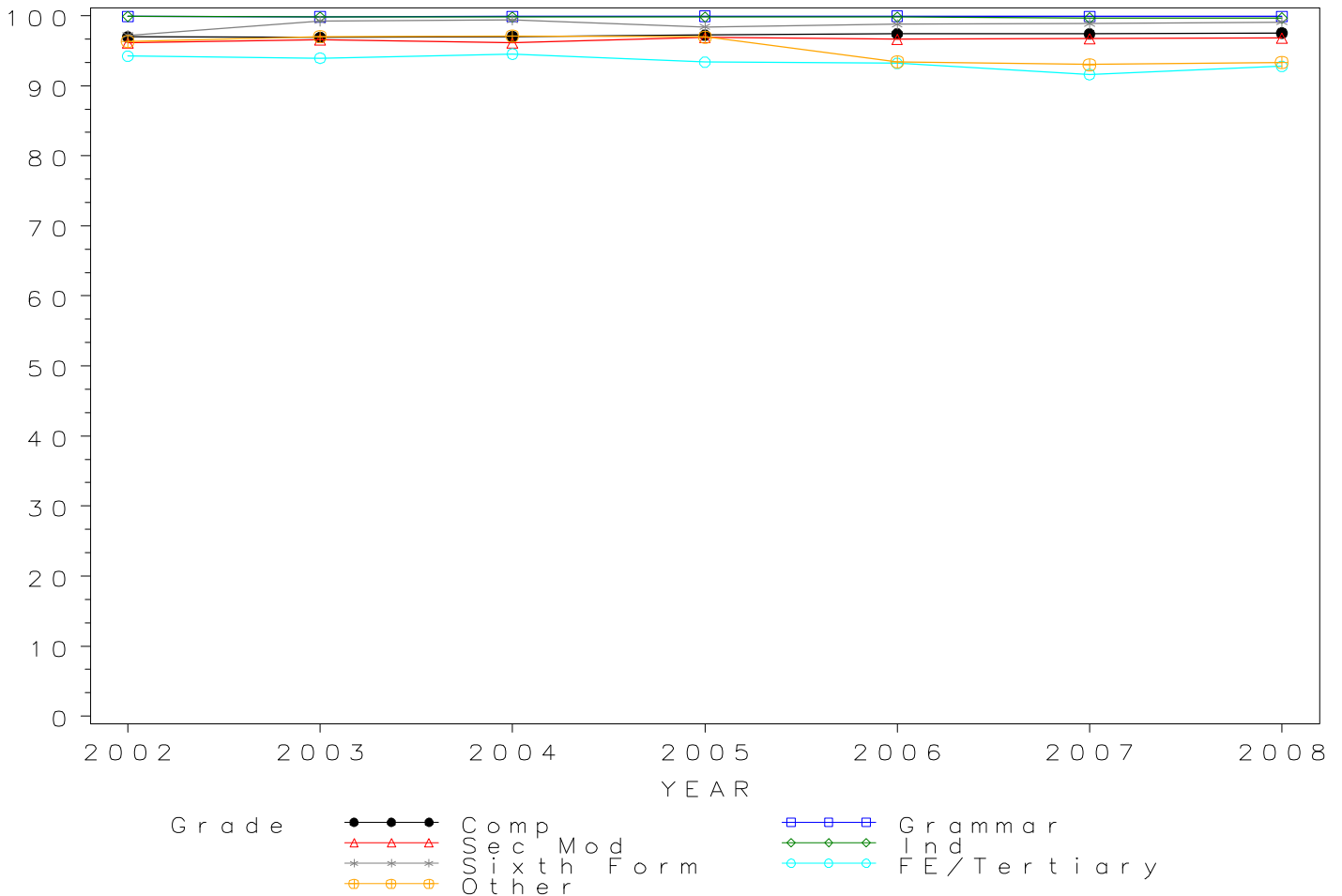
SCHTYPE	2002	2003	2004	2005	2006	2007	2008
Comprehensive	97.00	96.89	97.03	97.26	97.42	97.39	97.53
Grammar	99.90	99.87	99.90	99.94	99.94	99.90	99.88
Sec Mod	96.13	96.58	96.13	96.91	96.64	96.71	96.82
Independent	99.90	99.80	99.80	99.80	99.80	99.70	99.70
Sixth Form	97.20	99.26	99.42	98.41	98.78	98.89	99.10
FE/Tertiary	94.24	93.96	94.55	93.38	93.19	91.62	92.78
Other	96.36	96.99	97.10	96.96	93.43	93.02	93.34

*Cumulative Numbers*

SCHTYPE	2002	2003	2004	2005	2006	2007	2008
Comprehensive	163474	163443	172765	169440	173396	169783	168795
Grammar	16010	15863	16760	17021	17475	16679	16538
Sec Mod	8418	8544	9446	9396	9117	9309	9259
Independent	23897	23848	24918	25383	25722	26177	25881
Sixth Form	139	134	172	124	81	89	110
FE/Tertiary	589	544	416	395	356	339	334
Other	714	645	502	511	441	453	1149

**GCSE HISTORY 2002—2008**

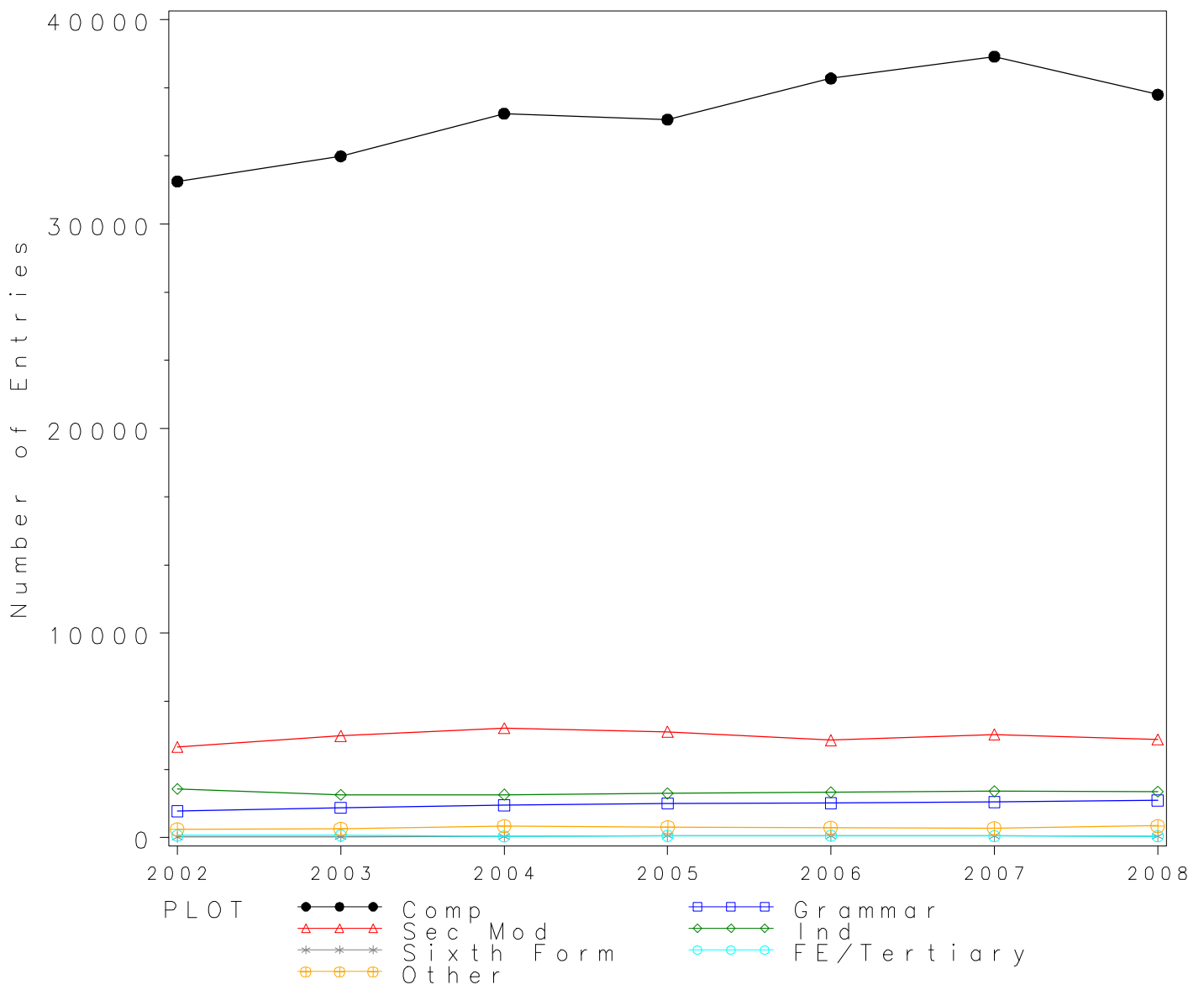
Cumulative % at Grade G by school type



*Numbers of GCSE entries in HOME ECONOMICS by school type 2002- 2008*

SCHTYPE	2002	2003	2004	2005	2006	2007	2008
Comprehensive	32082	33312	35396	35108	37120	38189	36328
Grammar	1291	1465	1580	1678	1683	1747	1814
Sec Mod	4435	4978	5361	5179	4759	5047	4801
Independent	2384	2090	2101	2156	2219	2272	2252
Sixth Form	27	43	56	96	85	83	66
FE/Tertiary	106	112	63	85	97	76	65
Other	408	438	559	521	485	470	578

GCSE HOME ECONOMICS Entries by school type 2002–2008





*GCSE HOME ECONOMICS Grade A\* by school type 2002- 2008  
Cumulative Percentages*

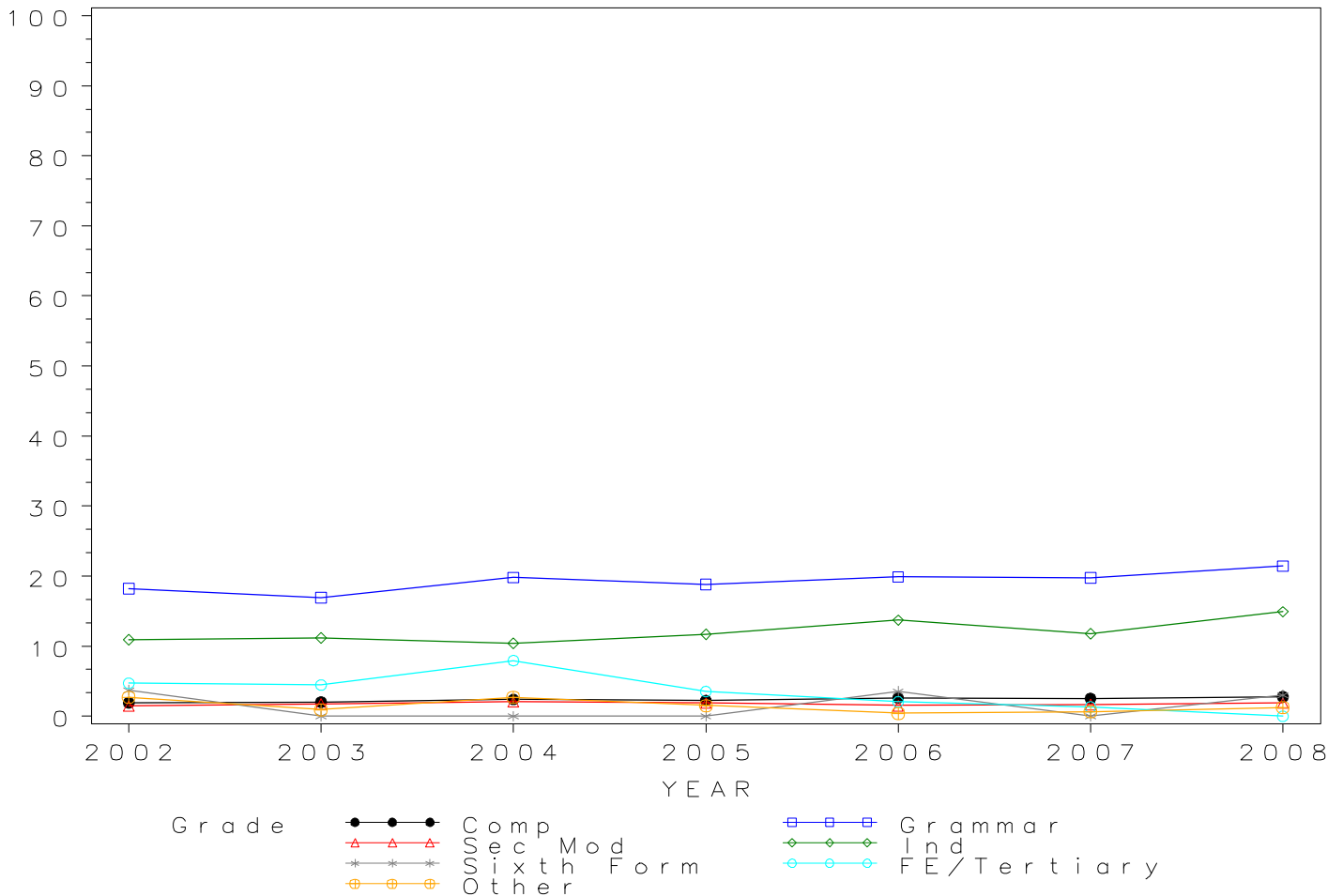
SCHTYPE	2002	2003	2004	2005	2006	2007	2008
Comprehensive	1.91	2.01	2.39	2.25	2.60	2.53	2.77
Grammar	18.20	16.93	19.81	18.83	19.90	19.75	21.44
Sec Mod	1.44	1.73	2.05	1.87	1.51	1.64	1.87
Independent	10.91	11.20	10.42	11.69	13.70	11.80	14.92
Sixth Form	3.70	0.00	0.00	0.00	3.53	0.00	3.03
FE/Tertiary	4.72	4.46	7.94	3.53	2.06	1.32	0.00
Other	2.70	0.91	2.68	1.54	0.41	0.64	1.21

*Cumulative Numbers*

SCHTYPE	2002	2003	2004	2005	2006	2007	2008
Comprehensive	614	670	846	789	964	967	1007
Grammar	235	248	313	316	335	345	389
Sec Mod	64	86	110	97	72	83	90
Independent	260	234	219	252	304	268	336
Sixth Form	1	0	0	0	3	0	2
FE/Tertiary	5	5	5	3	2	1	0
Other	11	4	15	8	2	3	7

**GCSE HOME ECONOMICS 2002–2008**

Cumulative % at Grade A\* by school type



*GCSE HOME ECONOMICS Grade A by school type 2002- 2008  
Cumulative Percentages*

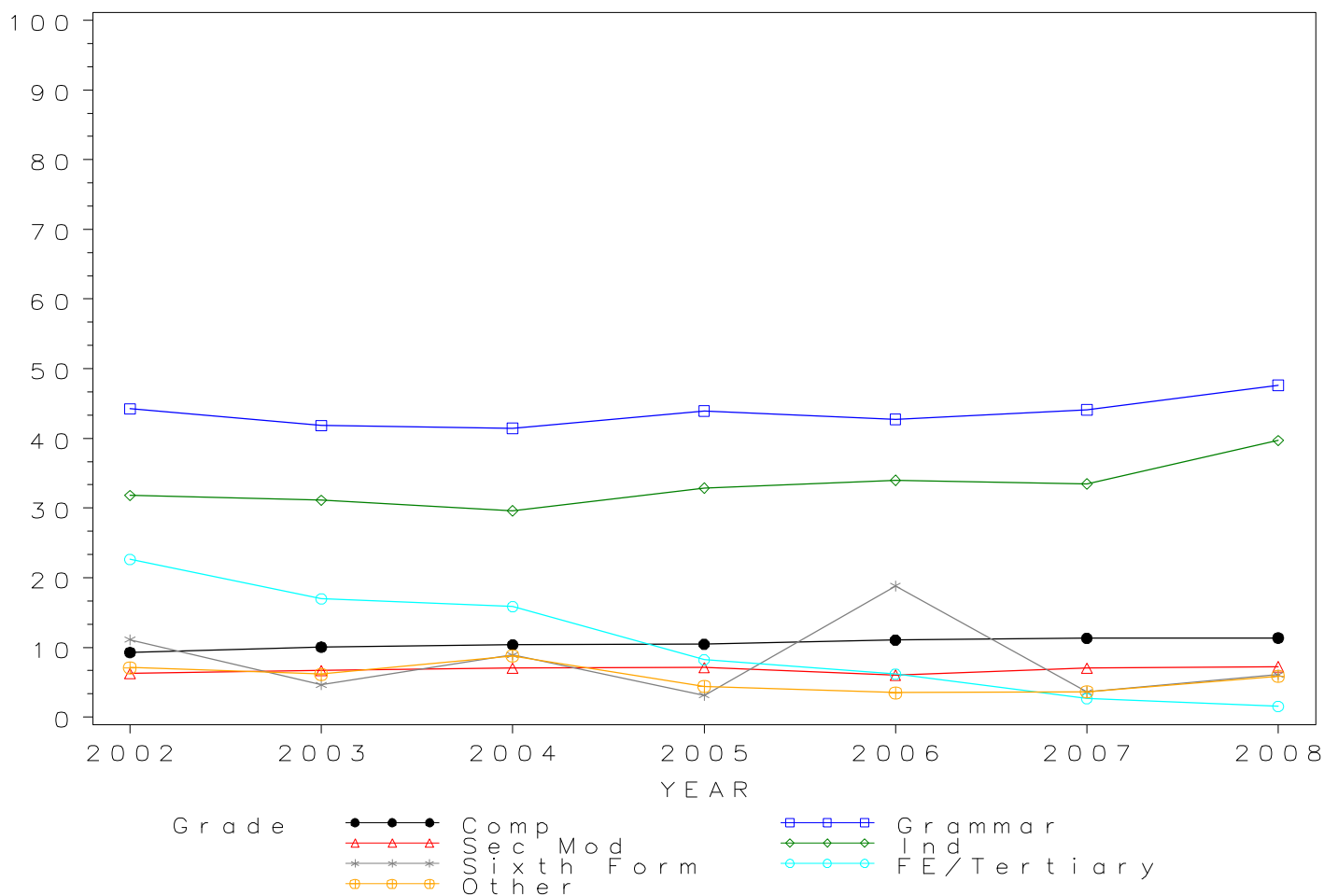
SCHTYPE	2002	2003	2004	2005	2006	2007	2008
Comprehensive	9.28	10.05	10.35	10.45	11.06	11.32	11.36
Grammar	44.23	41.84	41.46	43.92	42.72	44.13	47.63
Sec Mod	6.25	6.67	7.03	7.12	6.03	7.01	7.25
Independent	31.80	31.10	29.60	32.88	33.98	33.49	39.70
Sixth Form	11.11	4.65	8.93	3.13	18.82	3.61	6.06
FE/Tertiary	22.64	16.96	15.87	8.24	6.19	2.63	1.54
Other	7.11	6.16	8.77	4.41	3.51	3.62	5.88

*Cumulative Numbers*

SCHTYPE	2002	2003	2004	2005	2006	2007	2008
Comprehensive	2977	3347	3665	3670	4106	4323	4127
Grammar	571	613	655	737	719	771	864
Sec Mod	277	332	377	369	287	354	348
Independent	758	650	622	709	754	761	894
Sixth Form	3	2	5	3	16	3	4
FE/Tertiary	24	19	10	7	6	2	1
Other	29	27	49	23	17	17	34

**GCSE HOME ECONOMICS 2002–2008**

Cumulative % at Grade A by school type



*GCSE HOME ECONOMICS Grade B by school type 2002- 2008  
Cumulative Percentages*

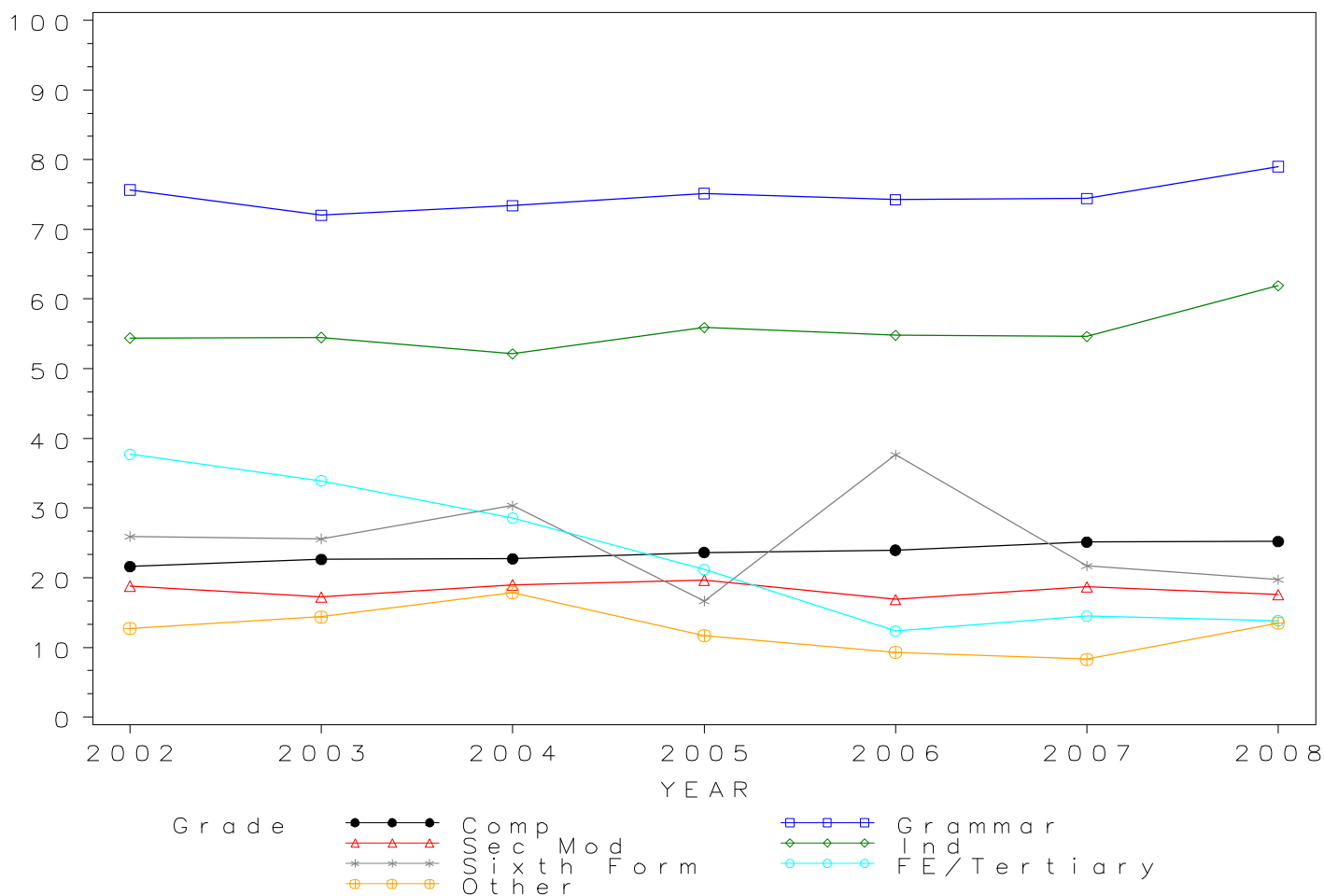
SCHTYPE	2002	2003	2004	2005	2006	2007	2008
Comprehensive	21.59	22.65	22.72	23.63	23.95	25.12	25.20
Grammar	75.68	72.01	73.42	75.15	74.27	74.41	79.00
Sec Mod	18.83	17.22	18.99	19.68	16.87	18.70	17.58
Independent	54.40	54.50	52.12	55.89	54.80	54.62	61.90
Sixth Form	25.93	25.58	30.36	16.67	37.65	21.69	19.70
FE/Tertiary	37.74	33.93	28.57	21.18	12.37	14.47	13.85
Other	12.75	14.38	17.89	11.71	9.28	8.30	13.49

*Cumulative Numbers*

SCHTYPE	2002	2003	2004	2005	2006	2007	2008
Comprehensive	6927	7545	8043	8297	8891	9593	9156
Grammar	977	1055	1160	1261	1250	1300	1433
Sec Mod	835	857	1018	1019	803	944	844
Independent	1297	1139	1095	1205	1216	1241	1394
Sixth Form	7	11	17	16	32	18	13
FE/Tertiary	40	38	18	18	12	11	9
Other	52	63	100	61	45	39	78

**GCSE HOME ECONOMICS 2002—2008**

Cumulative % at Grade B by school type



*GCSE HOME ECONOMICS Grade C by school type 2002- 2008  
Cumulative Percentages*

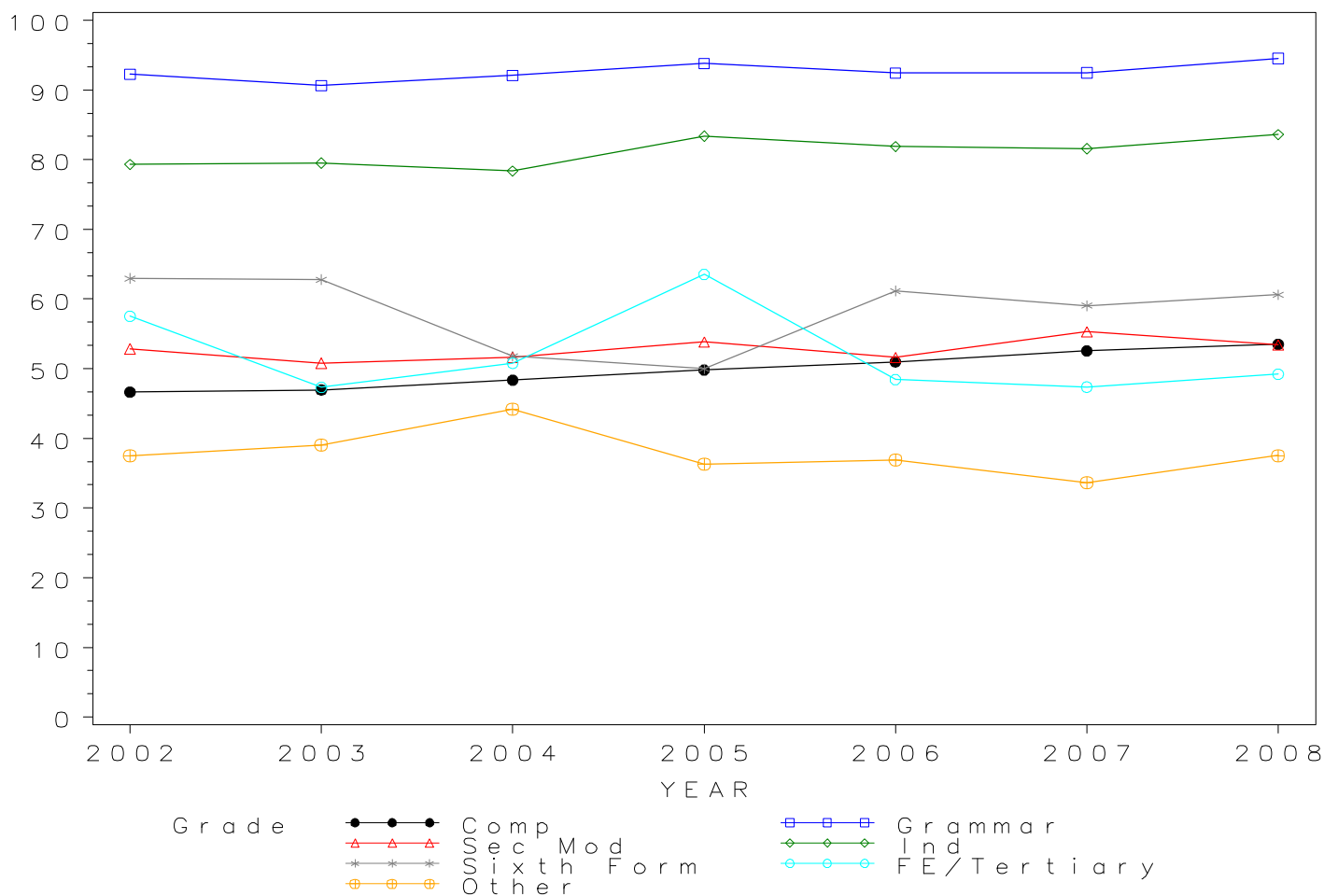
SCHTYPE	2002	2003	2004	2005	2006	2007	2008
Comprehensive	46.63	46.96	48.37	49.82	50.99	52.55	53.49
Grammar	92.25	90.65	92.09	93.80	92.45	92.50	94.54
Sec Mod	52.85	50.80	51.67	53.85	51.63	55.32	53.41
Independent	79.32	79.52	78.39	83.40	81.88	81.60	83.61
Sixth Form	62.96	62.79	51.79	50.00	61.18	59.04	60.61
FE/Tertiary	57.55	47.32	50.79	63.53	48.45	47.37	49.23
Other	37.50	39.04	44.19	36.28	36.91	33.62	37.54

*Cumulative Numbers*

SCHTYPE	2002	2003	2004	2005	2006	2007	2008
Comprehensive	14960	15643	17121	17491	18928	20070	19433
Grammar	1191	1328	1455	1574	1556	1616	1715
Sec Mod	2344	2529	2770	2789	2457	2792	2564
Independent	1891	1662	1647	1798	1817	1854	1883
Sixth Form	17	27	29	48	52	49	40
FE/Tertiary	61	53	32	54	47	36	32
Other	153	171	247	189	179	158	217

**GCSE HOME ECONOMICS 2002—2008**

Cumulative % at Grade C by school type



*GCSE HOME ECONOMICS Grade D by school type 2002- 2008  
Cumulative Percentages*

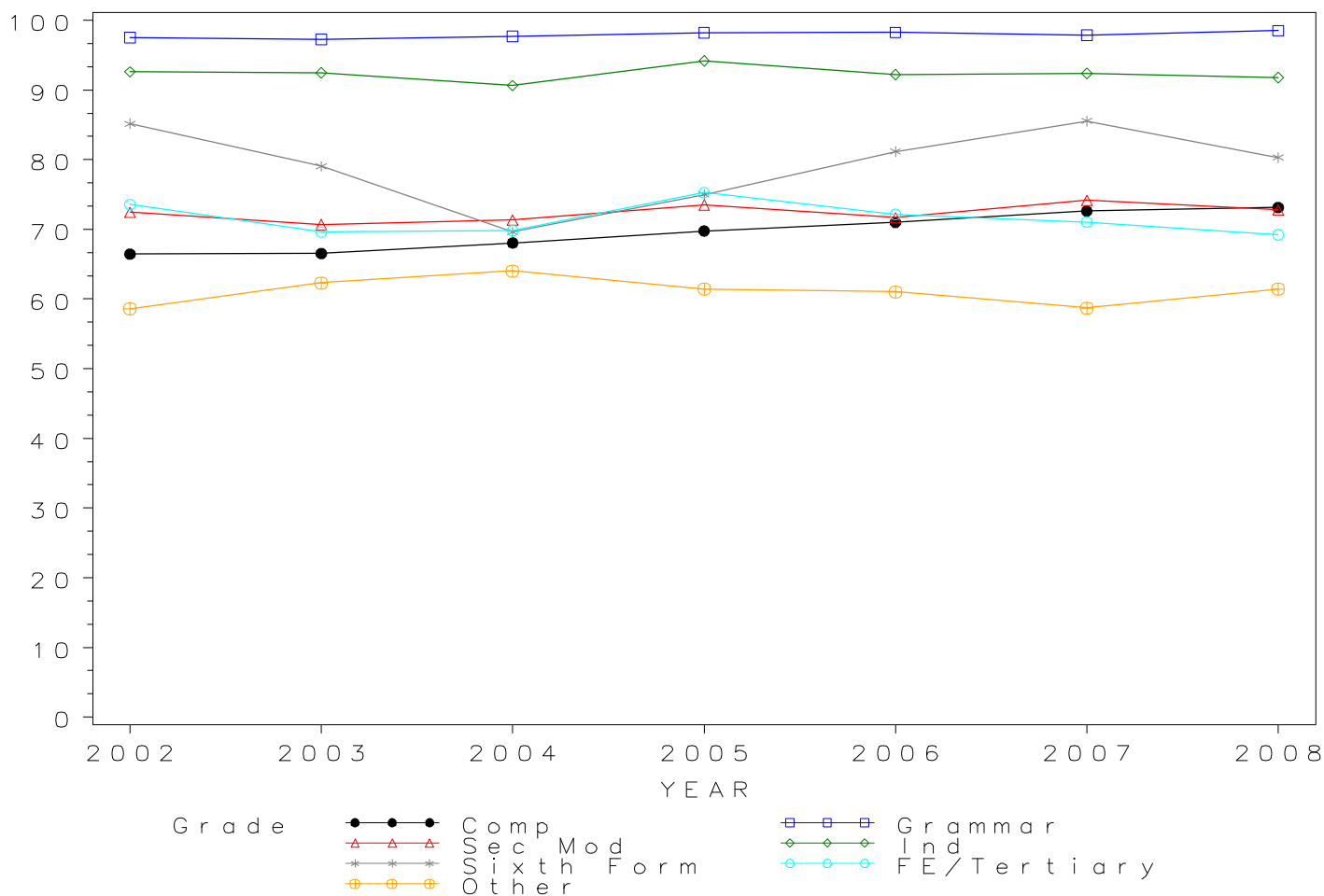
SCHTYPE	2002	2003	2004	2005	2006	2007	2008
Comprehensive	66.43	66.55	68.06	69.77	71.01	72.61	73.14
Grammar	97.52	97.27	97.72	98.21	98.28	97.88	98.51
Sec Mod	72.45	70.71	71.33	73.55	71.70	74.16	72.82
Independent	92.62	92.49	90.62	94.20	92.20	92.39	91.79
Sixth Form	85.19	79.07	69.64	75.00	81.18	85.54	80.30
FE/Tertiary	73.58	69.64	69.84	75.29	72.16	71.05	69.23
Other	58.58	62.33	64.04	61.42	61.03	58.72	61.42

*Cumulative Numbers*

SCHTYPE	2002	2003	2004	2005	2006	2007	2008
Comprehensive	21313	22169	24089	24496	26359	27728	26569
Grammar	1259	1425	1544	1648	1654	1710	1787
Sec Mod	3213	3520	3824	3809	3412	3743	3496
Independent	2208	1933	1904	2031	2046	2099	2067
Sixth Form	23	34	39	72	69	71	53
FE/Tertiary	78	78	44	64	70	54	45
Other	239	273	358	320	296	276	355

**GCSE HOME ECONOMICS 2002—2008**

Cumulative % at Grade D by school type



*GCSE HOME ECONOMICS Grade E by school type 2002- 2008  
Cumulative Percentages*

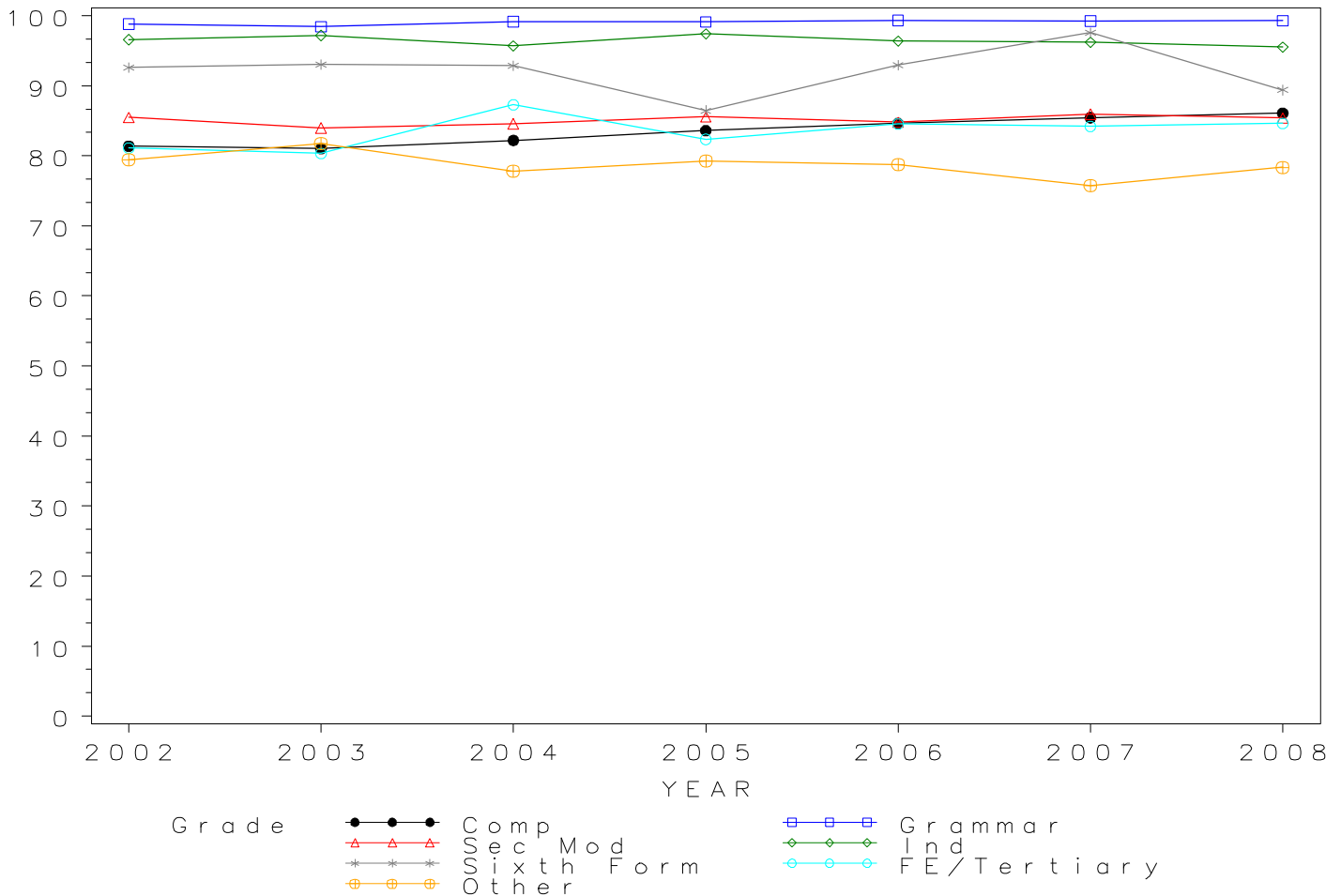
SCHTYPE	2002	2003	2004	2005	2006	2007	2008
Comprehensive	81.39	81.02	82.21	83.62	84.64	85.45	86.11
Grammar	98.84	98.43	99.18	99.11	99.35	99.26	99.28
Sec Mod	85.50	83.97	84.59	85.60	84.79	85.95	85.42
Independent	96.60	97.18	95.72	97.40	96.39	96.21	95.52
Sixth Form	92.59	93.02	92.86	86.46	92.94	97.59	89.39
FE/Tertiary	81.13	80.36	87.30	82.35	84.54	84.21	84.62
Other	79.41	81.74	77.82	79.27	78.76	75.74	78.37

*Cumulative Numbers*

SCHTYPE	2002	2003	2004	2005	2006	2007	2008
Comprehensive	26113	26988	29099	29357	31419	32634	31282
Grammar	1276	1442	1567	1663	1672	1734	1801
Sec Mod	3792	4180	4535	4433	4035	4338	4101
Independent	2303	2031	2011	2100	2139	2186	2151
Sixth Form	25	40	52	83	79	81	59
FE/Tertiary	86	90	55	70	82	64	55
Other	324	358	435	413	382	356	453

**GCSE HOME ECONOMICS 2002—2008**

Cumulative % at Grade E by school type



*GCSE HOME ECONOMICS Grade F by school type 2002- 2008  
Cumulative Percentages*

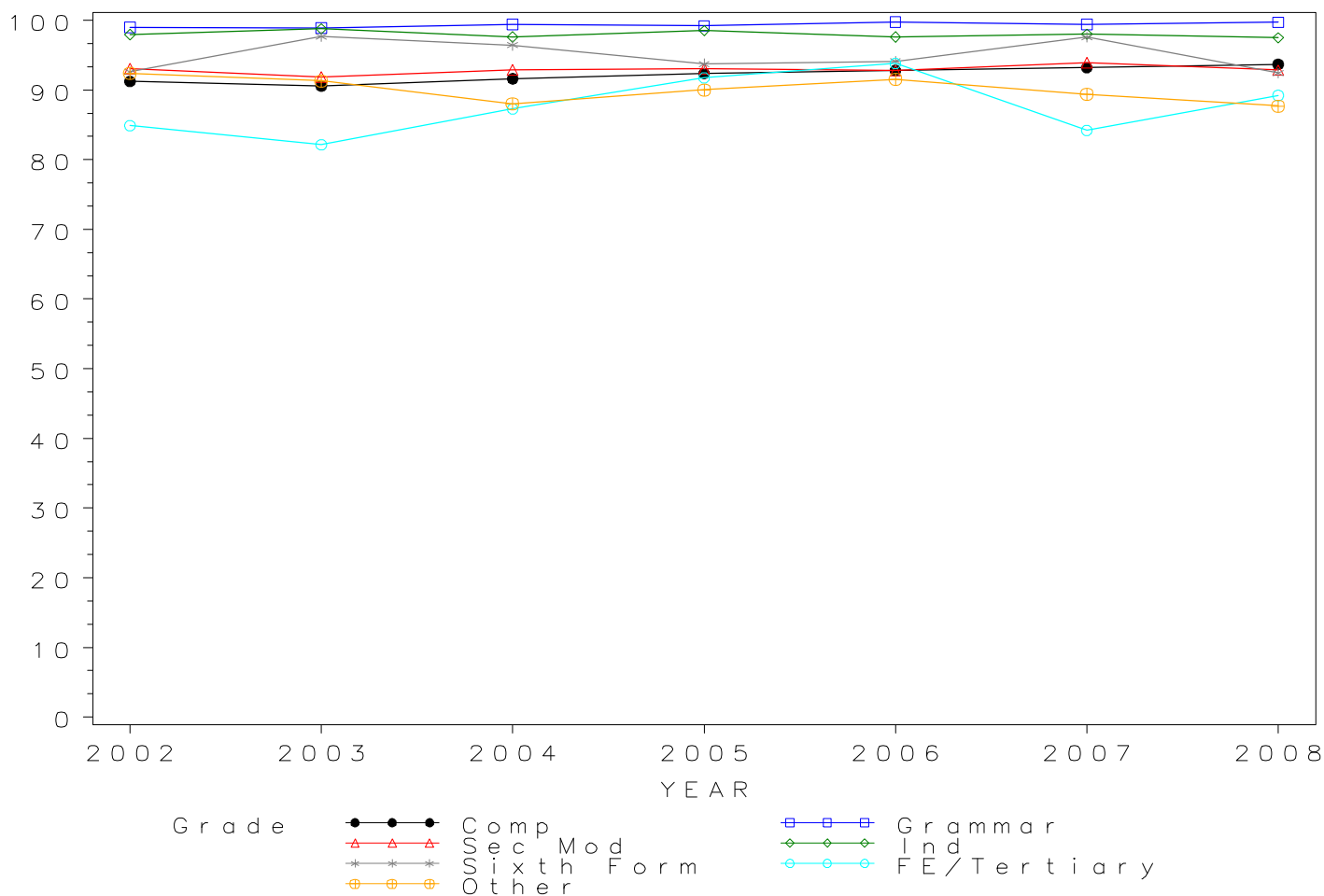
SCHTYPE	2002	2003	2004	2005	2006	2007	2008
Comprehensive	91.23	90.59	91.63	92.38	92.82	93.21	93.70
Grammar	98.99	98.91	99.43	99.23	99.76	99.43	99.72
Sec Mod	93.10	91.88	92.91	93.07	92.81	93.92	92.86
Independent	97.99	98.80	97.62	98.52	97.61	98.02	97.51
Sixth Form	92.59	97.67	96.43	93.75	94.12	97.59	92.42
FE/Tertiary	84.91	82.14	87.30	91.76	93.81	84.21	89.23
Other	92.40	91.32	88.01	90.02	91.55	89.36	87.72

*Cumulative Numbers*

SCHTYPE	2002	2003	2004	2005	2006	2007	2008
Comprehensive	29270	30178	32433	32433	34453	35597	34039
Grammar	1278	1449	1571	1665	1679	1737	1809
Sec Mod	4129	4574	4981	4820	4417	4740	4458
Independent	2336	2065	2051	2124	2166	2227	2196
Sixth Form	25	42	54	90	80	81	61
FE/Tertiary	90	92	55	78	91	64	58
Other	377	400	492	469	444	420	507

**GCSE HOME ECONOMICS 2002—2008**

Cumulative % at Grade F by school type



*GCSE HOME ECONOMICS Grade G by school type 2002- 2008  
Cumulative Percentages*

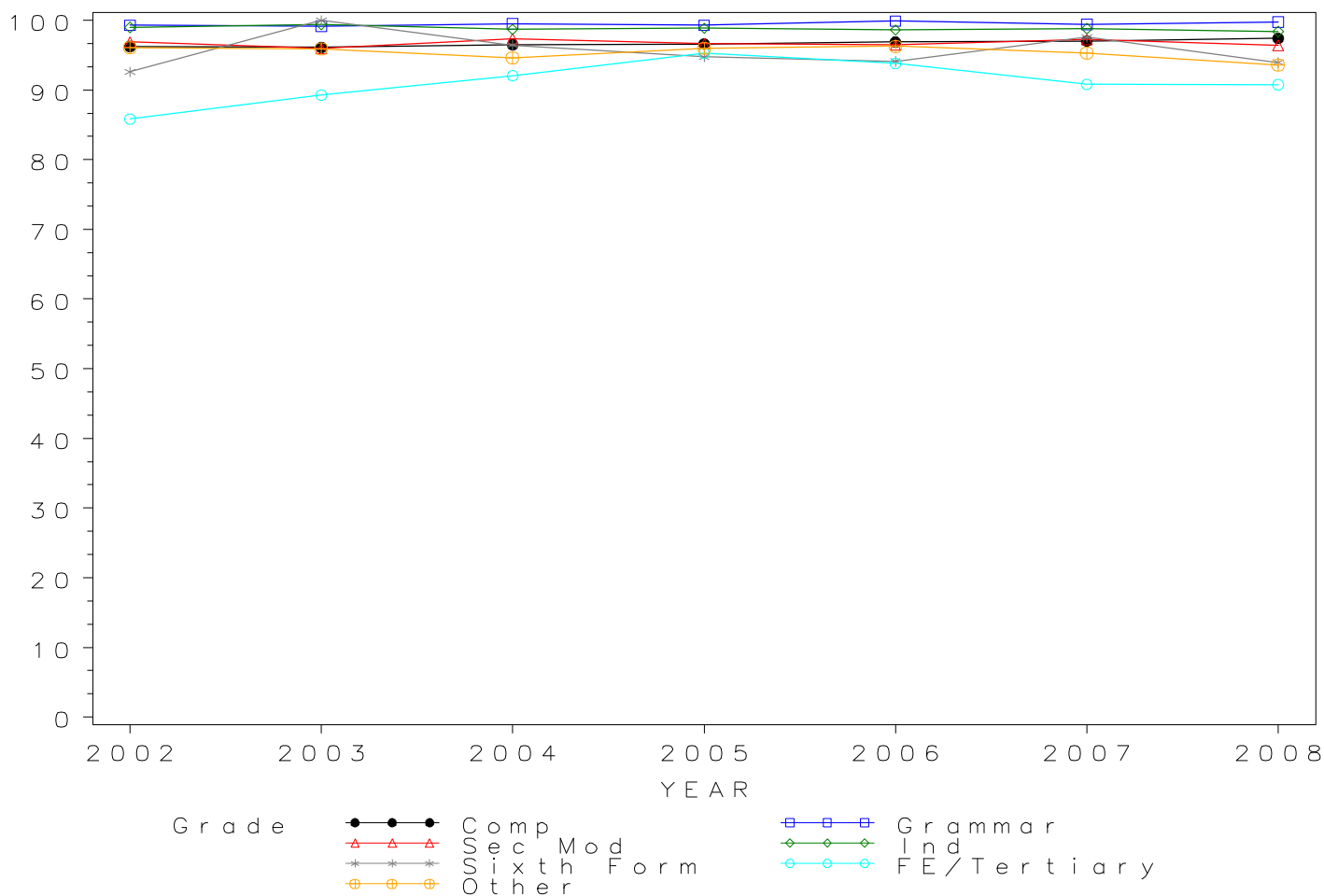
SCHTYPE	2002	2003	2004	2005	2006	2007	2008
Comprehensive	96.26	96.11	96.50	96.61	96.88	97.04	97.43
Grammar	99.30	99.18	99.49	99.28	99.88	99.43	99.78
Sec Mod	96.91	95.96	97.37	96.62	96.49	97.23	96.42
Independent	98.99	99.38	98.71	98.89	98.60	98.81	98.40
Sixth Form	92.59	100.00	96.43	94.79	94.12	97.59	93.94
FE/Tertiary	85.85	89.29	92.06	95.29	93.81	90.79	90.77
Other	96.08	95.89	94.63	95.97	96.29	95.32	93.60

*Cumulative Numbers*

SCHTYPE	2002	2003	2004	2005	2006	2007	2008
Comprehensive	30881	32016	34158	33917	35961	37057	35394
Grammar	1282	1453	1572	1666	1681	1737	1810
Sec Mod	4298	4777	5220	5004	4592	4907	4629
Independent	2360	2077	2074	2132	2188	2245	2216
Sixth Form	25	43	54	91	80	81	62
FE/Tertiary	91	100	58	81	91	69	59
Other	392	420	529	500	467	448	541

**GCSE HOME ECONOMICS 2002—2008**

Cumulative % at Grade G by school type

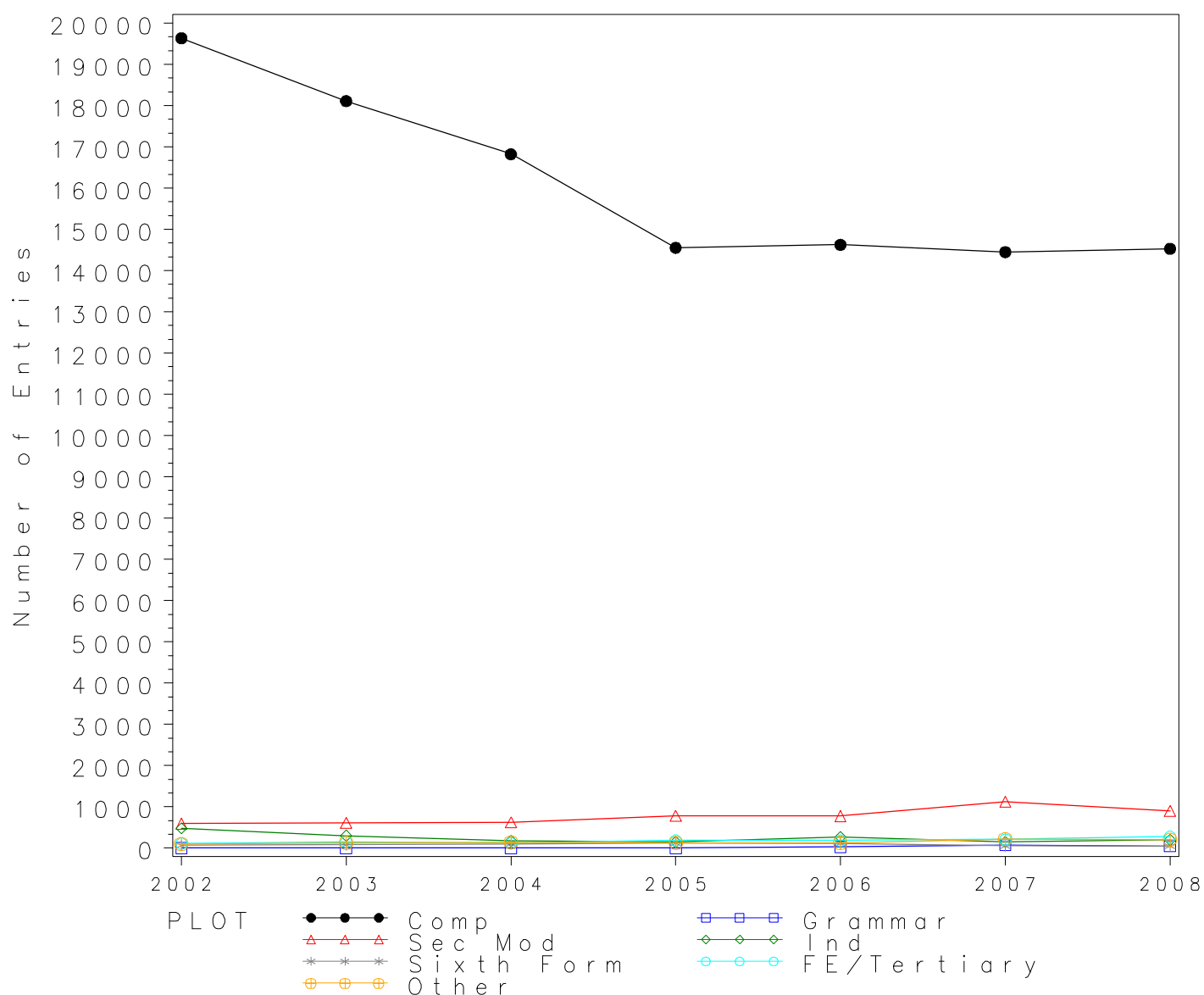




*Numbers of GCSE entries in HUMANITIES by school type 2002-2008*

SCHTYPE	2002	2003	2004	2005	2006	2007	2008
Comprehensive	19633	18110	16822	14553	14626	14448	14530
Grammar	0	0	0	0	29	76	47
Sec Mod	595	612	626	785	781	1128	903
Independent	482	301	174	144	265	154	202
Sixth Form	70	81	101	118	113	56	47
FE/Tertiary	107	147	119	186	183	209	277
Other	99	125	139	125	128	222	208

GCSE HUMANITIES Entries by school type 2002–2008



*GCSE HUMANITIES Grade A\* by school type 2002- 2008  
Cumulative Percentages*

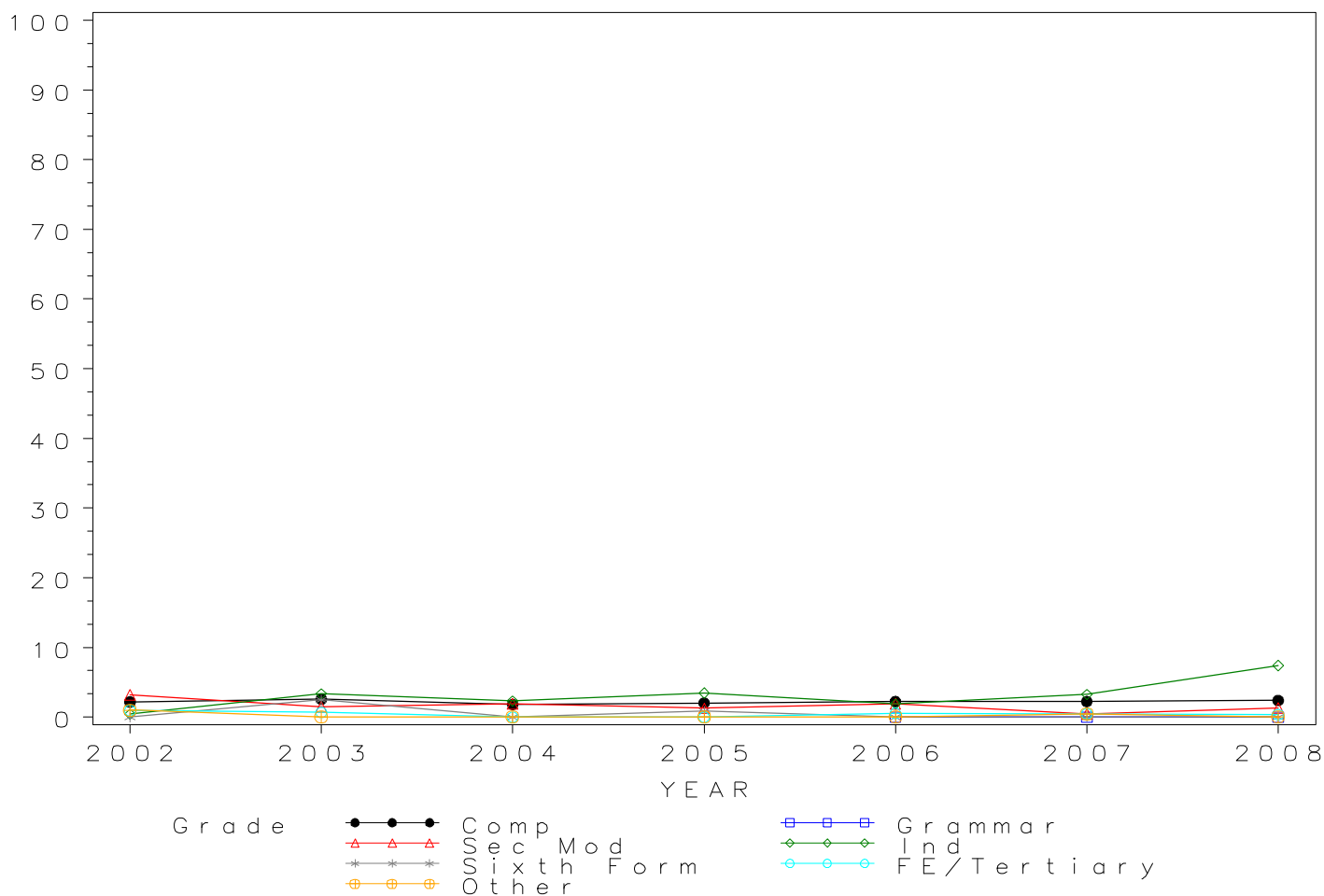
SCHTYPE	2002	2003	2004	2005	2006	2007	2008
Comprehensive	2.17	2.55	1.82	2.03	2.24	2.24	2.37
Grammar	.	.	.	.	0.00	0.00	0.00
Sec Mod	3.19	1.47	1.92	1.27	1.92	0.44	1.33
Independent	0.41	3.32	2.30	3.47	1.89	3.25	7.43
Sixth Form	0.00	2.47	0.00	0.85	0.00	0.00	0.00
FE/Tertiary	0.93	0.68	0.00	0.00	0.55	0.48	0.36
Other	1.01	0.00	0.00	0.00	0.00	0.45	0.00

*Cumulative Numbers*

SCHTYPE	2002	2003	2004	2005	2006	2007	2008
Comprehensive	426	461	306	295	328	324	345
Grammar	0	0	0	0	0	0	0
Sec Mod	19	9	12	10	15	5	12
Independent	2	10	4	5	5	5	15
Sixth Form	0	2	0	1	0	0	0
FE/Tertiary	1	1	0	0	1	1	1
Other	1	0	0	0	0	1	0

**GCSE HUMANITIES 2002—2008**

Cumulative % at Grade A\* by school type



*GCSE HUMANITIES Grade A by school type 2002- 2008  
Cumulative Percentages*

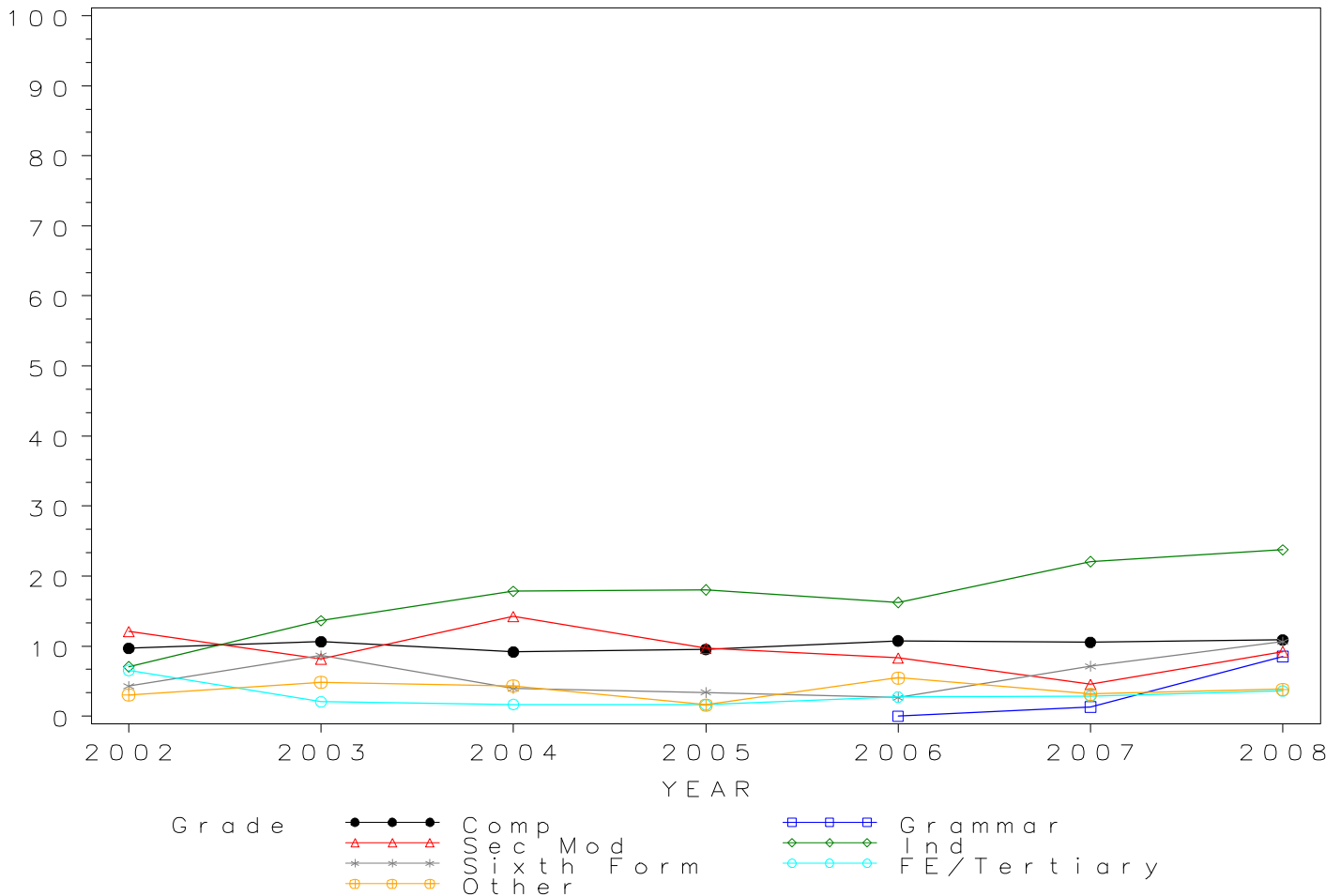
SCHTYPE	2002	2003	2004	2005	2006	2007	2008
Comprehensive	9.68	10.64	9.16	9.54	10.75	10.56	10.90
Grammar	.	.	.	.	0.00	1.32	8.51
Sec Mod	12.10	8.17	14.22	9.68	8.32	4.52	9.19
Independent	7.05	13.62	17.82	18.06	16.23	22.08	23.76
Sixth Form	4.29	8.64	3.96	3.39	2.65	7.14	10.64
FE/Tertiary	6.54	2.04	1.68	1.61	2.73	2.87	3.61
Other	3.03	4.80	4.32	1.60	5.47	3.15	3.85

*Cumulative Numbers*

SCHTYPE	2002	2003	2004	2005	2006	2007	2008
Comprehensive	1900	1927	1541	1388	1573	1525	1584
Grammar	0	0	0	0	0	1	4
Sec Mod	72	50	89	76	65	51	83
Independent	34	41	31	26	43	34	48
Sixth Form	3	7	4	4	3	4	5
FE/Tertiary	7	3	2	3	5	6	10
Other	3	6	6	2	7	7	8

**GCSE HUMANITIES 2002—2008**

Cumulative % at Grade A by school type



*GCSE HUMANITIES Grade B by school type 2002- 2008  
Cumulative Percentages*

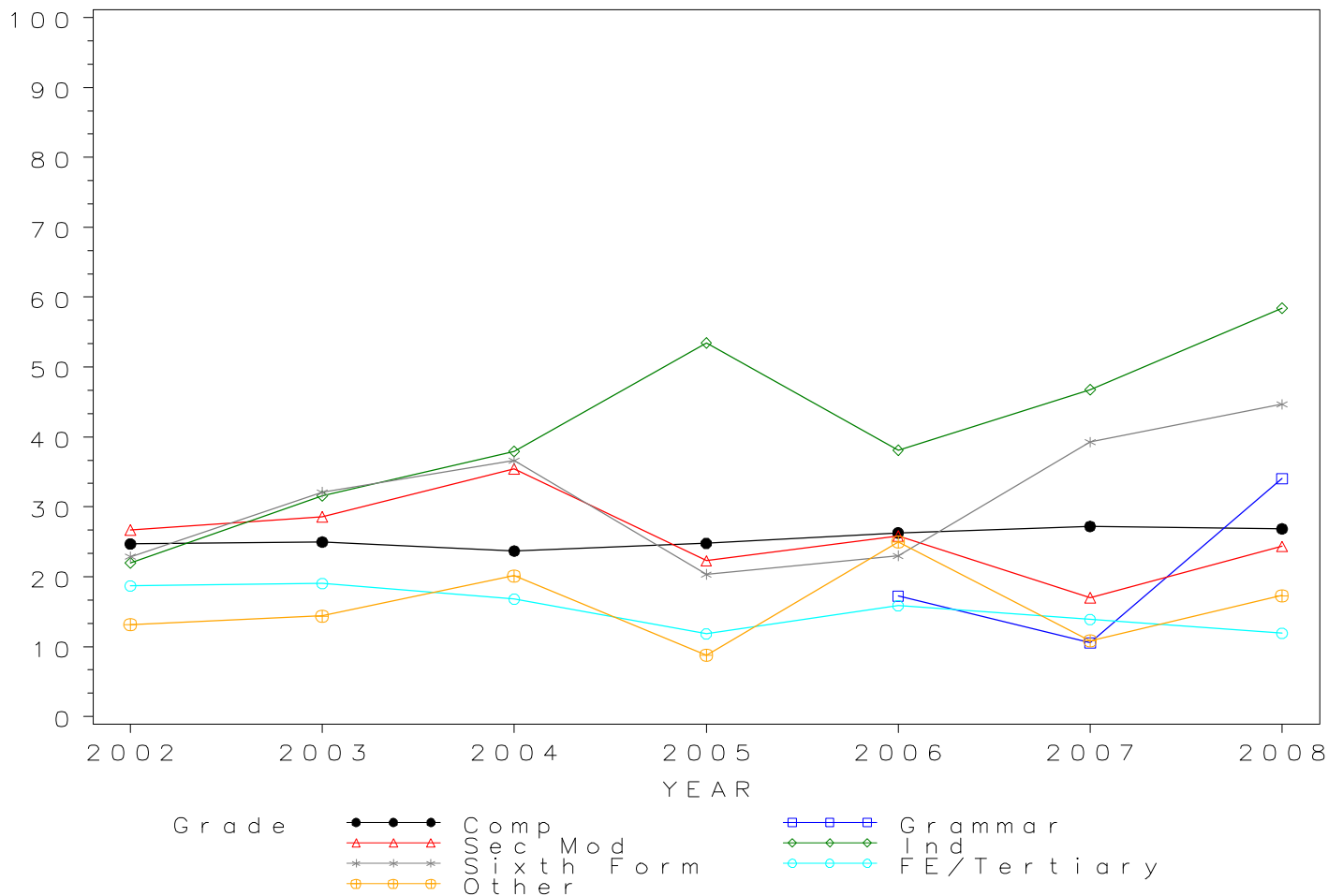
SCHTYPE	2002	2003	2004	2005	2006	2007	2008
Comprehensive	24.68	24.97	23.68	24.79	26.28	27.20	26.85
Grammar	.	.	.	.	17.24	10.53	34.04
Sec Mod	26.72	28.59	35.46	22.29	25.86	17.02	24.36
Independent	21.99	31.56	37.93	53.47	38.11	46.75	58.42
Sixth Form	22.86	32.10	36.63	20.34	23.01	39.29	44.68
FE/Tertiary	18.69	19.05	16.81	11.83	15.85	13.88	11.91
Other	13.13	14.40	20.14	8.80	25.00	10.81	17.31

*Cumulative Numbers*

SCHTYPE	2002	2003	2004	2005	2006	2007	2008
Comprehensive	4846	4522	3984	3607	3843	3930	3902
Grammar	0	0	0	0	5	8	16
Sec Mod	159	175	222	175	202	192	220
Independent	106	95	66	77	101	72	118
Sixth Form	16	26	37	24	26	22	21
FE/Tertiary	20	28	20	22	29	29	33
Other	13	18	28	11	32	24	36

**GCSE HUMANITIES 2002—2008**

Cumulative % at Grade B by school type



*GCSE HUMANITIES Grade C by school type 2002- 2008  
Cumulative Percentages*

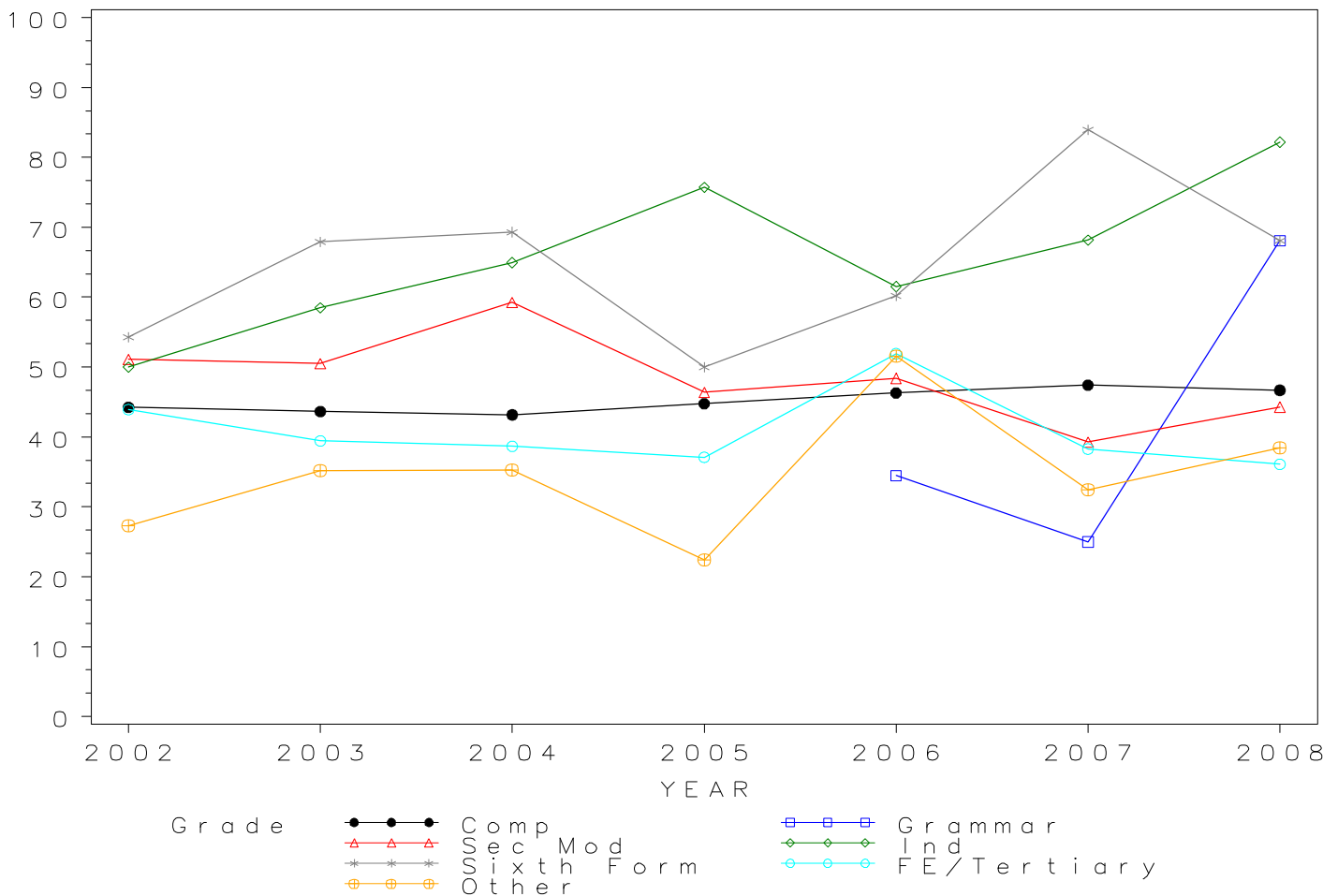
SCHTYPE	2002	2003	2004	2005	2006	2007	2008
Comprehensive	44.24	43.66	43.17	44.77	46.29	47.43	46.68
Grammar	.	.	.	.	34.48	25.00	68.09
Sec Mod	51.09	50.49	59.27	46.37	48.40	39.27	44.30
Independent	50.00	58.47	64.94	75.69	61.51	68.18	82.18
Sixth Form	54.29	67.90	69.31	50.00	60.18	83.93	68.09
FE/Tertiary	43.93	39.46	38.66	37.10	51.91	38.28	36.10
Other	27.27	35.20	35.25	22.40	51.56	32.43	38.46

*Cumulative Numbers*

SCHTYPE	2002	2003	2004	2005	2006	2007	2008
Comprehensive	8686	7907	7262	6516	6770	6853	6782
Grammar	0	0	0	0	10	19	32
Sec Mod	304	309	371	364	378	443	400
Independent	241	176	113	109	163	105	166
Sixth Form	38	55	70	59	68	47	32
FE/Tertiary	47	58	46	69	95	80	100
Other	27	44	49	28	66	72	80

**GCSE HUMANITIES 2002—2008**

Cumulative % at Grade C by school type



*GCSE HUMANITIES Grade D by school type 2002- 2008  
Cumulative Percentages*

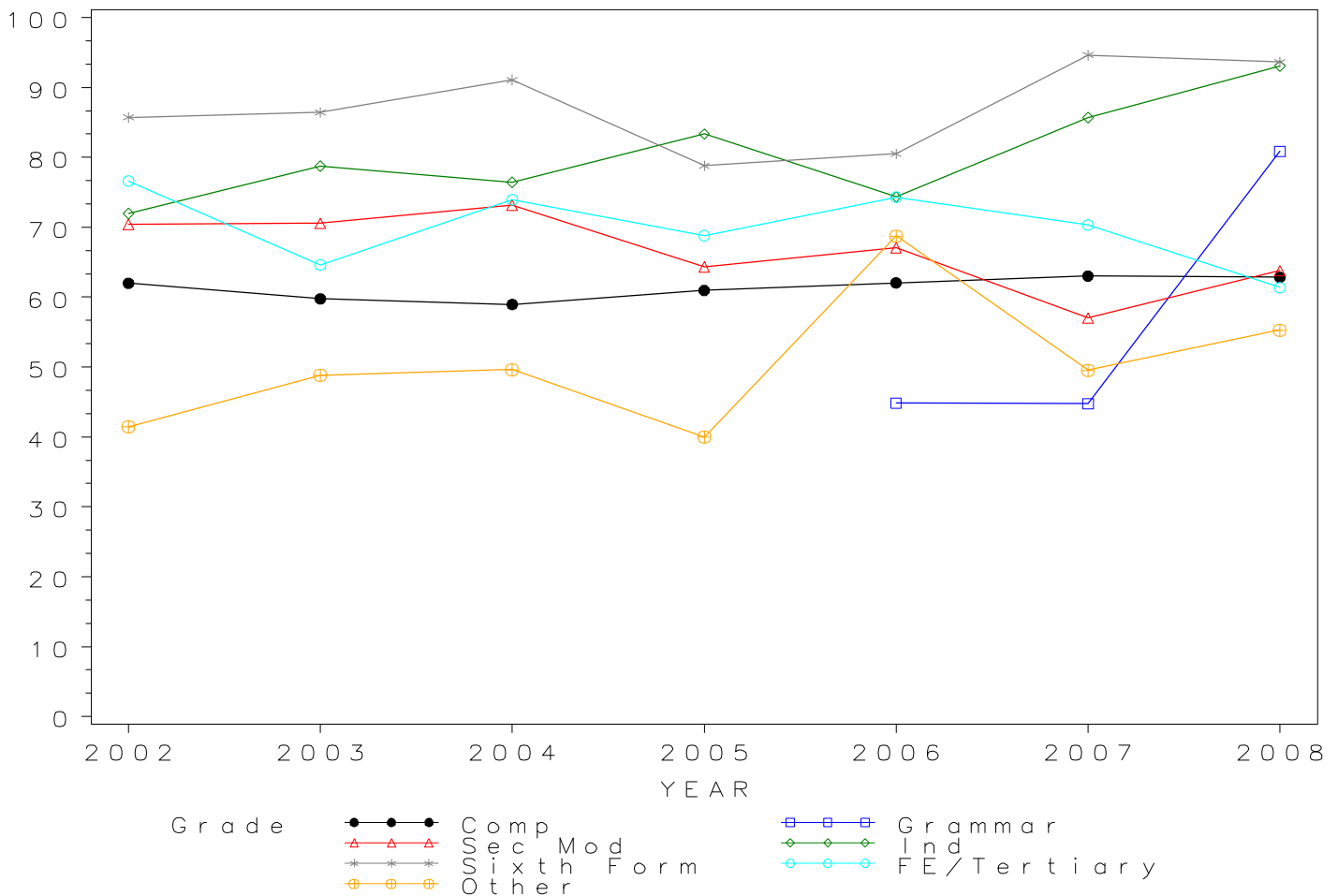
SCHTYPE	2002	2003	2004	2005	2006	2007	2008
Comprehensive	62.01	59.78	58.96	60.96	62.05	63.04	62.84
Grammar	.	.	.	.	44.83	44.74	80.85
Sec Mod	70.42	70.59	73.16	64.33	67.09	57.00	63.79
Independent	71.99	78.74	76.44	83.33	74.34	85.71	93.07
Sixth Form	85.71	86.42	91.09	78.81	80.53	94.64	93.62
FE/Tertiary	76.64	64.63	73.95	68.82	74.32	70.33	61.37
Other	41.41	48.80	49.64	40.00	68.75	49.55	55.29

*Cumulative Numbers*

SCHTYPE	2002	2003	2004	2005	2006	2007	2008
Comprehensive	12175	10826	9919	8872	9075	9108	9131
Grammar	0	0	0	0	13	34	38
Sec Mod	419	432	458	505	524	643	576
Independent	347	237	133	120	197	132	188
Sixth Form	60	70	92	93	91	53	44
FE/Tertiary	82	95	88	128	136	147	170
Other	41	61	69	50	88	110	115

**GCSE HUMANITIES 2002—2008**

Cumulative % at Grade D by school type



*GCSE HUMANITIES Grade E by school type 2002- 2008  
Cumulative Percentages*

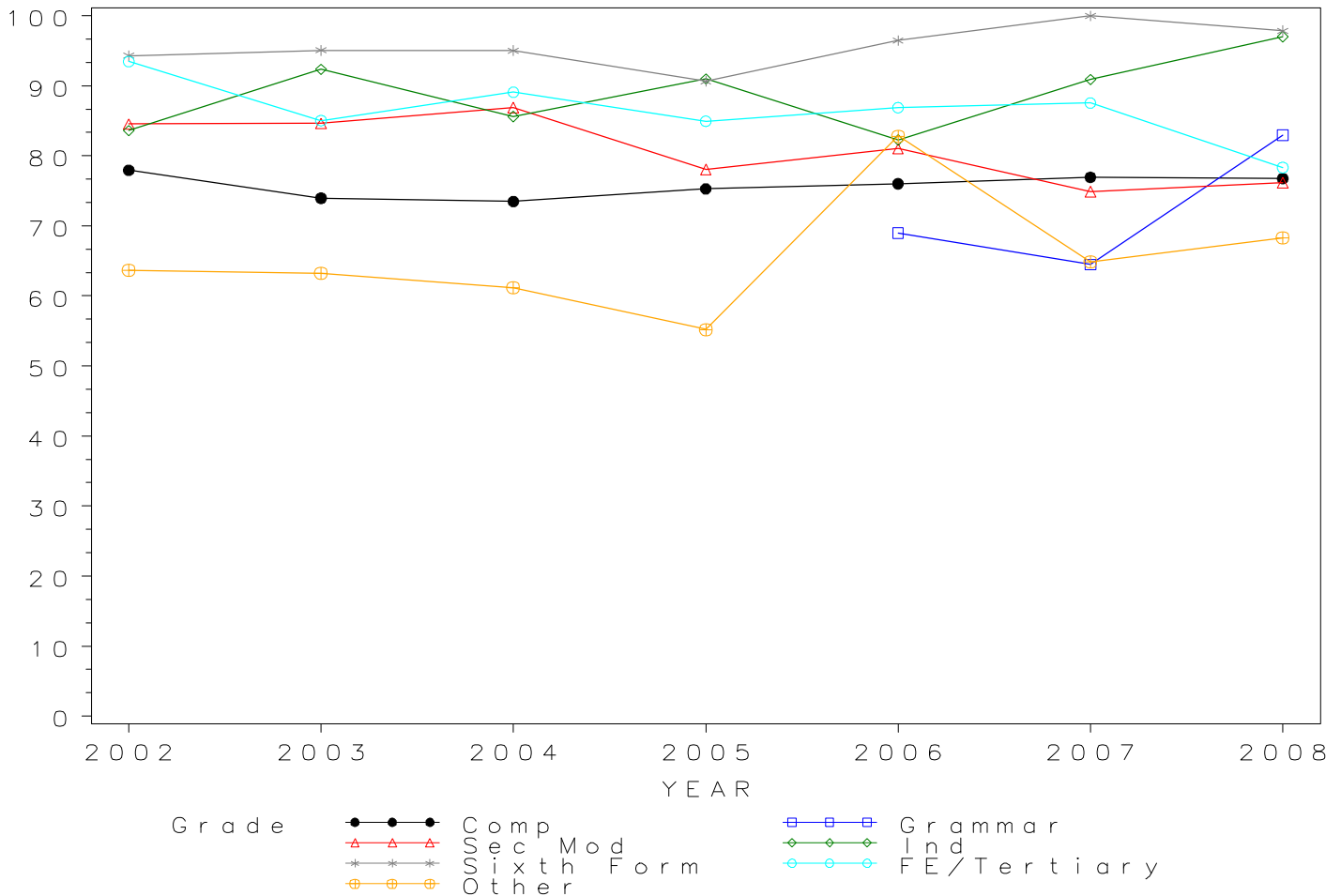
SCHTYPE	2002	2003	2004	2005	2006	2007	2008
Comprehensive	77.94	73.96	73.49	75.30	76.02	76.94	76.77
Grammar	.	.	.	.	68.97	64.47	82.98
Sec Mod	84.54	84.64	86.90	78.09	81.05	74.91	76.19
Independent	83.61	92.36	85.63	90.97	82.26	90.91	97.03
Sixth Form	94.29	95.06	95.05	90.68	96.46	100.00	97.87
FE/Tertiary	93.46	85.03	89.08	84.95	86.89	87.56	78.34
Other	63.64	63.20	61.15	55.20	82.81	64.86	68.27

*Cumulative Numbers*

SCHTYPE	2002	2003	2004	2005	2006	2007	2008
Comprehensive	15301	13395	12363	10959	11118	11117	11154
Grammar	0	0	0	0	20	49	39
Sec Mod	503	518	544	613	633	845	688
Independent	403	278	149	131	218	140	196
Sixth Form	66	77	96	107	109	56	46
FE/Tertiary	100	125	106	158	159	183	217
Other	63	79	85	69	106	144	142

**GCSE HUMANITIES 2002—2008**

Cumulative % at Grade E by school type



*GCSE HUMANITIES Grade F by school type 2002- 2008  
Cumulative Percentages*

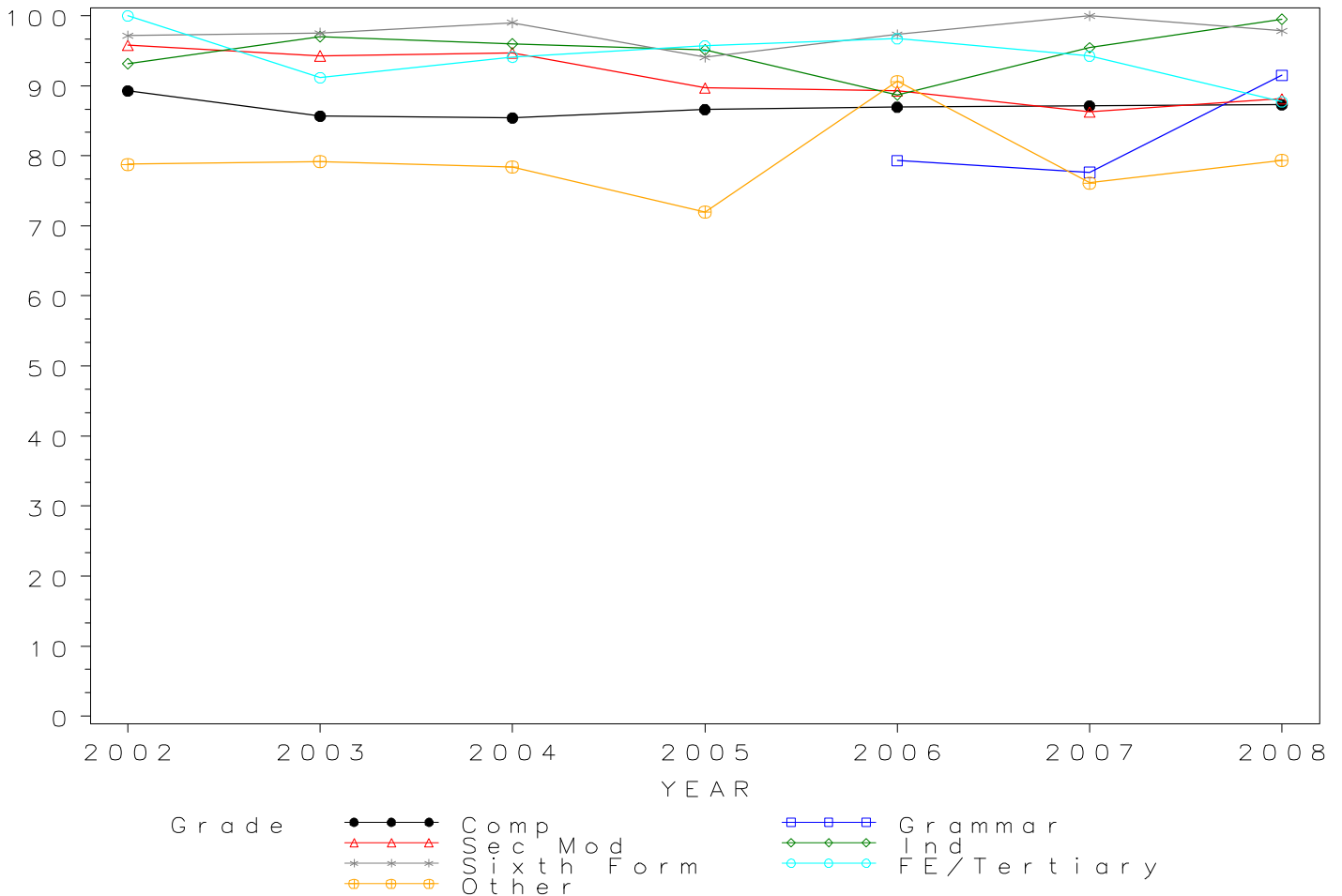
SCHTYPE	2002	2003	2004	2005	2006	2007	2008
Comprehensive	89.28	85.64	85.42	86.59	86.93	87.13	87.31
Grammar	.	.	.	.	79.31	77.63	91.49
Sec Mod	95.80	94.28	94.73	89.68	89.24	86.26	88.15
Independent	93.15	97.01	95.98	95.14	88.68	95.45	99.50
Sixth Form	97.14	97.53	99.01	94.07	97.35	100.00	97.87
FE/Tertiary	100.00	91.16	94.12	95.70	96.72	94.26	87.73
Other	78.79	79.20	78.42	72.00	90.63	76.13	79.33

*Cumulative Numbers*

SCHTYPE	2002	2003	2004	2005	2006	2007	2008
Comprehensive	17529	15510	14369	12601	12715	12589	12686
Grammar	0	0	0	0	23	59	43
Sec Mod	570	577	593	704	697	973	796
Independent	449	292	167	137	235	147	201
Sixth Form	68	79	100	111	110	56	46
FE/Tertiary	107	134	112	178	177	197	243
Other	78	99	109	90	116	169	165

**GCSE HUMANITIES 2002—2008**

Cumulative % at Grade F by school type





*GCSE HUMANITIES Grade G by school type 2002- 2008  
Cumulative Percentages*

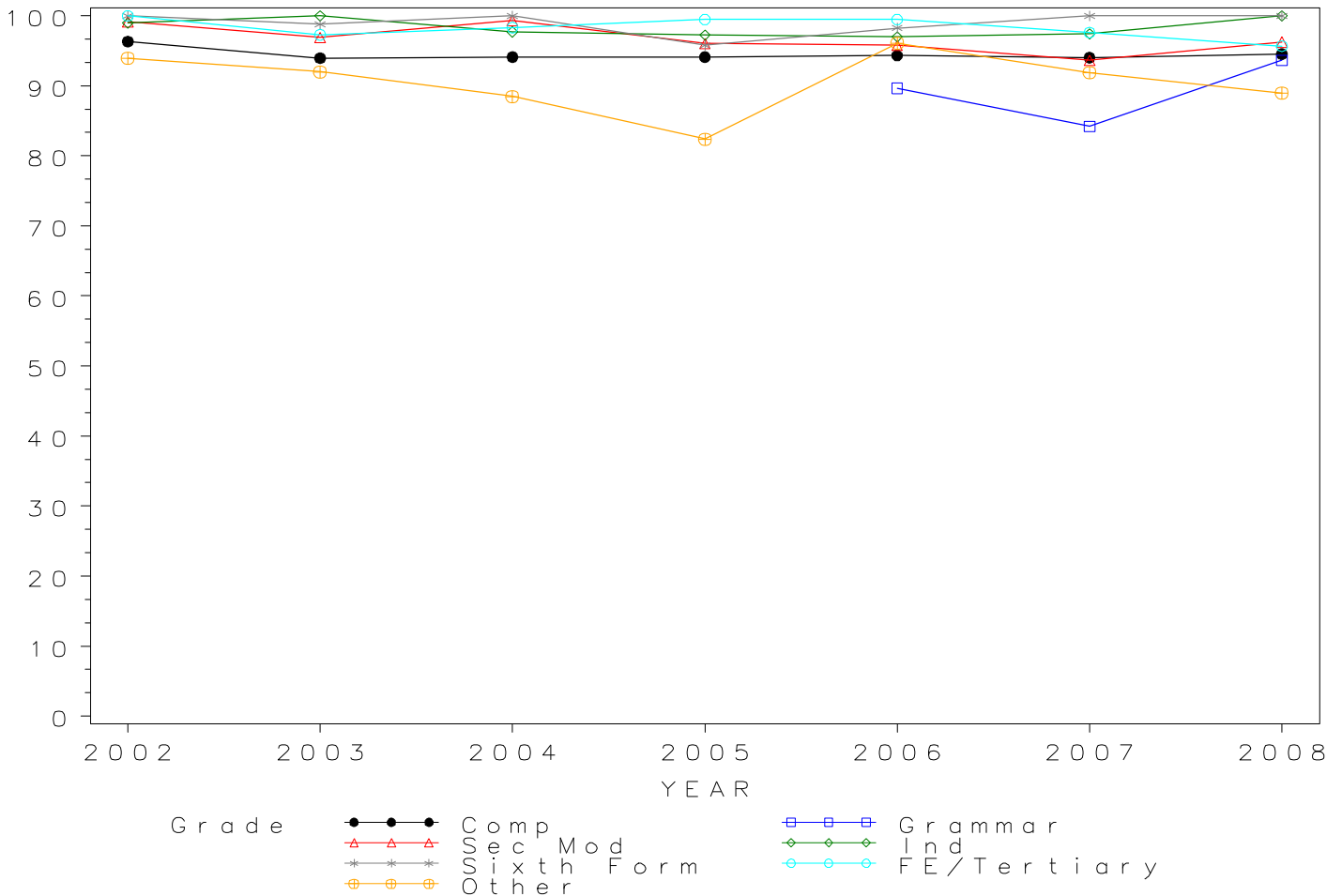
SCHTYPE	2002	2003	2004	2005	2006	2007	2008
Comprehensive	96.33	93.95	94.11	94.10	94.34	94.03	94.54
Grammar	.	.	.	.	89.66	84.21	93.62
Sec Mod	99.16	96.90	99.36	96.05	95.77	93.62	96.23
Independent	98.96	100.00	97.70	97.22	96.98	97.40	100.00
Sixth Form	100.00	98.77	100.00	95.76	98.23	100.00	100.00
FE/Tertiary	100.00	97.28	98.32	99.46	99.45	97.61	95.67
Other	93.94	92.00	88.49	82.40	96.09	91.89	88.94

*Cumulative Numbers*

SCHTYPE	2002	2003	2004	2005	2006	2007	2008
Comprehensive	18912	17015	15832	13695	13798	13585	13736
Grammar	0	0	0	0	26	64	44
Sec Mod	590	593	622	754	748	1056	869
Independent	477	301	170	140	257	150	202
Sixth Form	70	80	101	113	111	56	47
FE/Tertiary	107	143	117	185	182	204	265
Other	93	115	123	103	123	204	185

**GCSE HUMANITIES 2002—2008**

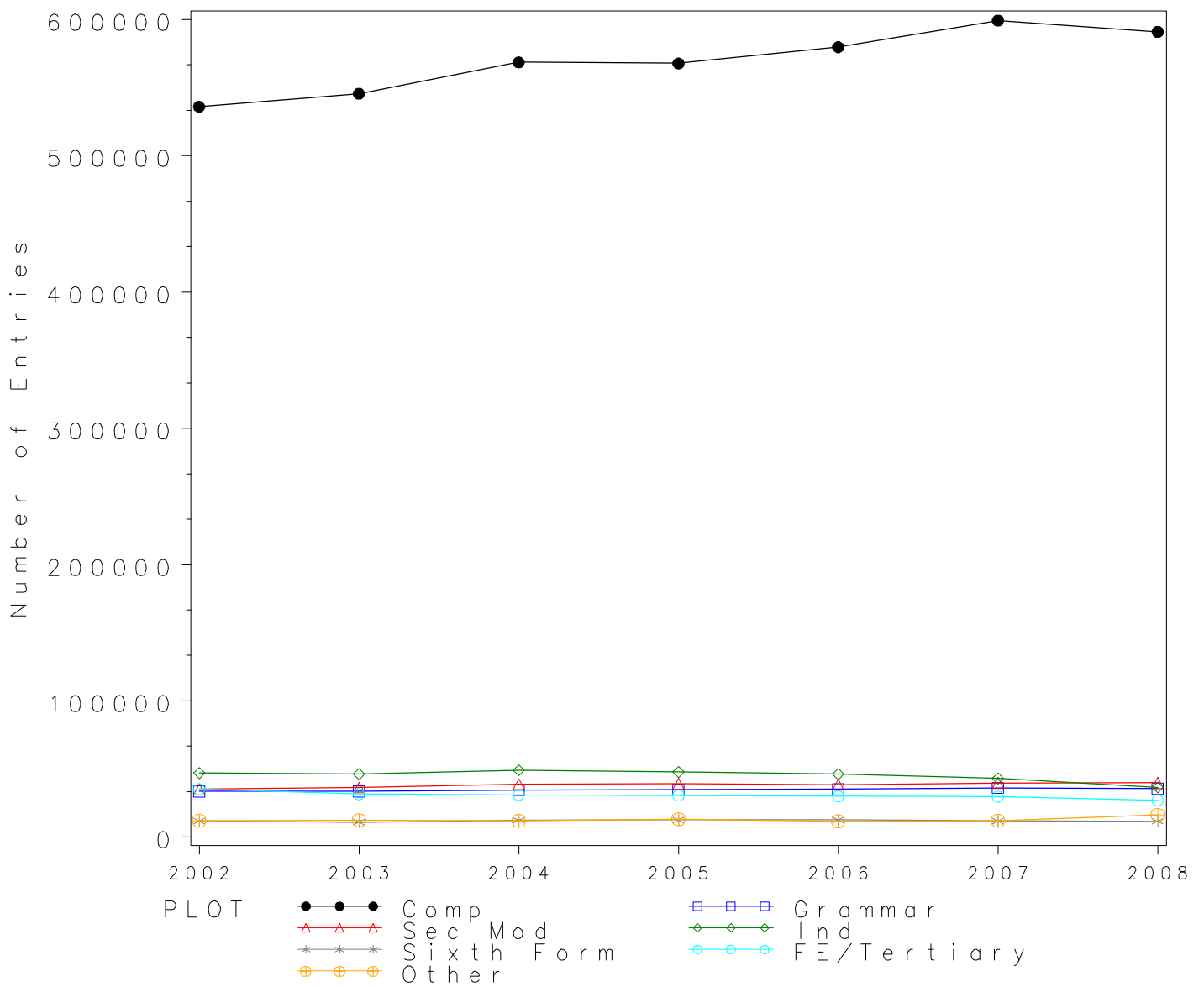
Cumulative % at Grade G by school type



*Numbers of GCSE entries in MATHEMATICS by school type 2002- 2008*

SCHTYPE	2002	2003	2004	2005	2006	2007	2008
Comprehensive	535958	545612	568589	567787	579726	599217	590901
Grammar	33580	33571	34585	34930	35102	36150	35660
Sec Mod	35213	36502	38954	39027	38497	39808	39830
Independent	46985	46295	49169	47898	46172	43161	36521
Sixth Form	11898	10996	12557	12653	12603	11887	11618
FE/Tertiary	35158	31594	31114	30585	30013	29757	27069
Other	12103	12527	12136	13343	11745	12031	16310

GCSE MATHEMATICS Entries by school type 2002–2008



*GCSE MATHEMATICS Grade A\* by school type 2002- 2008  
Cumulative Percentages*

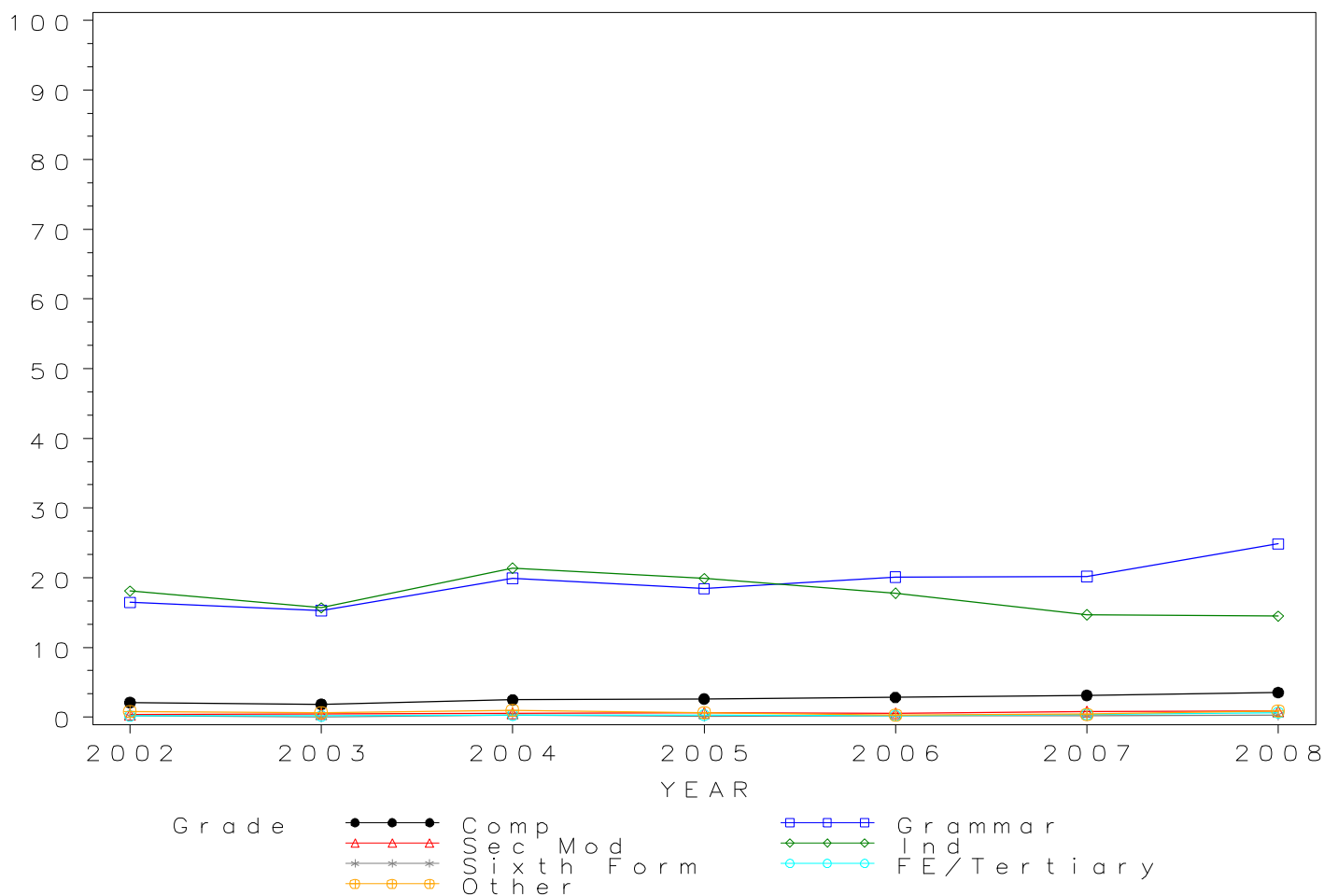
SCHTYPE	2002	2003	2004	2005	2006	2007	2008
Comprehensive	2.10	1.83	2.50	2.60	2.83	3.13	3.53
Grammar	16.45	15.30	19.91	18.45	20.12	20.20	24.87
Sec Mod	0.36	0.45	0.53	0.65	0.56	0.79	0.86
Independent	18.10	15.70	21.40	19.90	17.80	14.70	14.50
Sixth Form	0.20	0.00	0.30	0.10	0.20	0.20	0.30
FE/Tertiary	0.18	0.18	0.28	0.28	0.22	0.38	0.64
Other	0.80	0.60	1.00	0.60	0.30	0.40	0.90

*Cumulative Numbers*

SCHTYPE	2002	2003	2004	2005	2006	2007	2008
Comprehensive	11255	9970	14196	14762	16395	18746	20863
Grammar	5525	5135	6887	6444	7063	7304	8868
Sec Mod	128	163	206	253	216	316	342
Independent	8504	7268	10522	9532	8219	6345	5296
Sixth Form	24	0	38	13	25	24	35
FE/Tertiary	63	57	87	86	66	114	173
Other	97	75	121	80	35	48	147

**GCSE MATHEMATICS 2002–2008**

Cumulative % at Grade A\* by school type



*GCSE MATHEMATICS Grade A by school type 2002-2008  
Cumulative Percentages*

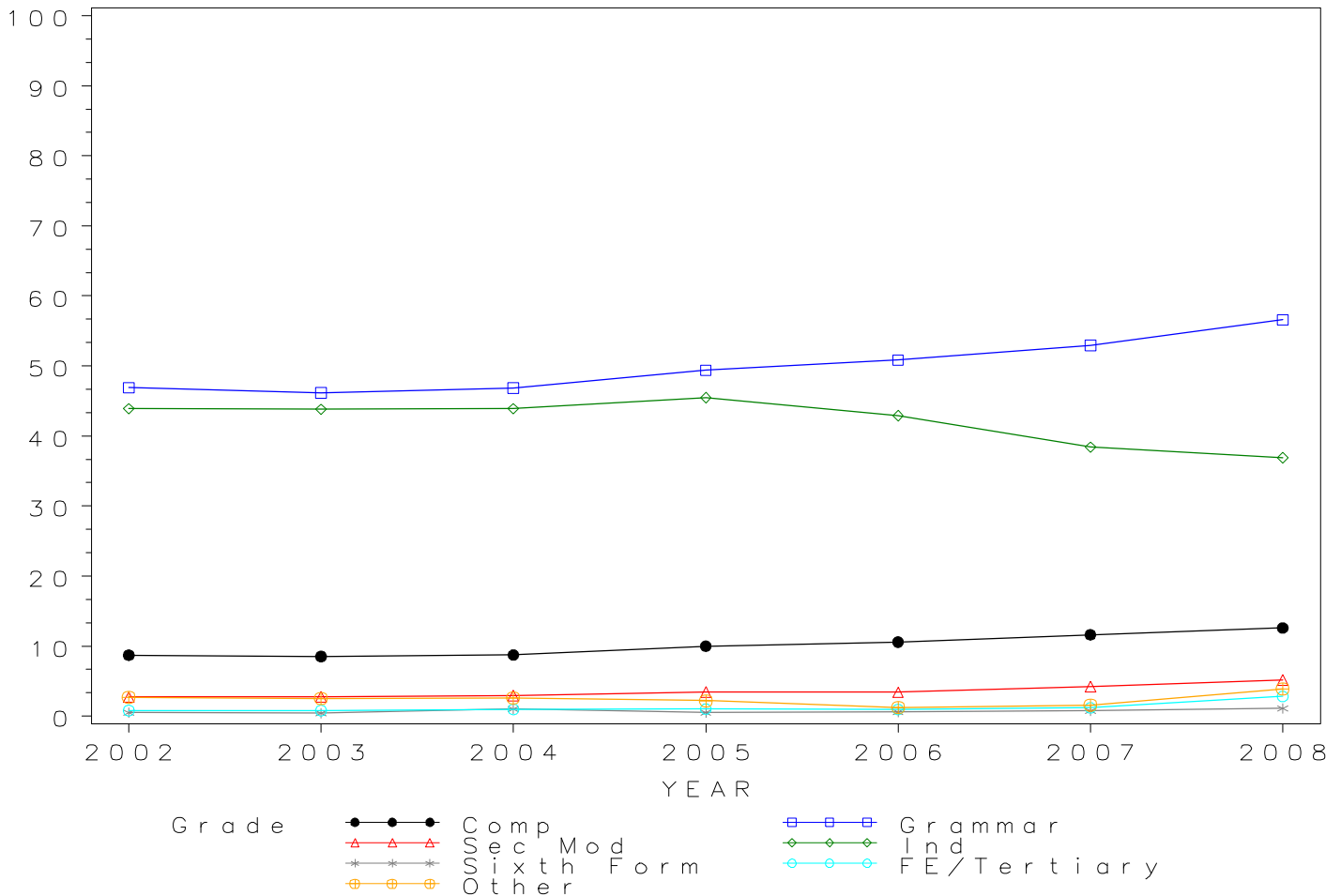
SCHTYPE	2002	2003	2004	2005	2006	2007	2008
Comprehensive	8.71	8.52	8.75	10.00	10.58	11.63	12.60
Grammar	46.88	46.15	46.87	49.39	50.85	52.93	56.60
Sec Mod	2.73	2.78	2.94	3.47	3.42	4.24	5.20
Independent	43.90	43.80	43.90	45.50	42.90	38.40	36.90
Sixth Form	0.50	0.40	1.00	0.50	0.60	0.80	1.10
FE/Tertiary	0.81	0.80	0.97	1.00	0.96	1.21	2.81
Other	2.70	2.50	2.60	2.20	1.20	1.60	3.90

*Cumulative Numbers*

SCHTYPE	2002	2003	2004	2005	2006	2007	2008
Comprehensive	46673	46473	49745	56761	61350	69672	74451
Grammar	15742	15494	16211	17253	17848	19134	20184
Sec Mod	960	1013	1145	1353	1316	1689	2070
Independent	20626	20277	21585	21794	19808	16574	13476
Sixth Form	59	44	126	63	76	95	128
FE/Tertiary	285	253	303	306	289	359	760
Other	327	313	316	294	141	192	636

**GCSE MATHEMATICS 2002–2008**

Cumulative % at Grade A by school type



*GCSE MATHEMATICS Grade B by school type 2002- 2008  
Cumulative Percentages*

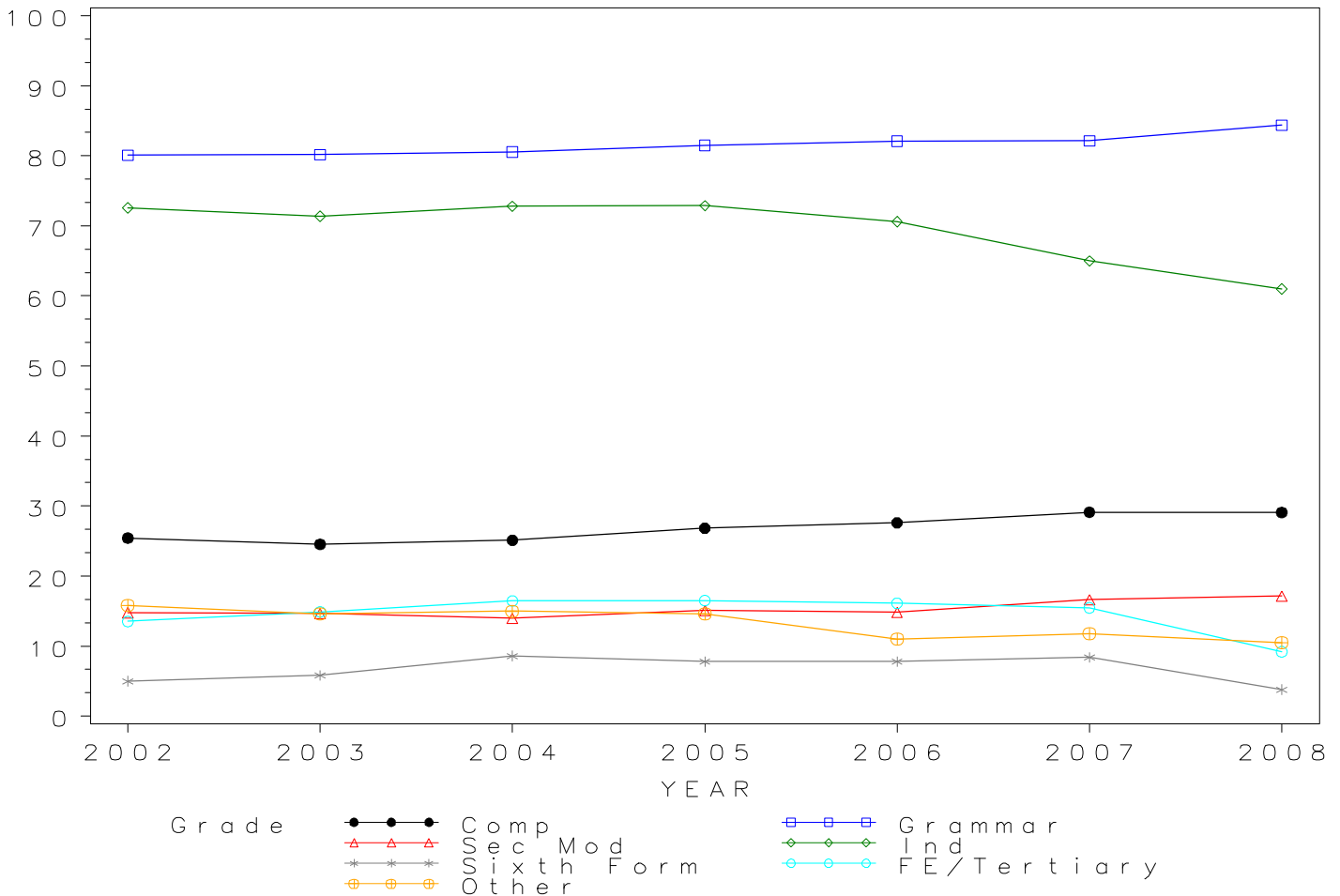
SCHTYPE	2002	2003	2004	2005	2006	2007	2008
Comprehensive	25.43	24.54	25.11	26.83	27.62	29.13	29.09
Grammar	80.10	80.17	80.56	81.49	82.10	82.14	84.37
Sec Mod	14.80	14.64	13.95	15.07	14.82	16.64	17.16
Independent	72.60	71.40	72.80	72.90	70.60	65.00	61.00
Sixth Form	5.00	5.80	8.60	7.80	7.80	8.40	3.80
FE/Tertiary	13.52	14.88	16.47	16.51	16.13	15.48	9.20
Other	15.80	14.60	15.00	14.60	11.00	11.80	10.50

*Cumulative Numbers*

SCHTYPE	2002	2003	2004	2005	2006	2007	2008
Comprehensive	136312	133914	142781	152347	160137	174527	171900
Grammar	26897	26913	27863	28463	28819	29695	30085
Sec Mod	5212	5344	5435	5881	5707	6624	6835
Independent	34111	33055	35795	34918	32597	28055	22278
Sixth Form	595	638	1080	987	983	999	441
FE/Tertiary	4753	4702	5123	5051	4842	4606	2490
Other	1912	1829	1820	1948	1292	1420	1713

**GCSE MATHEMATICS 2002–2008**

Cumulative % at Grade B by school type



*GCSE MATHEMATICS Grade C by school type 2002- 2008  
Cumulative Percentages*

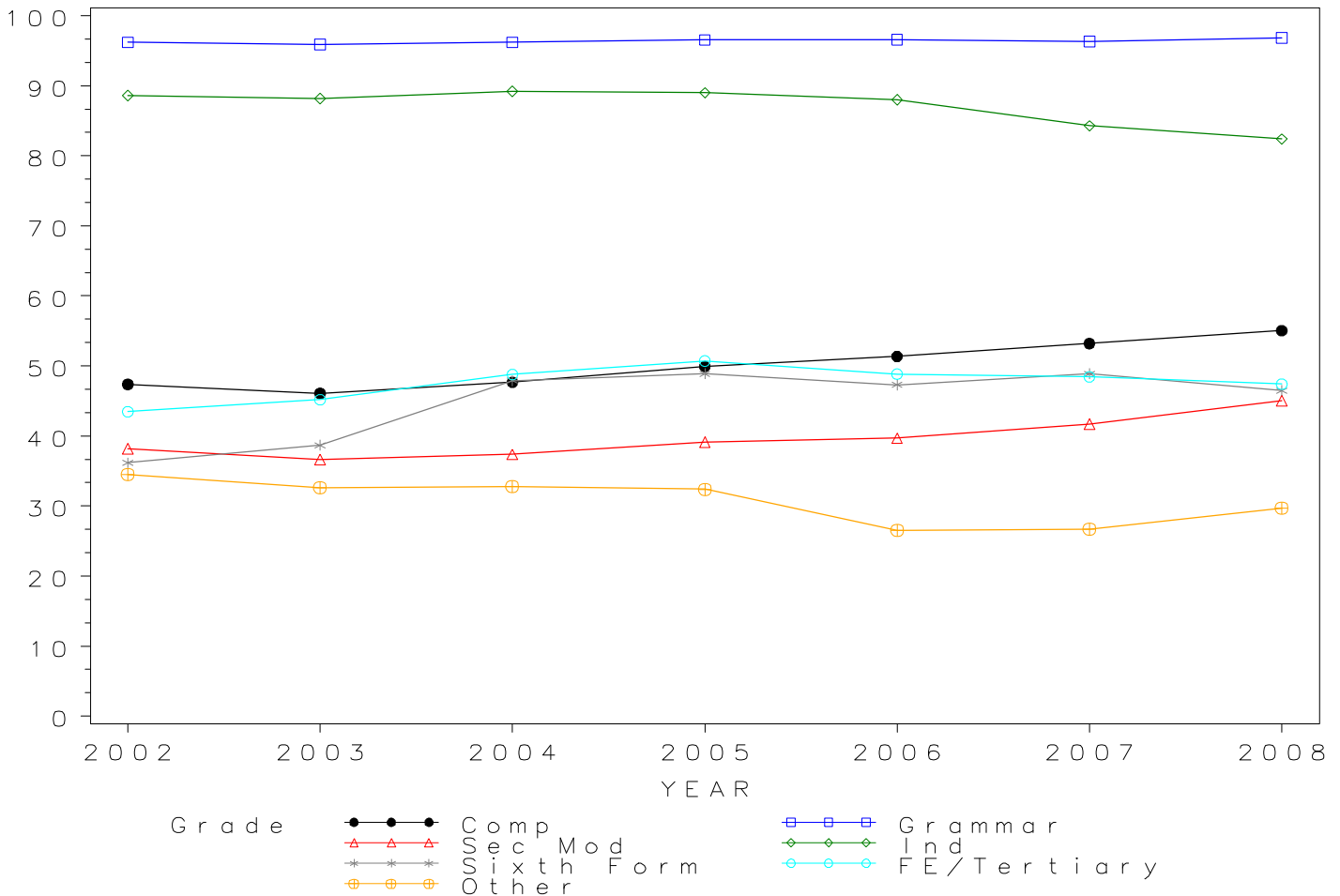
SCHTYPE	2002	2003	2004	2005	2006	2007	2008
Comprehensive	47.38	46.09	47.69	49.93	51.38	53.21	55.04
Grammar	96.23	95.89	96.19	96.56	96.59	96.33	96.83
Sec Mod	38.21	36.66	37.40	39.15	39.69	41.72	45.05
Independent	88.60	88.20	89.20	89.00	88.00	84.30	82.40
Sixth Form	36.20	38.70	47.90	48.90	47.30	48.90	46.50
FE/Tertiary	43.49	45.18	48.80	50.72	48.85	48.45	47.39
Other	34.50	32.60	32.80	32.40	26.50	26.70	29.70

*Cumulative Numbers*

SCHTYPE	2002	2003	2004	2005	2006	2007	2008
Comprehensive	253921	251490	271166	283469	297847	318846	325259
Grammar	32313	32192	33268	33727	33904	34824	34531
Sec Mod	13455	13383	14569	15281	15280	16608	17944
Independent	41629	40832	43859	42629	40631	36385	30093
Sixth Form	4307	4255	6015	6187	5961	5813	5402
FE/Tertiary	15290	14275	15184	15514	14660	14418	12829
Other	4176	4084	3981	4323	3112	3212	4844

**GCSE MATHEMATICS 2002–2008**

Cumulative % at Grade C by school type



*GCSE MATHEMATICS Grade D by school type 2002- 2008  
Cumulative Percentages*

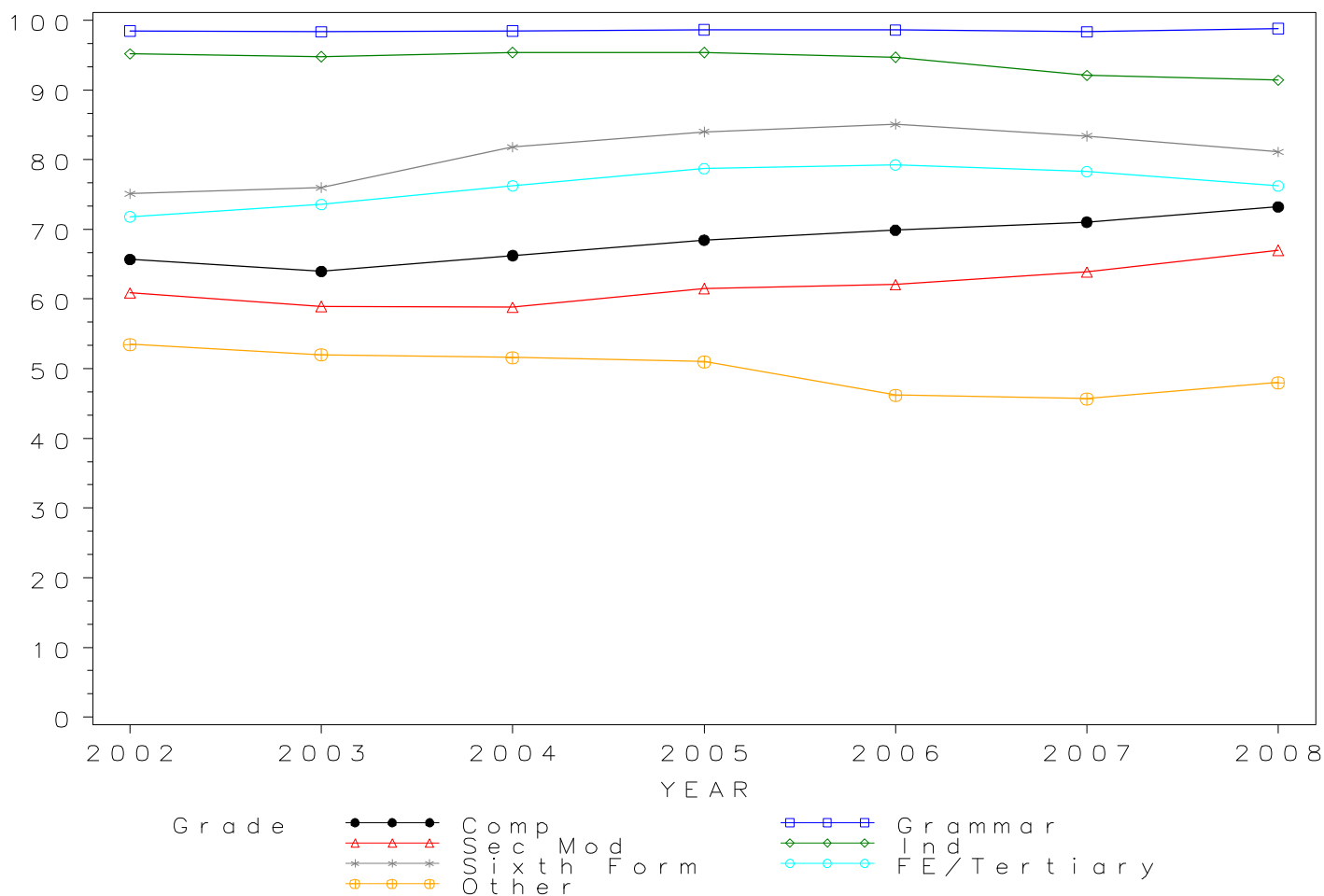
SCHTYPE	2002	2003	2004	2005	2006	2007	2008
Comprehensive	65.70	63.95	66.23	68.45	69.89	71.04	73.21
Grammar	98.49	98.35	98.50	98.66	98.62	98.37	98.83
Sec Mod	60.89	58.94	58.82	61.53	62.10	63.88	67.03
Independent	95.20	94.80	95.40	95.40	94.70	92.10	91.40
Sixth Form	75.10	76.00	81.80	84.00	85.10	83.40	81.10
FE/Tertiary	71.81	73.58	76.26	78.70	79.25	78.29	76.25
Other	53.50	52.00	51.60	51.00	46.20	45.70	48.00

*Cumulative Numbers*

SCHTYPE	2002	2003	2004	2005	2006	2007	2008
Comprehensive	352118	348907	376591	388649	405167	425676	432622
Grammar	33074	33018	34067	34463	34619	35561	35244
Sec Mod	21442	21513	22911	24012	23905	25428	26697
Independent	44730	43888	46907	45695	43725	39751	33380
Sixth Form	8935	8357	10272	10629	10725	9914	9422
FE/Tertiary	25246	23247	23727	24069	23786	23296	20639
Other	6475	6514	6262	6805	5426	5498	7829

**GCSE MATHEMATICS 2002–2008**

Cumulative % at Grade D by school type



*GCSE MATHEMATICS Grade E by school type 2002-2008  
Cumulative Percentages*

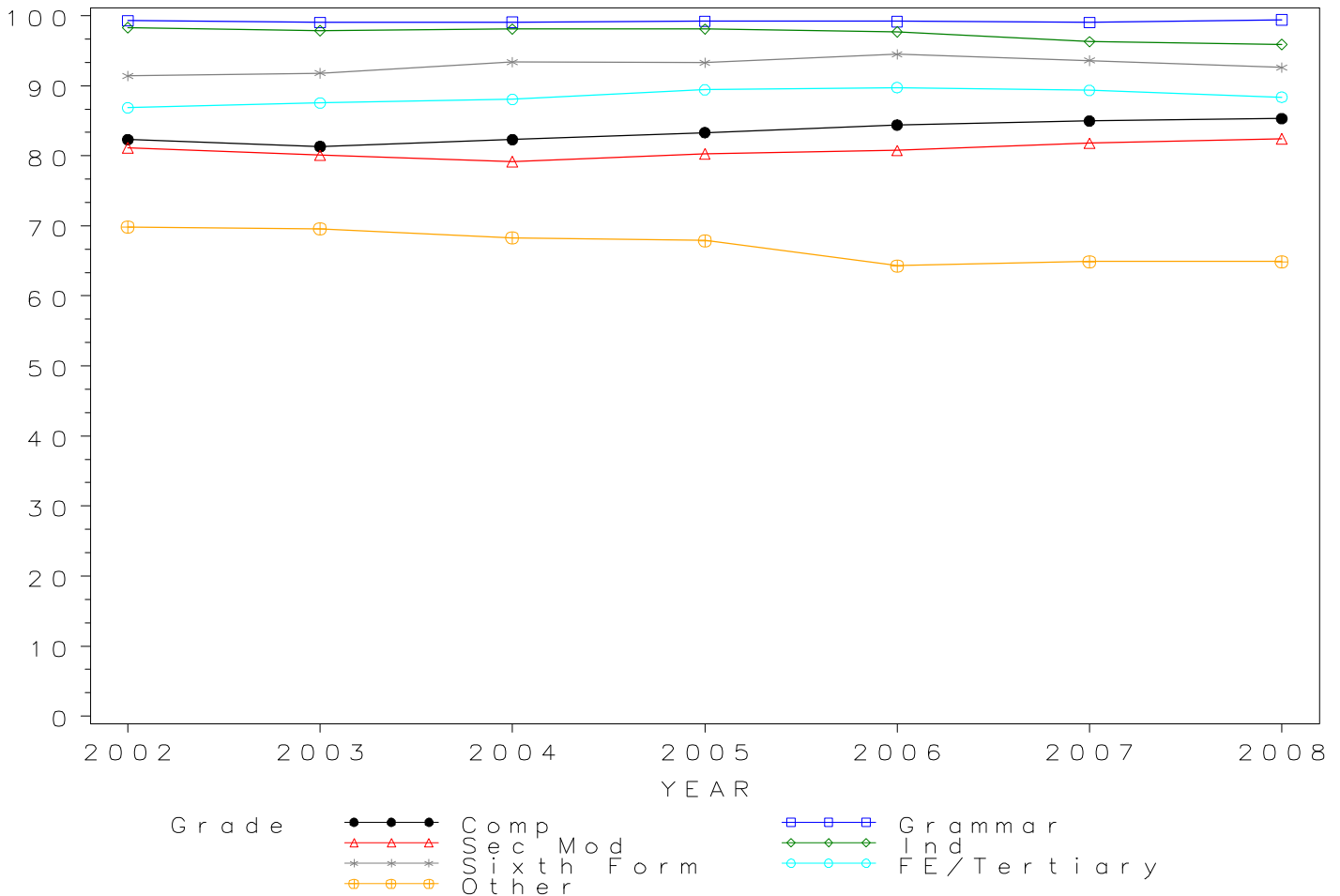
SCHTYPE	2002	2003	2004	2005	2006	2007	2008
Comprehensive	82.34	81.33	82.34	83.33	84.41	84.97	85.31
Grammar	99.29	99.05	99.09	99.23	99.19	99.04	99.43
Sec Mod	81.17	80.08	79.19	80.31	80.79	81.81	82.44
Independent	98.30	97.90	98.10	98.10	97.70	96.30	95.90
Sixth Form	91.40	91.80	93.40	93.30	94.50	93.60	92.60
FE/Tertiary	86.88	87.56	88.07	89.42	89.75	89.36	88.38
Other	69.80	69.60	68.30	67.90	64.30	64.90	64.90

*Cumulative Numbers*

SCHTYPE	2002	2003	2004	2005	2006	2007	2008
Comprehensive	441288	443721	468152	473110	489320	509146	504077
Grammar	33343	33253	34271	34661	34818	35802	35458
Sec Mod	28583	29230	30847	31341	31103	32566	32837
Independent	46186	45323	48235	46988	45110	41564	35024
Sixth Form	10875	10094	11728	11805	11910	11126	10758
FE/Tertiary	30544	27663	27403	27349	26937	26592	23924
Other	8448	8719	8289	9060	7552	7808	10585

**GCSE MATHEMATICS 2002–2008**

Cumulative % at Grade E by school type





*GCSE MATHEMATICS Grade F by school type 2002-2008  
Cumulative Percentages*

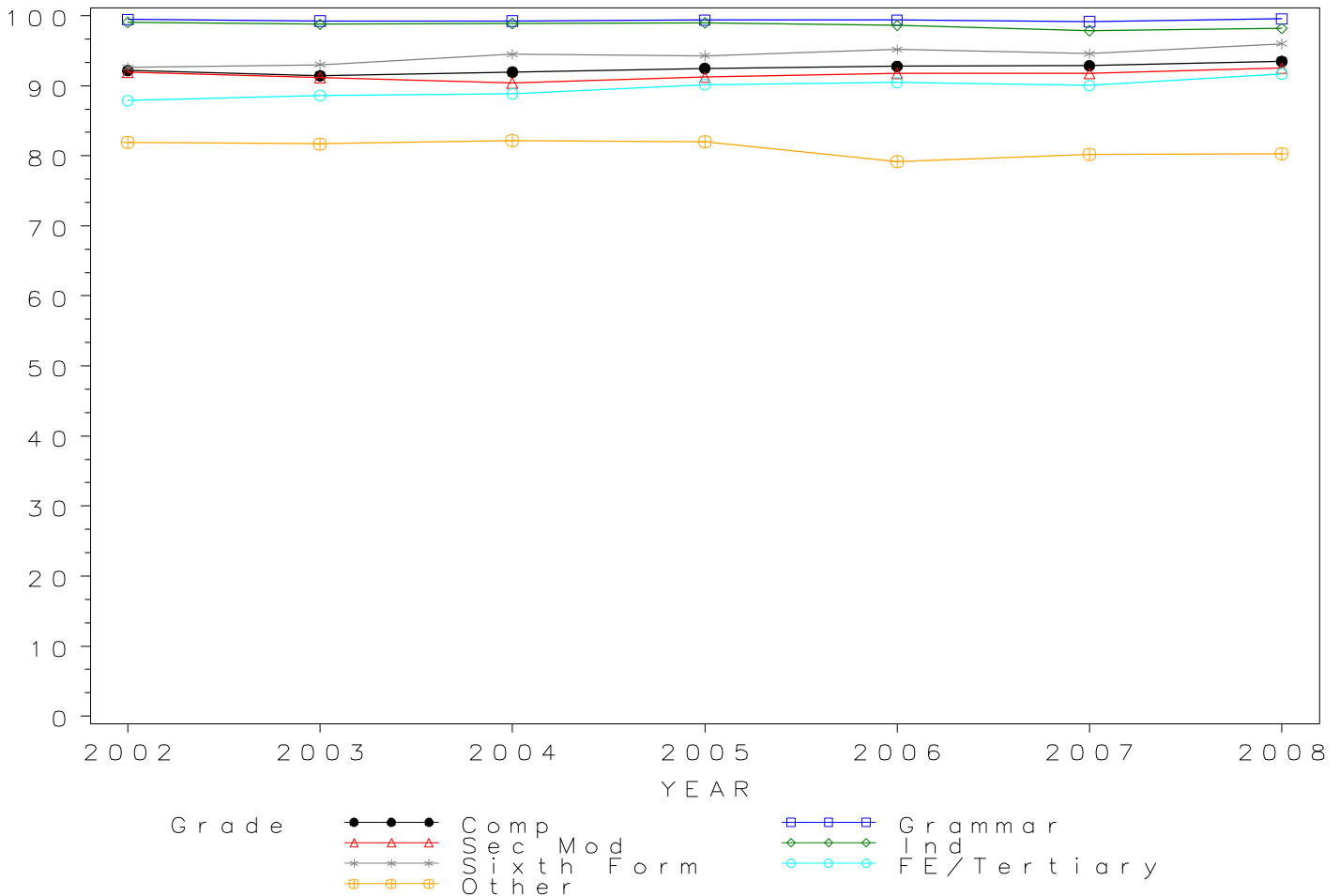
SCHTYPE	2002	2003	2004	2005	2006	2007	2008
Comprehensive	92.17	91.44	91.96	92.49	92.78	92.86	93.49
Grammar	99.46	99.25	99.25	99.39	99.39	99.17	99.57
Sec Mod	91.97	91.18	90.40	91.24	91.77	91.76	92.53
Independent	99.10	98.80	98.90	99.00	98.60	97.90	98.20
Sixth Form	92.60	93.00	94.50	94.30	95.20	94.60	96.00
FE/Tertiary	87.91	88.62	88.87	90.16	90.45	90.05	91.71
Other	81.90	81.70	82.20	82.00	79.20	80.20	80.30

*Cumulative Numbers*

SCHTYPE	2002	2003	2004	2005	2006	2007	2008
Comprehensive	493969	498907	522870	525148	537874	556406	552443
Grammar	33398	33320	34327	34718	34888	35851	35505
Sec Mod	32387	33281	35216	35609	35330	36528	36856
Independent	46562	45739	48628	47419	45526	42255	35864
Sixth Form	11018	10226	11866	11932	11998	11245	11153
FE/Tertiary	30908	27998	27652	27575	27146	26795	24824
Other	9912	10235	9976	10941	9302	9649	13097

**GCSE MATHEMATICS 2002–2008**

Cumulative % at Grade F by school type



*GCSE MATHEMATICS Grade G by school type 2002- 2008  
Cumulative Percentages*

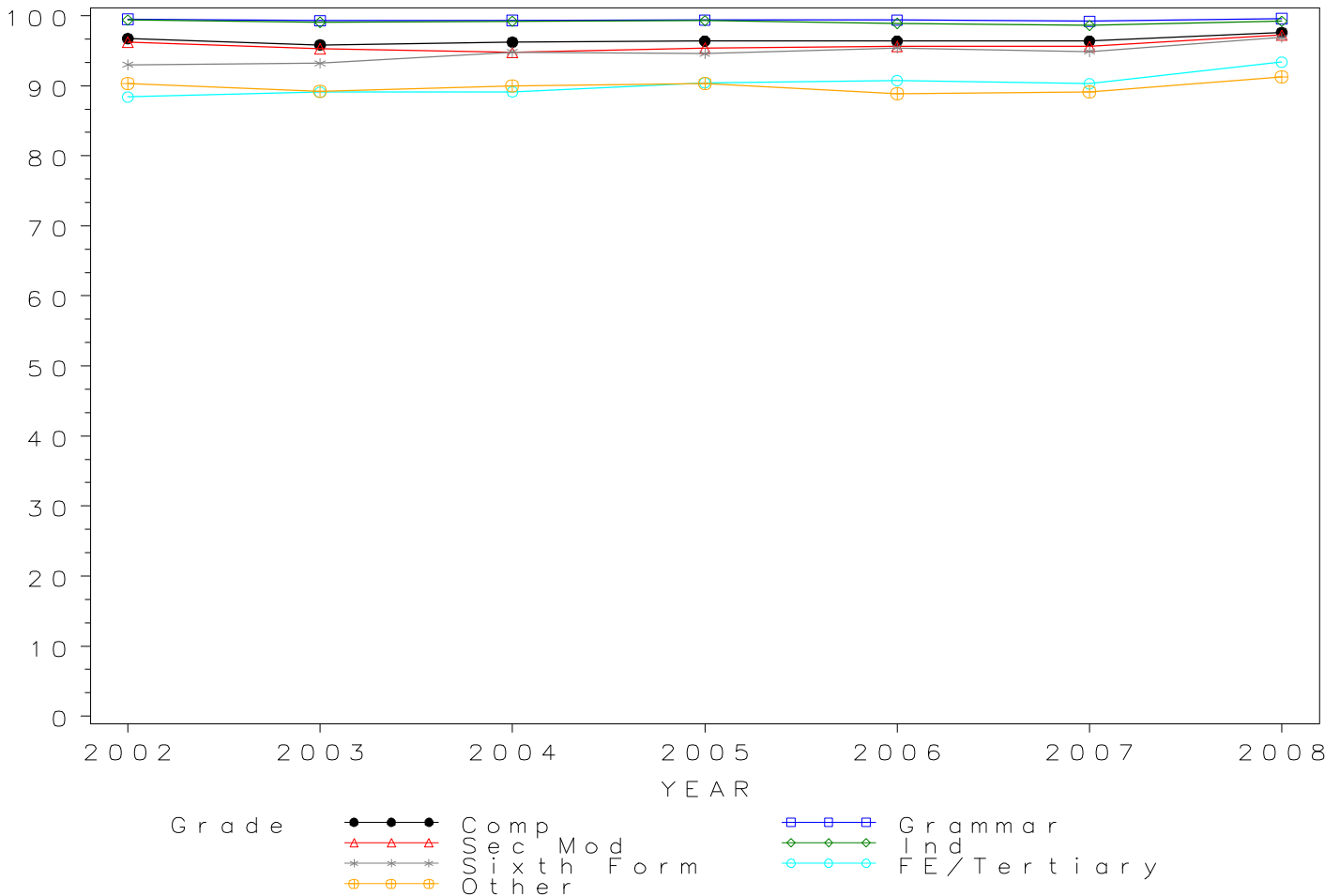
SCHTYPE	2002	2003	2004	2005	2006	2007	2008
Comprehensive	96.75	95.84	96.24	96.40	96.40	96.40	97.61
Grammar	99.53	99.28	99.36	99.39	99.39	99.20	99.60
Sec Mod	96.27	95.33	94.73	95.39	95.65	95.61	97.25
Independent	99.40	99.10	99.20	99.30	98.90	98.60	99.20
Sixth Form	93.00	93.20	94.80	94.60	95.40	94.90	96.90
FE/Tertiary	88.41	89.10	89.15	90.44	90.75	90.31	93.39
Other	90.30	89.20	90.00	90.30	88.90	89.10	91.30

*Cumulative Numbers*

SCHTYPE	2002	2003	2004	2005	2006	2007	2008
Comprehensive	518534	522892	547200	547329	558846	577641	576763
Grammar	33421	33330	34362	34718	34888	35862	35517
Sec Mod	33901	34797	36902	37228	36823	38062	38734
Independent	46703	45878	48776	47563	45664	42557	36229
Sixth Form	11065	10248	11904	11970	12023	11281	11258
FE/Tertiary	31084	28150	27739	27661	27236	26873	25279
Other	10929	11174	10922	12049	10441	10720	14891

**GCSE MATHEMATICS 2002–2008**

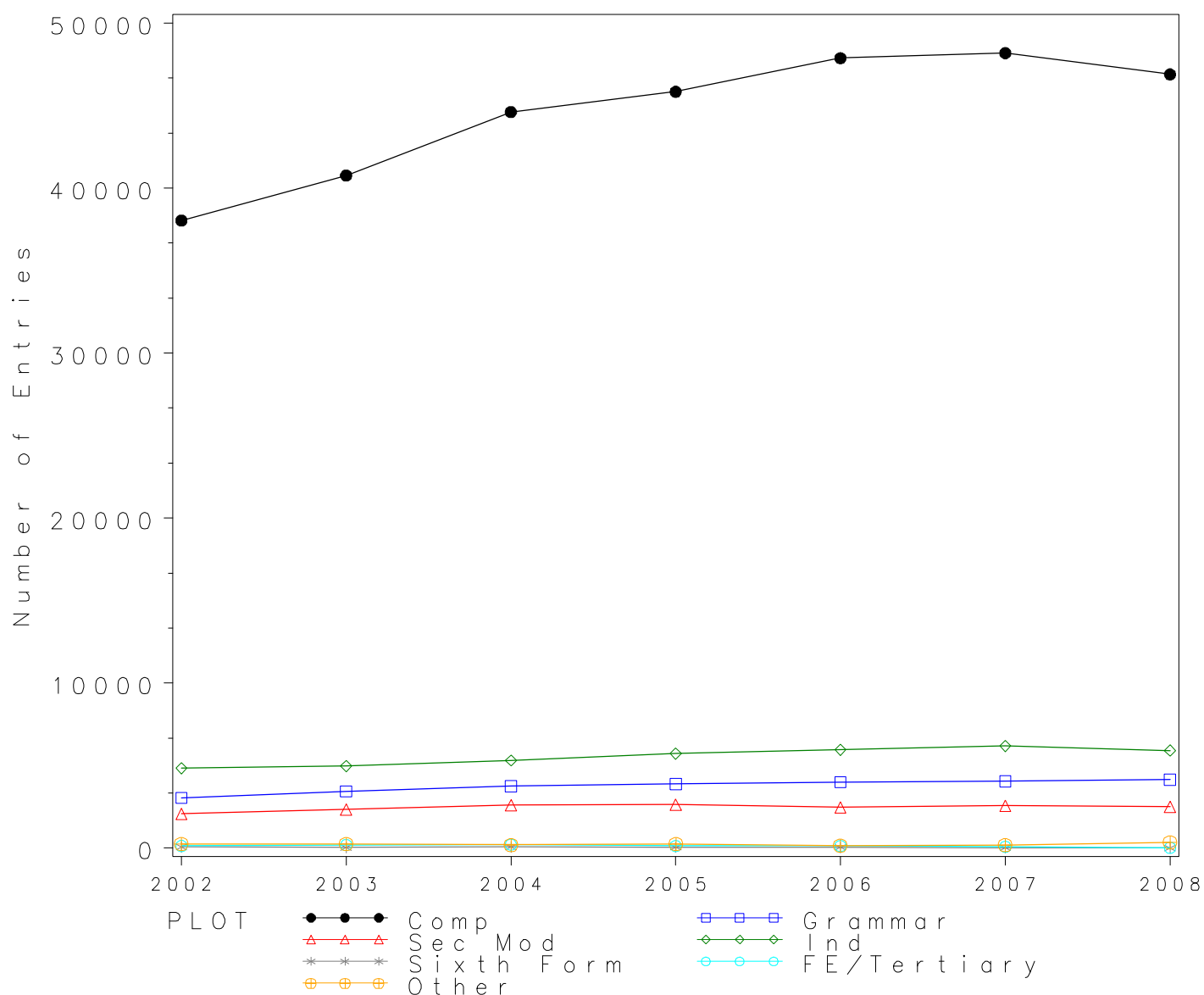
Cumulative % at Grade G by school type



*Numbers of GCSE entries in MUSIC by school type 2002- 2008*

SCHTYPE	2002	2003	2004	2005	2006	2007	2008
Comprehensive	38032	40764	44616	45841	47875	48180	46891
Grammar	3051	3441	3754	3886	4002	4054	4149
Sec Mod	2076	2332	2605	2628	2480	2567	2498
Independent	4837	4963	5321	5726	5954	6188	5914
Sixth Form	71	42	62	56	47	19	13
FE/Tertiary	131	179	209	129	129	76	26
Other	238	233	196	245	152	177	340

GCSE MUSIC Entries by school type 2002–2008



*GCSE MUSIC Grade A\* by school type 2002- 2008  
Cumulative Percentages*

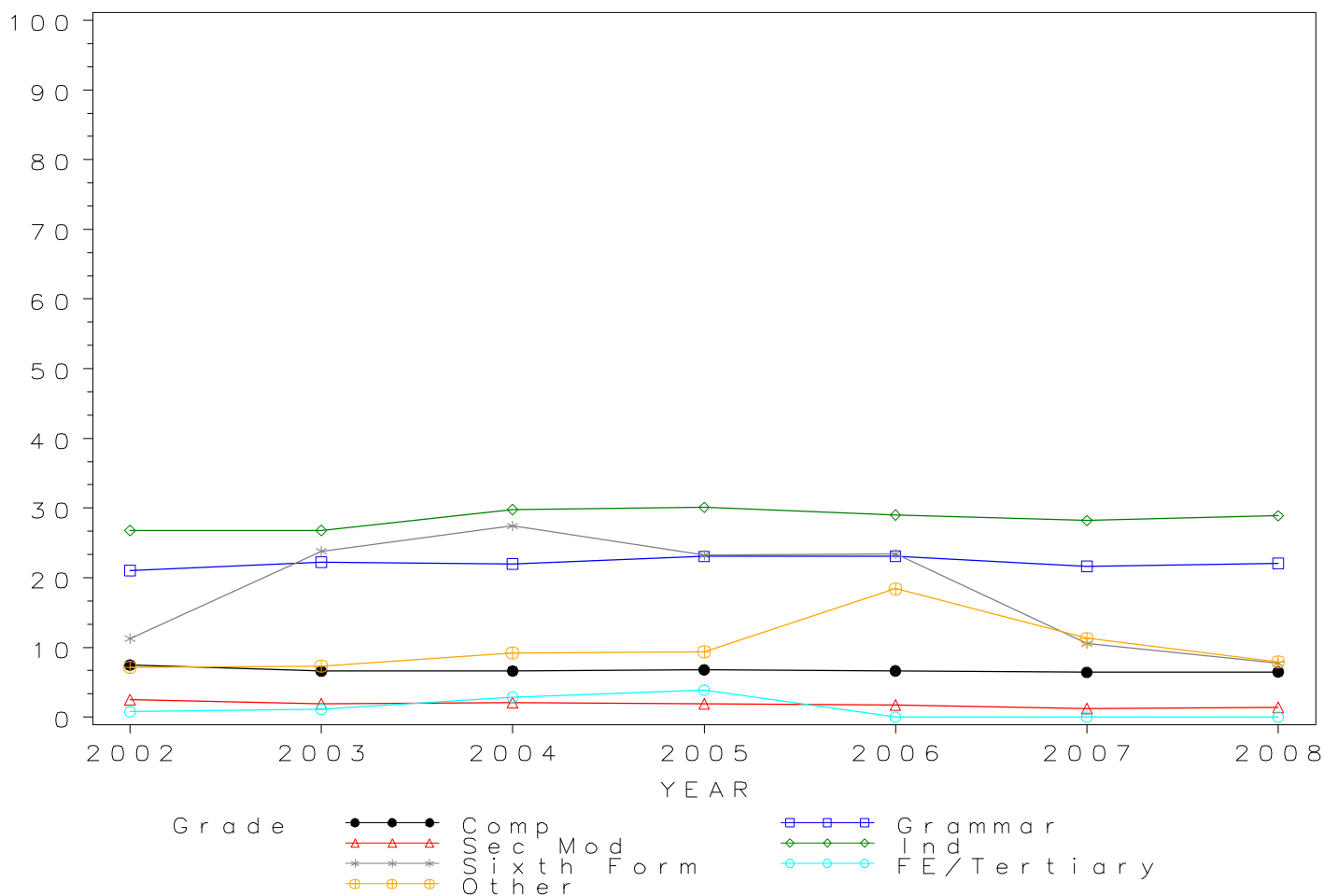
SCHTYPE	2002	2003	2004	2005	2006	2007	2008
Comprehensive	7.48	6.60	6.62	6.79	6.63	6.43	6.49
Grammar	21.04	22.23	21.98	23.06	23.09	21.63	22.05
Sec Mod	2.50	1.93	2.11	1.90	1.73	1.25	1.40
Independent	26.79	26.80	29.81	30.11	29.01	28.20	28.90
Sixth Form	11.27	23.81	27.42	23.21	23.40	10.53	7.69
FE/Tertiary	0.76	1.12	2.87	3.88	0.00	0.00	0.00
Other	7.14	7.30	9.18	9.39	18.42	11.30	7.94

*Cumulative Numbers*

SCHTYPE	2002	2003	2004	2005	2006	2007	2008
Comprehensive	2844	2692	2954	3112	3173	3096	3041
Grammar	642	765	825	896	924	877	915
Sec Mod	52	45	55	50	43	32	35
Independent	1296	1330	1586	1724	1727	1745	1709
Sixth Form	8	10	17	13	11	2	1
FE/Tertiary	1	2	6	5	0	0	0
Other	17	17	18	23	28	20	27

**GCSE MUSIC 2002—2008**

Cumulative % at Grade A\* by school type



*GCSE MUSIC Grade A by school type 2002- 2008  
Cumulative Percentages*

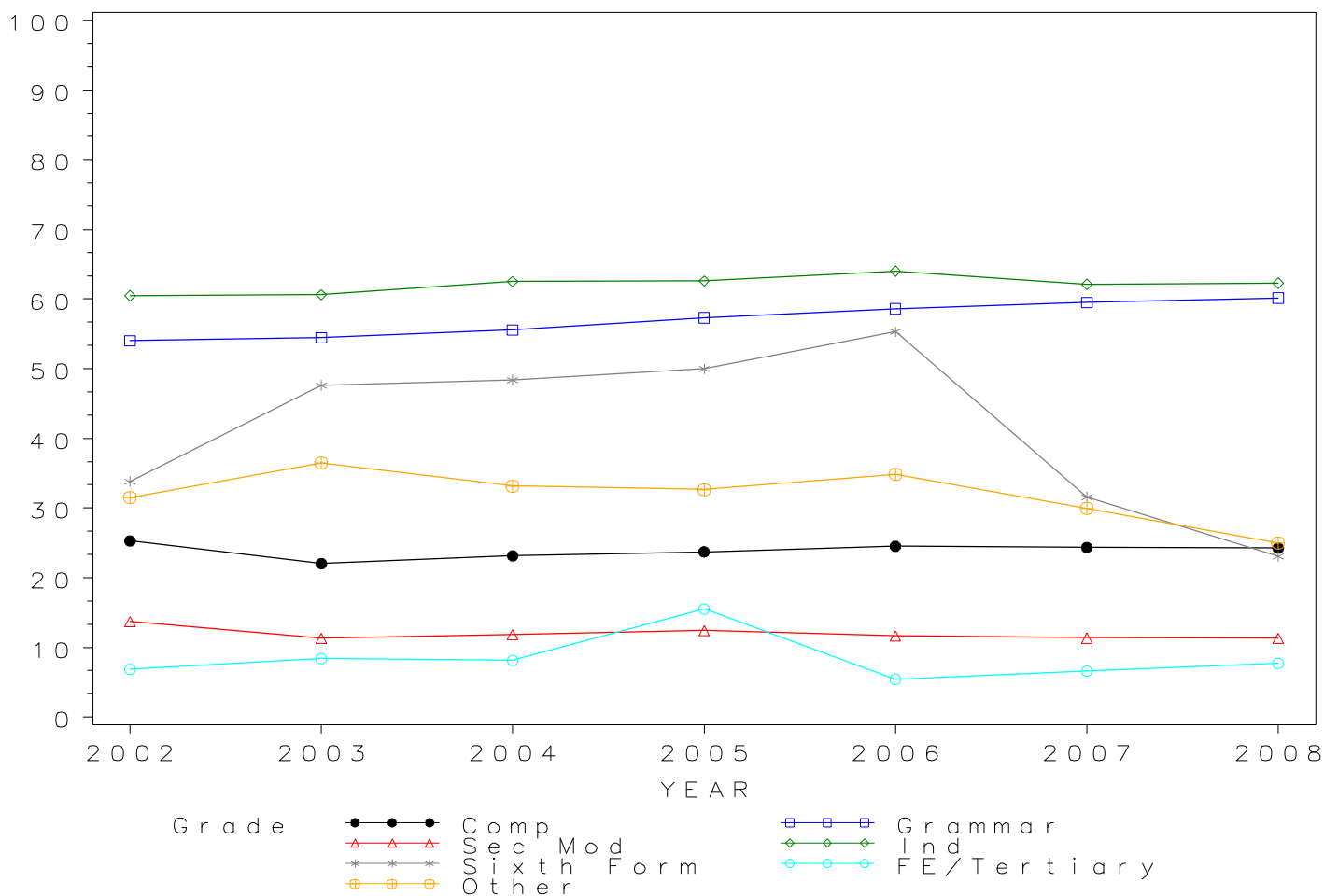
SCHTYPE	2002	2003	2004	2005	2006	2007	2008
Comprehensive	25.29	22.02	23.13	23.72	24.53	24.35	24.28
Grammar	54.02	54.46	55.54	57.31	58.60	59.52	60.16
Sec Mod	13.73	11.32	11.82	12.44	11.65	11.38	11.33
Independent	60.49	60.61	62.51	62.59	64.01	62.10	62.29
Sixth Form	33.80	47.62	48.39	50.00	55.32	31.58	23.08
FE/Tertiary	6.87	8.38	8.13	15.50	5.43	6.58	7.69
Other	31.51	36.48	33.16	32.65	34.87	29.94	25.00

*Cumulative Numbers*

SCHTYPE	2002	2003	2004	2005	2006	2007	2008
Comprehensive	9619	8976	10319	10874	11742	11734	11383
Grammar	1648	1874	2085	2227	2345	2413	2496
Sec Mod	285	264	308	327	289	292	283
Independent	2926	3008	3326	3584	3811	3843	3684
Sixth Form	24	20	30	28	26	6	3
FE/Tertiary	9	15	17	20	7	5	2
Other	75	85	65	80	53	53	85

**GCSE MUSIC 2002—2008**

Cumulative % at Grade A by school type



*GCSE MUSIC Grade B by school type 2002- 2008  
Cumulative Percentages*

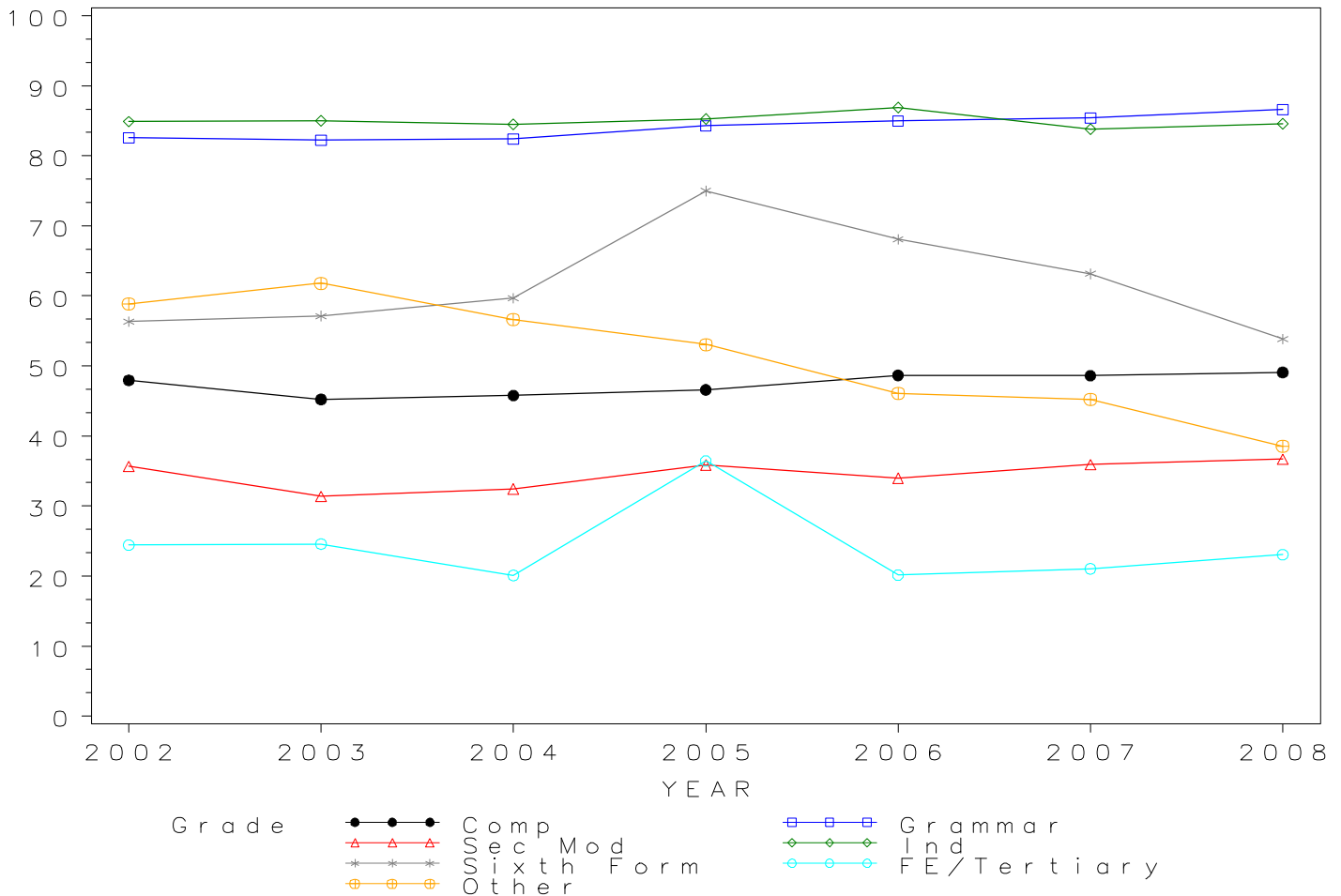
SCHTYPE	2002	2003	2004	2005	2006	2007	2008
Comprehensive	47.96	45.22	45.78	46.59	48.66	48.60	49.08
Grammar	82.56	82.24	82.39	84.30	84.98	85.40	86.60
Sec Mod	35.65	31.39	32.44	35.88	33.99	35.92	36.71
Independent	84.91	85.01	84.50	85.30	86.90	83.81	84.60
Sixth Form	56.34	57.14	59.68	75.00	68.09	63.16	53.85
FE/Tertiary	24.43	24.58	20.10	36.43	20.16	21.05	23.08
Other	58.82	61.80	56.63	53.06	46.05	45.20	38.53

*Cumulative Numbers*

SCHTYPE	2002	2003	2004	2005	2006	2007	2008
Comprehensive	18240	18434	20424	21357	23298	23414	23013
Grammar	2519	2830	3093	3276	3401	3462	3593
Sec Mod	740	732	845	943	843	922	917
Independent	4107	4219	4496	4884	5174	5186	5003
Sixth Form	40	24	37	42	32	12	7
FE/Tertiary	32	44	42	47	26	16	6
Other	140	144	111	130	70	80	131

**GCSE MUSIC 2002—2008**

Cumulative % at Grade B by school type



*GCSE MUSIC Grade C by school type 2002- 2008  
Cumulative Percentages*

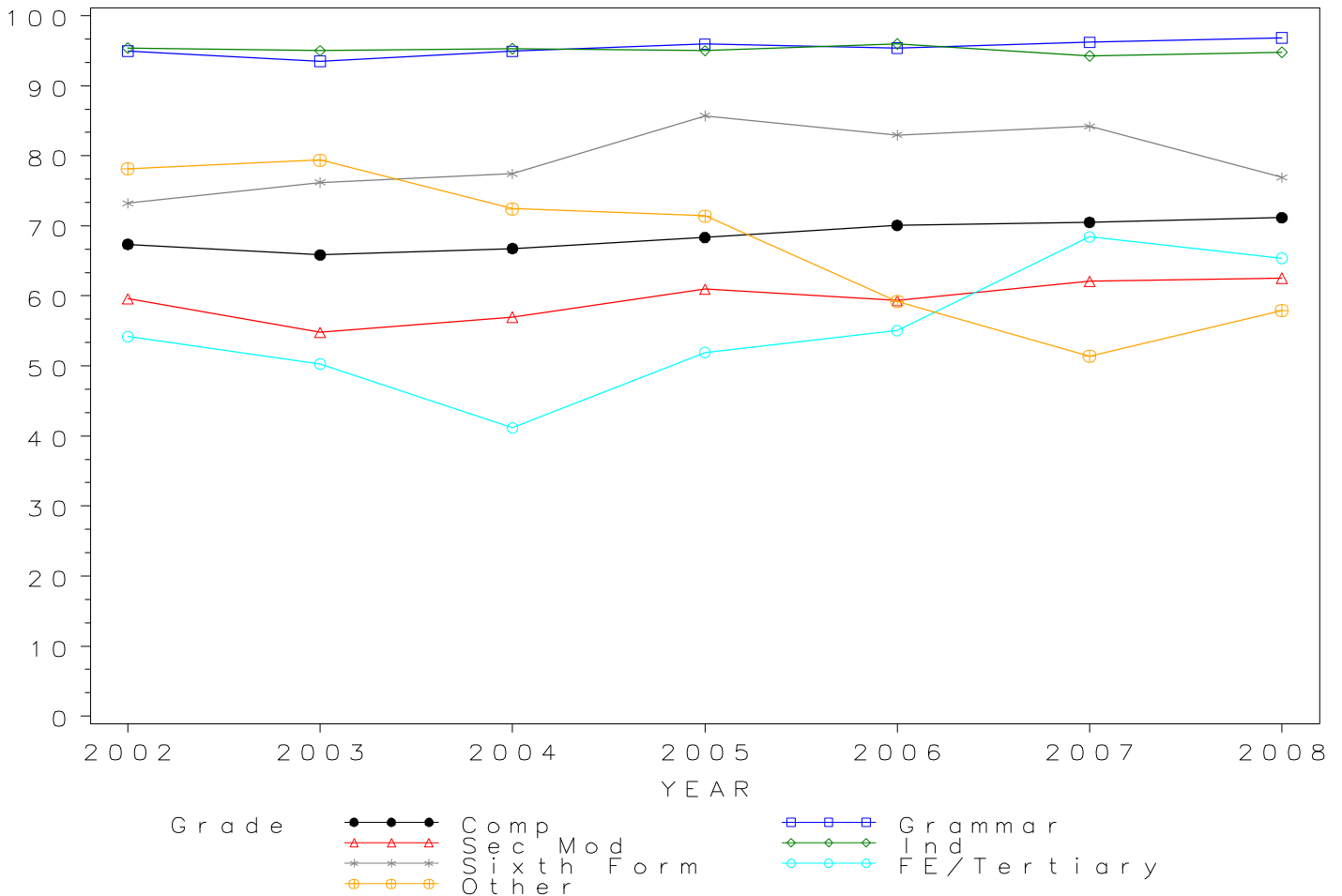
SCHTYPE	2002	2003	2004	2005	2006	2007	2008
Comprehensive	67.36	65.86	66.77	68.33	70.08	70.51	71.18
Grammar	94.99	93.52	94.91	95.96	95.40	96.23	96.87
Sec Mod	59.59	54.80	56.97	60.96	59.31	62.10	62.57
Independent	95.39	95.00	95.30	95.01	96.00	94.30	94.79
Sixth Form	73.24	76.19	77.42	85.71	82.98	84.21	76.92
FE/Tertiary	54.20	50.28	41.15	51.94	55.04	68.42	65.38
Other	78.15	79.40	72.45	71.43	59.21	51.41	57.94

*Cumulative Numbers*

SCHTYPE	2002	2003	2004	2005	2006	2007	2008
Comprehensive	25620	26849	29789	31321	33552	33972	33375
Grammar	2898	3218	3563	3729	3818	3901	4019
Sec Mod	1237	1278	1484	1602	1471	1594	1563
Independent	4614	4715	5071	5440	5716	5835	5606
Sixth Form	52	32	48	48	39	16	10
FE/Tertiary	71	90	86	67	71	52	17
Other	186	185	142	175	90	91	197

**GCSE MUSIC 2002—2008**

Cumulative % at Grade C by school type



*GCSE MUSIC Grade D by school type 2002- 2008  
Cumulative Percentages*

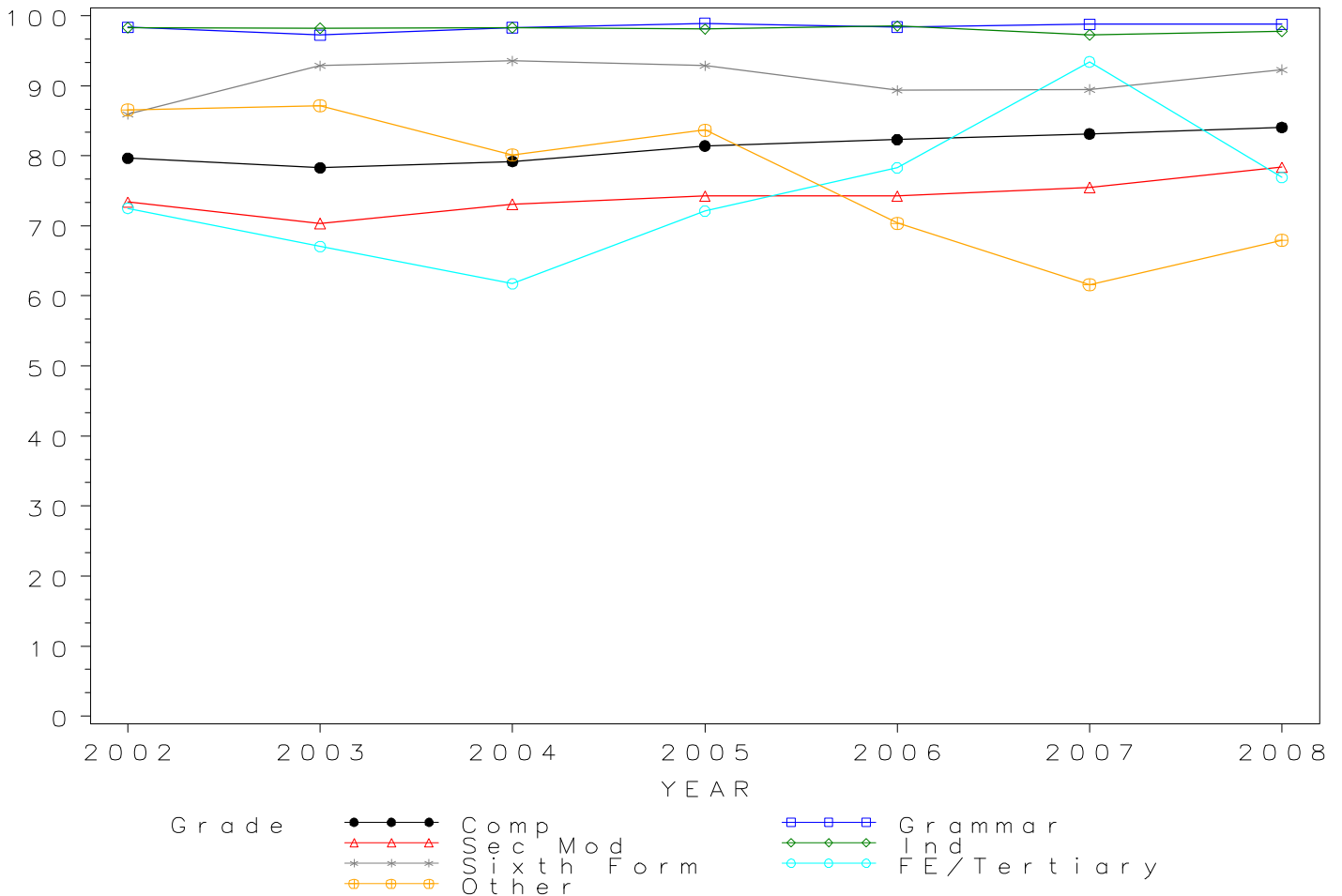
SCHTYPE	2002	2003	2004	2005	2006	2007	2008
Comprehensive	79.65	78.27	79.20	81.41	82.32	83.12	84.06
Grammar	98.36	97.24	98.32	98.92	98.38	98.77	98.79
Sec Mod	73.41	70.37	73.09	74.24	74.27	75.50	78.38
Independent	98.30	98.21	98.31	98.10	98.51	97.30	97.80
Sixth Form	85.92	92.86	93.55	92.86	89.36	89.47	92.31
FE/Tertiary	72.52	67.04	61.72	72.09	78.29	93.42	76.92
Other	86.55	87.12	80.10	83.67	70.39	61.58	67.94

*Cumulative Numbers*

SCHTYPE	2002	2003	2004	2005	2006	2007	2008
Comprehensive	30292	31905	35336	37319	39412	40049	39416
Grammar	3001	3346	3691	3844	3937	4004	4099
Sec Mod	1524	1641	1904	1951	1842	1938	1958
Independent	4755	4874	5231	5617	5865	6021	5784
Sixth Form	61	39	58	52	42	17	12
FE/Tertiary	95	120	129	93	101	71	20
Other	206	203	157	205	107	109	231

**GCSE MUSIC 2002—2008**

Cumulative % at Grade D by school type





*GCSE MUSIC Grade E by school type 2002- 2008  
Cumulative Percentages*

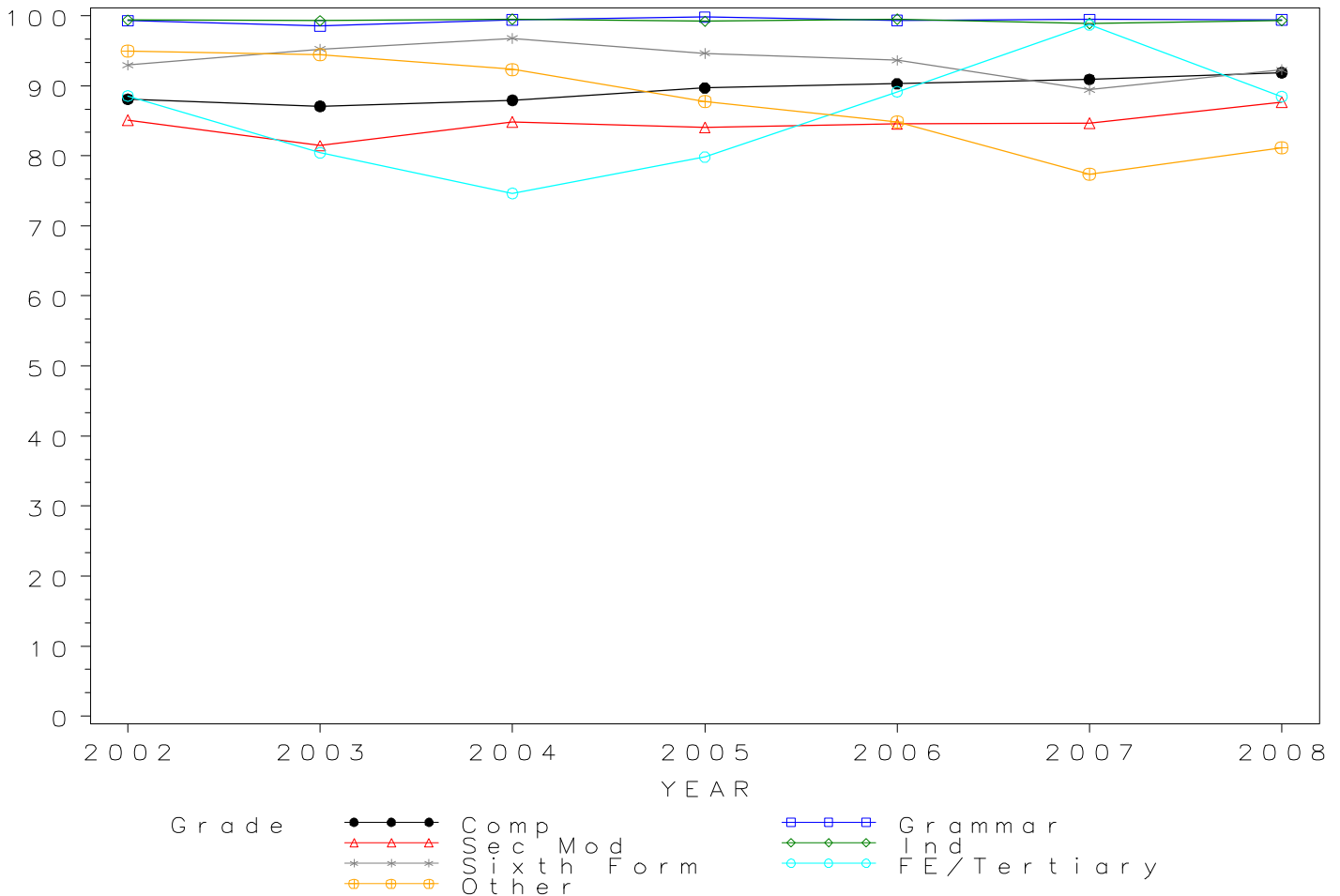
SCHTYPE	2002	2003	2004	2005	2006	2007	2008
Comprehensive	88.09	87.07	87.94	89.68	90.29	90.92	91.88
Grammar	99.28	98.58	99.44	99.79	99.33	99.48	99.45
Sec Mod	85.12	81.48	84.84	84.09	84.56	84.69	87.67
Independent	99.40	99.29	99.49	99.20	99.50	98.90	99.31
Sixth Form	92.96	95.24	96.77	94.64	93.62	89.47	92.31
FE/Tertiary	88.55	80.45	74.64	79.84	89.15	98.68	88.46
Other	94.96	94.42	92.35	87.76	84.87	77.40	81.18

*Cumulative Numbers*

SCHTYPE	2002	2003	2004	2005	2006	2007	2008
Comprehensive	33502	35494	39234	41110	43228	43806	43085
Grammar	3029	3392	3733	3878	3975	4033	4126
Sec Mod	1767	1900	2210	2210	2097	2174	2190
Independent	4808	4928	5294	5680	5924	6120	5873
Sixth Form	66	40	60	53	44	17	12
FE/Tertiary	116	144	156	103	115	75	23
Other	226	220	181	215	129	137	276

**GCSE MUSIC 2002—2008**

Cumulative % at Grade E by school type



*GCSE MUSIC Grade F by school type 2002- 2008  
Cumulative Percentages*

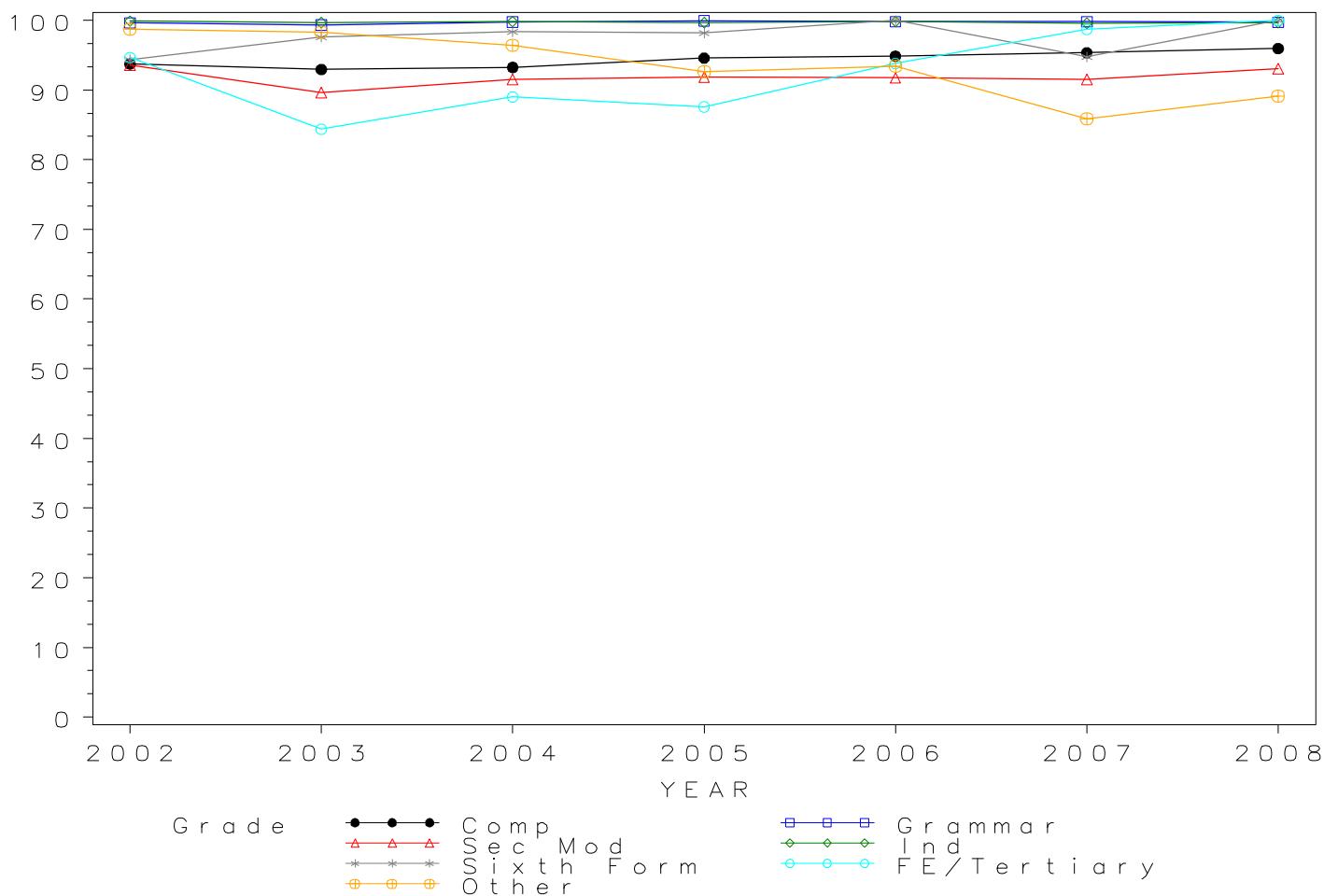
SCHTYPE	2002	2003	2004	2005	2006	2007	2008
Comprehensive	93.74	92.96	93.24	94.57	94.87	95.37	95.94
Grammar	99.64	99.36	99.76	99.92	99.80	99.80	99.71
Sec Mod	93.59	89.67	91.52	91.89	91.73	91.55	93.07
Independent	99.90	99.70	99.79	99.70	99.80	99.60	99.70
Sixth Form	94.37	97.62	98.39	98.21	100.00	94.74	100.00
FE/Tertiary	94.66	84.36	89.00	87.60	93.80	98.68	100.00
Other	98.74	98.28	96.43	92.65	93.42	85.88	89.12

*Cumulative Numbers*

SCHTYPE	2002	2003	2004	2005	2006	2007	2008
Comprehensive	35653	37893	41601	43351	45417	45948	44986
Grammar	3040	3419	3745	3883	3994	4046	4137
Sec Mod	1943	2091	2384	2415	2275	2350	2325
Independent	4832	4948	5310	5709	5942	6163	5896
Sixth Form	67	41	61	55	47	18	13
FE/Tertiary	124	151	186	113	121	75	26
Other	235	229	189	227	142	152	303

**GCSE MUSIC 2002—2008**

Cumulative % at Grade F by school type



*GCSE MUSIC Grade G by school type 2002- 2008  
Cumulative Percentages*

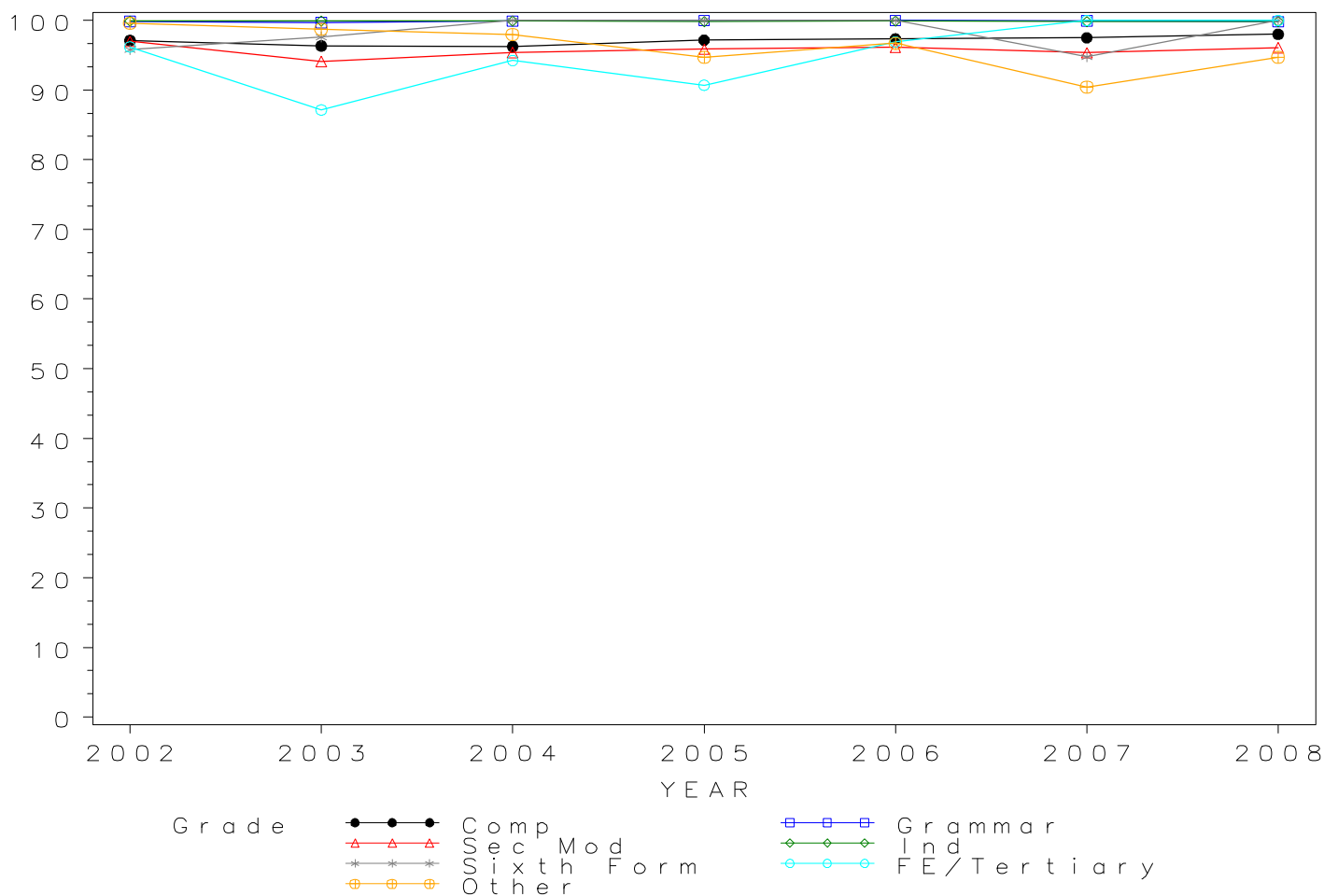
SCHTYPE	2002	2003	2004	2005	2006	2007	2008
Comprehensive	97.11	96.34	96.25	97.16	97.35	97.50	97.99
Grammar	99.84	99.68	99.89	99.97	99.98	99.93	99.83
Sec Mod	96.97	94.13	95.39	95.85	96.17	95.36	96.08
Independent	99.90	99.90	99.91	99.81	99.90	99.81	99.80
Sixth Form	95.77	97.62	100.00	100.00	100.00	94.74	100.00
FE/Tertiary	96.18	87.15	94.26	90.70	96.90	100.00	100.00
Other	99.58	98.71	97.96	94.69	96.71	90.40	94.71

*Cumulative Numbers*

SCHTYPE	2002	2003	2004	2005	2006	2007	2008
Comprehensive	36931	39270	42942	44538	46606	46974	45949
Grammar	3046	3430	3750	3885	4001	4051	4142
Sec Mod	2013	2195	2485	2519	2385	2448	2400
Independent	4832	4958	5316	5715	5948	6176	5902
Sixth Form	68	41	62	56	47	18	13
FE/Tertiary	126	156	197	117	125	76	26
Other	237	230	192	232	147	160	322

**GCSE MUSIC 2002—2008**

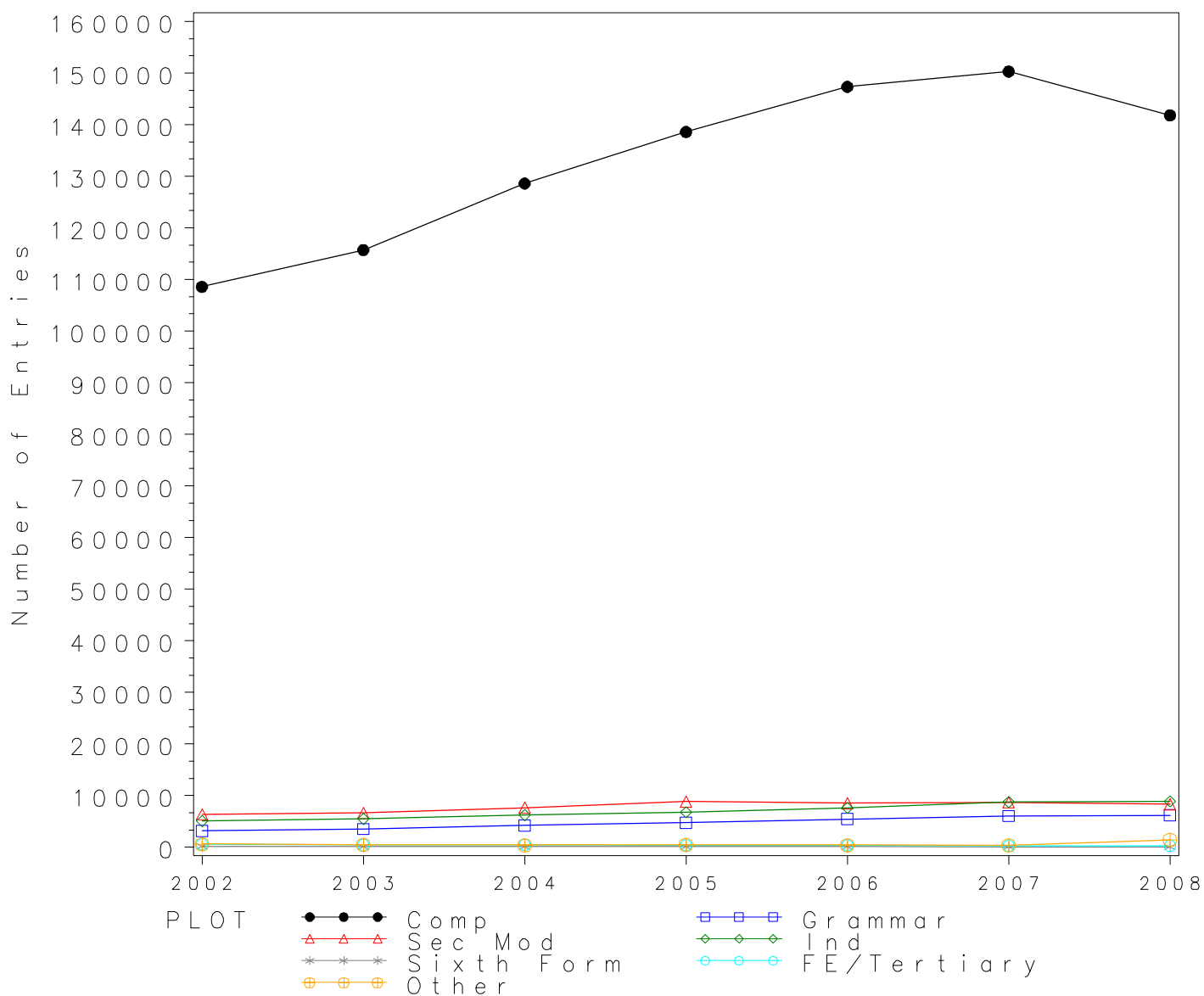
Cumulative % at Grade G by school type



*Numbers of GCSE entries in PE/SPORT by school type 2002- 2008*

SCHTYPE	2002	2003	2004	2005	2006	2007	2008
Comprehensive	108589	115697	128599	138588	147329	150293	141788
Grammar	3175	3555	4200	4745	5454	6070	6191
Sec Mod	6386	6630	7664	8837	8549	8693	8314
Independent	5040	5468	6234	6804	7656	8723	8892
Sixth Form	192	147	126	133	135	79	63
FE/Tertiary	576	469	475	377	395	259	265
Other	627	438	423	454	423	383	1417

GCSE PE/SPORT Entries by school type 2002–2008



*GCSE PE/SPORT Grade A\* by school type 2002-2008  
Cumulative Percentages*

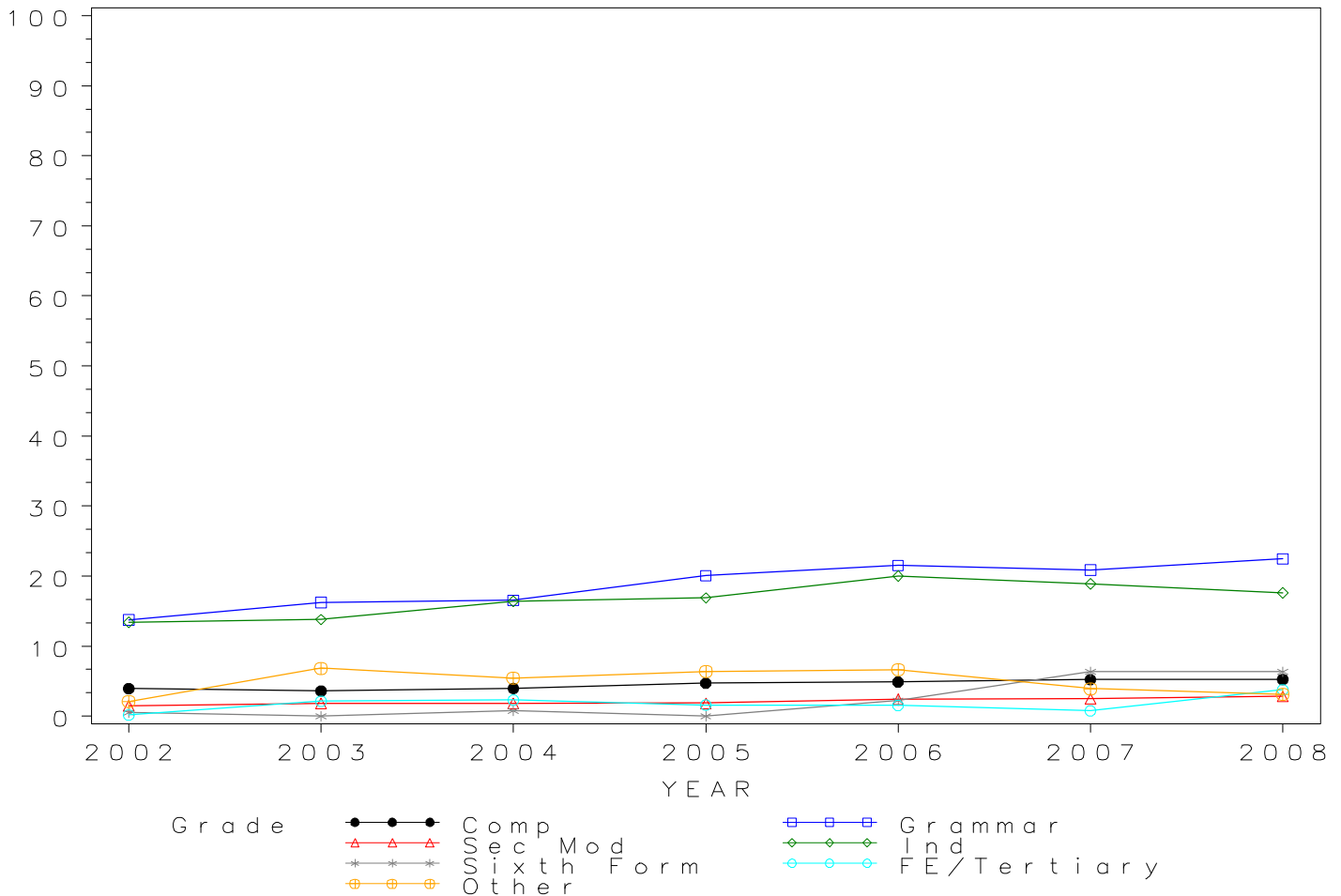
SCHTYPE	2002	2003	2004	2005	2006	2007	2008
Comprehensive	3.94	3.60	3.96	4.70	4.88	5.22	5.25
Grammar	13.76	16.23	16.55	20.04	21.53	20.89	22.47
Sec Mod	1.50	1.84	1.83	1.86	2.43	2.47	2.80
Independent	13.39	13.81	16.39	16.90	20.00	18.90	17.60
Sixth Form	0.52	0.00	0.79	0.00	2.22	6.33	6.35
FE/Tertiary	0.17	2.13	2.32	1.59	1.52	0.77	3.77
Other	2.07	6.85	5.44	6.39	6.62	3.92	3.11

*Cumulative Numbers*

SCHTYPE	2002	2003	2004	2005	2006	2007	2008
Comprehensive	4280	4161	5089	6514	7196	7840	7441
Grammar	437	577	695	951	1174	1268	1391
Sec Mod	96	122	140	164	208	215	233
Independent	675	755	1022	1150	1531	1649	1565
Sixth Form	1	0	1	0	3	5	4
FE/Tertiary	1	10	11	6	6	2	10
Other	13	30	23	29	28	15	44

**GCSE PE/SPORT 2002–2008**

Cumulative % at Grade A\* by school type



*GCSE PE/SPORT Grade A by school type 2002- 2008  
Cumulative Percentages*

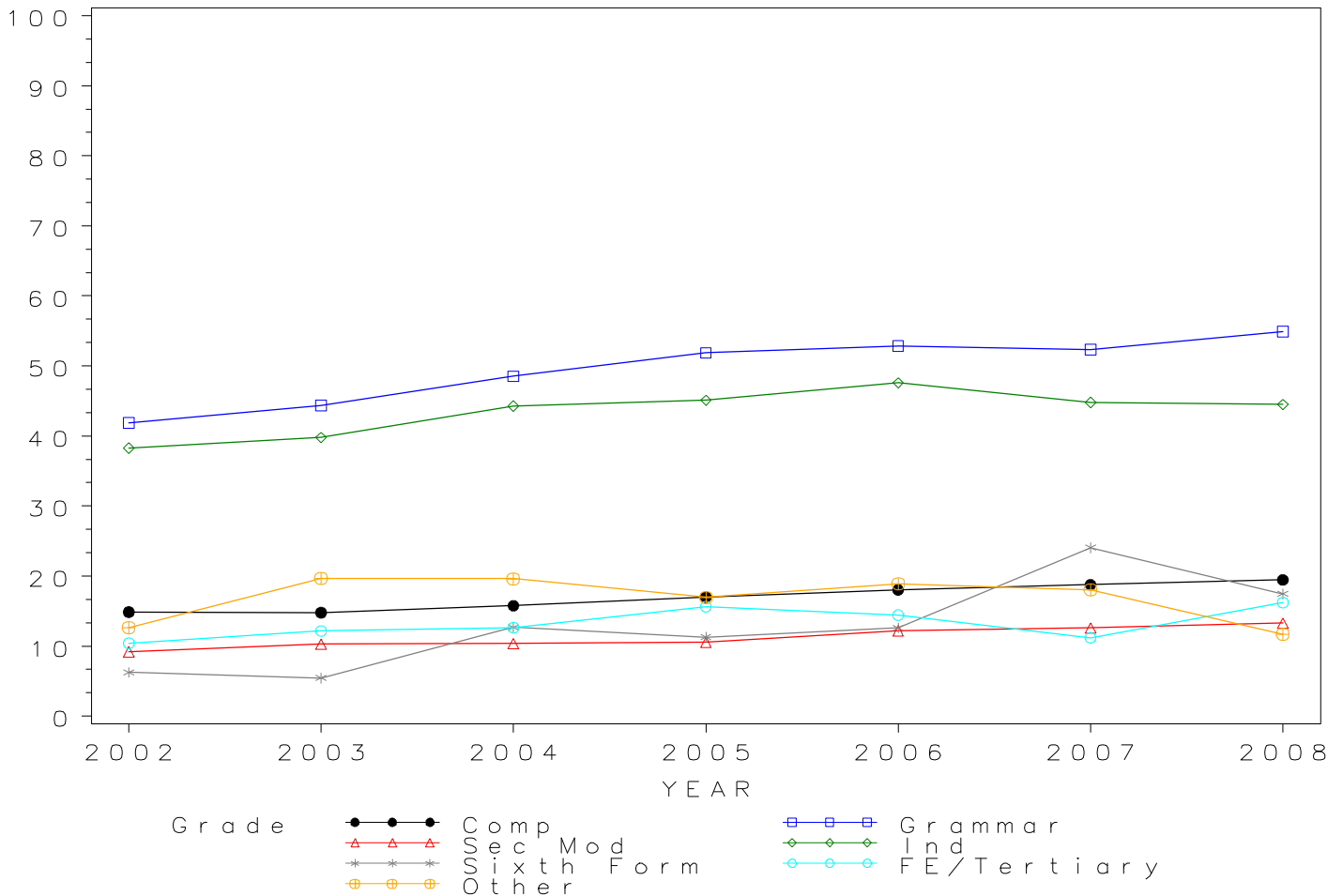
SCHTYPE	2002	2003	2004	2005	2006	2007	2008
Comprehensive	14.87	14.79	15.78	17.00	18.04	18.79	19.45
Grammar	41.89	44.36	48.55	51.87	52.88	52.36	54.92
Sec Mod	9.22	10.29	10.35	10.57	12.21	12.60	13.29
Independent	38.29	39.80	44.31	45.11	47.60	44.80	44.50
Sixth Form	6.25	5.44	12.70	11.28	12.59	24.05	17.46
FE/Tertiary	10.42	12.15	12.63	15.65	14.43	11.20	16.23
Other	12.60	19.63	19.62	16.96	18.91	18.02	11.71

*Cumulative Numbers*

SCHTYPE	2002	2003	2004	2005	2006	2007	2008
Comprehensive	16142	17114	20298	23558	26576	28238	27571
Grammar	1330	1577	2039	2461	2884	3178	3400
Sec Mod	589	682	793	934	1044	1095	1105
Independent	1930	2176	2762	3069	3644	3908	3957
Sixth Form	12	8	16	15	17	19	11
FE/Tertiary	60	57	60	59	57	29	43
Other	79	86	83	77	80	69	166

**GCSE PE/SPORT 2002—2008**

Cumulative % at Grade A by school type



*GCSE PE/SPORT Grade B by school type 2002- 2008  
Cumulative Percentages*

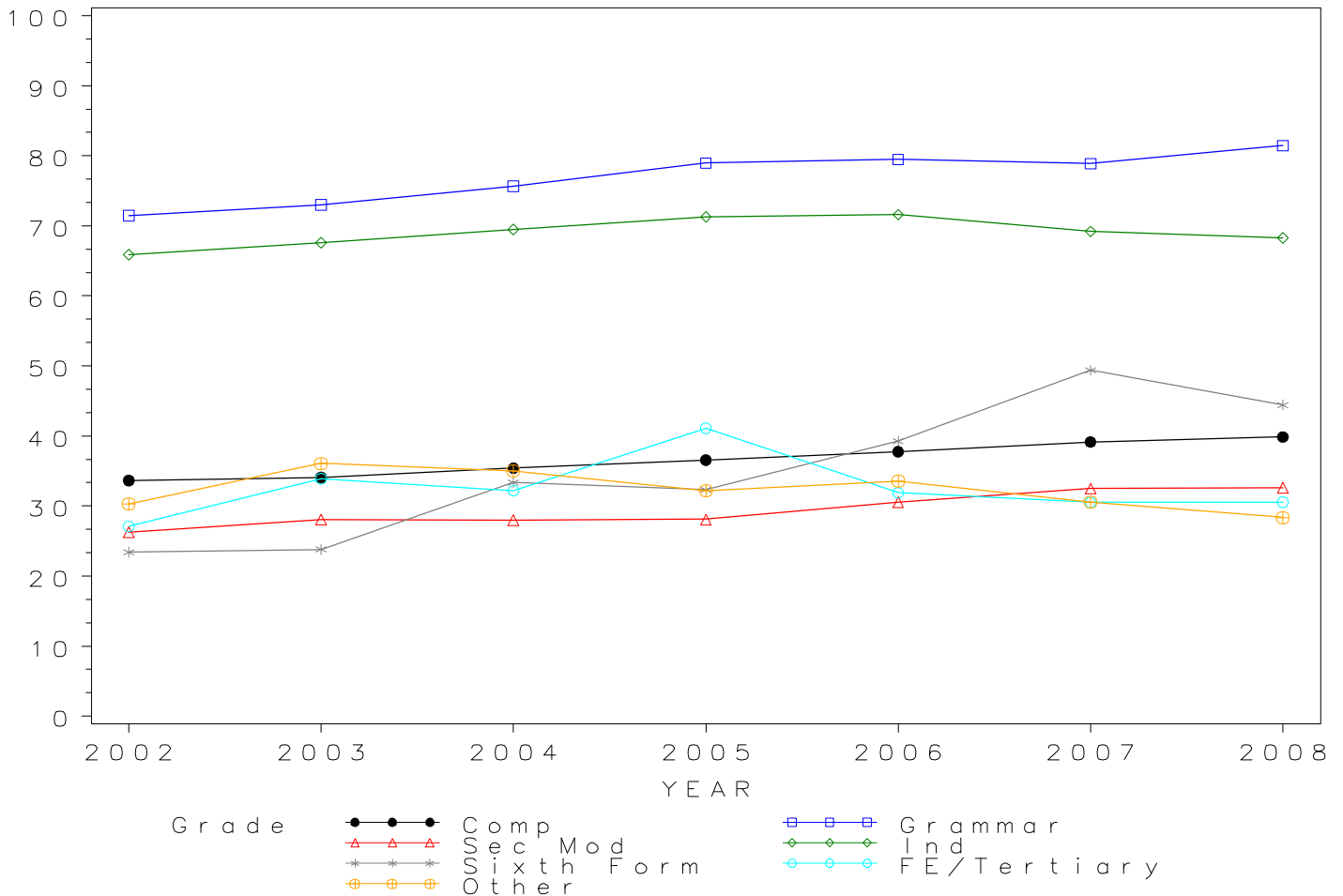
SCHTYPE	2002	2003	2004	2005	2006	2007	2008
Comprehensive	33.66	34.08	35.40	36.57	37.76	39.15	39.89
Grammar	71.46	73.00	75.69	78.99	79.50	78.88	81.47
Sec Mod	26.28	28.05	28.00	28.10	30.55	32.50	32.61
Independent	65.89	67.59	69.51	71.30	71.60	69.20	68.30
Sixth Form	23.44	23.81	33.33	32.33	39.26	49.37	44.44
FE/Tertiary	27.08	33.90	32.21	41.11	31.90	30.50	30.57
Other	30.30	36.07	34.99	32.16	33.57	30.55	28.37

*Cumulative Numbers*

SCHTYPE	2002	2003	2004	2005	2006	2007	2008
Comprehensive	36546	39430	45520	50676	55636	58841	56555
Grammar	2269	2595	3179	3748	4336	4788	5044
Sec Mod	1678	1860	2146	2483	2612	2825	2711
Independent	3321	3696	4333	4851	5482	6036	6073
Sixth Form	45	35	42	43	53	39	28
FE/Tertiary	156	159	153	155	126	79	81
Other	190	158	148	146	142	117	402

**GCSE PE/SPORT 2002—2008**

Cumulative % at Grade B by school type



*GCSE PE/SPORT Grade C by school type 2002- 2008  
Cumulative Percentages*

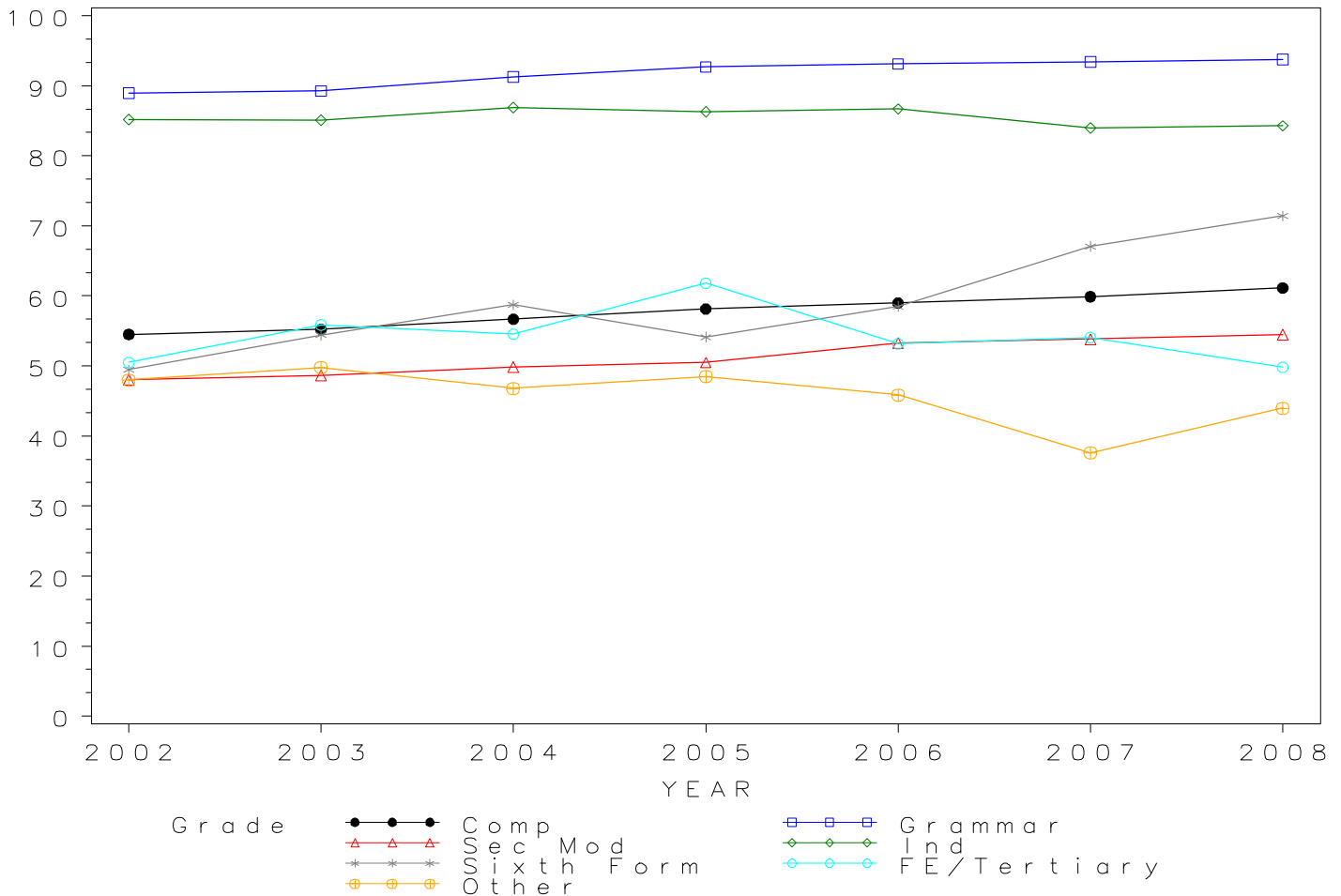
SCHTYPE	2002	2003	2004	2005	2006	2007	2008
Comprehensive	54.51	55.23	56.68	58.12	58.98	59.89	61.15
Grammar	88.98	89.28	91.29	92.71	93.11	93.44	93.77
Sec Mod	48.06	48.67	49.84	50.49	53.30	53.82	54.50
Independent	85.20	85.10	86.89	86.30	86.70	84.00	84.30
Sixth Form	49.48	54.42	58.73	54.14	58.52	67.09	71.43
FE/Tertiary	50.52	55.86	54.53	61.80	53.16	54.05	49.81
Other	48.01	49.77	46.81	48.46	45.86	37.60	43.97

*Cumulative Numbers*

SCHTYPE	2002	2003	2004	2005	2006	2007	2008
Comprehensive	59189	63901	72893	80548	86888	90017	86700
Grammar	2825	3174	3834	4399	5078	5672	5805
Sec Mod	3069	3227	3820	4462	4557	4679	4531
Independent	4294	4653	5417	5872	6638	7327	7496
Sixth Form	95	80	74	72	79	53	45
FE/Tertiary	291	262	259	233	210	140	132
Other	301	218	198	220	194	144	623

**GCSE PE/SPORT 2002—2008**

Cumulative % at Grade C by school type





*GCSE PE/SPORT Grade D by school type 2002- 2008  
Cumulative Percentages*

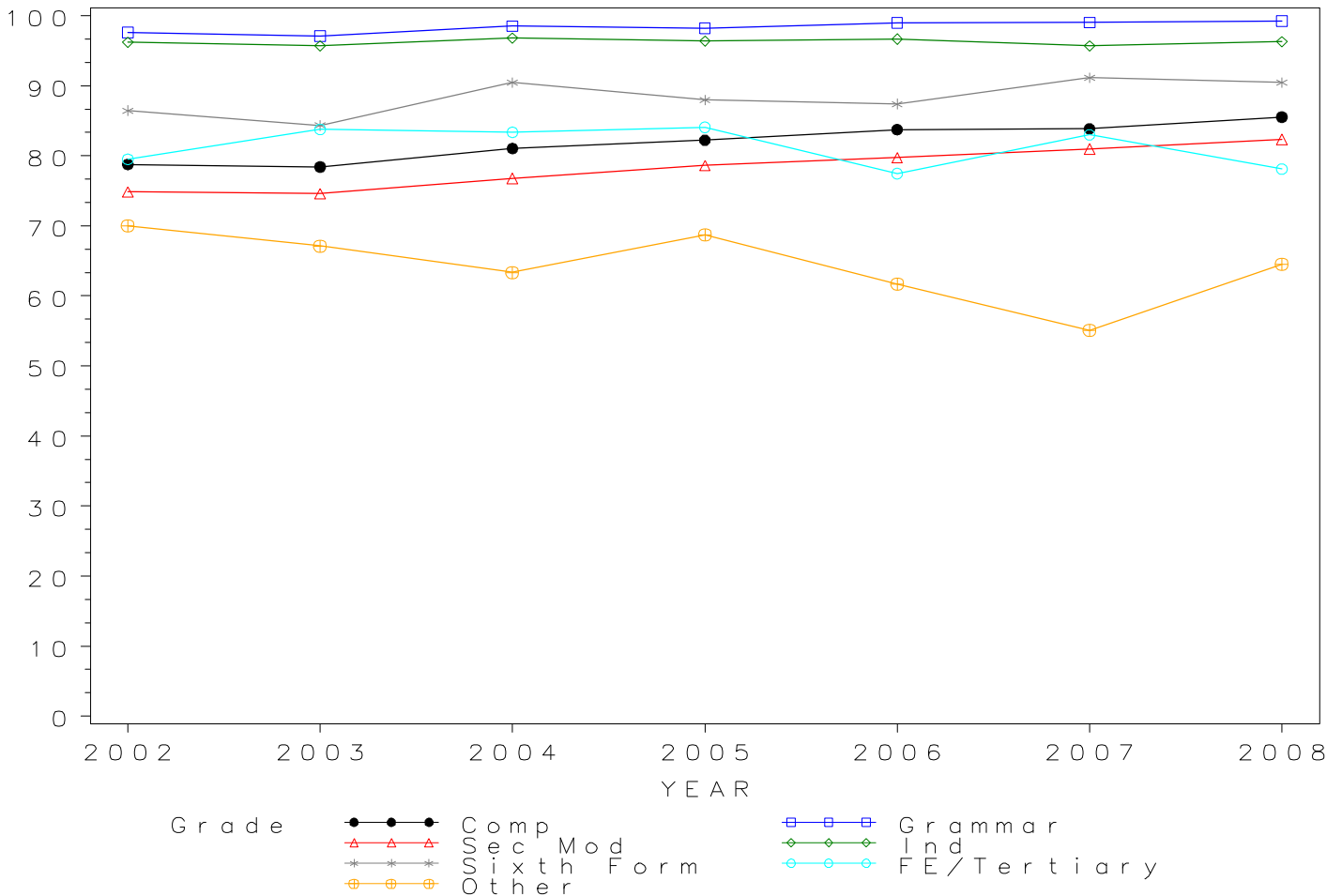
SCHTYPE	2002	2003	2004	2005	2006	2007	2008
Comprehensive	78.78	78.43	81.05	82.22	83.75	83.85	85.54
Grammar	97.61	97.10	98.52	98.21	98.99	99.03	99.24
Sec Mod	74.85	74.60	76.80	78.62	79.73	81.00	82.37
Independent	96.19	95.70	96.81	96.40	96.70	95.70	96.30
Sixth Form	86.46	84.35	90.48	87.97	87.41	91.14	90.48
FE/Tertiary	79.51	83.80	83.37	84.08	77.47	83.01	78.11
Other	70.02	67.12	63.36	68.72	61.70	55.09	64.50

*Cumulative Numbers*

SCHTYPE	2002	2003	2004	2005	2006	2007	2008
Comprehensive	85546	90736	104234	113947	123387	126022	121283
Grammar	3099	3452	4138	4660	5399	6011	6144
Sec Mod	4780	4946	5886	6948	6816	7041	6848
Independent	4848	5233	6035	6559	7403	8348	8563
Sixth Form	166	124	114	117	118	72	57
FE/Tertiary	458	393	396	317	306	215	207
Other	439	294	268	312	261	211	914

**GCSE PE/SPORT 2002–2008**

Cumulative % at Grade D by school type



*GCSE PE/SPORT Grade E by school type 2002- 2008  
Cumulative Percentages*

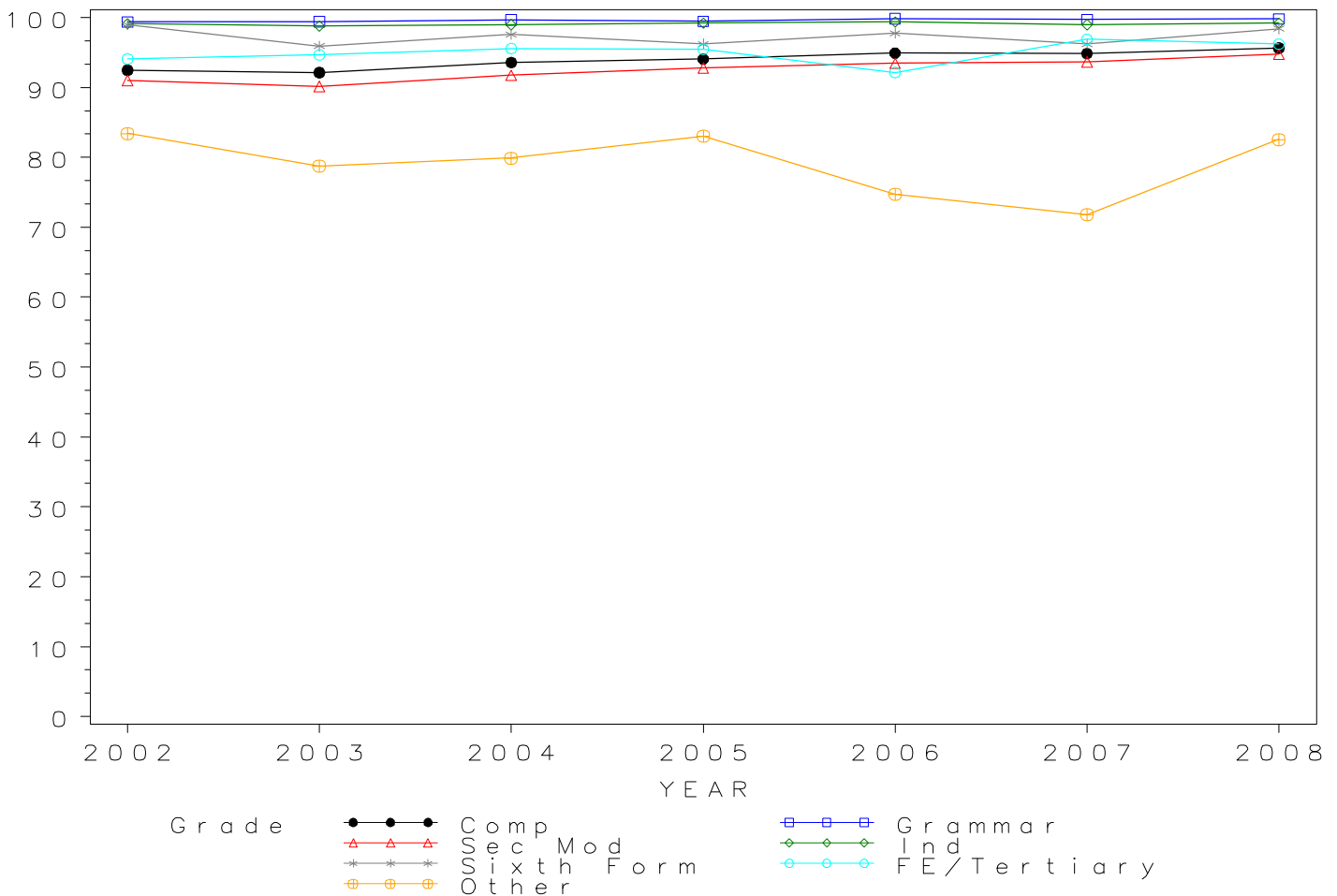
SCHTYPE	2002	2003	2004	2005	2006	2007	2008
Comprehensive	92.48	92.13	93.58	94.05	94.92	94.86	95.64
Grammar	99.37	99.41	99.69	99.45	99.87	99.72	99.81
Sec Mod	91.03	90.18	91.74	92.83	93.45	93.67	94.73
Independent	99.11	98.79	99.01	99.21	99.40	99.00	99.20
Sixth Form	98.96	95.92	97.62	96.24	97.78	96.20	98.41
FE/Tertiary	94.10	94.67	95.58	95.49	92.15	96.91	96.23
Other	83.41	78.77	79.91	83.04	74.70	71.80	82.57

*Cumulative Numbers*

SCHTYPE	2002	2003	2004	2005	2006	2007	2008
Comprehensive	100419	106595	120347	130348	139852	142571	135613
Grammar	3155	3534	4187	4719	5447	6053	6179
Sec Mod	5813	5979	7031	8203	7989	8143	7876
Independent	4995	5402	6172	6750	7610	8636	8821
Sixth Form	190	141	123	128	132	76	62
FE/Tertiary	542	444	454	360	364	251	255
Other	523	345	338	377	316	275	1170

**GCSE PE/SPORT 2002—2008**

Cumulative % at Grade E by school type



*GCSE PE/SPORT Grade F by school type 2002- 2008  
Cumulative Percentages*

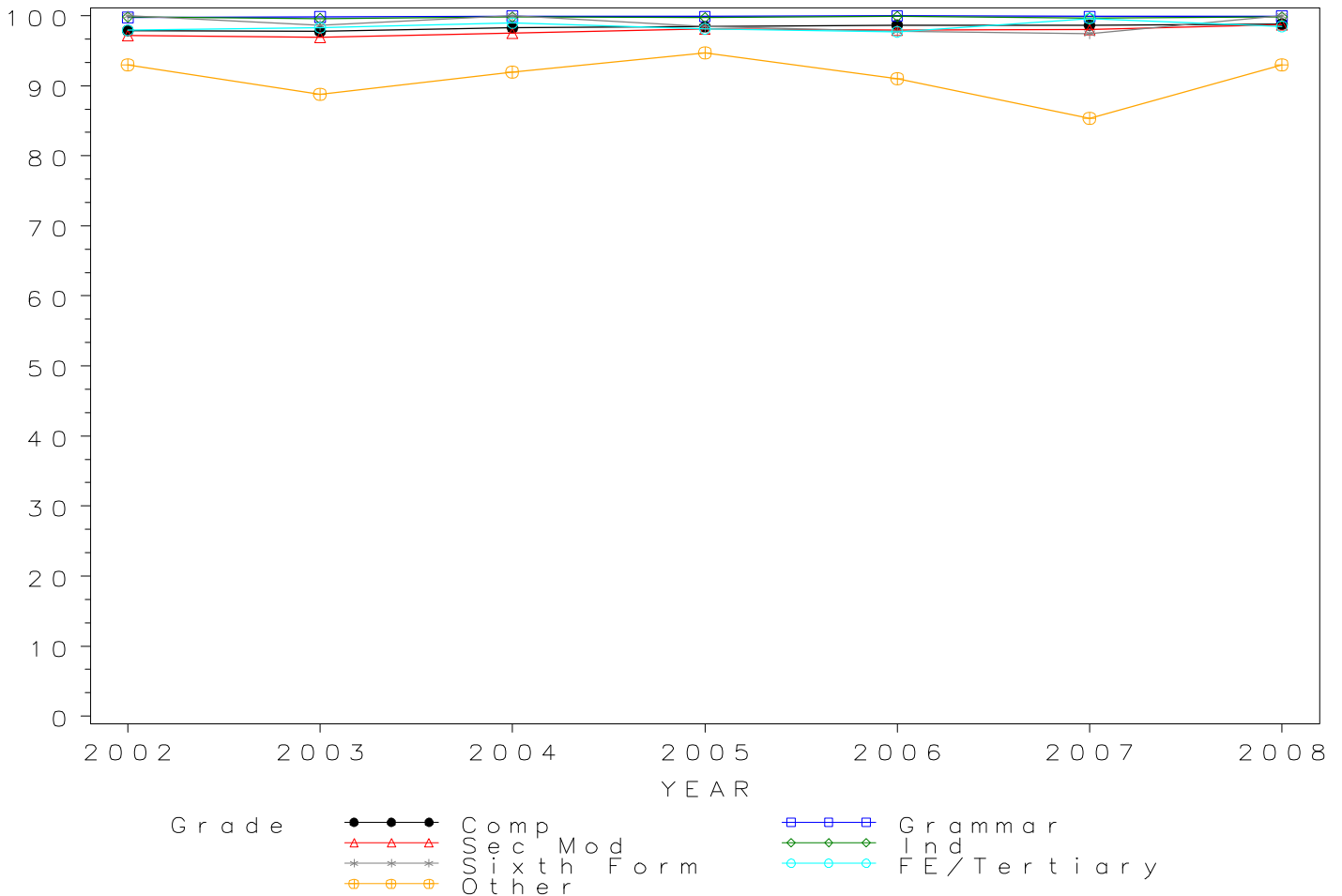
SCHTYPE	2002	2003	2004	2005	2006	2007	2008
Comprehensive	97.90	97.77	98.28	98.44	98.66	98.67	98.83
Grammar	99.78	99.86	99.95	99.92	100.00	99.92	99.94
Sec Mod	97.21	96.94	97.49	98.10	97.93	98.02	98.71
Independent	99.80	99.60	99.81	99.71	99.90	99.70	99.80
Sixth Form	100.00	98.64	100.00	98.50	97.78	97.47	100.00
FE/Tertiary	97.92	98.29	98.95	98.14	97.72	99.61	98.49
Other	92.98	88.81	91.96	94.71	91.02	85.38	93.01

*Cumulative Numbers*

SCHTYPE	2002	2003	2004	2005	2006	2007	2008
Comprehensive	106305	113115	126393	136429	145349	148298	140133
Grammar	3168	3550	4198	4741	5454	6065	6187
Sec Mod	6208	6427	7472	8669	8372	8521	8207
Independent	5030	5446	6222	6784	7648	8697	8874
Sixth Form	192	145	126	131	132	77	63
FE/Tertiary	564	461	470	370	386	258	261
Other	583	389	389	430	385	327	1318

**GCSE PE/SPORT 2002—2008**

Cumulative % at Grade F by school type



*GCSE PE/SPORT Grade G by school type 2002- 2008  
Cumulative Percentages*

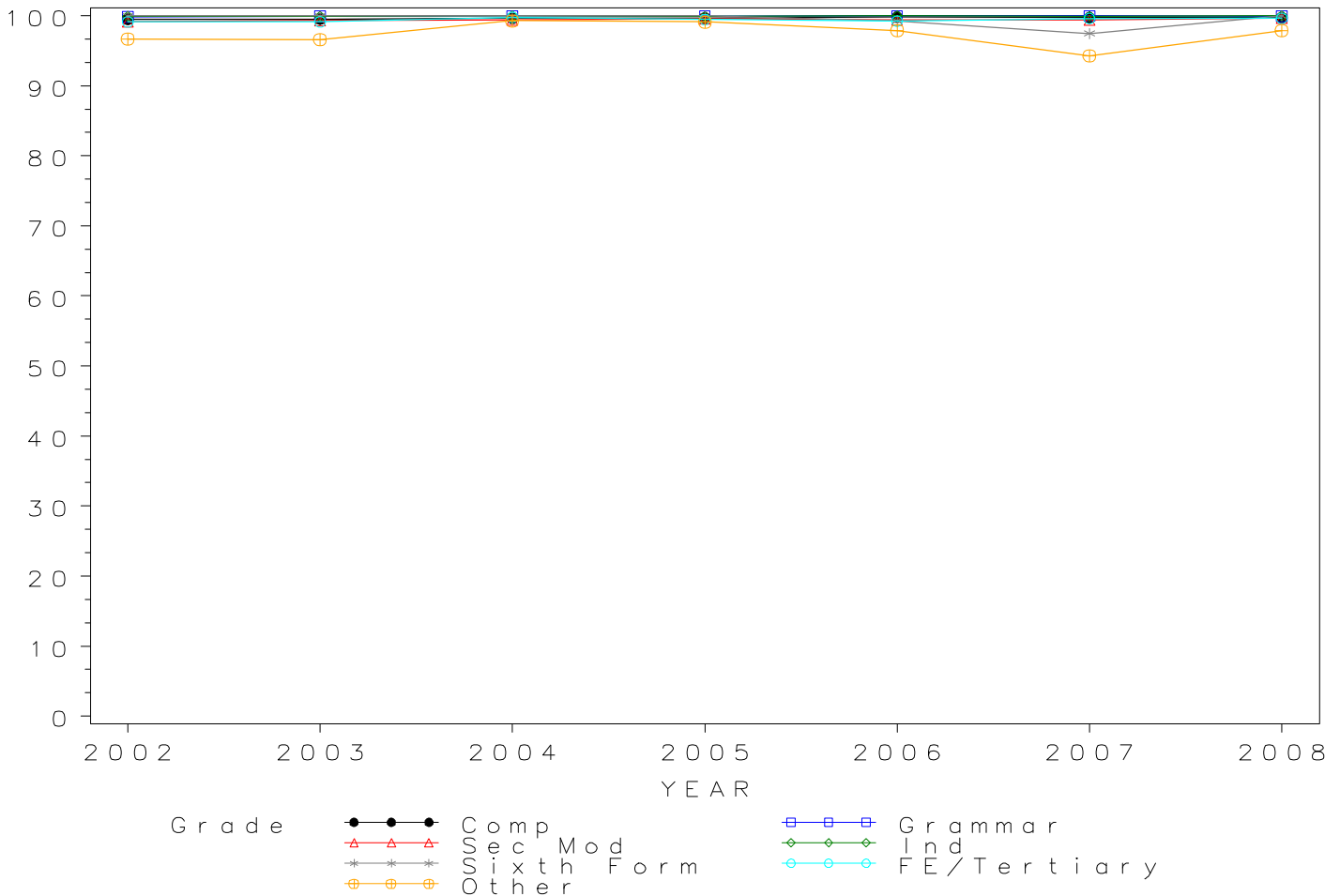
SCHTYPE	2002	2003	2004	2005	2006	2007	2008
Comprehensive	99.51	99.53	99.63	99.70	99.80	99.71	99.72
Grammar	99.84	99.94	100.00	99.96	100.00	100.00	99.94
Sec Mod	99.15	99.29	99.41	99.59	99.40	99.40	99.70
Independent	99.90	99.91	100.00	99.90	100.00	99.90	100.00
Sixth Form	100.00	100.00	100.00	100.00	99.26	97.47	100.00
FE/Tertiary	99.13	99.15	99.79	99.47	99.24	99.61	99.62
Other	96.65	96.58	99.29	99.12	97.87	94.26	97.88

*Cumulative Numbers*

SCHTYPE	2002	2003	2004	2005	2006	2007	2008
Comprehensive	108061	115150	128122	138172	147035	149864	141385
Grammar	3170	3553	4200	4743	5454	6070	6187
Sec Mod	6332	6583	7619	8801	8498	8641	8289
Independent	5035	5463	6234	6797	7656	8714	8892
Sixth Form	192	147	126	133	134	77	63
FE/Tertiary	571	465	474	375	392	258	264
Other	606	423	420	450	414	361	1387

**GCSE PE/SPORT 2002—2008**

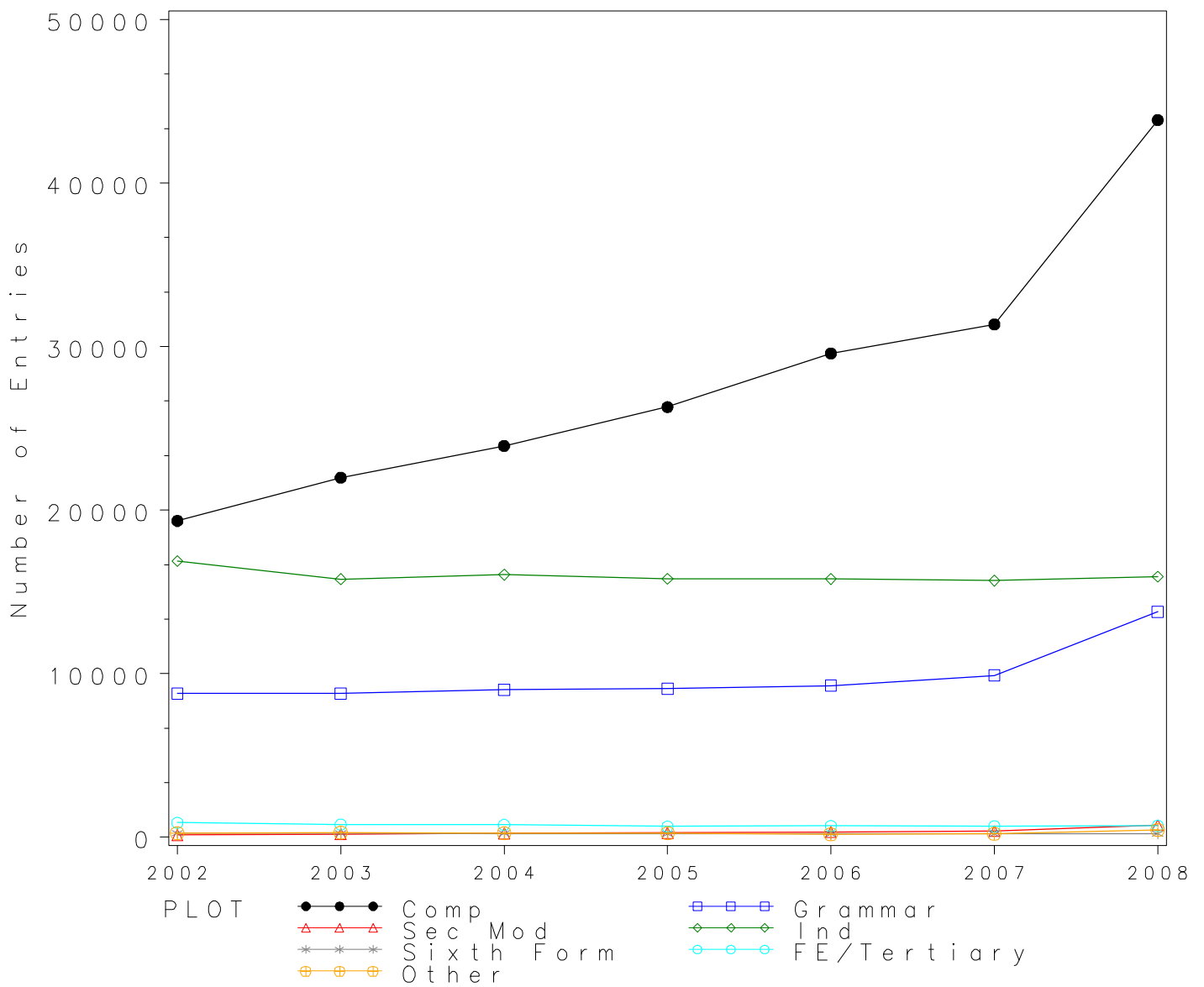
Cumulative % at Grade G by school type



*Numbers of GCSE entries in PHYSICS by school type 2002- 2008*

SCHTYPE	2002	2003	2004	2005	2006	2007	2008
Comprehensive	19344	21991	23925	26304	29580	31353	43852
Grammar	8777	8785	9017	9089	9269	9893	13778
Sec Mod	142	185	236	276	316	377	747
Independent	16887	15779	16044	15805	15795	15690	15939
Sixth Form	251	235	226	201	204	200	224
FE/Tertiary	887	771	758	656	687	665	699
Other	249	283	240	235	174	217	456

GCSE PHYSICS Entries by school type 2002–2008



*GCSE PHYSICS Grade A\* by school type 2002- 2008  
Cumulative Percentages*

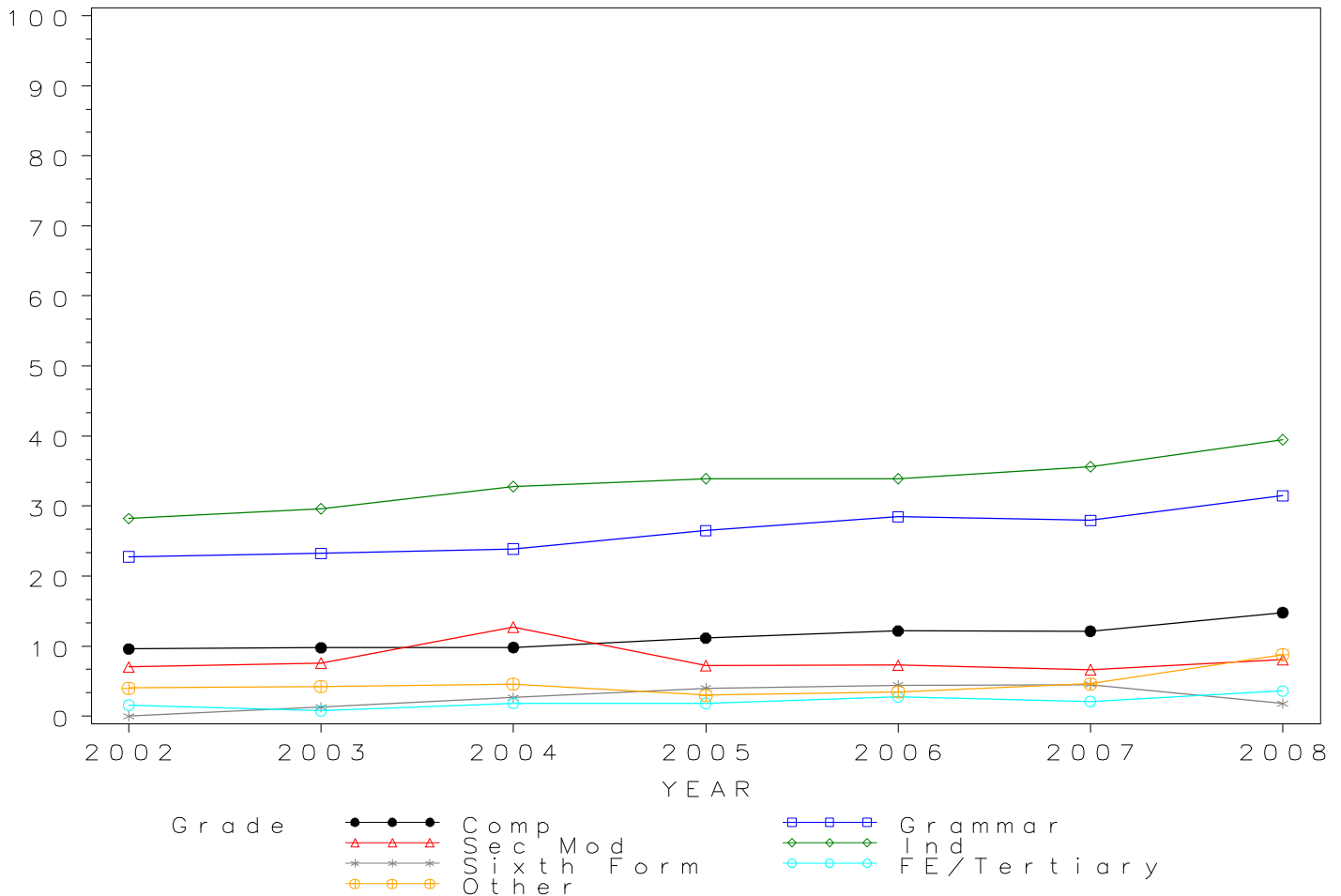
SCHTYPE	2002	2003	2004	2005	2006	2007	2008
Comprehensive	9.62	9.79	9.81	11.13	12.17	12.13	14.79
Grammar	22.78	23.21	23.85	26.50	28.48	27.95	31.47
Sec Mod	7.04	7.57	12.71	7.25	7.28	6.63	8.03
Independent	28.20	29.60	32.80	33.90	33.90	35.60	39.50
Sixth Form	0.00	1.28	2.65	3.98	4.41	4.50	1.79
FE/Tertiary	1.58	0.78	1.85	1.83	2.77	2.11	3.58
Other	4.02	4.24	4.58	2.98	3.45	4.61	8.77

*Cumulative Numbers*

SCHTYPE	2002	2003	2004	2005	2006	2007	2008
Comprehensive	1860	2152	2348	2928	3600	3803	6485
Grammar	1999	2039	2151	2409	2640	2765	4336
Sec Mod	10	14	30	20	23	25	60
Independent	4762	4671	5262	5358	5355	5586	6296
Sixth Form	0	3	6	8	9	9	4
FE/Tertiary	14	6	14	12	19	14	25
Other	10	12	11	7	6	10	40

**GCSE PHYSICS 2002–2008**

Cumulative % at Grade A\* by school type



*GCSE PHYSICS Grade A by school type 2002- 2008  
Cumulative Percentages*

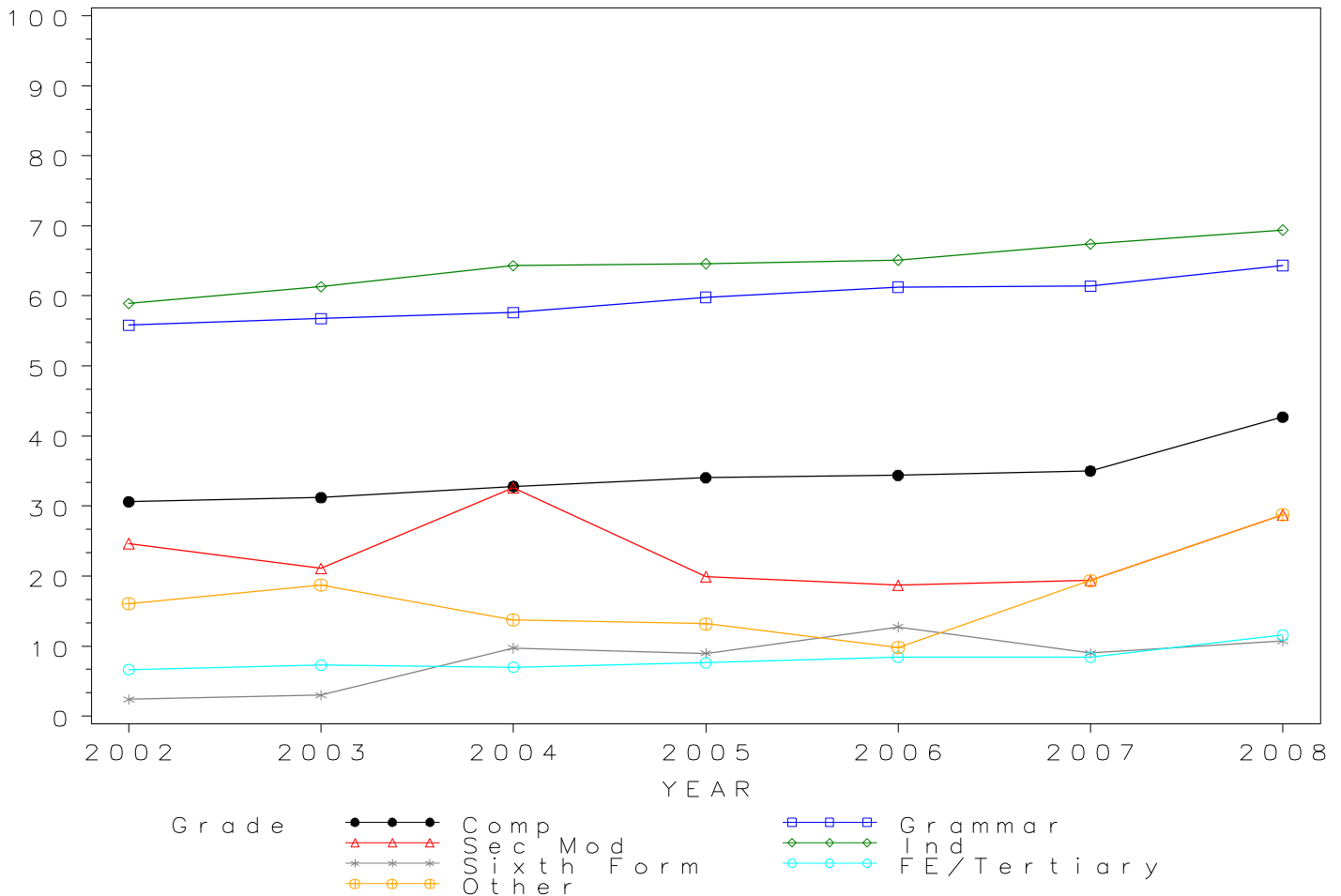
SCHTYPE	2002	2003	2004	2005	2006	2007	2008
Comprehensive	30.61	31.19	32.79	34.05	34.38	35.00	42.69
Grammar	55.83	56.78	57.64	59.81	61.25	61.38	64.34
Sec Mod	24.65	21.08	32.63	19.93	18.67	19.36	28.78
Independent	58.90	61.30	64.30	64.60	65.10	67.40	69.40
Sixth Form	2.39	2.98	9.73	8.96	12.75	9.00	10.71
FE/Tertiary	6.65	7.26	6.99	7.62	8.44	8.42	11.59
Other	16.06	18.73	13.75	13.19	9.77	19.35	28.73

*Cumulative Numbers*

SCHTYPE	2002	2003	2004	2005	2006	2007	2008
Comprehensive	5921	6858	7844	8956	10171	10975	18719
Grammar	4900	4988	5197	5436	5677	6072	8865
Sec Mod	35	39	77	55	59	73	215
Independent	9946	9673	10316	10210	10283	10575	11062
Sixth Form	6	7	22	18	26	18	24
FE/Tertiary	59	56	53	50	58	56	81
Other	40	53	33	31	17	42	131

**GCSE PHYSICS 2002–2008**

Cumulative % at Grade A by school type



*GCSE PHYSICS Grade B by school type 2002- 2008  
Cumulative Percentages*

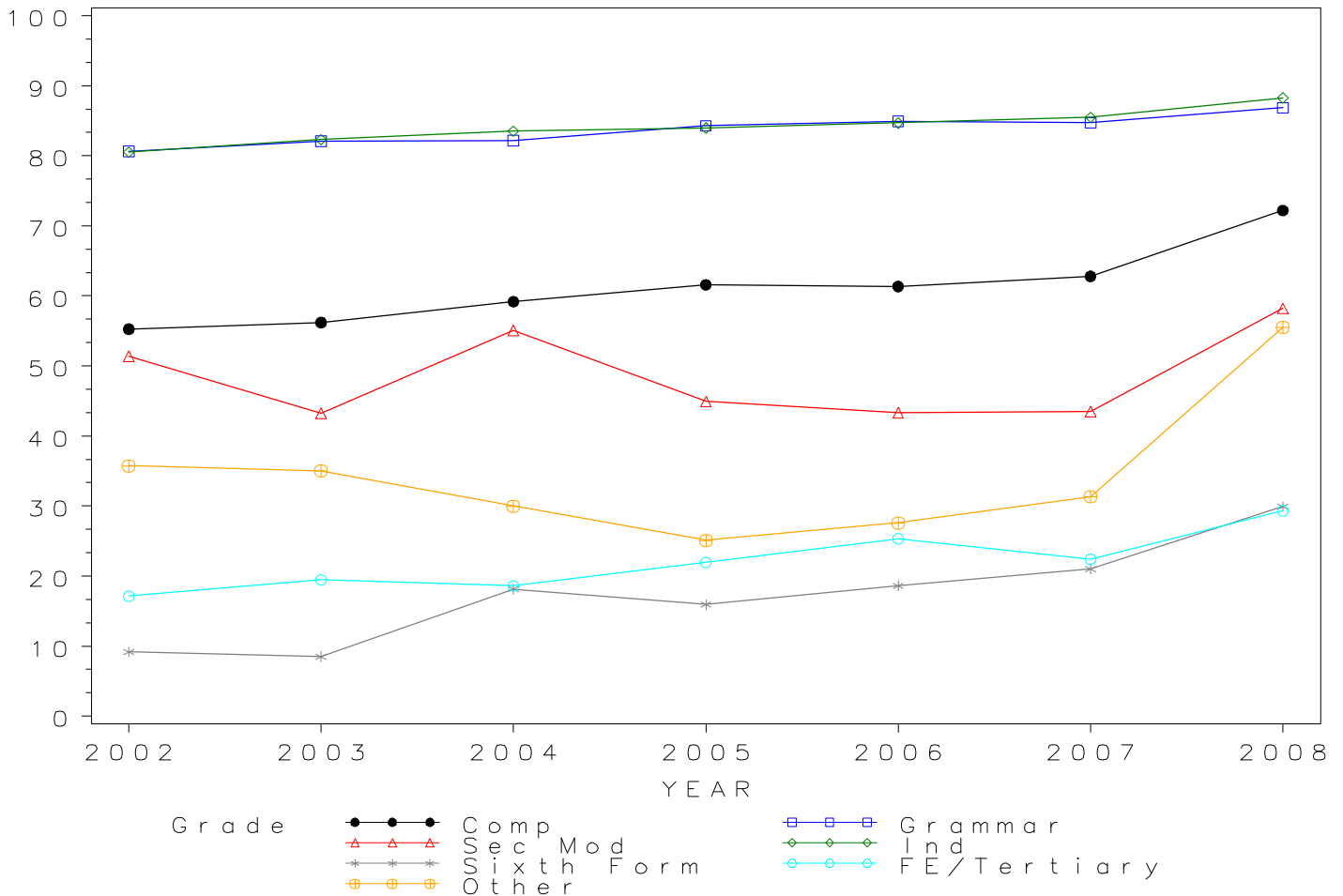
SCHTYPE	2002	2003	2004	2005	2006	2007	2008
Comprehensive	55.25	56.20	59.18	61.60	61.35	62.80	72.22
Grammar	80.63	82.11	82.20	84.29	84.92	84.72	86.88
Sec Mod	51.41	43.24	55.08	44.93	43.35	43.50	58.23
Independent	80.50	82.30	83.50	84.00	84.70	85.50	88.30
Sixth Form	9.16	8.51	18.14	15.92	18.63	21.00	29.91
FE/Tertiary	17.14	19.46	18.60	21.95	25.33	22.41	29.33
Other	35.74	34.98	30.00	25.11	27.59	31.34	55.48

*Cumulative Numbers*

SCHTYPE	2002	2003	2004	2005	2006	2007	2008
Comprehensive	10688	12358	14160	16202	18148	19689	31669
Grammar	7077	7213	7412	7661	7871	8381	11970
Sec Mod	73	80	130	124	137	164	435
Independent	13594	12986	13397	13276	13378	13415	14074
Sixth Form	23	20	41	32	38	42	67
FE/Tertiary	152	150	141	144	174	149	205
Other	89	99	72	59	48	68	253

**GCSE PHYSICS 2002–2008**

Cumulative % at Grade B by school type





*GCSE PHYSICS Grade C by school type 2002- 2008  
Cumulative Percentages*

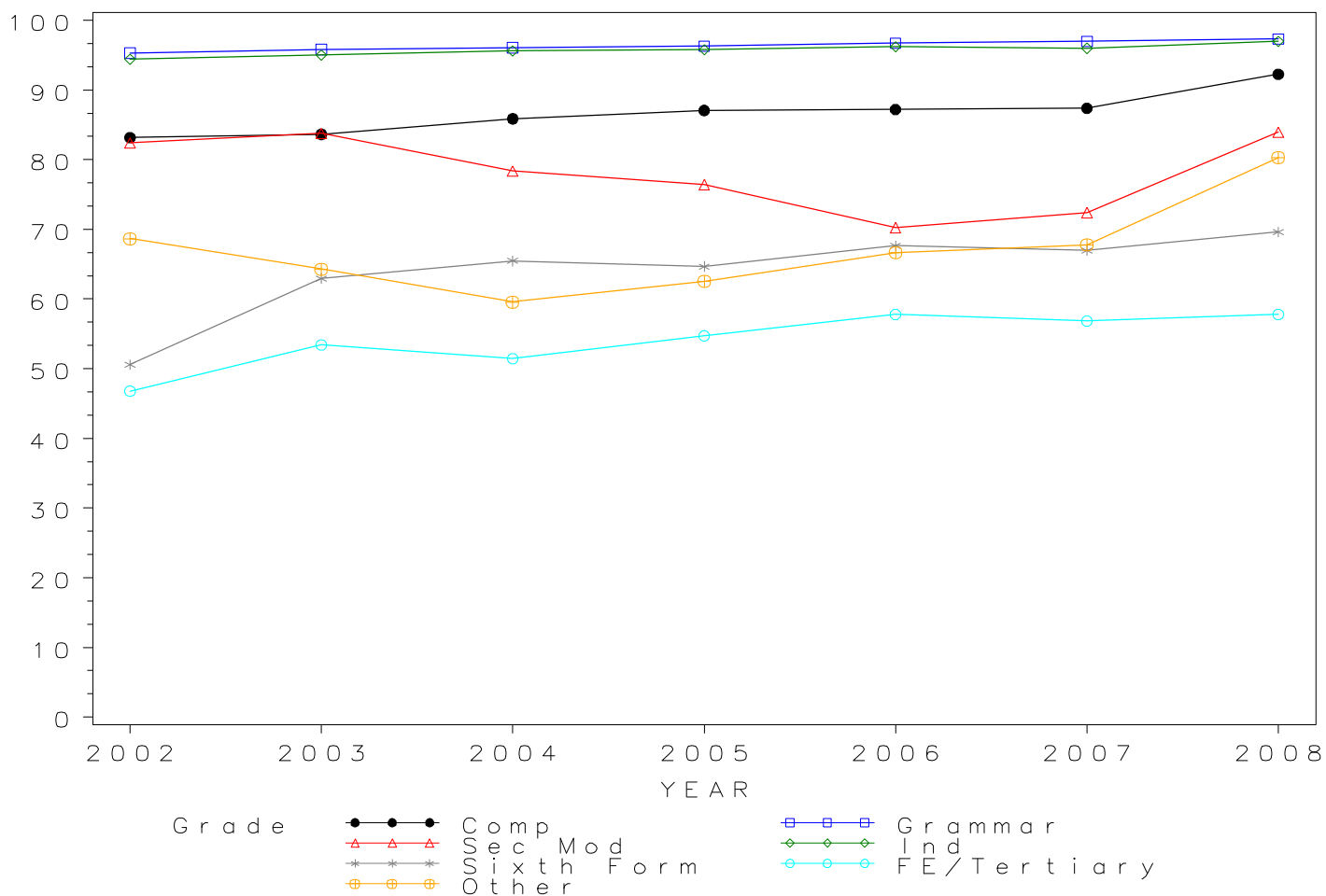
SCHTYPE	2002	2003	2004	2005	2006	2007	2008
Comprehensive	83.17	83.64	85.88	87.07	87.22	87.38	92.25
Grammar	95.31	95.81	96.09	96.31	96.72	97.00	97.34
Sec Mod	82.39	83.78	78.39	76.45	70.25	72.41	83.94
Independent	94.40	95.00	95.60	95.80	96.20	96.00	97.00
Sixth Form	50.60	62.98	65.49	64.68	67.65	67.00	69.64
FE/Tertiary	46.79	53.44	51.45	54.73	57.79	56.84	57.80
Other	68.67	64.31	59.58	62.55	66.67	67.74	80.26

*Cumulative Numbers*

SCHTYPE	2002	2003	2004	2005	2006	2007	2008
Comprehensive	16088	18393	20547	22902	25799	27395	40455
Grammar	8365	8417	8664	8754	8965	9596	13411
Sec Mod	117	155	185	211	222	273	627
Independent	15941	14990	15338	15141	15195	15062	15461
Sixth Form	127	148	148	130	138	134	156
FE/Tertiary	415	412	390	359	397	378	404
Other	171	182	143	147	116	147	366

**GCSE PHYSICS 2002–2008**

Cumulative % at Grade C by school type



*GCSE PHYSICS Grade D by school type 2002- 2008  
Cumulative Percentages*

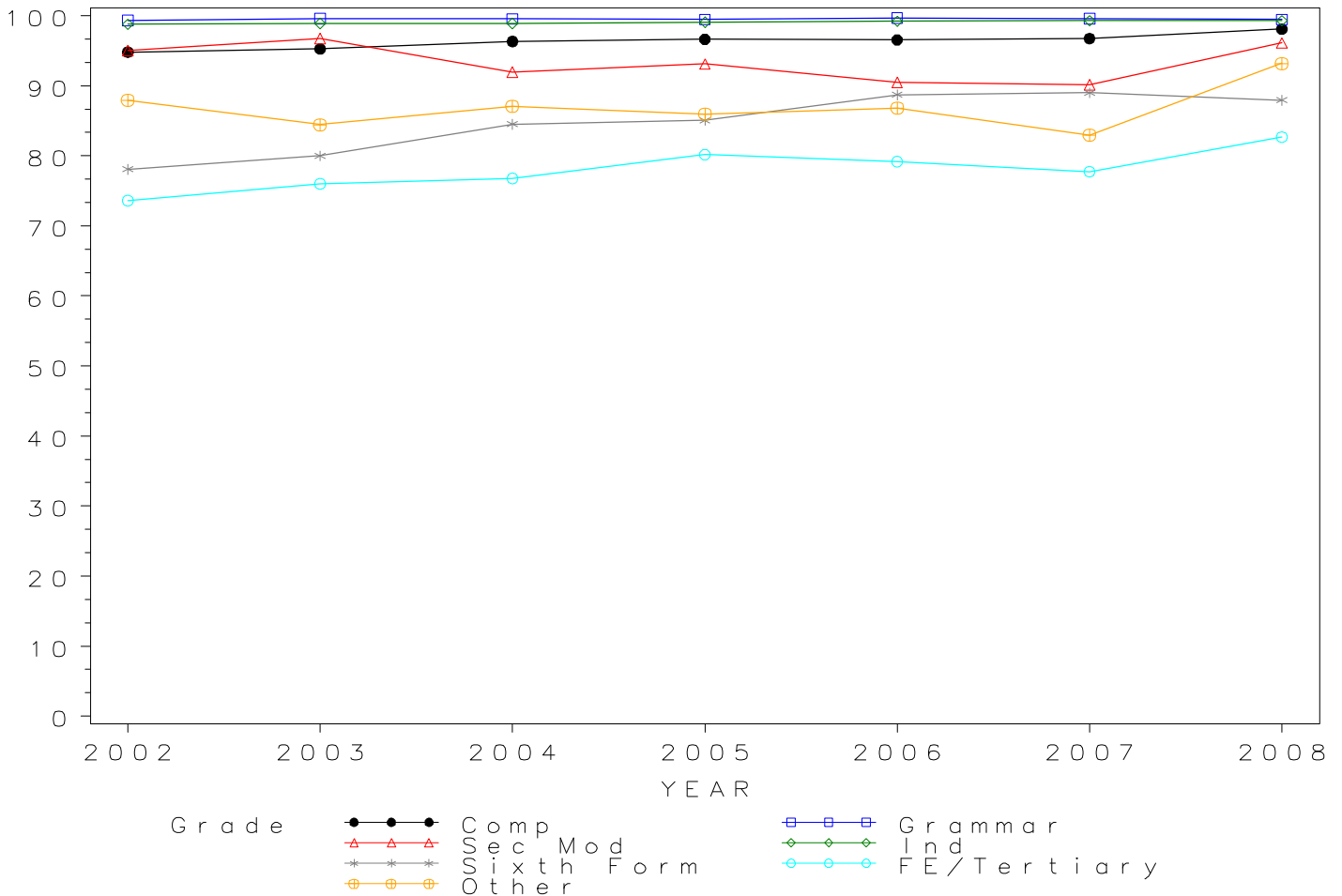
SCHTYPE	2002	2003	2004	2005	2006	2007	2008
Comprehensive	94.81	95.25	96.33	96.64	96.57	96.75	98.10
Grammar	99.34	99.59	99.53	99.48	99.67	99.62	99.48
Sec Mod	95.07	96.76	91.95	93.12	90.51	90.19	96.12
Independent	98.80	98.90	98.90	99.10	99.20	99.30	99.30
Sixth Form	78.09	80.00	84.51	85.07	88.73	89.00	87.95
FE/Tertiary	73.62	76.01	76.78	80.18	79.18	77.74	82.69
Other	87.95	84.45	87.08	85.96	86.78	82.95	93.20

*Cumulative Numbers*

SCHTYPE	2002	2003	2004	2005	2006	2007	2008
Comprehensive	18340	20946	23048	25419	28566	30335	43019
Grammar	8719	8749	8975	9042	9238	9855	13707
Sec Mod	135	179	217	257	286	340	718
Independent	16684	15605	15868	15663	15669	15580	15827
Sixth Form	196	188	191	171	181	178	197
FE/Tertiary	653	586	582	526	544	517	578
Other	219	239	209	202	151	180	425

**GCSE PHYSICS 2002–2008**

Cumulative % at Grade D by school type



*GCSE PHYSICS Grade E by school type 2002- 2008  
Cumulative Percentages*

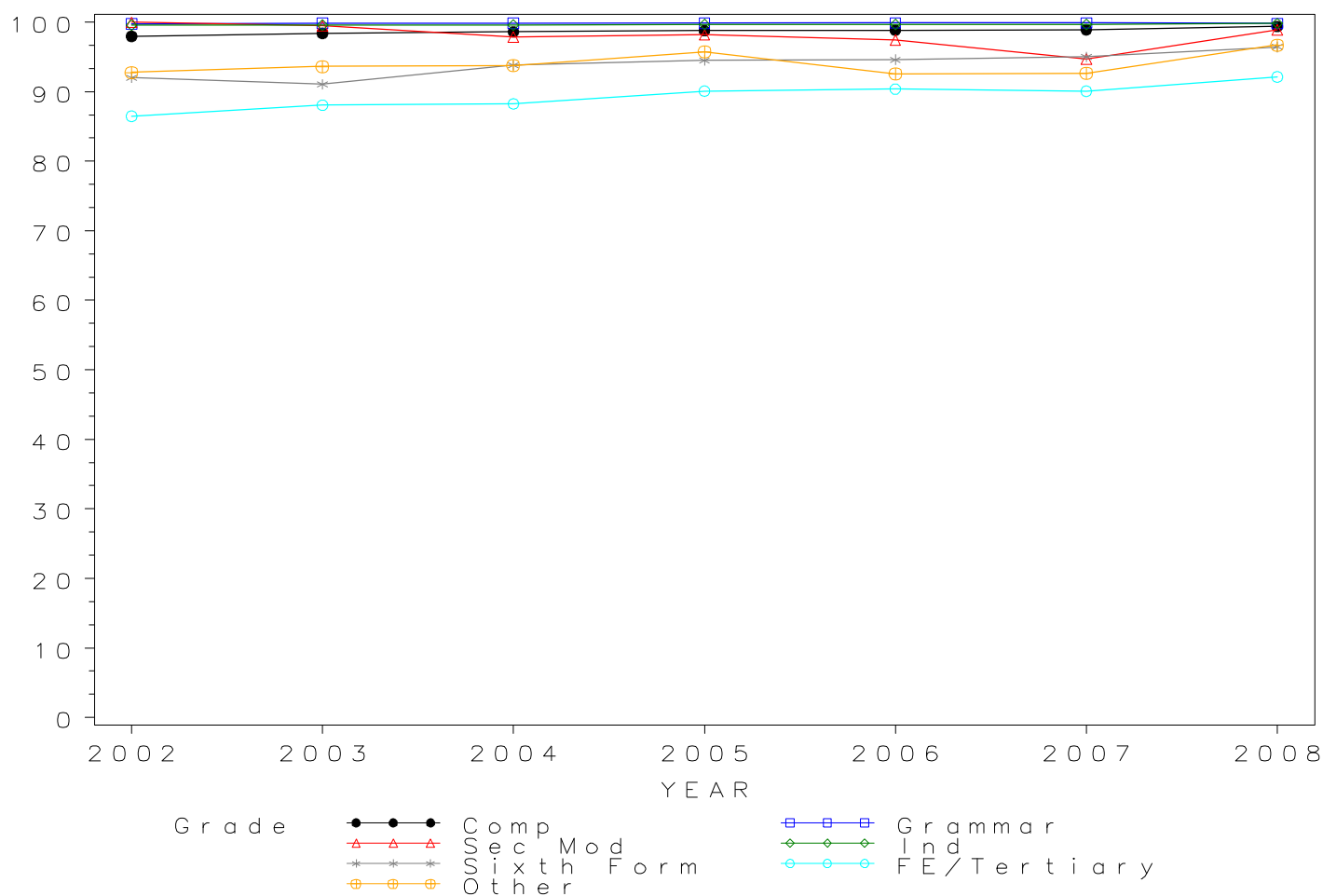
SCHTYPE	2002	2003	2004	2005	2006	2007	2008
Comprehensive	97.97	98.39	98.61	98.79	98.84	98.92	99.36
Grammar	99.77	99.86	99.83	99.87	99.90	99.88	99.83
Sec Mod	100.00	99.46	97.88	98.19	97.47	94.69	98.93
Independent	99.60	99.60	99.60	99.70	99.70	99.70	99.80
Sixth Form	92.03	91.06	93.81	94.53	94.61	95.00	96.43
FE/Tertiary	86.47	88.07	88.26	90.09	90.39	90.08	92.13
Other	92.77	93.64	93.75	95.74	92.53	92.63	96.71

*Cumulative Numbers*

SCHTYPE	2002	2003	2004	2005	2006	2007	2008
Comprehensive	18952	21638	23592	25987	29236	31014	43573
Grammar	8757	8773	9002	9077	9260	9881	13754
Sec Mod	142	184	231	271	308	357	739
Independent	16819	15716	15980	15758	15748	15643	15907
Sixth Form	231	214	212	190	193	190	216
FE/Tertiary	767	679	669	591	621	599	644
Other	231	265	225	225	161	201	441

**GCSE PHYSICS 2002–2008**

Cumulative % at Grade E by school type



*GCSE PHYSICS Grade F by school type 2002- 2008  
Cumulative Percentages*

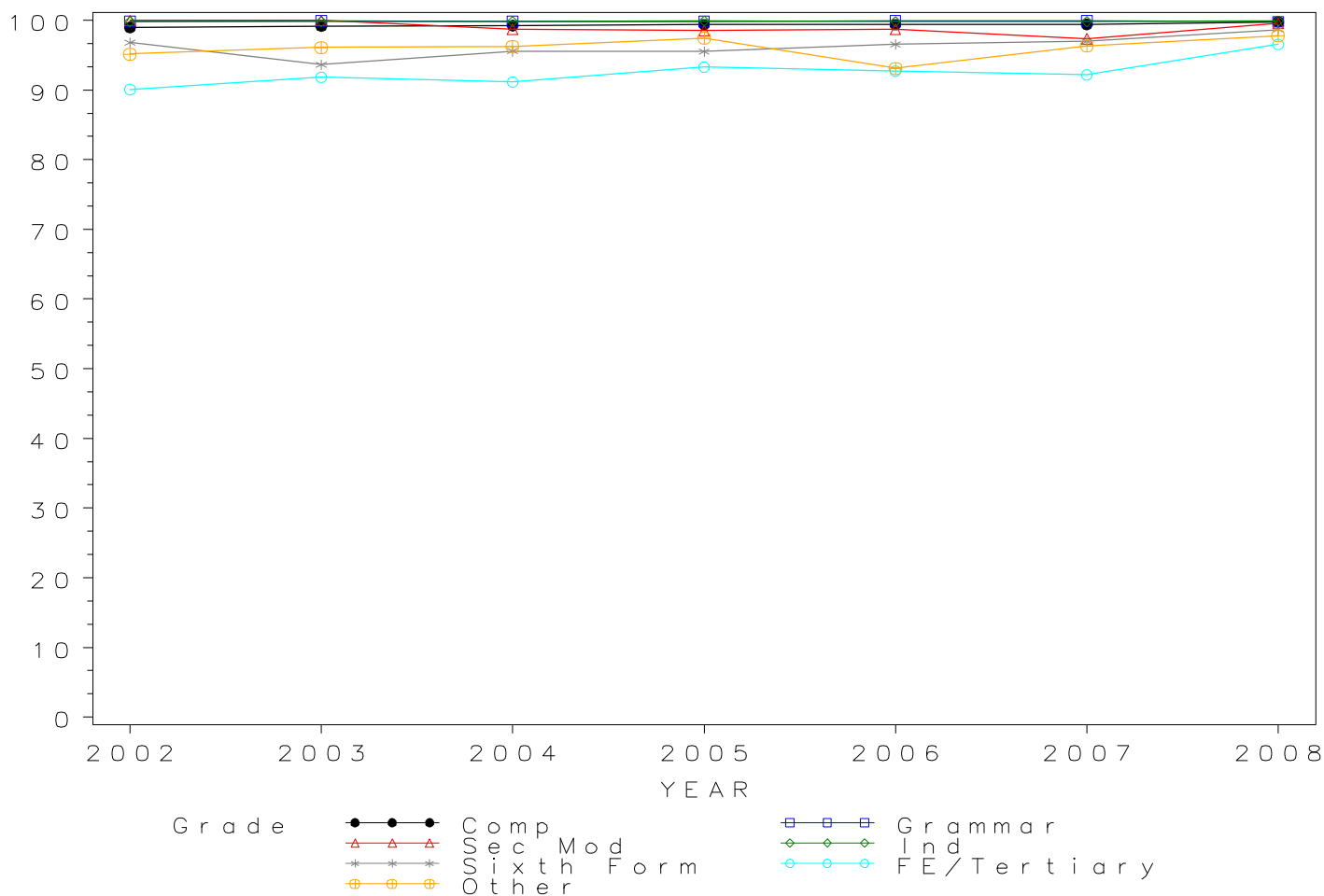
SCHTYPE	2002	2003	2004	2005	2006	2007	2008
Comprehensive	98.99	99.18	99.26	99.37	99.38	99.42	99.78
Grammar	99.87	99.93	99.83	99.87	99.94	99.94	99.83
Sec Mod	100.00	100.00	98.73	98.55	98.73	97.35	99.60
Independent	99.80	99.80	99.80	99.90	99.80	99.80	99.90
Sixth Form	96.81	93.62	95.58	95.52	96.57	97.00	98.66
FE/Tertiary	90.08	91.83	91.16	93.29	92.72	92.18	96.57
Other	95.18	96.11	96.25	97.45	93.10	96.31	97.81

*Cumulative Numbers*

SCHTYPE	2002	2003	2004	2005	2006	2007	2008
Comprehensive	19148	21811	23749	26137	29398	31170	43756
Grammar	8766	8779	9002	9077	9263	9887	13754
Sec Mod	142	185	233	272	312	367	744
Independent	16853	15747	16012	15789	15763	15659	15923
Sixth Form	243	220	216	192	197	194	221
FE/Tertiary	799	708	691	612	637	613	675
Other	237	272	231	229	162	209	446

**GCSE PHYSICS 2002–2008**

Cumulative % at Grade F by school type



*GCSE PHYSICS Grade G by school type 2002- 2008  
Cumulative Percentages*

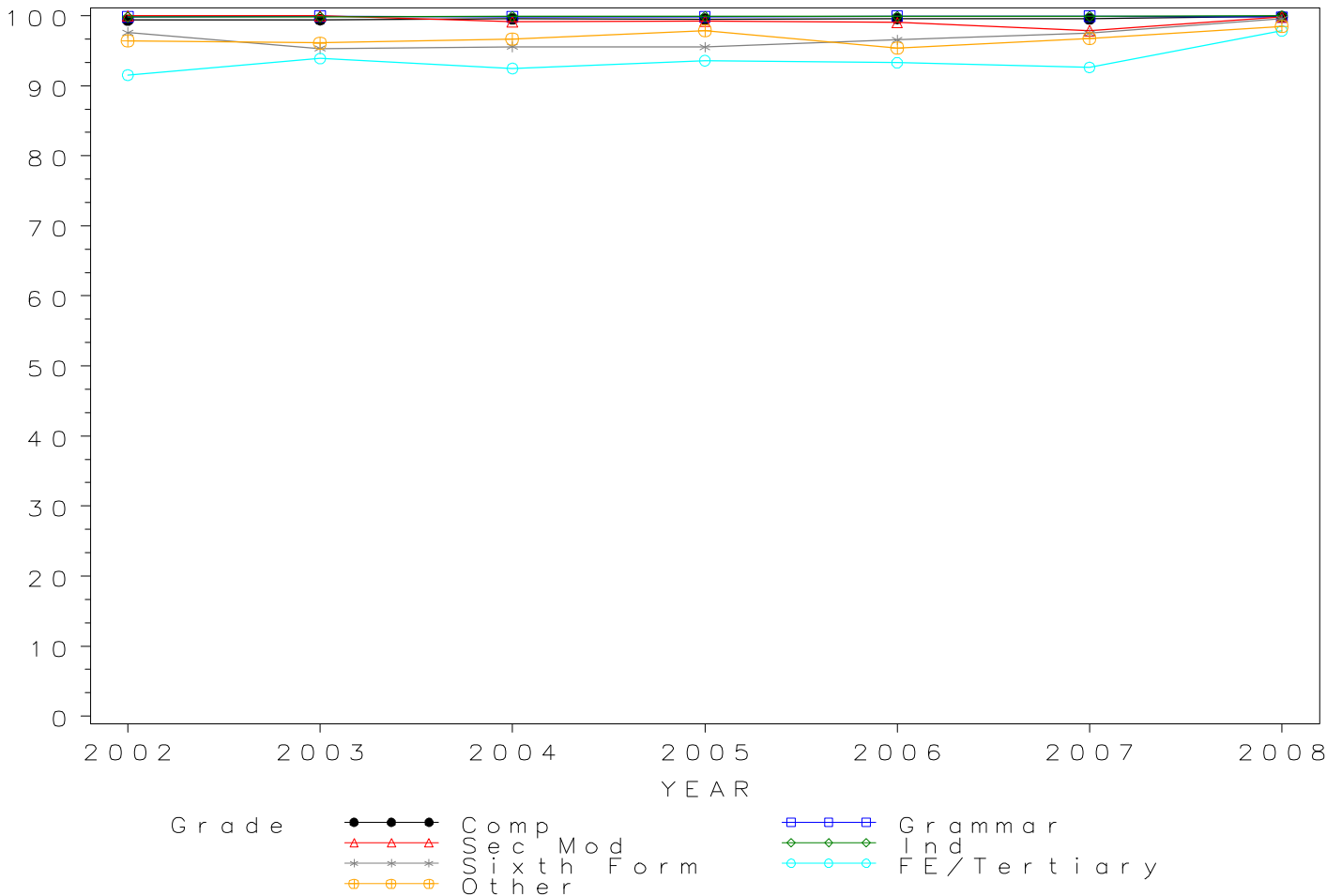
SCHTYPE	2002	2003	2004	2005	2006	2007	2008
Comprehensive	99.37	99.45	99.55	99.53	99.62	99.53	99.90
Grammar	99.87	99.93	99.83	99.87	99.94	99.94	99.83
Sec Mod	100.00	100.00	99.15	99.28	99.05	97.88	99.87
Independent	99.80	99.80	99.90	99.90	99.90	99.90	100.00
Sixth Form	97.61	95.32	95.58	95.52	96.57	97.50	99.55
FE/Tertiary	91.54	93.90	92.48	93.60	93.30	92.63	97.85
Other	96.39	96.11	96.67	97.87	95.40	96.77	98.46

*Cumulative Numbers*

SCHTYPE	2002	2003	2004	2005	2006	2007	2008
Comprehensive	19222	21869	23817	26181	29467	31207	43808
Grammar	8766	8779	9002	9077	9263	9887	13754
Sec Mod	142	185	234	274	313	369	746
Independent	16853	15747	16028	15789	15779	15674	15939
Sixth Form	245	224	216	192	197	195	223
FE/Tertiary	812	724	701	614	641	616	684
Other	240	272	232	230	166	210	449

**GCSE PHYSICS 2002–2008**

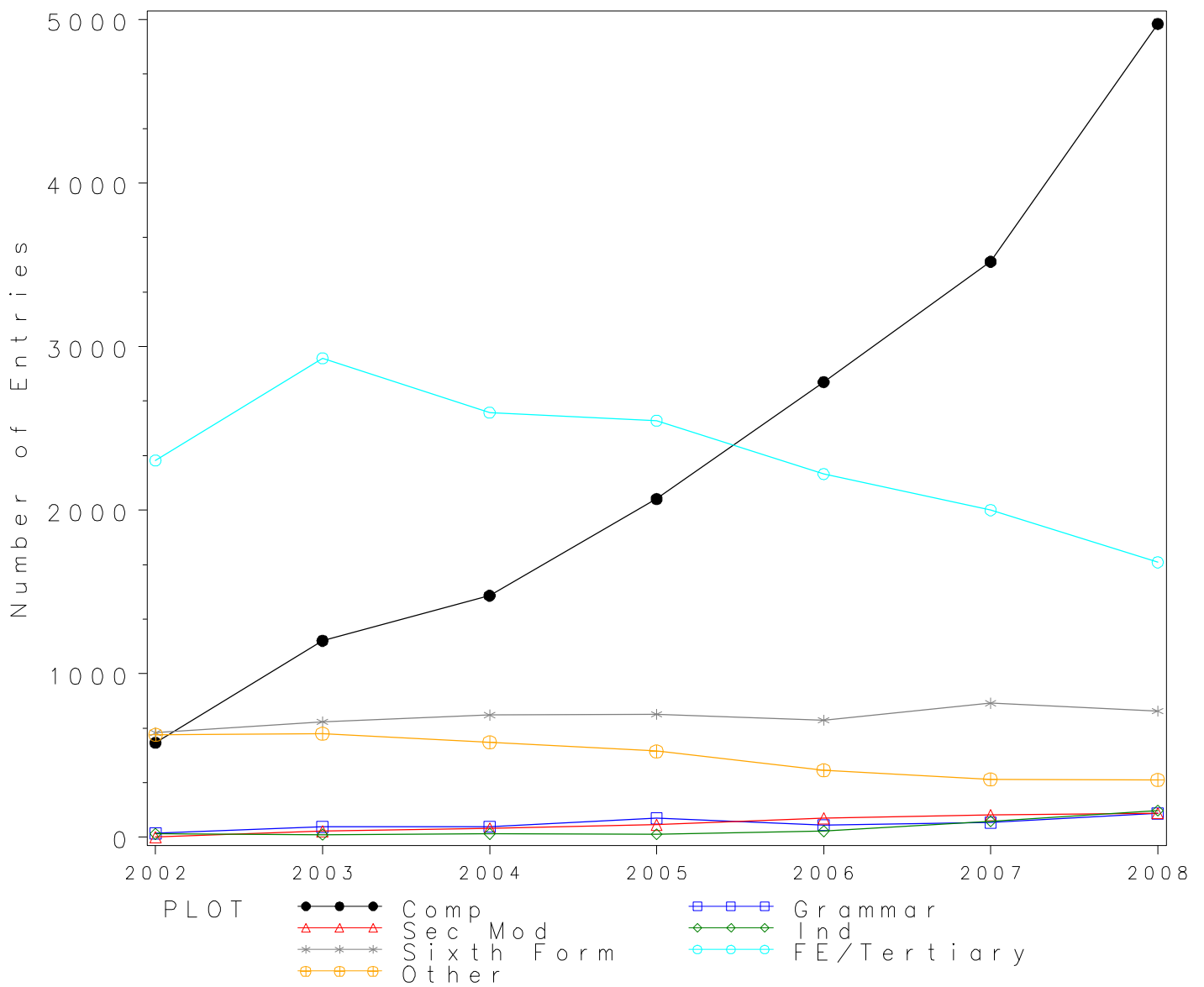
Cumulative % at Grade G by school type



*Numbers of GCSE entries in PSYCHOLOGY by school type 2002-2008*

SCHTYPE	2002	2003	2004	2005	2006	2007	2008
Comprehensive	578	1201	1477	2068	2783	3519	4973
Grammar	23	63	65	115	74	90	146
Sec Mod	0	36	55	76	116	136	147
Independent	21	16	21	18	36	98	163
Sixth Form	638	706	747	752	716	819	772
FE/Tertiary	2304	2929	2597	2547	2221	2000	1681
Other	627	632	579	526	410	352	350

GCSE PSYCHOLOGY Entries by school type 2002–2008



*GCSE PSYCHOLOGY Grade A\* by school type 2002- 2008  
Cumulative Percentages*

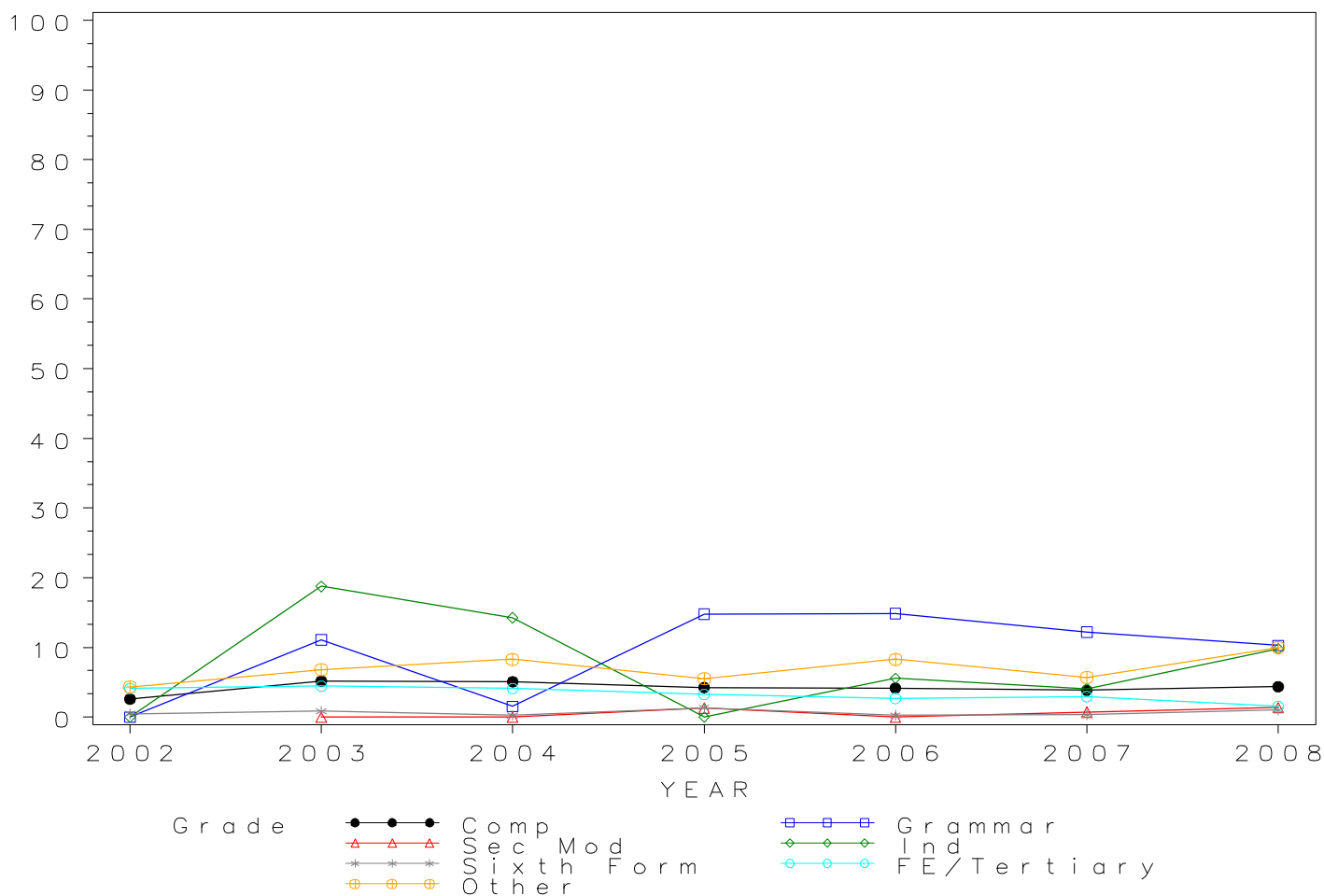
SCHTYPE	2002	2003	2004	2005	2006	2007	2008
Comprehensive	2.60	5.16	5.08	4.26	4.17	3.84	4.38
Grammar	0.00	11.11	1.54	14.78	14.86	12.22	10.27
Sec Mod	.	0.00	0.00	1.32	0.00	0.74	1.36
Independent	0.00	18.75	14.29	0.00	5.56	4.08	9.82
Sixth Form	0.47	0.85	0.27	1.33	0.28	0.37	1.04
FE/Tertiary	4.12	4.44	4.12	3.26	2.70	2.95	1.55
Other	4.31	6.80	8.29	5.51	8.29	5.68	10.00

*Cumulative Numbers*

SCHTYPE	2002	2003	2004	2005	2006	2007	2008
Comprehensive	15	62	75	88	116	135	218
Grammar	0	7	1	17	11	11	15
Sec Mod	0	0	0	1	0	1	2
Independent	0	3	3	0	2	4	16
Sixth Form	3	6	2	10	2	3	8
FE/Tertiary	95	130	107	83	60	59	26
Other	27	43	48	29	34	20	35

**GCSE PSYCHOLOGY 2002–2008**

Cumulative % at Grade A\* by school type



*GCSE PSYCHOLOGY Grade A by school type 2002- 2008  
Cumulative Percentages*

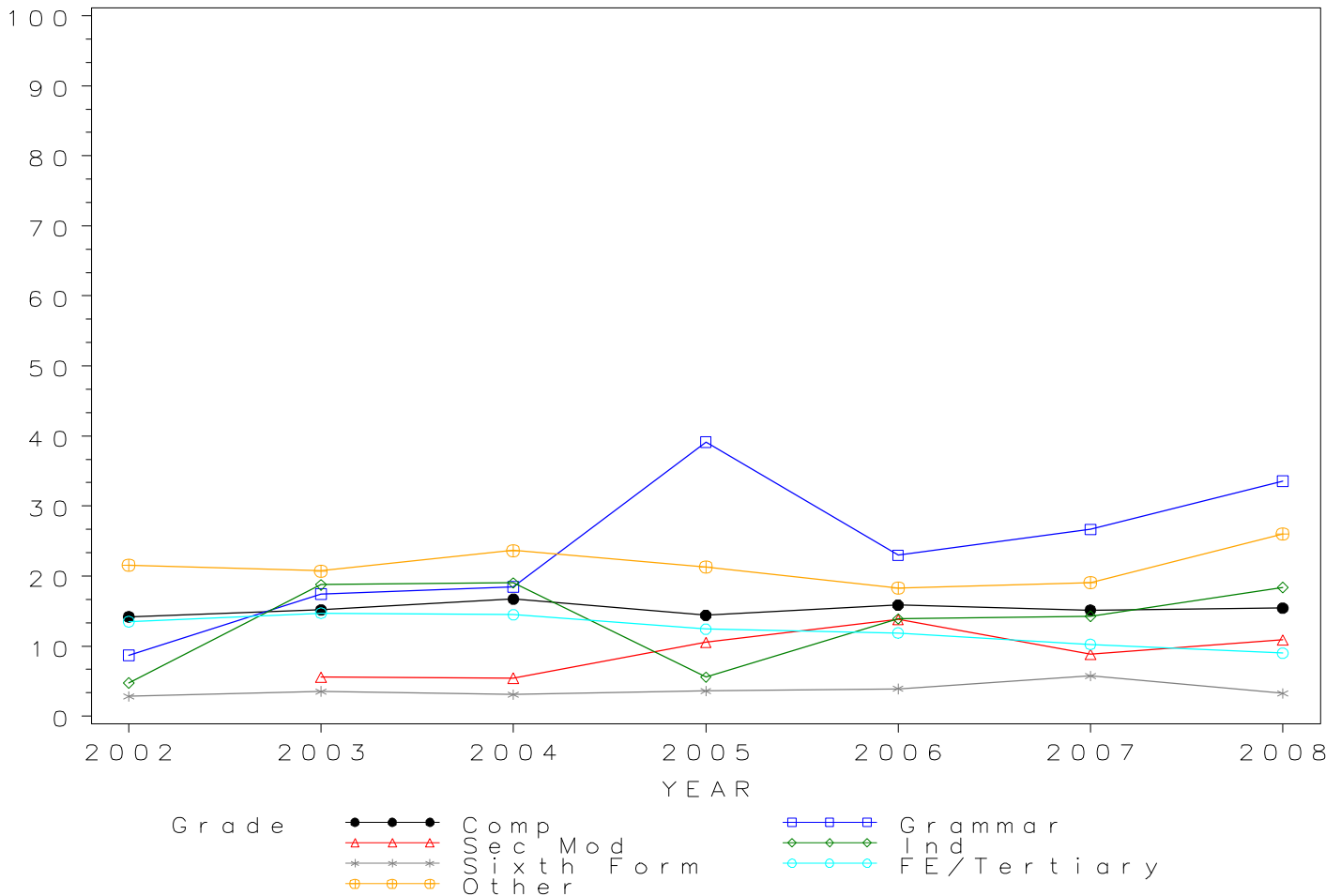
SCHTYPE	2002	2003	2004	2005	2006	2007	2008
Comprehensive	14.19	15.15	16.72	14.41	15.85	15.15	15.42
Grammar	8.70	17.46	18.46	39.13	22.97	26.67	33.56
Sec Mod	.	5.56	5.45	10.53	13.79	8.82	10.88
Independent	4.76	18.75	19.05	5.56	13.89	14.29	18.40
Sixth Form	2.82	3.54	3.08	3.59	3.91	5.74	3.24
FE/Tertiary	13.50	14.71	14.48	12.41	11.89	10.25	8.98
Other	21.53	20.73	23.66	21.29	18.29	19.03	26.00

*Cumulative Numbers*

SCHTYPE	2002	2003	2004	2005	2006	2007	2008
Comprehensive	82	182	247	298	441	533	767
Grammar	2	11	12	45	17	24	49
Sec Mod	0	2	3	8	16	12	16
Independent	1	3	4	1	5	14	30
Sixth Form	18	25	23	27	28	47	25
FE/Tertiary	311	431	376	316	264	205	151
Other	135	131	137	112	75	67	91

**GCSE PSYCHOLOGY 2002–2008**

Cumulative % at Grade A by school type





*GCSE PSYCHOLOGY Grade B by school type 2002- 2008  
Cumulative Percentages*

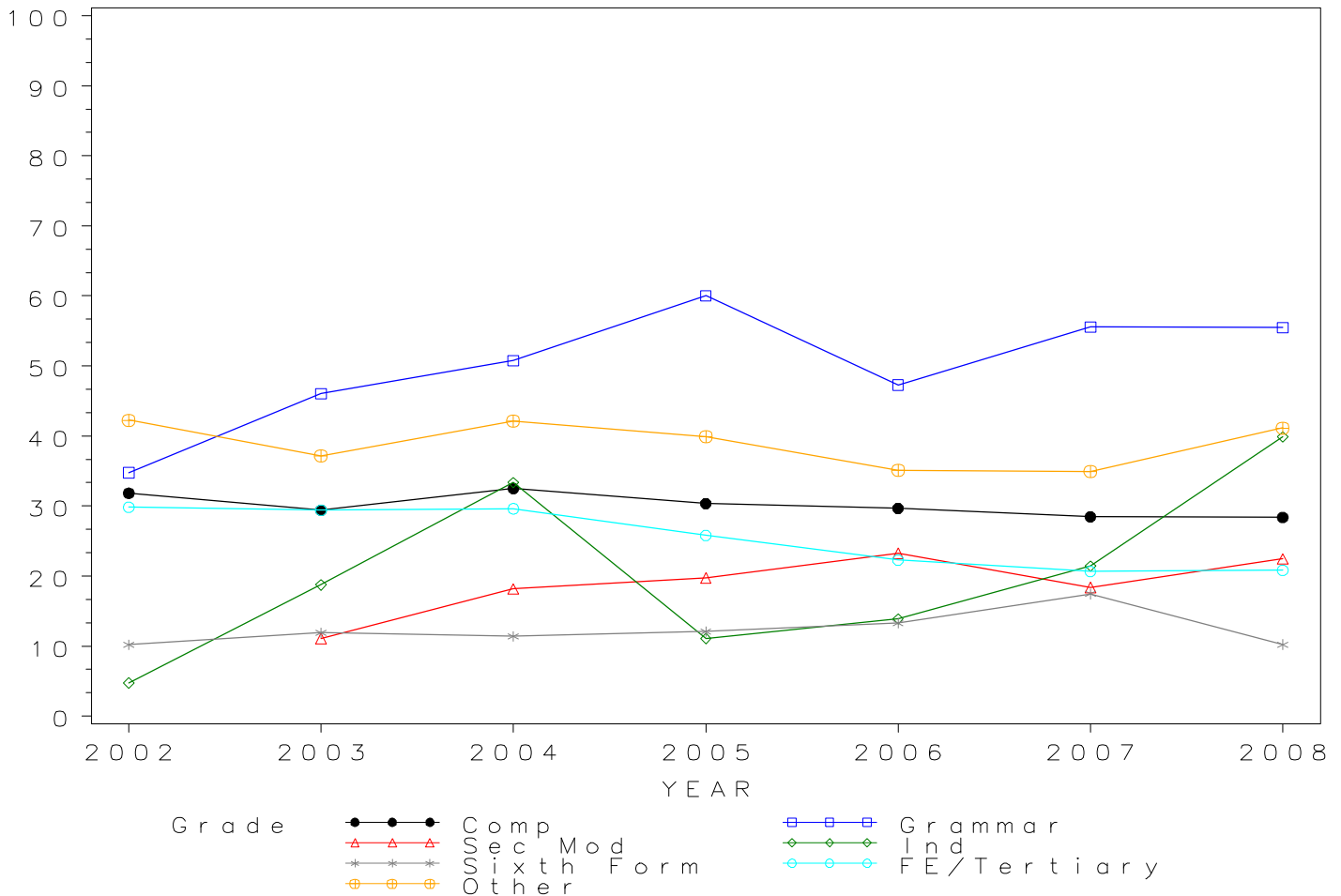
SCHTYPE	2002	2003	2004	2005	2006	2007	2008
Comprehensive	31.83	29.39	32.50	30.37	29.68	28.47	28.39
Grammar	34.78	46.03	50.77	60.00	47.30	55.56	55.48
Sec Mod	.	11.11	18.18	19.74	23.28	18.38	22.45
Independent	4.76	18.75	33.33	11.11	13.89	21.43	39.88
Sixth Form	10.19	11.90	11.38	12.10	13.27	17.46	10.23
FE/Tertiary	29.82	29.40	29.61	25.80	22.29	20.65	20.82
Other	42.26	37.18	42.14	39.92	35.12	34.94	41.14

*Cumulative Numbers*

SCHTYPE	2002	2003	2004	2005	2006	2007	2008
Comprehensive	184	353	480	628	826	1002	1412
Grammar	8	29	33	69	35	50	81
Sec Mod	0	4	10	15	27	25	33
Independent	1	3	7	2	5	21	65
Sixth Form	65	84	85	91	95	143	79
FE/Tertiary	687	861	769	657	495	413	350
Other	265	235	244	210	144	123	144

**GCSE PSYCHOLOGY 2002–2008**

Cumulative % at Grade B by school type



*GCSE PSYCHOLOGY Grade C by school type 2002- 2008  
Cumulative Percentages*

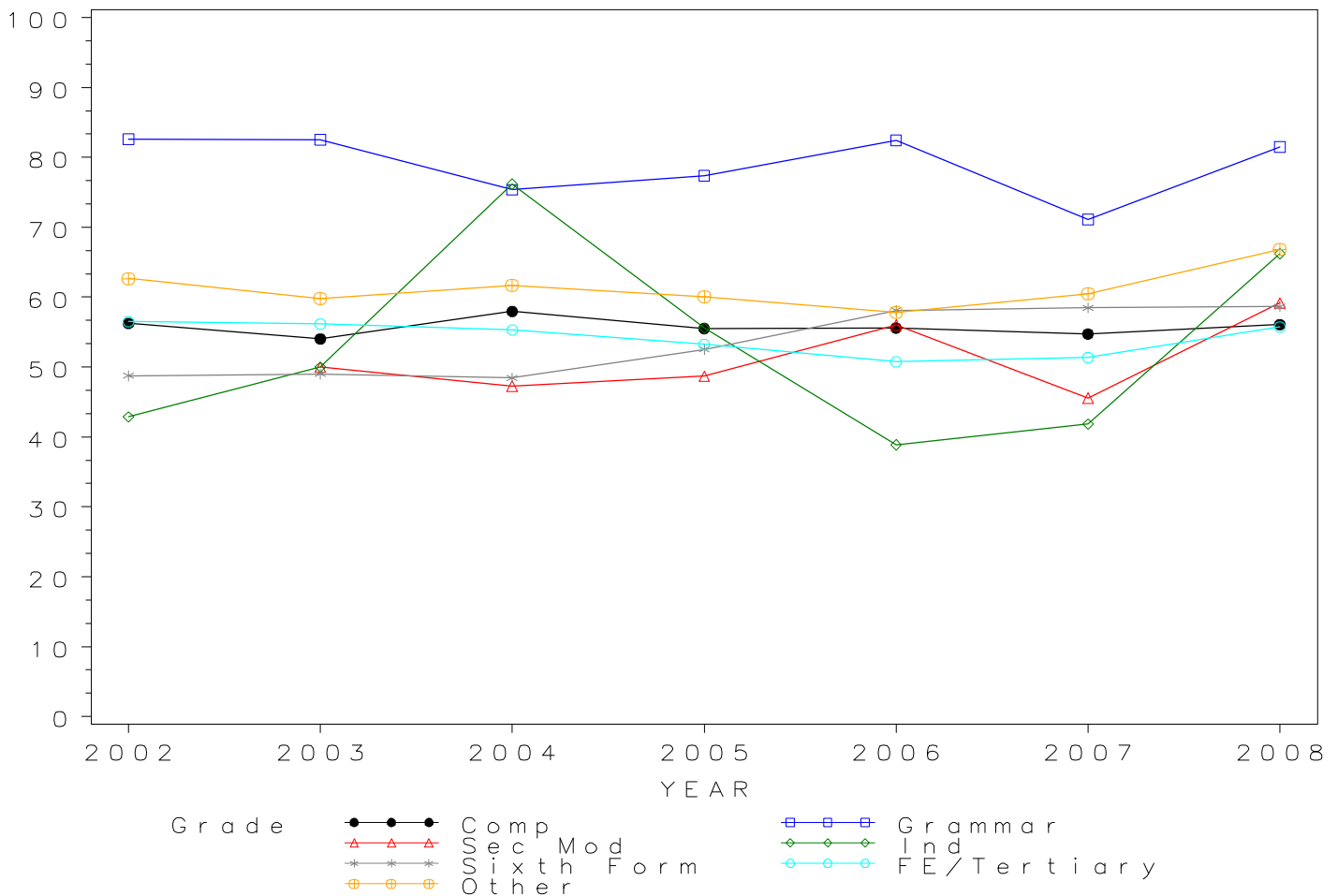
SCHTYPE	2002	2003	2004	2005	2006	2007	2008
Comprehensive	56.23	54.04	57.96	55.51	55.59	54.73	56.06
Grammar	82.61	82.54	75.38	77.39	82.43	71.11	81.51
Sec Mod	.	50.00	47.27	48.68	56.03	45.59	59.18
Independent	42.86	50.00	76.19	55.56	38.89	41.84	66.26
Sixth Form	48.75	49.01	48.46	52.53	58.10	58.49	58.68
FE/Tertiary	56.51	56.16	55.29	53.24	50.74	51.35	55.74
Other	62.68	59.81	61.66	60.08	57.80	60.51	66.86

*Cumulative Numbers*

SCHTYPE	2002	2003	2004	2005	2006	2007	2008
Comprehensive	325	649	856	1148	1547	1926	2788
Grammar	19	52	49	89	61	64	119
Sec Mod	0	18	26	37	65	62	87
Independent	9	8	16	10	14	41	108
Sixth Form	311	346	362	395	416	479	453
FE/Tertiary	1302	1645	1436	1356	1127	1027	937
Other	393	378	357	316	237	213	234

**GCSE PSYCHOLOGY 2002–2008**

Cumulative % at Grade C by school type



*GCSE PSYCHOLOGY Grade D by school type 2002- 2008  
Cumulative Percentages*

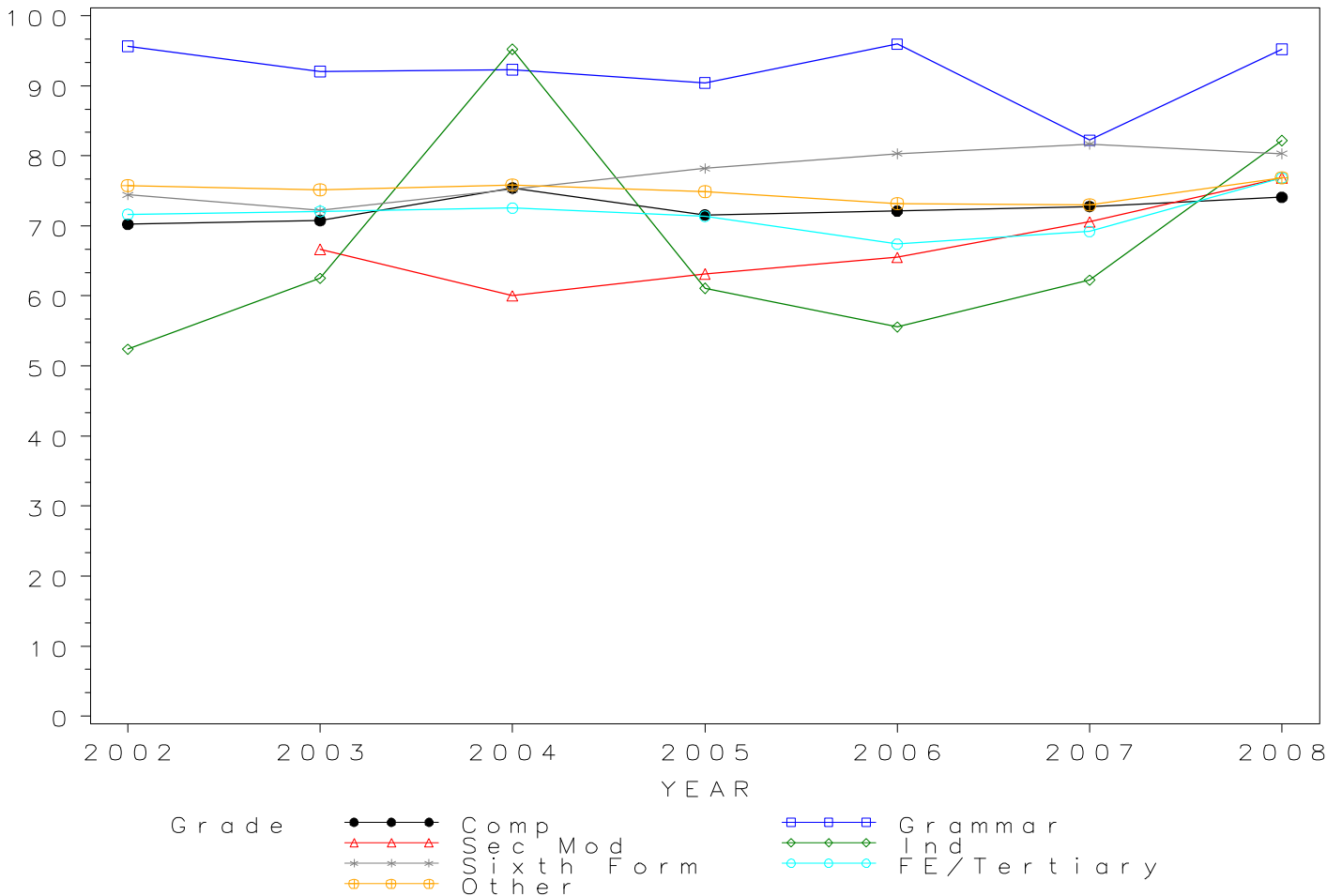
SCHTYPE	2002	2003	2004	2005	2006	2007	2008
Comprehensive	70.24	70.77	75.42	71.57	72.12	72.78	74.08
Grammar	95.65	92.06	92.31	90.43	95.95	82.22	95.21
Sec Mod	.	66.67	60.00	63.16	65.52	70.59	76.87
Independent	52.38	62.50	95.24	61.11	55.56	62.24	82.21
Sixth Form	74.45	72.24	75.23	78.19	80.31	81.68	80.31
FE/Tertiary	71.66	72.07	72.55	71.38	67.40	69.20	76.86
Other	75.76	75.16	75.82	74.90	73.17	73.01	76.86

*Cumulative Numbers*

SCHTYPE	2002	2003	2004	2005	2006	2007	2008
Comprehensive	406	850	1114	1480	2007	2561	3684
Grammar	22	58	60	104	71	74	139
Sec Mod	0	24	33	48	76	96	113
Independent	11	10	20	11	20	61	134
Sixth Form	475	510	562	588	575	669	620
FE/Tertiary	1651	2111	1884	1818	1497	1384	1292
Other	475	475	439	394	300	257	269

**GCSE PSYCHOLOGY 2002–2008**

Cumulative % at Grade D by school type



*GCSE PSYCHOLOGY Grade E by school type 2002- 2008  
Cumulative Percentages*

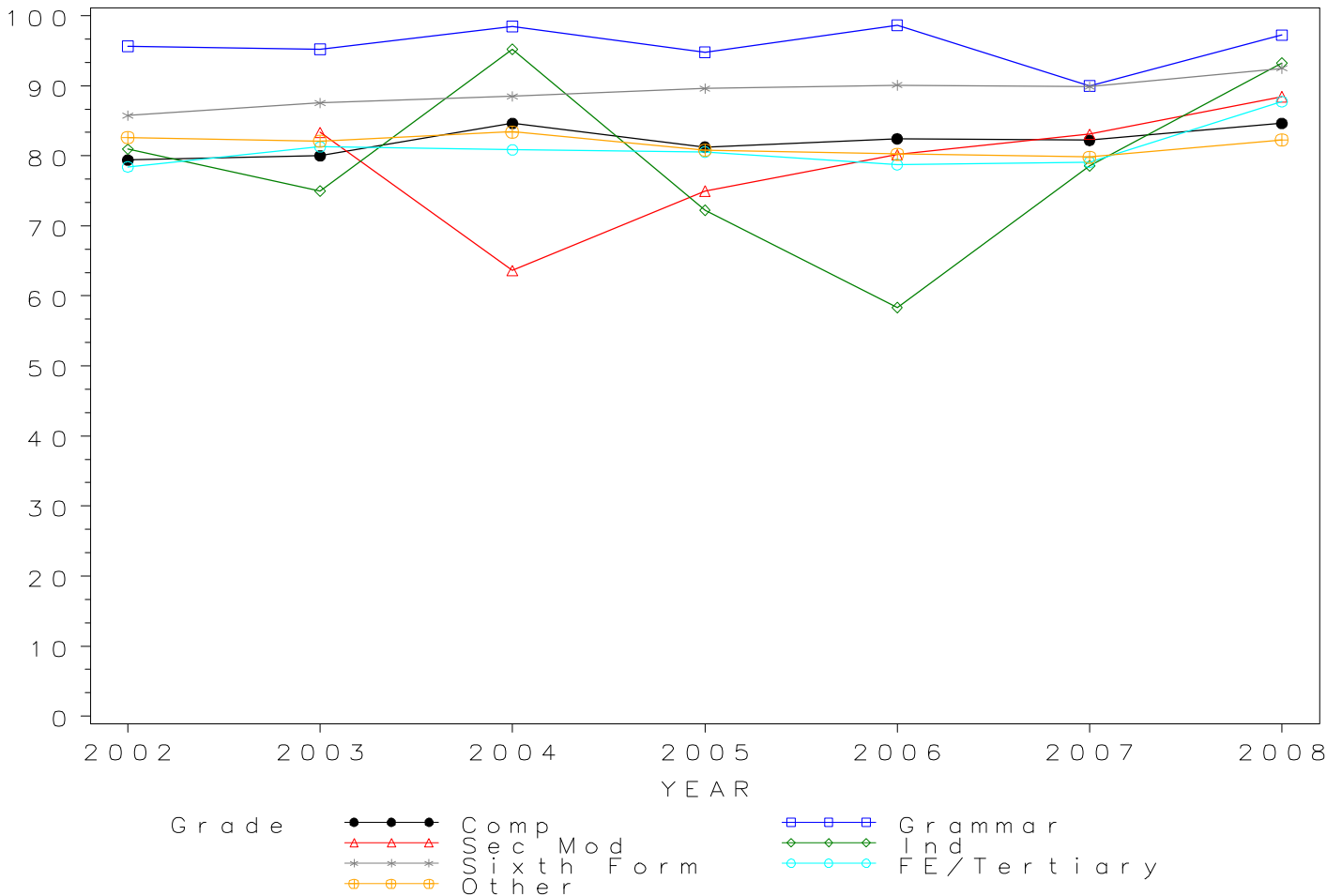
SCHTYPE	2002	2003	2004	2005	2006	2007	2008
Comprehensive	79.41	80.02	84.63	81.24	82.43	82.21	84.62
Grammar	95.65	95.24	98.46	94.78	98.65	90.00	97.26
Sec Mod	.	83.33	63.64	75.00	80.17	83.09	88.44
Independent	80.95	75.00	95.24	72.22	58.33	78.57	93.25
Sixth Form	85.74	87.54	88.49	89.63	90.08	89.87	92.49
FE/Tertiary	78.43	81.29	80.86	80.57	78.75	79.10	87.75
Other	82.62	82.12	83.42	80.80	80.24	79.83	82.29

*Cumulative Numbers*

SCHTYPE	2002	2003	2004	2005	2006	2007	2008
Comprehensive	459	961	1250	1680	2294	2893	4208
Grammar	22	60	64	109	73	81	142
Sec Mod	0	30	35	57	93	113	130
Independent	17	12	20	13	21	77	152
Sixth Form	547	618	661	674	645	736	714
FE/Tertiary	1807	2381	2100	2052	1749	1582	1475
Other	518	519	483	425	329	281	288

**GCSE PSYCHOLOGY 2002–2008**

Cumulative % at Grade E by school type



*GCSE PSYCHOLOGY Grade F by school type 2002- 2008  
Cumulative Percentages*

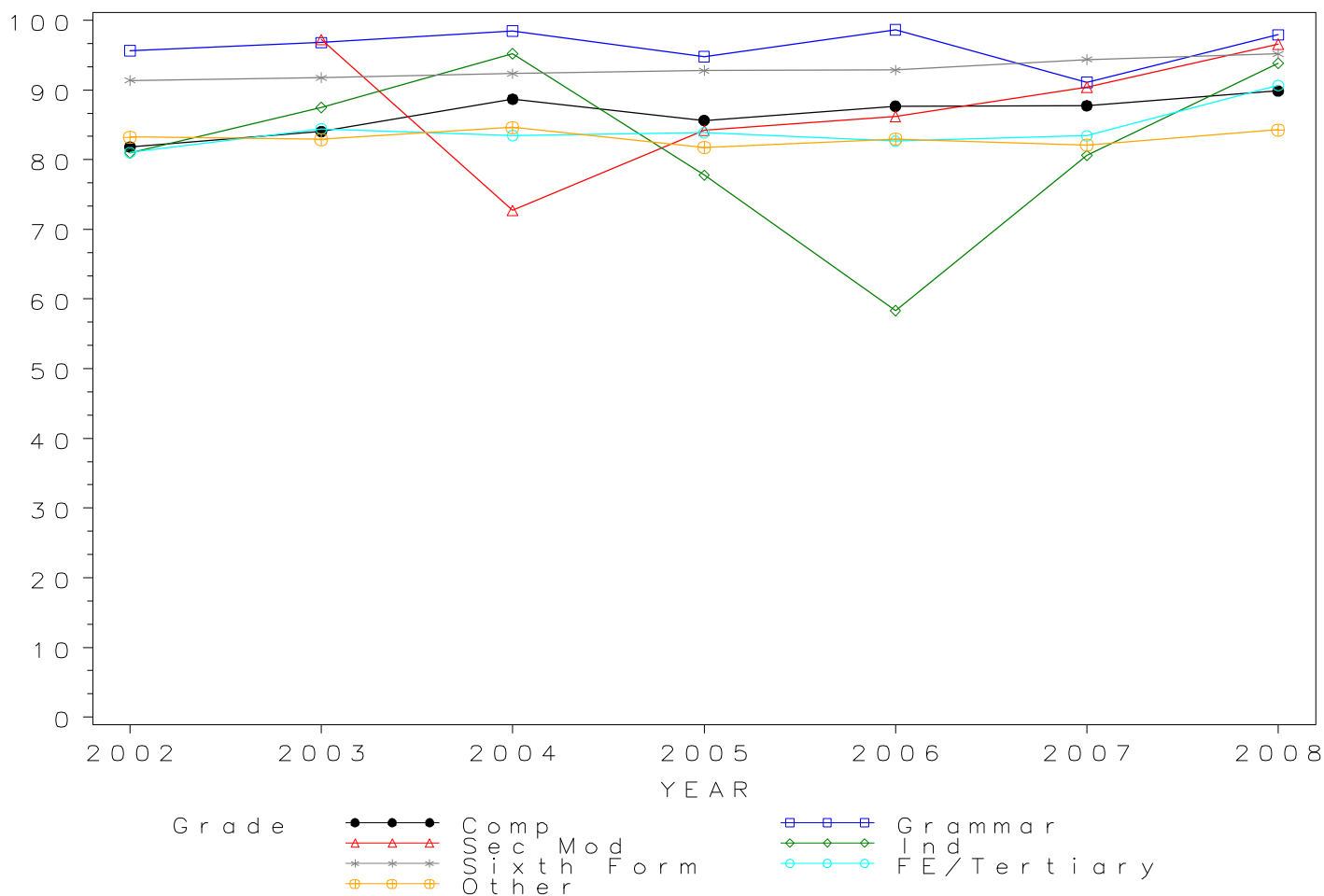
SCHTYPE	2002	2003	2004	2005	2006	2007	2008
Comprehensive	81.83	84.01	88.69	85.64	87.68	87.75	89.85
Grammar	95.65	96.83	98.46	94.78	98.65	91.11	97.95
Sec Mod	.	97.22	72.73	84.21	86.21	90.44	96.60
Independent	80.95	87.50	95.24	77.78	58.33	80.61	93.87
Sixth Form	91.38	91.78	92.37	92.82	92.88	94.38	95.21
FE/Tertiary	81.03	84.43	83.48	83.86	82.67	83.45	90.66
Other	83.25	82.91	84.63	81.75	82.93	82.10	84.29

*Cumulative Numbers*

SCHTYPE	2002	2003	2004	2005	2006	2007	2008
Comprehensive	473	1009	1310	1771	2440	3088	4468
Grammar	22	61	64	109	73	82	143
Sec Mod	0	35	40	64	100	123	142
Independent	17	14	20	14	21	79	153
Sixth Form	583	648	690	698	665	773	735
FE/Tertiary	1867	2473	2168	2136	1836	1669	1524
Other	522	524	490	430	340	289	295

**GCSE PSYCHOLOGY 2002–2008**

Cumulative % at Grade F by school type



*GCSE PSYCHOLOGY Grade G by school type 2002- 2008  
Cumulative Percentages*

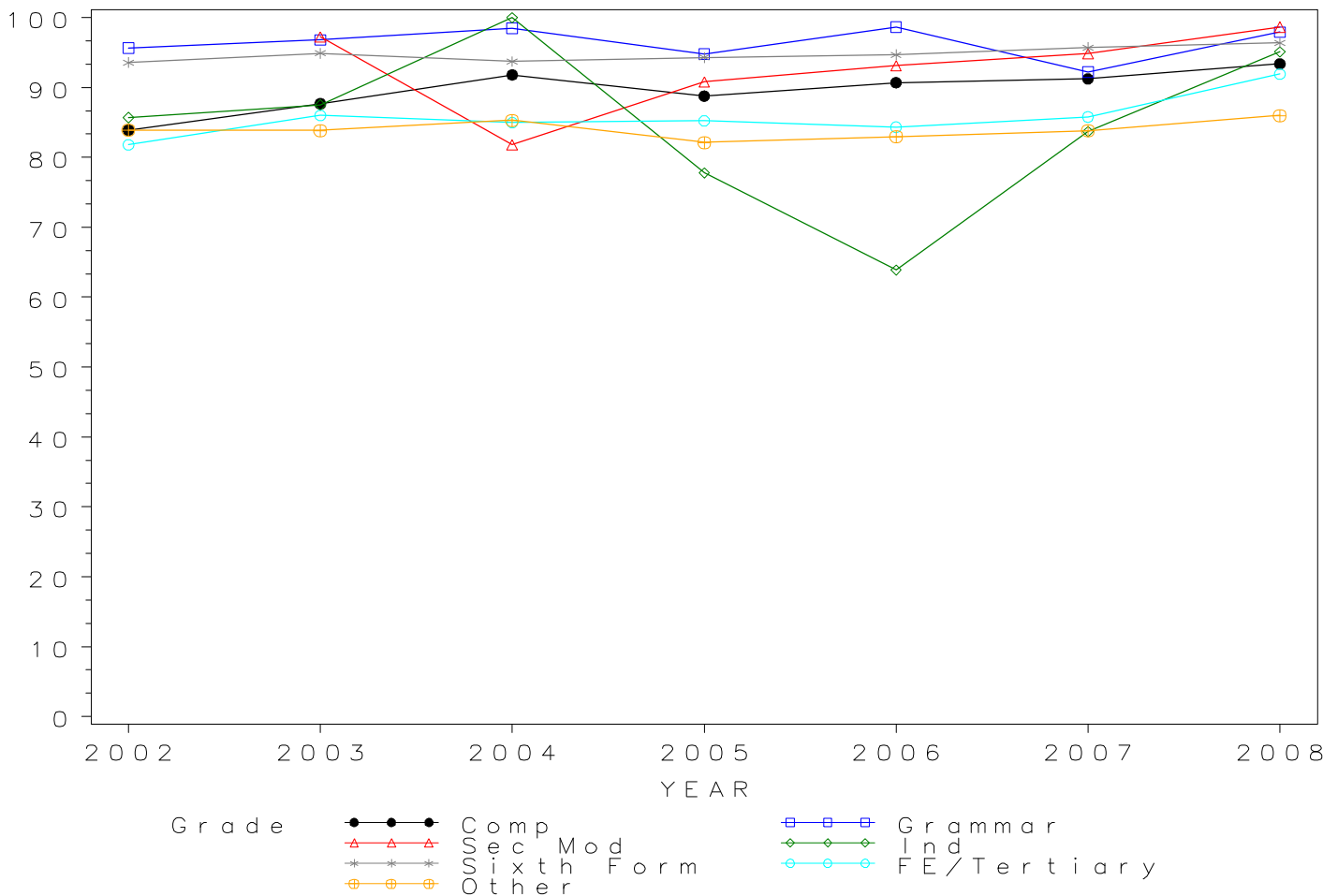
SCHTYPE	2002	2003	2004	2005	2006	2007	2008
Comprehensive	83.91	87.68	91.81	88.78	90.69	91.22	93.36
Grammar	95.65	96.83	98.46	94.78	98.65	92.22	97.95
Sec Mod	.	97.22	81.82	90.79	93.10	94.85	98.64
Independent	85.71	87.50	100.00	77.78	63.89	83.67	95.09
Sixth Form	93.57	94.90	93.71	94.28	94.69	95.73	96.37
FE/Tertiary	81.81	86.00	84.98	85.24	84.33	85.80	91.91
Other	83.89	83.86	85.32	82.13	82.93	83.81	86.00

*Cumulative Numbers*

SCHTYPE	2002	2003	2004	2005	2006	2007	2008
Comprehensive	485	1053	1356	1836	2524	3210	4643
Grammar	22	61	64	109	73	83	143
Sec Mod	0	35	45	69	108	129	145
Independent	18	14	21	14	23	82	155
Sixth Form	597	670	700	709	678	784	744
FE/Tertiary	1885	2519	2207	2171	1873	1716	1545
Other	526	530	494	432	340	295	301

**GCSE PSYCHOLOGY 2002—2008**

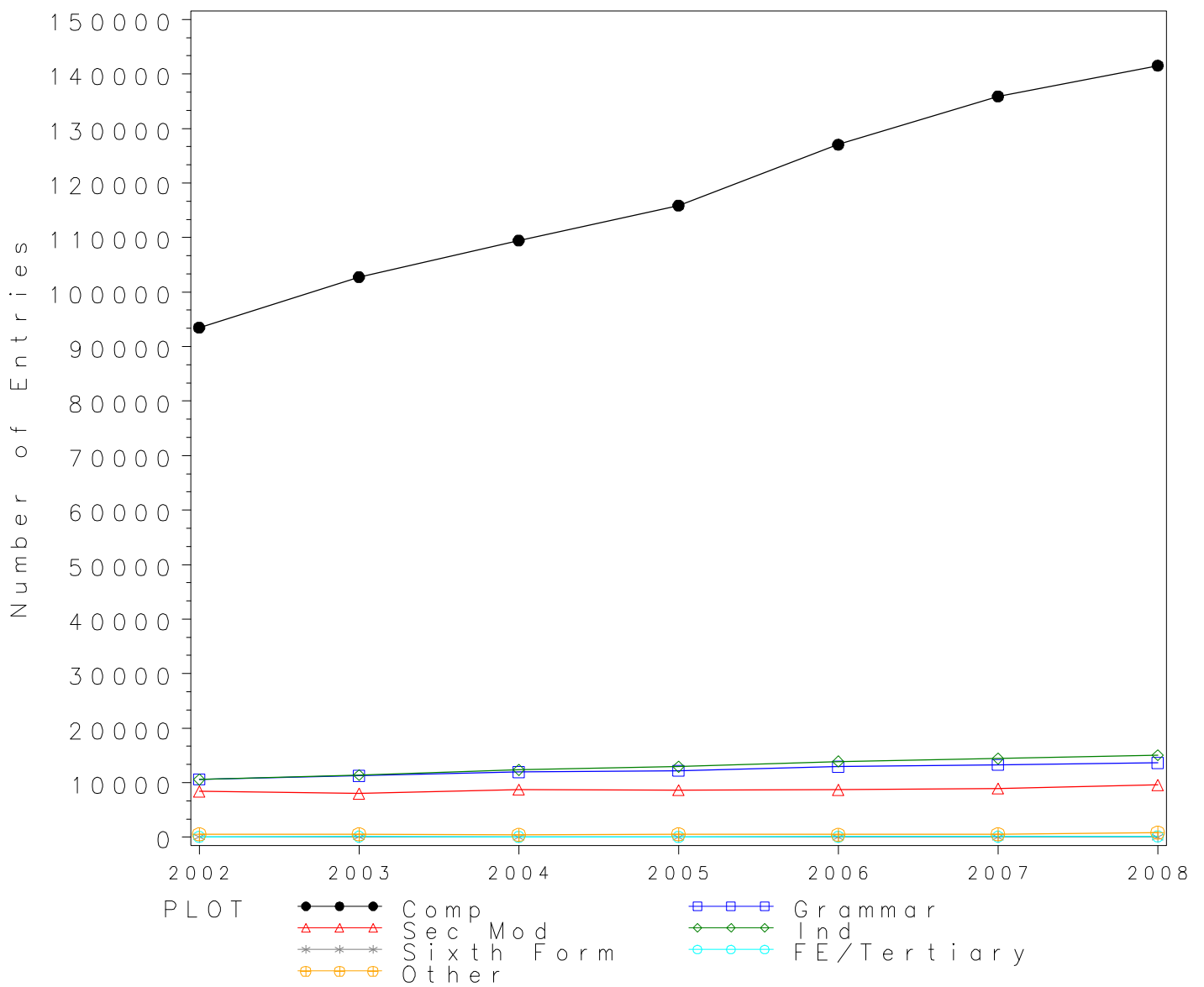
Cumulative % at Grade G by school type



*Numbers of GCSE entries in RELIGIOUS STUDIES/EDU by school type 2002- 2008*

SCHTYPE	2002	2003	2004	2005	2006	2007	2008
Comprehensive	93498	102746	109472	115884	127059	135922	141549
Grammar	10602	11289	11935	12186	12932	13293	13617
Sec Mod	8413	7989	8759	8663	8686	8928	9593
Independent	10586	11407	12362	12925	13898	14429	15049
Sixth Form	42	41	36	33	29	33	35
FE/Tertiary	85	108	52	77	89	108	147
Other	511	573	480	575	493	551	867

GCSE RELIGIOUS STUDIES/EDU Entries by school type 2002—2008



*GCSE RELIGIOUS STUDIES/EDU Grade A\* by school type 2002- 2008  
Cumulative Percentages*

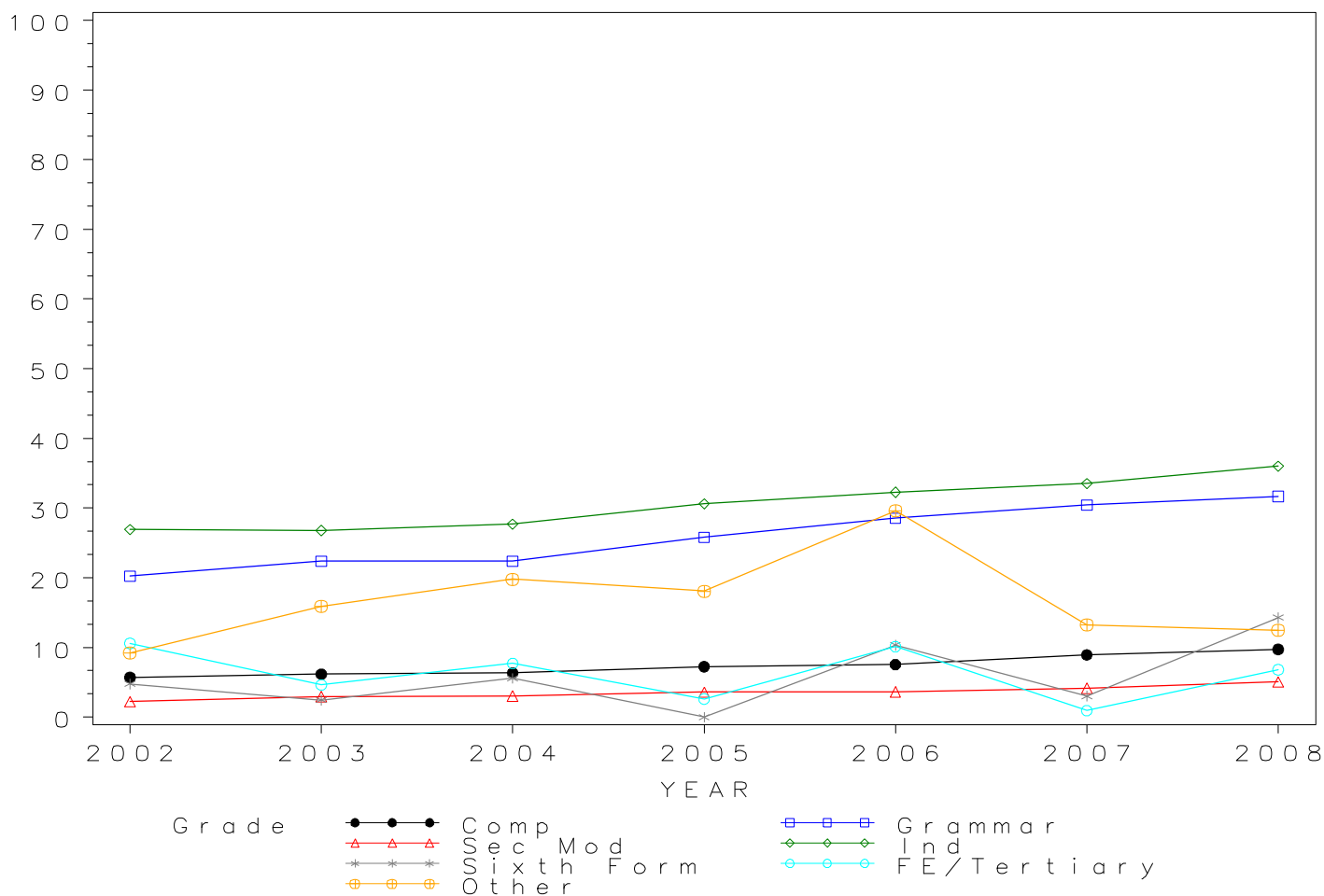
SCHTYPE	2002	2003	2004	2005	2006	2007	2008
Comprehensive	5.69	6.17	6.35	7.24	7.54	8.93	9.72
Grammar	20.24	22.38	22.35	25.79	28.56	30.43	31.69
Sec Mod	2.23	2.93	3.01	3.59	3.62	4.16	5.07
Independent	26.90	26.80	27.70	30.60	32.30	33.50	36.00
Sixth Form	4.76	2.44	5.56	0.00	10.34	3.03	14.29
FE/Tertiary	10.59	4.63	7.69	2.60	10.11	0.93	6.80
Other	9.20	15.88	19.79	18.09	29.61	13.25	12.46

*Cumulative Numbers*

SCHTYPE	2002	2003	2004	2005	2006	2007	2008
Comprehensive	5323	6339	6949	8393	9575	12139	13759
Grammar	2146	2527	2668	3143	3694	4045	4315
Sec Mod	188	234	264	311	314	371	486
Independent	2848	3057	3424	3955	4489	4834	5418
Sixth Form	2	1	2	0	3	1	5
FE/Tertiary	9	5	4	2	9	1	10
Other	47	91	95	104	146	73	108

**GCSE RELIGIOUS STUDIES/EDU 2002–2008**

Cumulative % at Grade A\* by school type





*GCSE RELIGIOUS STUDIES/EDU Grade A by school type 2002- 2008  
Cumulative Percentages*

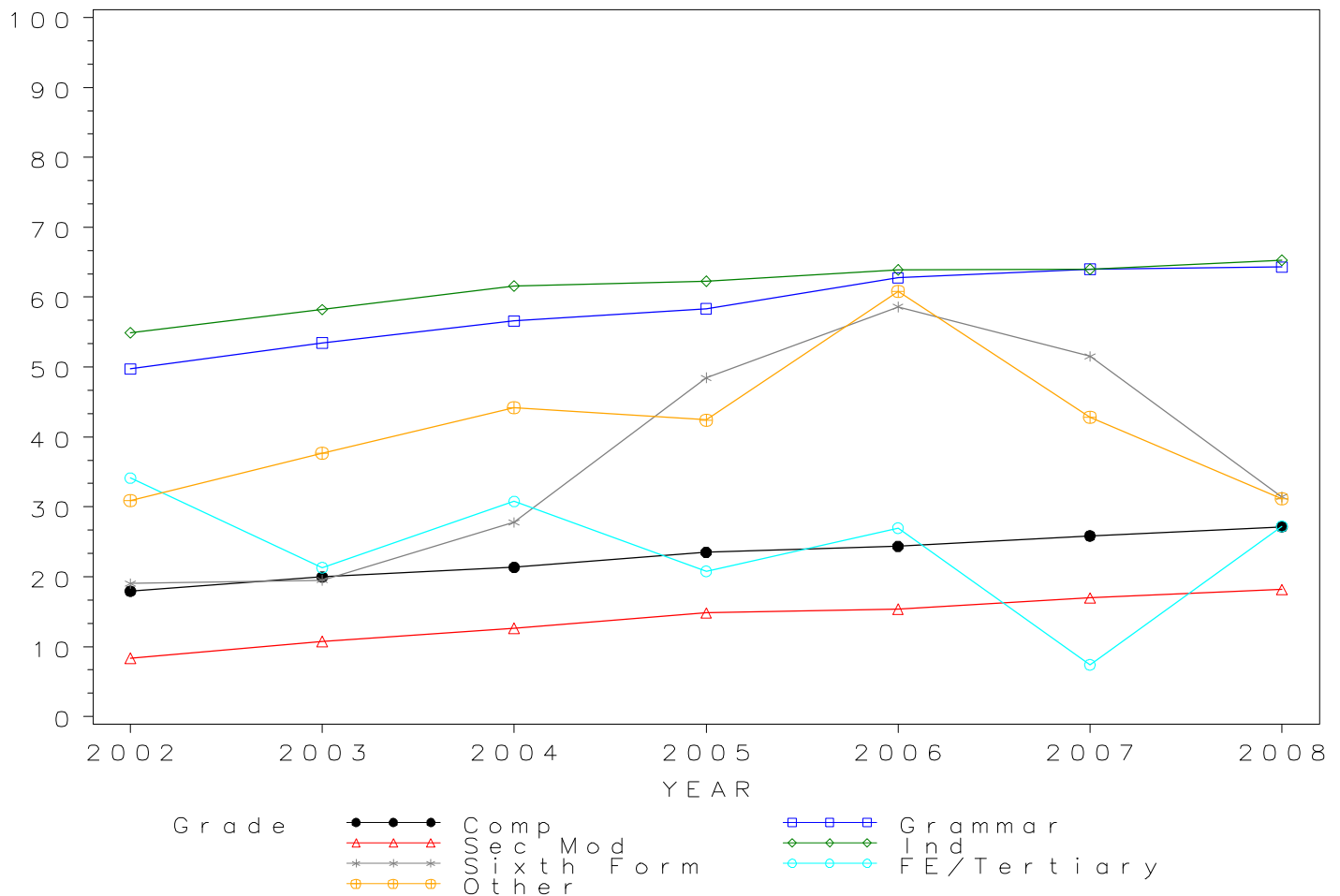
SCHTYPE	2002	2003	2004	2005	2006	2007	2008
Comprehensive	17.94	19.98	21.35	23.49	24.35	25.86	27.15
Grammar	49.75	53.44	56.58	58.35	62.75	64.01	64.30
Sec Mod	8.37	10.74	12.65	14.81	15.38	16.97	18.17
Independent	54.90	58.20	61.60	62.30	63.90	64.00	65.30
Sixth Form	19.05	19.51	27.78	48.48	58.62	51.52	31.43
FE/Tertiary	34.12	21.30	30.77	20.78	26.97	7.41	27.21
Other	30.92	37.70	44.17	42.43	60.85	42.83	31.14

*Cumulative Numbers*

SCHTYPE	2002	2003	2004	2005	2006	2007	2008
Comprehensive	16771	20526	23368	27225	30936	35143	38426
Grammar	5274	6033	6753	7110	8115	8509	8756
Sec Mod	704	858	1108	1283	1336	1515	1743
Independent	5812	6639	7615	8052	8881	9235	9827
Sixth Form	8	8	10	16	17	17	11
FE/Tertiary	29	23	16	16	24	8	40
Other	158	216	212	244	300	236	270

**GCSE RELIGIOUS STUDIES/EDU 2002–2008**

Cumulative % at Grade A by school type



*GCSE RELIGIOUS STUDIES/EDU Grade B by school type 2002- 2008  
Cumulative Percentages*

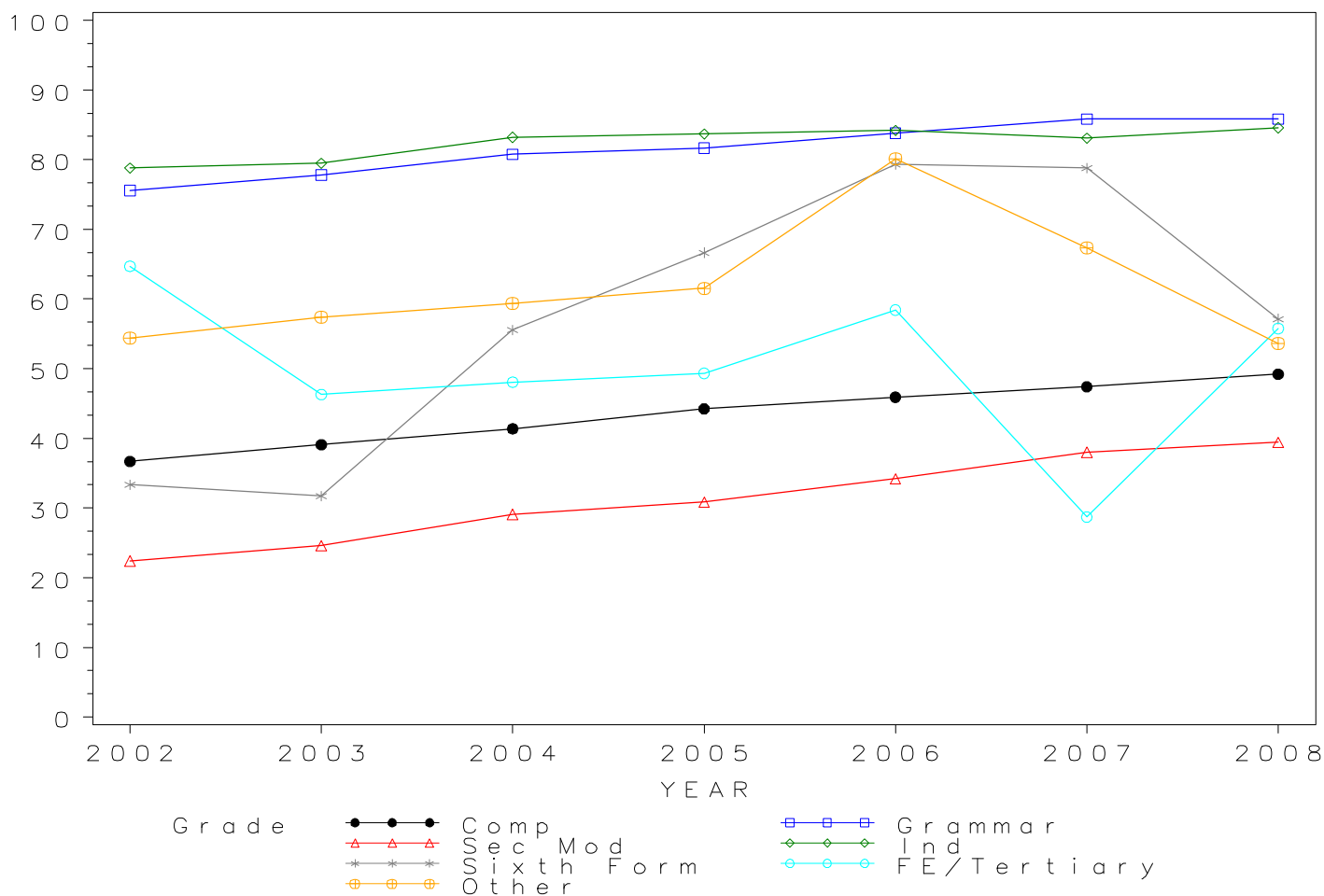
SCHTYPE	2002	2003	2004	2005	2006	2007	2008
Comprehensive	36.70	39.09	41.38	44.24	45.92	47.39	49.21
Grammar	75.60	77.82	80.79	81.66	83.84	85.84	85.84
Sec Mod	22.43	24.62	29.10	30.84	34.23	38.02	39.46
Independent	78.80	79.50	83.20	83.70	84.20	83.10	84.60
Sixth Form	33.33	31.71	55.56	66.67	79.31	78.79	57.14
FE/Tertiary	64.71	46.30	48.08	49.35	58.43	28.70	55.78
Other	54.40	57.42	59.38	61.57	80.12	67.33	53.63

*Cumulative Numbers*

SCHTYPE	2002	2003	2004	2005	2006	2007	2008
Comprehensive	34310	40168	45301	51272	58340	64420	69655
Grammar	8015	8785	9642	9951	10842	11411	11689
Sec Mod	1887	1967	2549	2672	2973	3394	3785
Independent	8342	9069	10285	10818	11702	11990	12731
Sixth Form	14	13	20	22	23	26	20
FE/Tertiary	55	50	25	38	52	31	82
Other	278	329	285	354	395	371	465

**GCSE RELIGIOUS STUDIES/EDU 2002–2008**

Cumulative % at Grade B by school type



*GCSE RELIGIOUS STUDIES/EDU Grade C by school type 2002- 2008  
Cumulative Percentages*

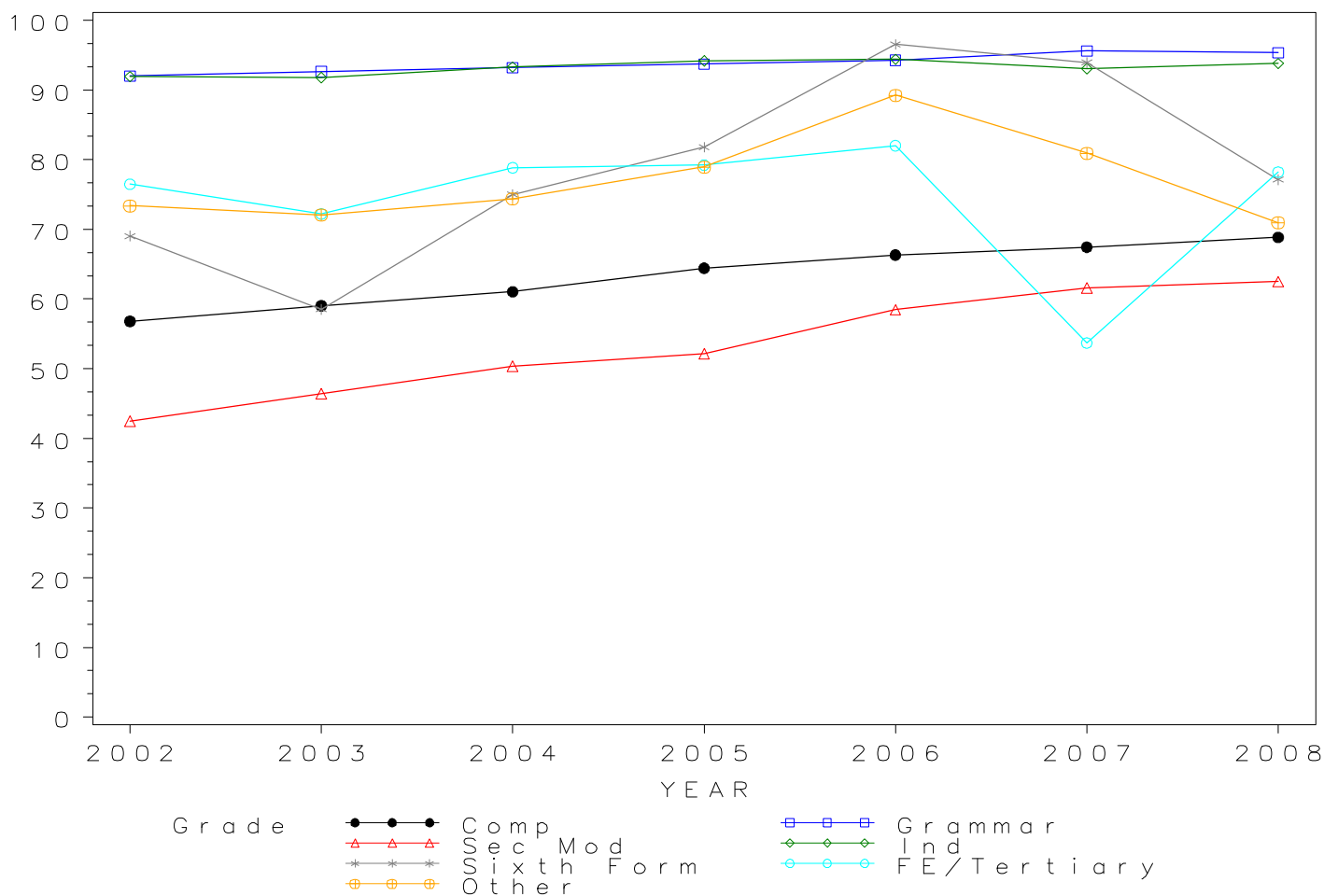
SCHTYPE	2002	2003	2004	2005	2006	2007	2008
Comprehensive	56.81	59.04	61.04	64.43	66.32	67.45	68.86
Grammar	91.99	92.67	93.20	93.73	94.30	95.59	95.34
Sec Mod	42.49	46.44	50.37	52.19	58.46	61.62	62.49
Independent	91.90	91.80	93.30	94.20	94.40	93.10	93.80
Sixth Form	69.05	58.54	75.00	81.82	96.55	93.94	77.14
FE/Tertiary	76.47	72.22	78.85	79.22	82.02	53.70	78.23
Other	73.39	72.08	74.38	78.96	89.25	80.94	70.93

*Cumulative Numbers*

SCHTYPE	2002	2003	2004	2005	2006	2007	2008
Comprehensive	53118	60664	66827	74660	84267	91678	97474
Grammar	9753	10461	11124	11422	12195	12707	12983
Sec Mod	3575	3710	4412	4521	5078	5501	5995
Independent	9729	10472	11534	12175	13120	13433	14116
Sixth Form	29	24	27	27	28	31	27
FE/Tertiary	65	78	41	61	73	58	115
Other	375	413	357	454	440	446	615

**GCSE RELIGIOUS STUDIES/EDU 2002–2008**

Cumulative % at Grade C by school type



*GCSE RELIGIOUS STUDIES/EDU Grade D by school type 2002- 2008  
Cumulative Percentages*

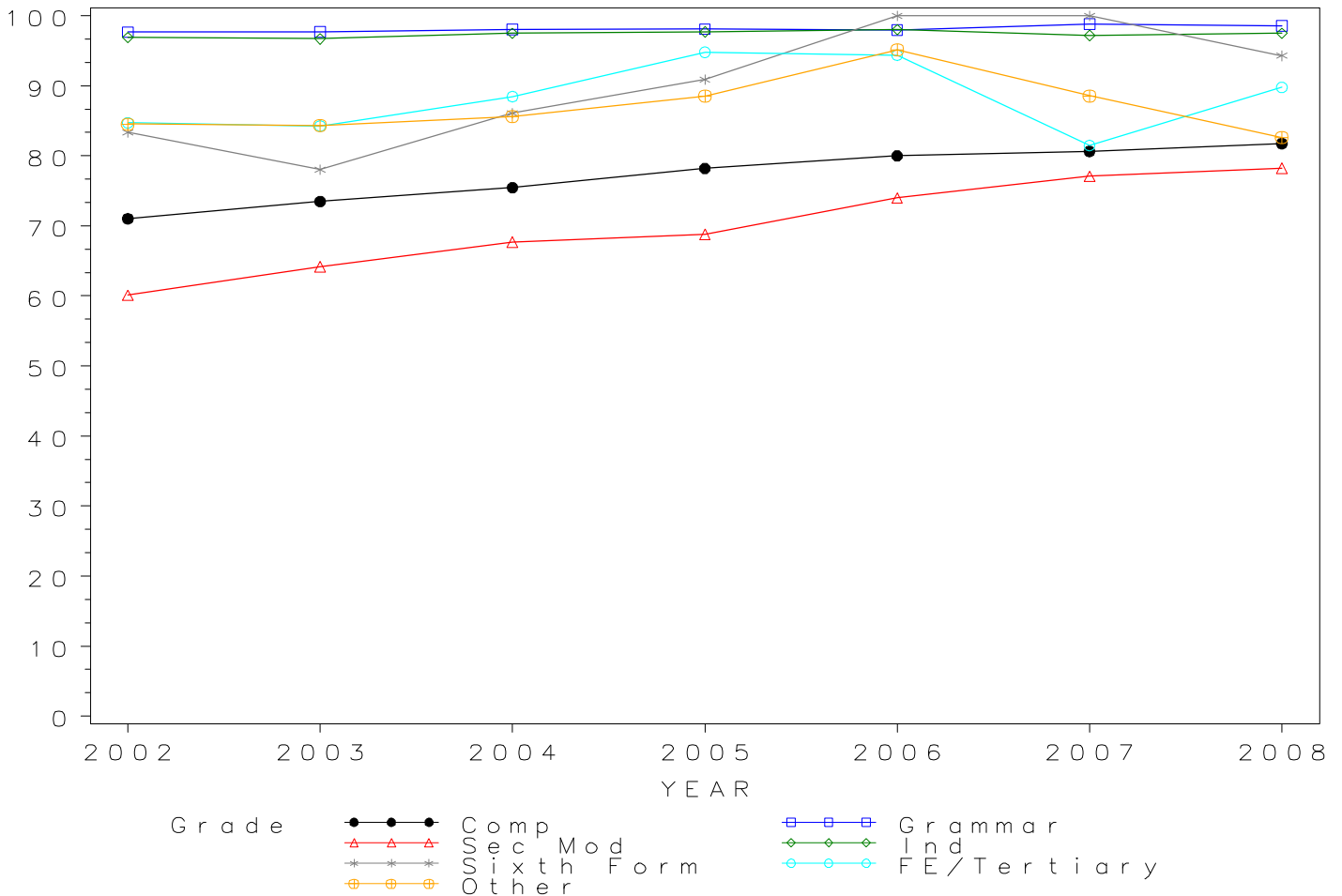
SCHTYPE	2002	2003	2004	2005	2006	2007	2008
Comprehensive	71.03	73.48	75.47	78.19	79.99	80.65	81.76
Grammar	97.67	97.71	98.07	98.11	97.96	98.83	98.57
Sec Mod	60.10	64.19	67.69	68.81	74.00	77.08	78.25
Independent	96.90	96.70	97.50	97.70	98.00	97.20	97.50
Sixth Form	83.33	78.05	86.11	90.91	100.00	100.00	94.29
FE/Tertiary	84.71	84.26	88.46	94.81	94.38	81.48	89.80
Other	84.54	84.29	85.63	88.52	95.13	88.57	82.58

*Cumulative Numbers*

SCHTYPE	2002	2003	2004	2005	2006	2007	2008
Comprehensive	66408	75500	82623	90613	101631	109615	115734
Grammar	10355	11030	11705	11956	12668	13137	13422
Sec Mod	5056	5128	5929	5961	6428	6882	7507
Independent	10258	11031	12053	12628	13620	14025	14673
Sixth Form	35	32	31	30	29	33	33
FE/Tertiary	72	91	46	73	84	88	132
Other	432	483	411	509	469	488	716

**GCSE RELIGIOUS STUDIES/EDU 2002–2008**

Cumulative % at Grade D by school type



*GCSE RELIGIOUS STUDIES/EDU Grade E by school type 2002- 2008  
Cumulative Percentages*

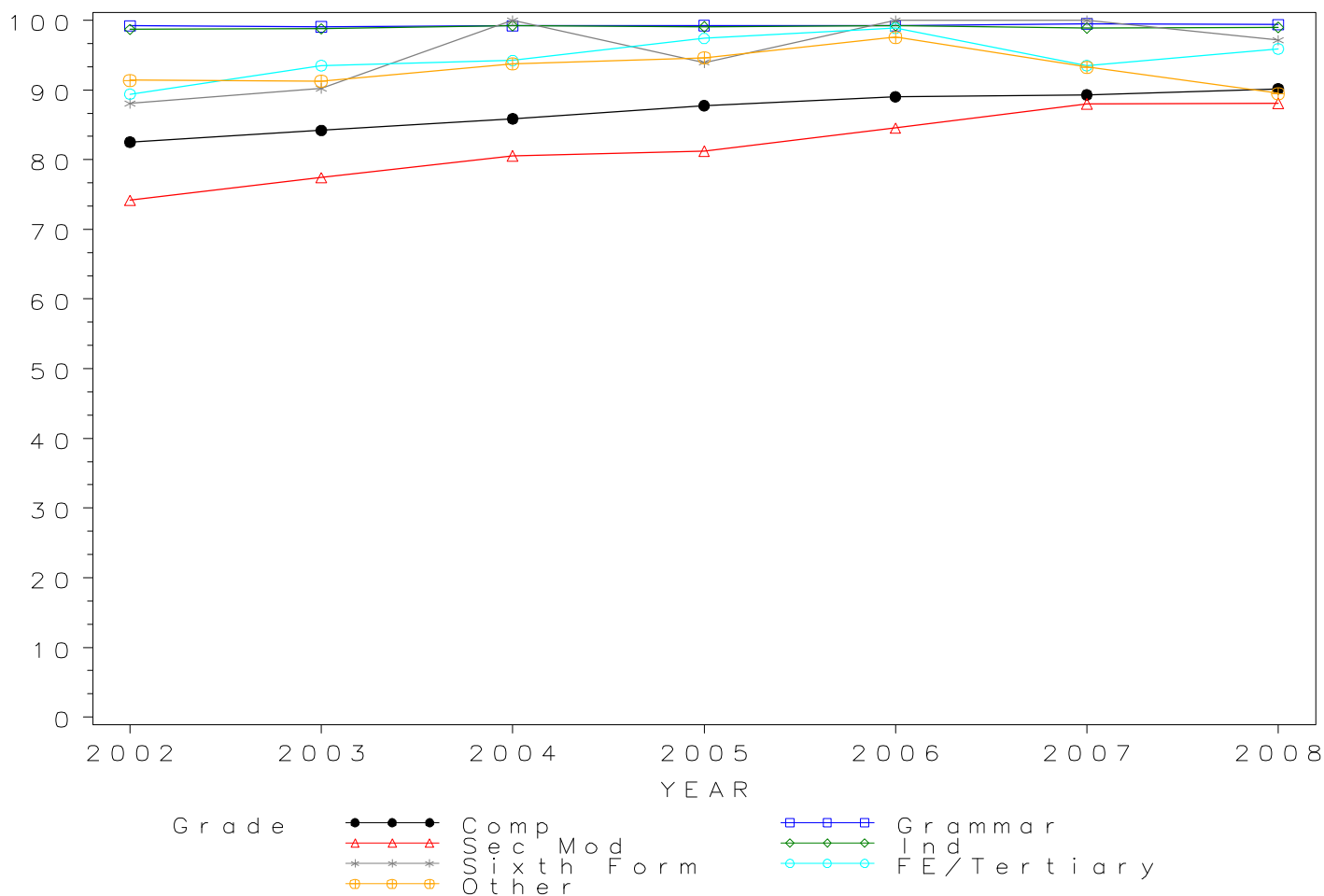
SCHTYPE	2002	2003	2004	2005	2006	2007	2008
Comprehensive	82.53	84.20	85.88	87.76	89.04	89.31	90.18
Grammar	99.22	99.08	99.21	99.27	99.22	99.51	99.38
Sec Mod	74.18	77.43	80.56	81.27	84.53	88.04	88.13
Independent	98.70	98.80	99.20	99.10	99.20	98.90	99.00
Sixth Form	88.10	90.24	100.00	93.94	100.00	100.00	97.14
FE/Tertiary	89.41	93.52	94.23	97.40	98.88	93.52	95.92
Other	91.39	91.27	93.75	94.61	97.57	93.28	89.50

*Cumulative Numbers*

SCHTYPE	2002	2003	2004	2005	2006	2007	2008
Comprehensive	77161	86512	94011	101699	113128	121386	127647
Grammar	10519	11185	11841	12097	12831	13228	13533
Sec Mod	6241	6186	7056	7040	7342	7860	8454
Independent	10448	11270	12263	12809	13787	14270	14899
Sixth Form	37	37	36	31	29	33	34
FE/Tertiary	76	101	49	75	88	101	141
Other	467	523	450	544	481	514	776

**GCSE RELIGIOUS STUDIES/EDU 2002–2008**

Cumulative % at Grade E by school type



*GCSE RELIGIOUS STUDIES/EDU Grade F by school type 2002- 2008  
Cumulative Percentages*

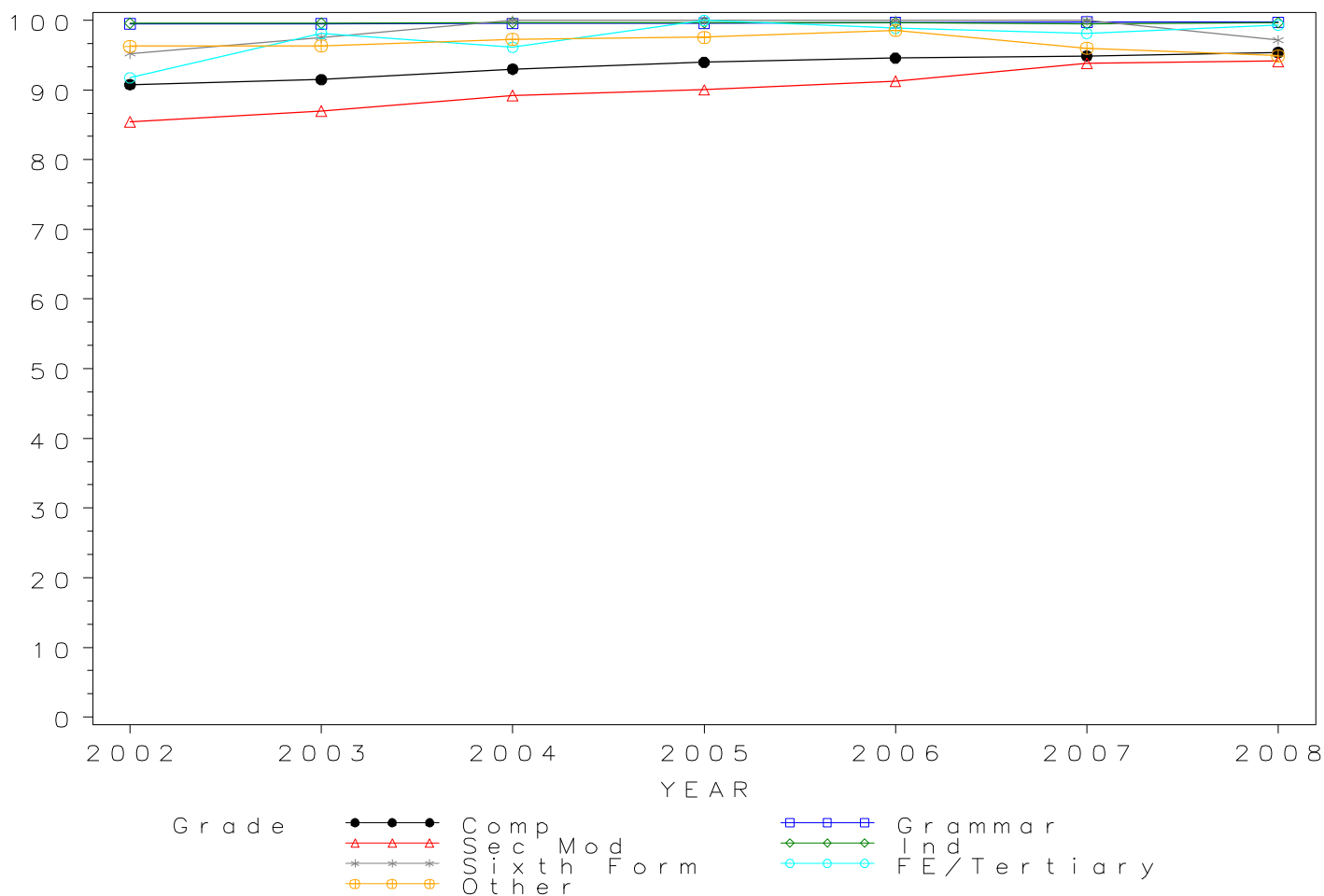
SCHTYPE	2002	2003	2004	2005	2006	2007	2008
Comprehensive	90.78	91.50	93.00	93.98	94.60	94.89	95.40
Grammar	99.50	99.50	99.56	99.61	99.67	99.75	99.72
Sec Mod	85.43	86.98	89.22	90.05	91.27	93.85	94.13
Independent	99.60	99.60	99.70	99.70	99.70	99.50	99.70
Sixth Form	95.24	97.56	100.00	100.00	100.00	100.00	97.14
FE/Tertiary	91.76	98.15	96.15	100.00	98.88	98.15	99.32
Other	96.28	96.34	97.29	97.57	98.58	96.01	94.93

*Cumulative Numbers*

SCHTYPE	2002	2003	2004	2005	2006	2007	2008
Comprehensive	84880	94012	101814	108912	120199	128981	135044
Grammar	10549	11232	11883	12139	12889	13260	13579
Sec Mod	7187	6949	7815	7801	7928	8379	9030
Independent	10544	11361	12325	12886	13856	14357	15004
Sixth Form	40	40	36	33	29	33	34
FE/Tertiary	78	106	50	77	88	106	146
Other	492	552	467	561	486	529	823

**GCSE RELIGIOUS STUDIES/EDU 2002–2008**

Cumulative % at Grade F by school type



*GCSE RELIGIOUS STUDIES/EDU Grade G by school type 2002-2008  
Cumulative Percentages*

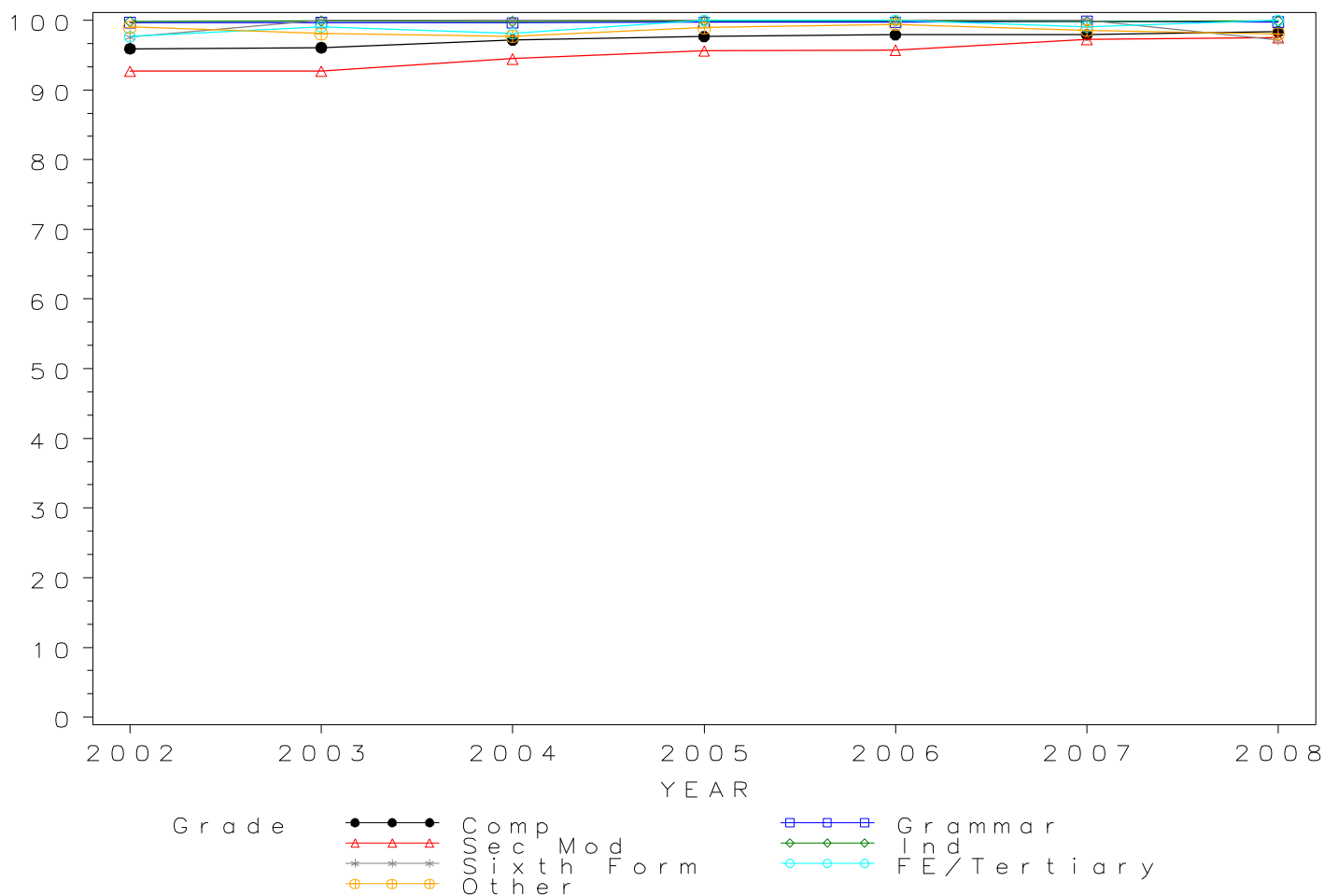
SCHTYPE	2002	2003	2004	2005	2006	2007	2008
Comprehensive	95.92	96.08	97.17	97.67	97.93	97.94	98.34
Grammar	99.68	99.67	99.64	99.71	99.73	99.86	99.79
Sec Mod	92.70	92.70	94.47	95.59	95.72	97.24	97.55
Independent	99.80	99.90	99.80	99.90	99.90	99.80	99.90
Sixth Form	97.62	100.00	100.00	100.00	100.00	100.00	97.14
FE/Tertiary	97.65	99.07	98.08	100.00	100.00	99.07	100.00
Other	99.02	98.08	97.71	98.96	99.39	98.55	98.04

*Cumulative Numbers*

SCHTYPE	2002	2003	2004	2005	2006	2007	2008
Comprehensive	89685	98717	106375	113180	124423	133118	139202
Grammar	10568	11252	11892	12151	12897	13274	13588
Sec Mod	7799	7406	8275	8281	8314	8682	9358
Independent	10565	11396	12337	12912	13884	14400	15034
Sixth Form	41	41	36	33	29	33	34
FE/Tertiary	83	107	51	77	89	107	147
Other	506	562	469	569	490	543	850

**GCSE RELIGIOUS STUDIES/EDU 2002–2008**

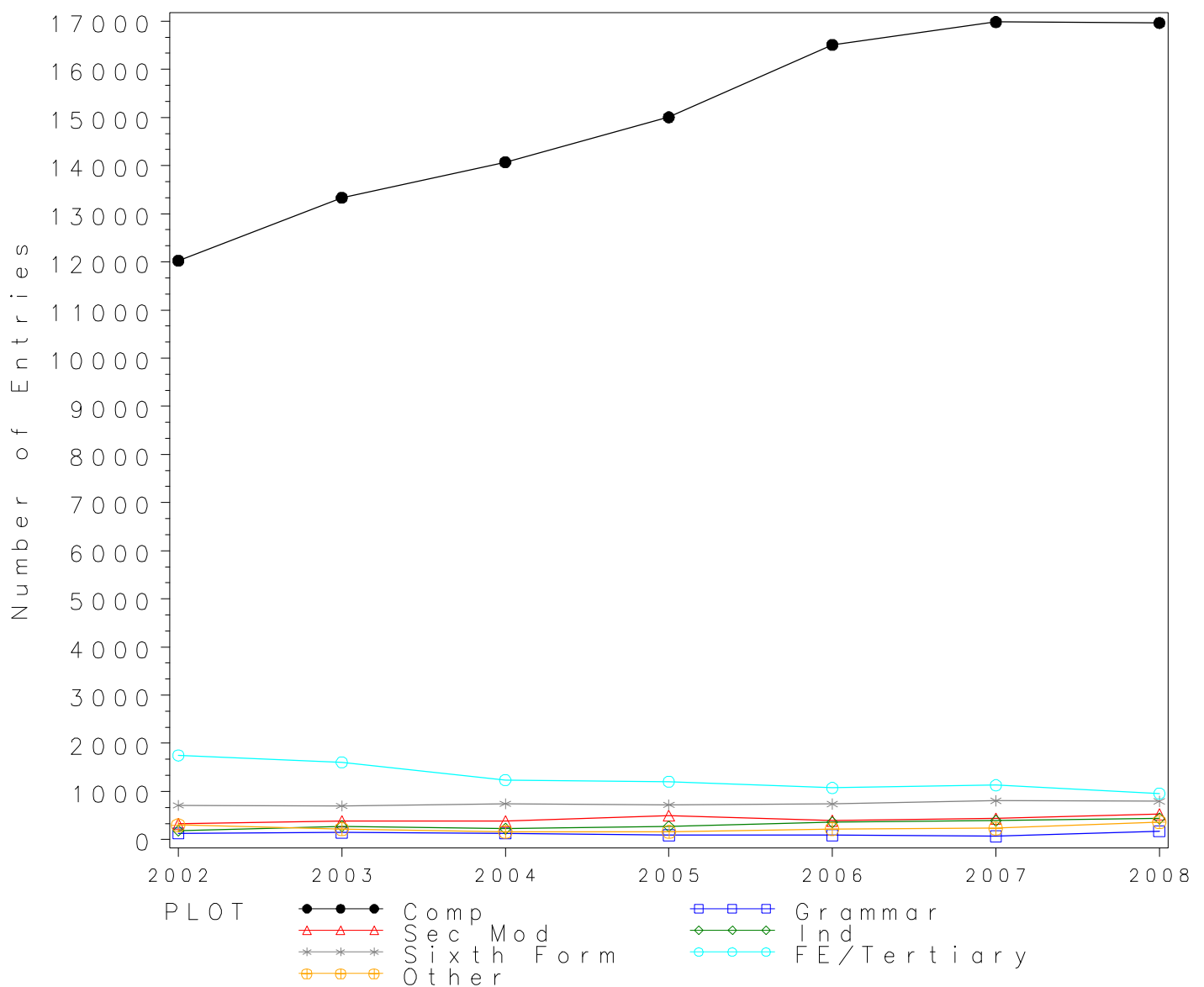
Cumulative % at Grade G by school type



*Numbers of GCSE entries in SOCIOLOGY by school type 2002-2008*

SCHTYPE	2002	2003	2004	2005	2006	2007	2008
Comprehensive	12027	13332	14071	15005	16508	16983	16965
Grammar	129	150	132	94	89	67	173
Sec Mod	325	384	385	499	396	438	525
Independent	185	278	225	276	362	392	439
Sixth Form	710	702	743	721	742	806	797
FE/Tertiary	1749	1604	1235	1203	1074	1130	957
Other	301	221	164	164	215	234	359

GCSE SOCIOLOGY Entries by school type 2002–2008





*GCSE SOCIOLOGY Grade A\* by school type 2002- 2008  
Cumulative Percentages*

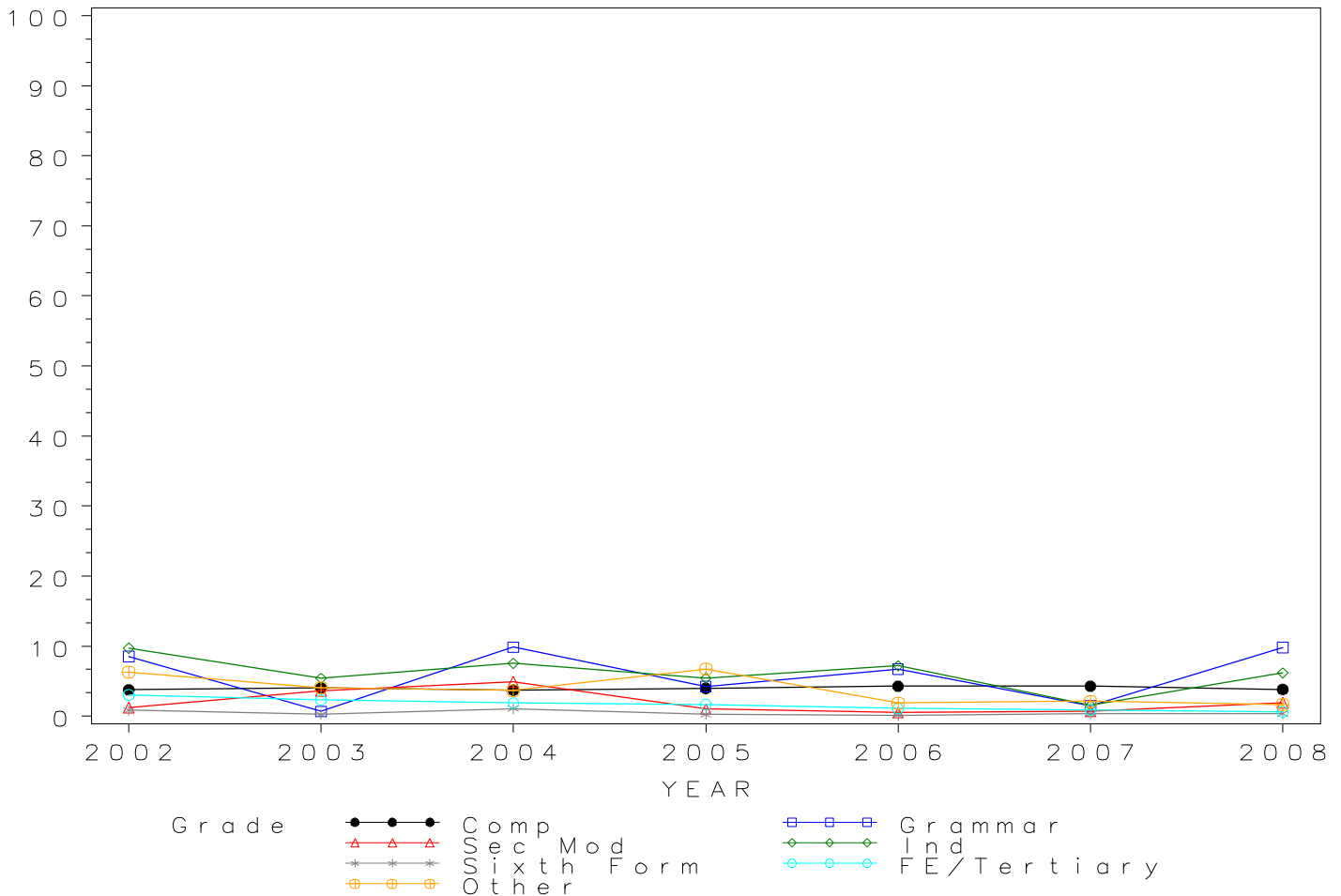
SCHTYPE	2002	2003	2004	2005	2006	2007	2008
Comprehensive	3.78	4.01	3.73	3.98	4.26	4.28	3.82
Grammar	8.53	0.67	9.85	4.26	6.74	1.49	9.83
Sec Mod	1.23	3.65	4.94	1.00	0.51	0.68	1.90
Independent	9.73	5.40	7.56	5.43	7.18	1.53	6.15
Sixth Form	0.85	0.28	1.08	0.28	0.13	0.37	0.38
FE/Tertiary	3.03	2.31	1.86	1.66	1.12	0.88	0.63
Other	6.31	4.07	3.66	6.71	1.86	2.14	1.67

*Cumulative Numbers*

SCHTYPE	2002	2003	2004	2005	2006	2007	2008
Comprehensive	455	535	525	597	704	727	648
Grammar	11	1	13	4	6	1	17
Sec Mod	4	14	19	5	2	3	10
Independent	18	15	17	15	26	6	27
Sixth Form	6	2	8	2	1	3	3
FE/Tertiary	53	37	23	20	12	10	6
Other	19	9	6	11	4	5	6

**GCSE SOCIOLOGY 2002—2008**

Cumulative % at Grade A\* by school type



*GCSE SOCIOLOGY Grade A by school type 2002- 2008  
Cumulative Percentages*

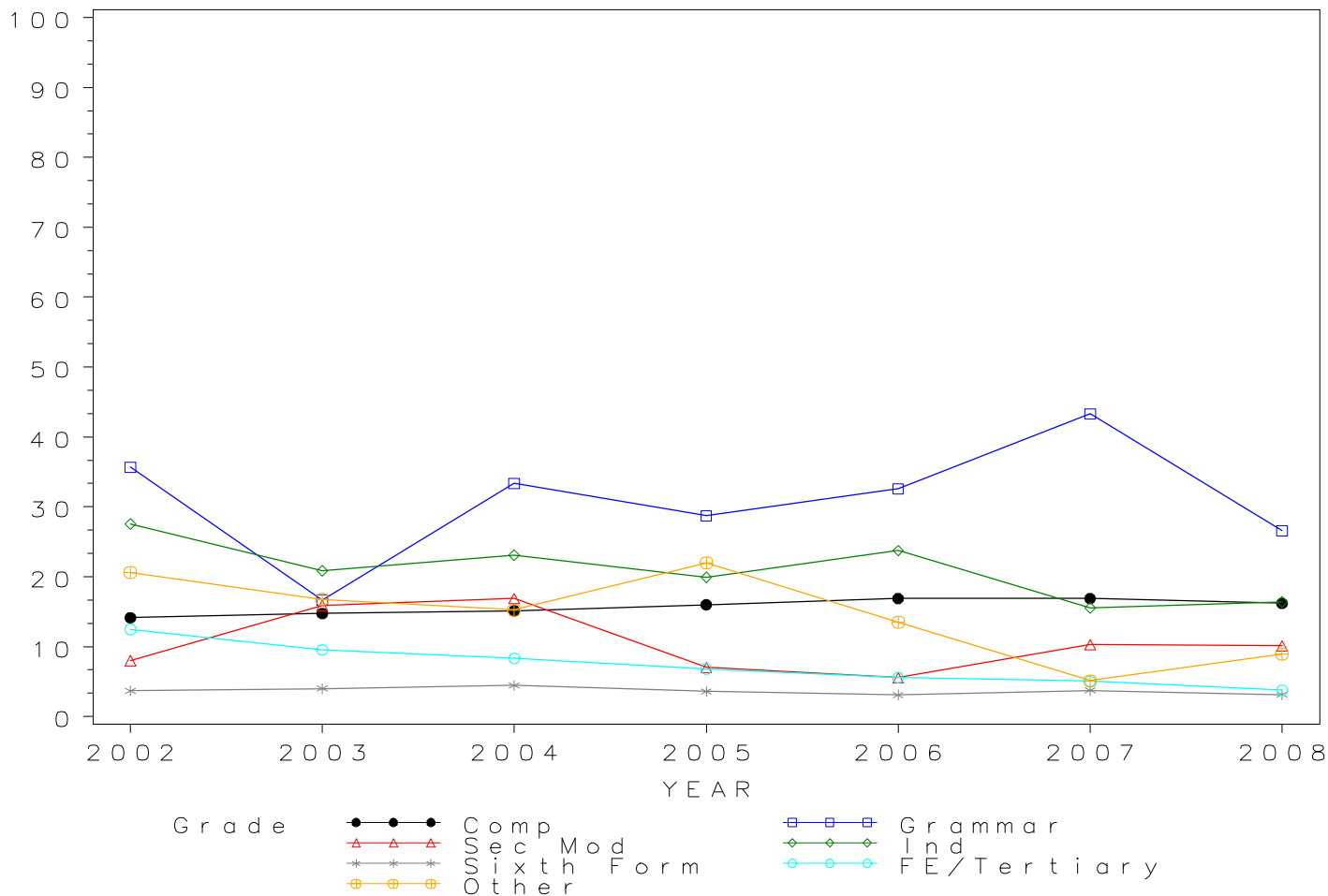
SCHTYPE	2002	2003	2004	2005	2006	2007	2008
Comprehensive	14.14	14.75	15.12	16.00	16.89	16.89	16.20
Grammar	35.66	16.67	33.33	28.72	32.58	43.28	26.59
Sec Mod	8.00	15.89	16.88	7.01	5.56	10.27	10.10
Independent	27.57	20.86	23.11	19.93	23.76	15.56	16.40
Sixth Form	3.66	3.99	4.44	3.61	3.10	3.72	3.14
FE/Tertiary	12.46	9.54	8.34	6.82	5.59	5.04	3.76
Other	20.60	16.74	15.24	21.95	13.49	5.13	8.91

*Cumulative Numbers*

SCHTYPE	2002	2003	2004	2005	2006	2007	2008
Comprehensive	1701	1967	2128	2401	2789	2869	2749
Grammar	46	25	44	27	29	29	46
Sec Mod	26	61	65	35	22	45	53
Independent	51	58	52	55	86	61	72
Sixth Form	26	28	33	26	23	30	25
FE/Tertiary	218	153	103	82	60	57	36
Other	62	37	25	36	29	12	32

**GCSE SOCIOLOGY 2002—2008**

Cumulative % at Grade A by school type



*GCSE SOCIOLOGY Grade B by school type 2002- 2008  
Cumulative Percentages*

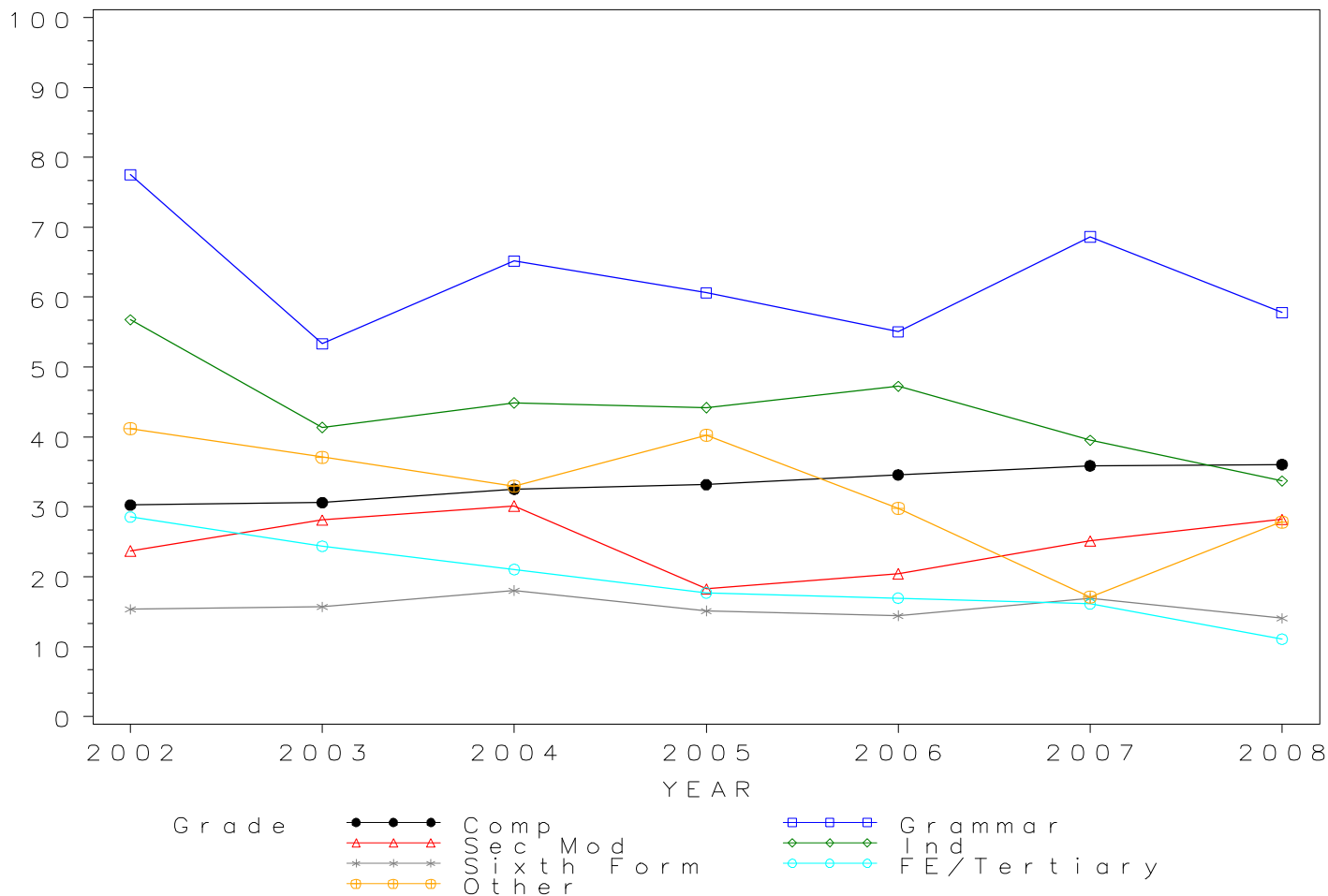
SCHTYPE	2002	2003	2004	2005	2006	2007	2008
Comprehensive	30.25	30.63	32.54	33.20	34.58	35.89	36.06
Grammar	77.52	53.33	65.15	60.64	55.06	68.66	57.80
Sec Mod	23.69	28.13	30.13	18.24	20.45	25.11	28.19
Independent	56.76	41.37	44.89	44.20	47.24	39.54	33.71
Sixth Form	15.35	15.67	18.03	15.12	14.42	16.87	14.05
FE/Tertiary	28.53	24.38	21.05	17.71	16.95	16.11	11.08
Other	41.20	37.10	32.93	40.24	29.77	17.09	27.86

*Cumulative Numbers*

SCHTYPE	2002	2003	2004	2005	2006	2007	2008
Comprehensive	3638	4083	4579	4981	5708	6095	6118
Grammar	100	80	86	57	49	46	100
Sec Mod	77	108	116	91	81	110	148
Independent	105	115	101	122	171	155	148
Sixth Form	109	110	134	109	107	136	112
FE/Tertiary	499	391	260	213	182	182	106
Other	124	82	54	66	64	40	100

**GCSE SOCIOLOGY 2002—2008**

Cumulative % at Grade B by school type



*GCSE SOCIOLOGY Grade C by school type 2002- 2008  
Cumulative Percentages*

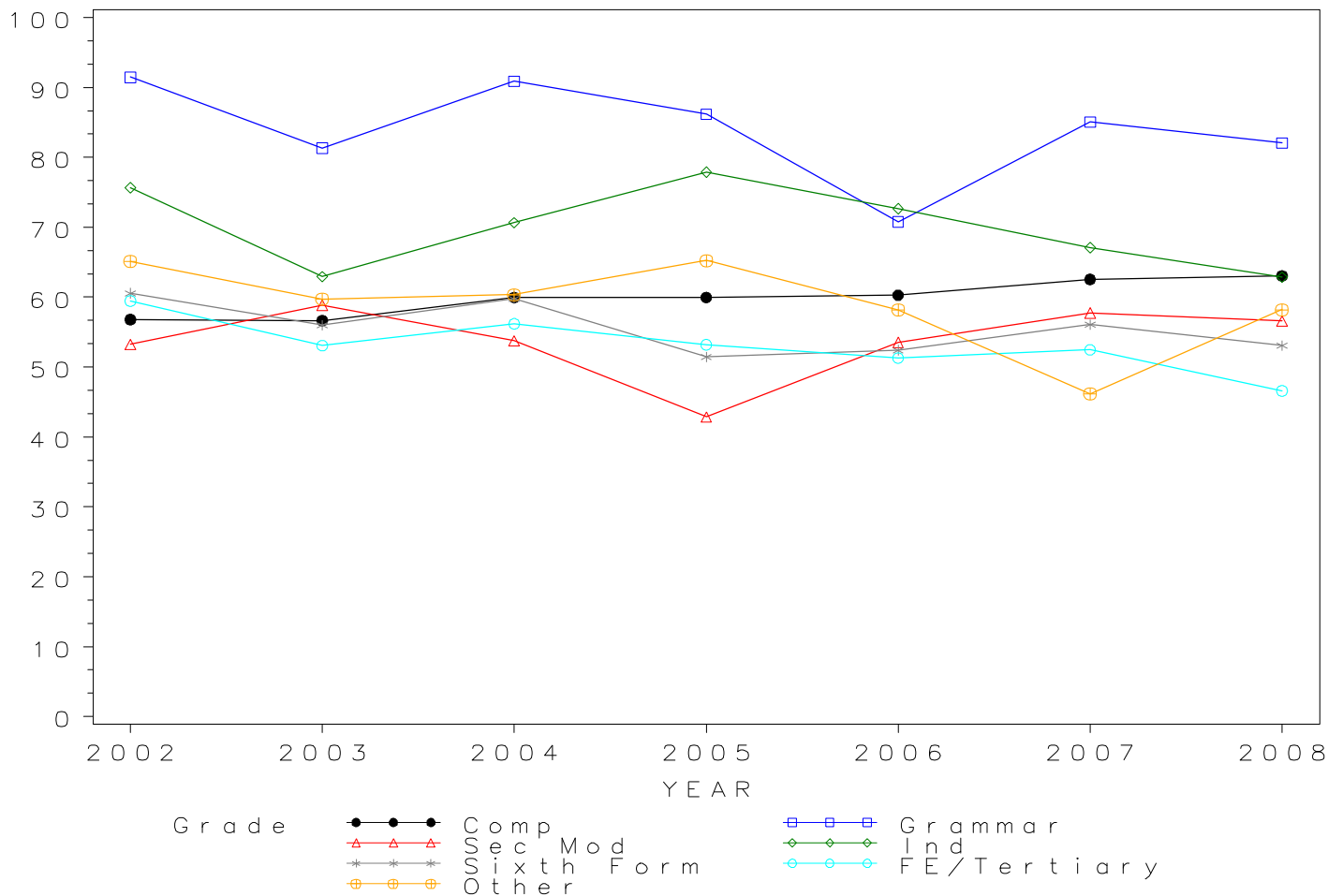
SCHTYPE	2002	2003	2004	2005	2006	2007	2008
Comprehensive	56.80	56.65	59.96	59.96	60.30	62.54	63.05
Grammar	91.47	81.33	90.91	86.17	70.79	85.07	82.08
Sec Mod	53.23	58.85	53.77	42.89	53.54	57.76	56.57
Independent	75.68	62.95	70.67	77.90	72.65	67.09	62.87
Sixth Form	60.56	55.98	59.76	51.46	52.43	56.08	53.07
FE/Tertiary	59.46	53.05	56.19	53.20	51.30	52.48	46.60
Other	65.12	59.73	60.37	65.24	58.14	46.15	58.22

*Cumulative Numbers*

SCHTYPE	2002	2003	2004	2005	2006	2007	2008
Comprehensive	6831	7553	8437	8997	9954	10622	10696
Grammar	118	122	120	81	63	57	142
Sec Mod	173	226	207	214	212	253	297
Independent	140	175	159	215	263	263	276
Sixth Form	430	393	444	371	389	452	423
FE/Tertiary	1040	851	694	640	551	593	446
Other	196	132	99	107	125	108	209

**GCSE SOCIOLOGY 2002—2008**

Cumulative % at Grade C by school type



*GCSE SOCIOLOGY Grade D by school type 2002- 2008  
Cumulative Percentages*

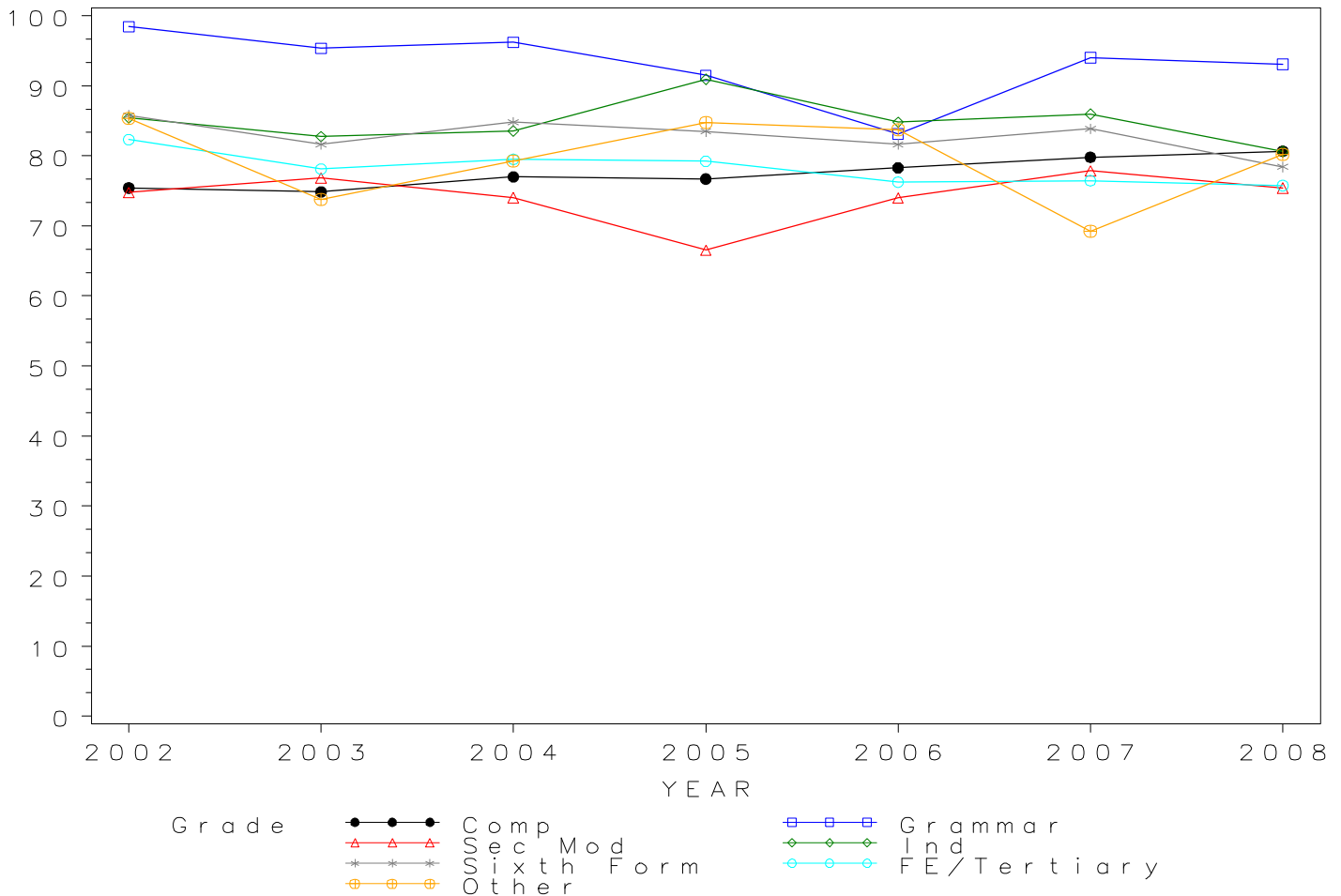
SCHTYPE	2002	2003	2004	2005	2006	2007	2008
Comprehensive	75.42	74.84	77.00	76.69	78.29	79.80	80.67
Grammar	98.45	95.33	96.21	91.49	83.15	94.03	93.06
Sec Mod	74.77	76.82	74.03	66.53	73.99	77.85	75.43
Independent	85.41	82.73	83.56	90.94	84.81	85.97	80.64
Sixth Form	85.77	81.62	84.79	83.50	81.67	83.87	78.42
FE/Tertiary	82.33	78.12	79.51	79.22	76.26	76.46	75.76
Other	85.38	73.76	79.27	84.76	83.72	69.23	80.22

*Cumulative Numbers*

SCHTYPE	2002	2003	2004	2005	2006	2007	2008
Comprehensive	9071	9978	10835	11508	12924	13553	13685
Grammar	127	143	127	86	74	63	161
Sec Mod	243	295	285	332	293	341	396
Independent	158	230	188	251	307	337	354
Sixth Form	609	573	630	602	606	676	625
FE/Tertiary	1440	1253	982	953	819	864	725
Other	257	163	130	139	180	162	288

**GCSE SOCIOLOGY 2002—2008**

Cumulative % at Grade D by school type



*GCSE SOCIOLOGY Grade E by school type 2002- 2008  
Cumulative Percentages*

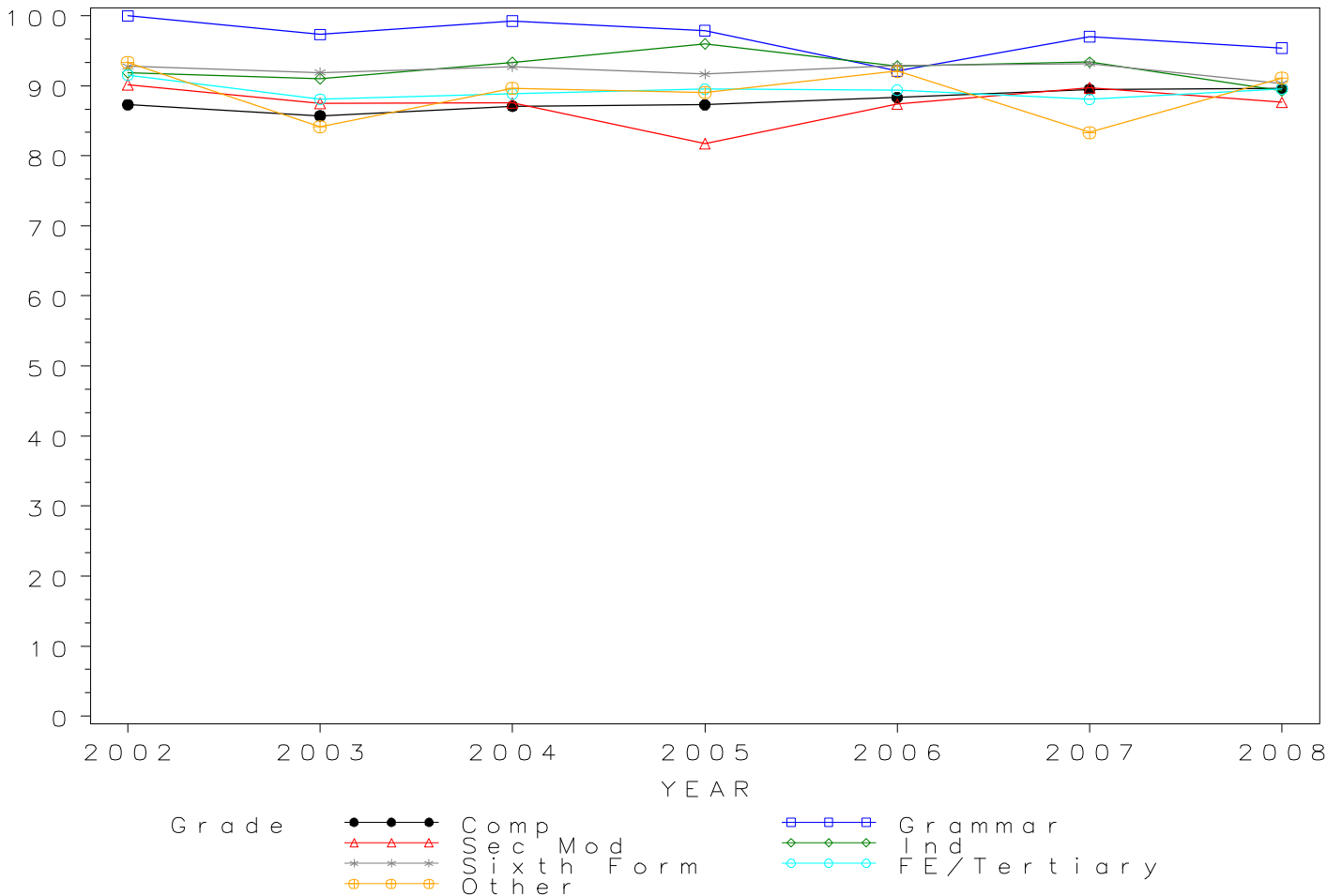
SCHTYPE	2002	2003	2004	2005	2006	2007	2008
Comprehensive	87.31	85.72	87.09	87.31	88.33	89.49	89.60
Grammar	100.00	97.33	99.24	97.87	92.13	97.01	95.38
Sec Mod	90.15	87.50	87.53	81.76	87.37	89.73	87.62
Independent	91.89	91.01	93.33	96.01	92.82	93.37	89.29
Sixth Form	92.82	91.88	92.73	91.68	92.86	93.18	90.34
FE/Tertiary	91.54	88.09	88.83	89.53	89.39	88.05	89.55
Other	93.36	84.16	89.63	89.02	92.09	83.33	91.09

*Cumulative Numbers*

SCHTYPE	2002	2003	2004	2005	2006	2007	2008
Comprehensive	10501	11428	12255	13101	14582	15198	15201
Grammar	129	146	131	92	82	65	165
Sec Mod	293	336	337	408	346	393	460
Independent	170	253	210	265	336	366	392
Sixth Form	659	645	689	661	689	751	720
FE/Tertiary	1601	1413	1097	1077	960	995	857
Other	281	186	147	146	198	195	327

**GCSE SOCIOLOGY 2002—2008**

Cumulative % at Grade E by school type



*GCSE SOCIOLOGY Grade F by school type 2002-2008  
Cumulative Percentages*

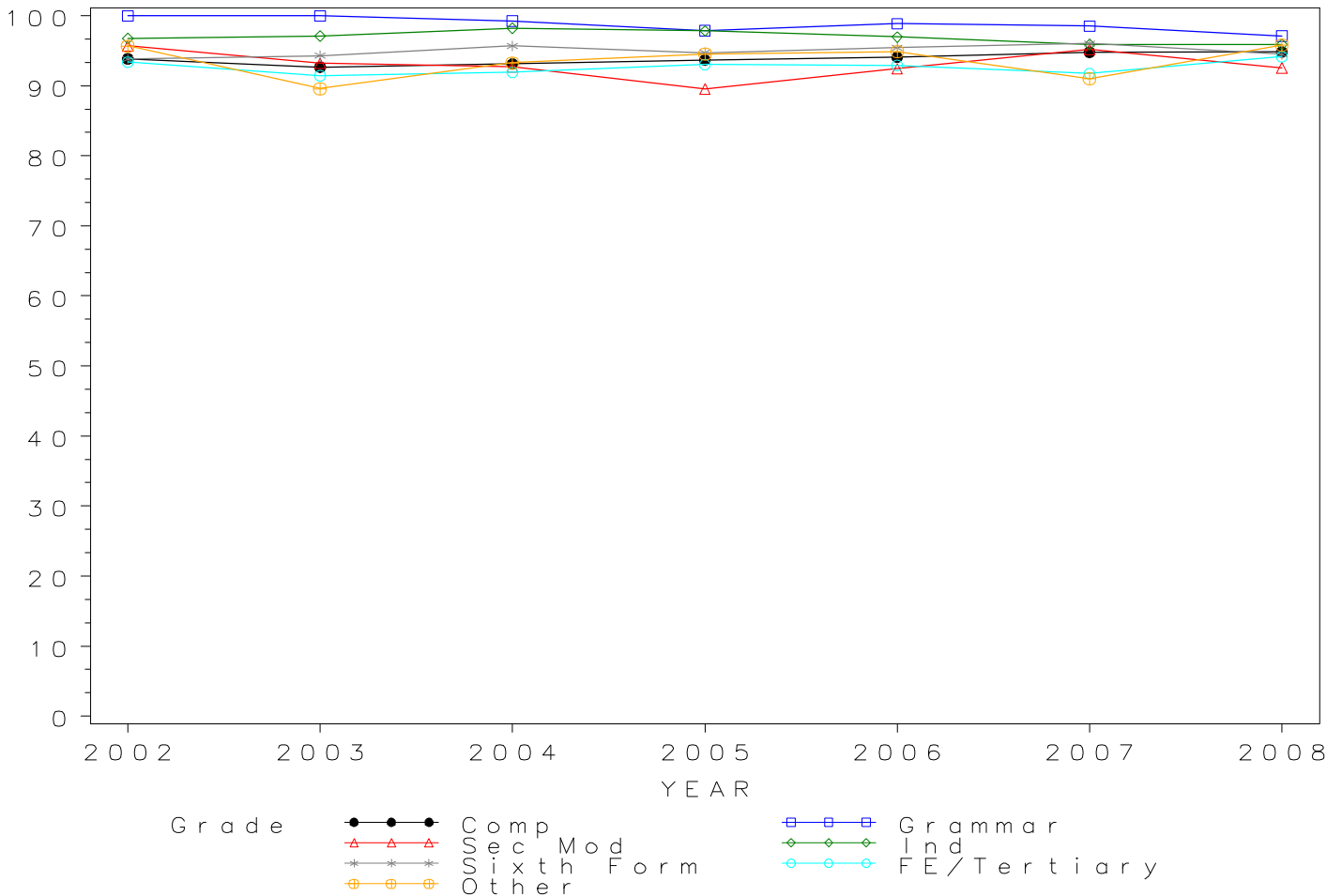
SCHTYPE	2002	2003	2004	2005	2006	2007	2008
Comprehensive	93.85	92.66	93.14	93.70	94.09	94.80	94.82
Grammar	100.00	100.00	99.24	97.87	98.88	98.51	97.11
Sec Mod	95.69	93.23	92.73	89.58	92.42	95.21	92.57
Independent	96.76	97.12	98.22	97.83	96.96	95.92	95.90
Sixth Form	93.80	94.30	95.69	94.73	95.42	96.03	94.48
FE/Tertiary	93.37	91.46	91.90	93.02	92.92	91.77	94.15
Other	95.68	89.59	93.29	94.51	94.88	91.03	95.82

*Cumulative Numbers*

SCHTYPE	2002	2003	2004	2005	2006	2007	2008
Comprehensive	11287	12354	13106	14059	15532	16100	16087
Grammar	129	150	131	92	88	66	168
Sec Mod	311	358	357	447	366	417	486
Independent	179	270	221	270	351	376	421
Sixth Form	666	662	711	683	708	774	753
FE/Tertiary	1633	1467	1135	1119	998	1037	901
Other	288	198	153	155	204	213	344

**GCSE SOCIOLOGY 2002–2008**

Cumulative % at Grade F by school type



*GCSE SOCIOLOGY Grade G by school type 2002- 2008  
Cumulative Percentages*

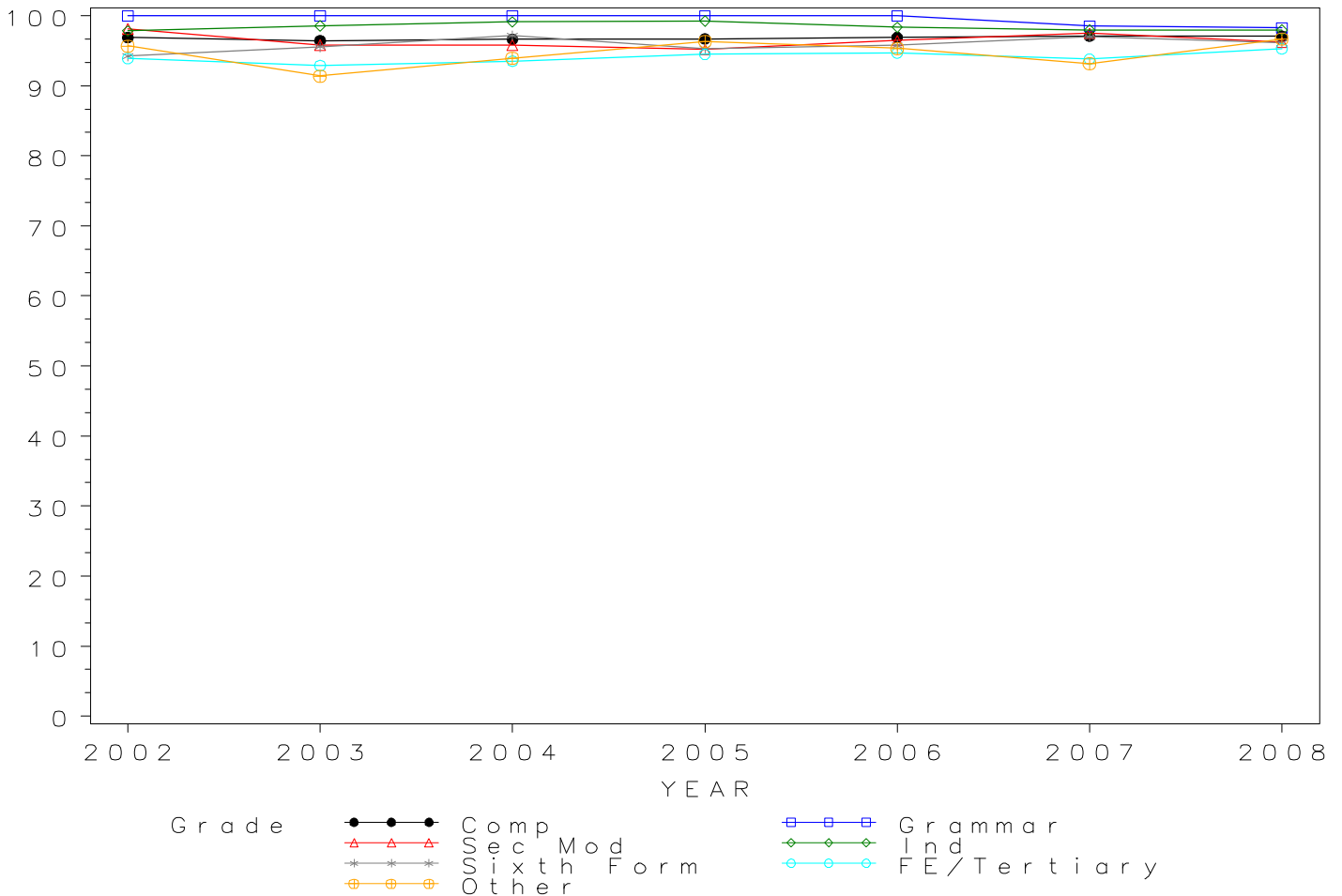
SCHTYPE	2002	2003	2004	2005	2006	2007	2008
Comprehensive	96.88	96.44	96.65	96.69	96.90	97.12	97.10
Grammar	100.00	100.00	100.00	100.00	100.00	98.51	98.27
Sec Mod	98.15	95.83	95.84	95.19	96.46	97.49	96.19
Independent	97.84	98.56	99.11	99.28	98.34	97.96	97.95
Sixth Form	94.23	95.58	97.17	95.28	95.82	97.02	96.11
FE/Tertiary	93.88	92.89	93.52	94.51	94.69	93.81	95.30
Other	95.68	91.40	93.90	96.34	95.35	93.16	96.66

*Cumulative Numbers*

SCHTYPE	2002	2003	2004	2005	2006	2007	2008
Comprehensive	11652	12857	13599	14509	15996	16494	16473
Grammar	129	150	132	94	89	66	170
Sec Mod	319	368	369	475	382	427	505
Independent	181	274	223	274	356	384	430
Sixth Form	669	671	722	687	711	782	766
FE/Tertiary	1642	1490	1155	1137	1017	1060	912
Other	288	202	154	158	205	218	347

**GCSE SOCIOLOGY 2002—2008**

Cumulative % at Grade G by school type

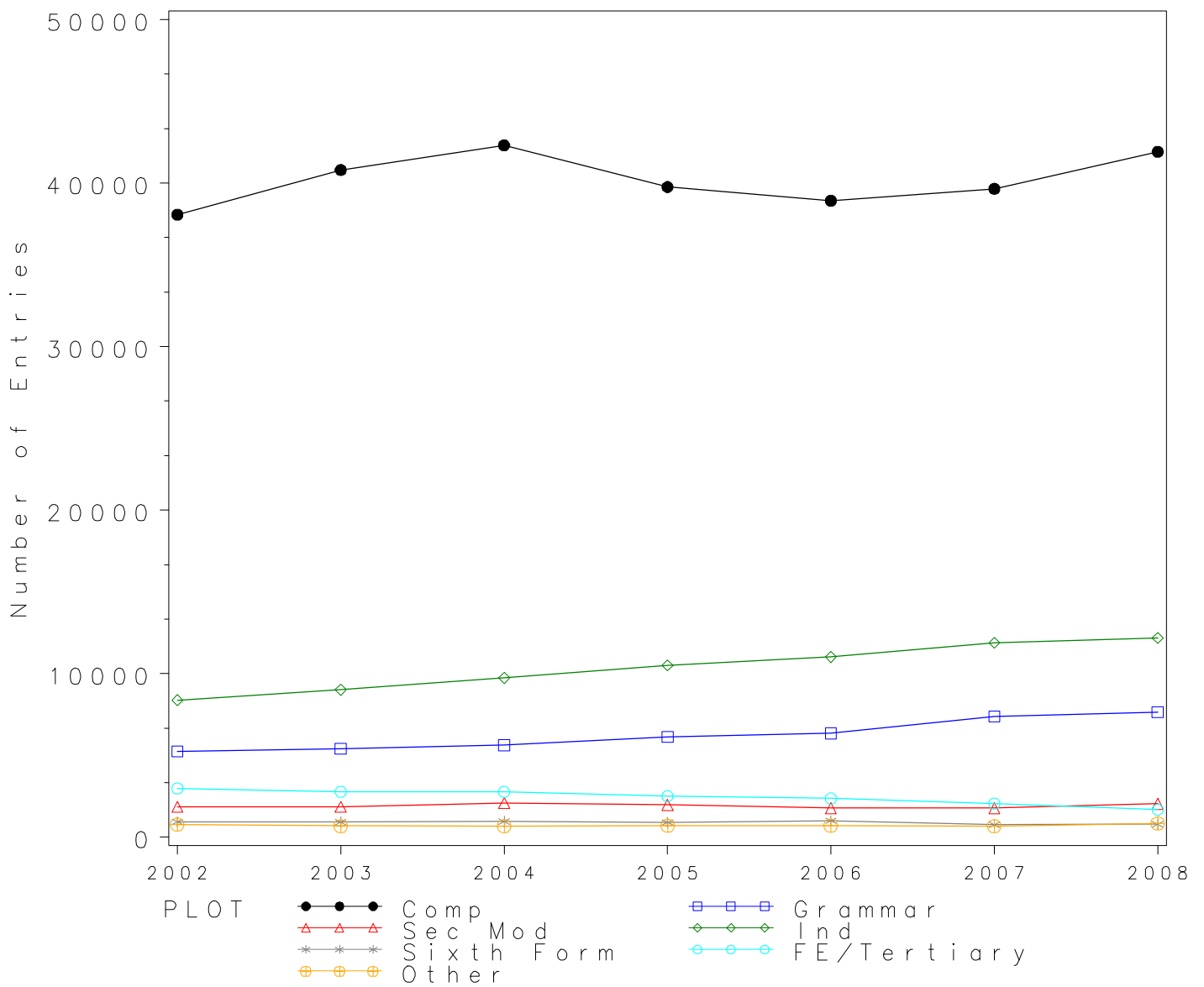




*Numbers of GCSE entries in SPANISH by school type 2002- 2008*

SCHTYPE	2002	2003	2004	2005	2006	2007	2008
Comprehensive	38067	40803	42307	39760	38922	39652	41919
Grammar	5252	5408	5637	6138	6357	7384	7644
Sec Mod	1868	1864	2090	1972	1776	1782	2046
Independent	8380	9021	9741	10511	11016	11888	12189
Sixth Form	941	920	950	903	1006	756	793
FE/Tertiary	2987	2786	2773	2510	2370	2059	1682
Other	776	688	669	695	716	686	835

GCSE SPANISH Entries by school type 2002–2008



*GCSE SPANISH Grade A\* by school type 2002- 2008  
Cumulative Percentages*

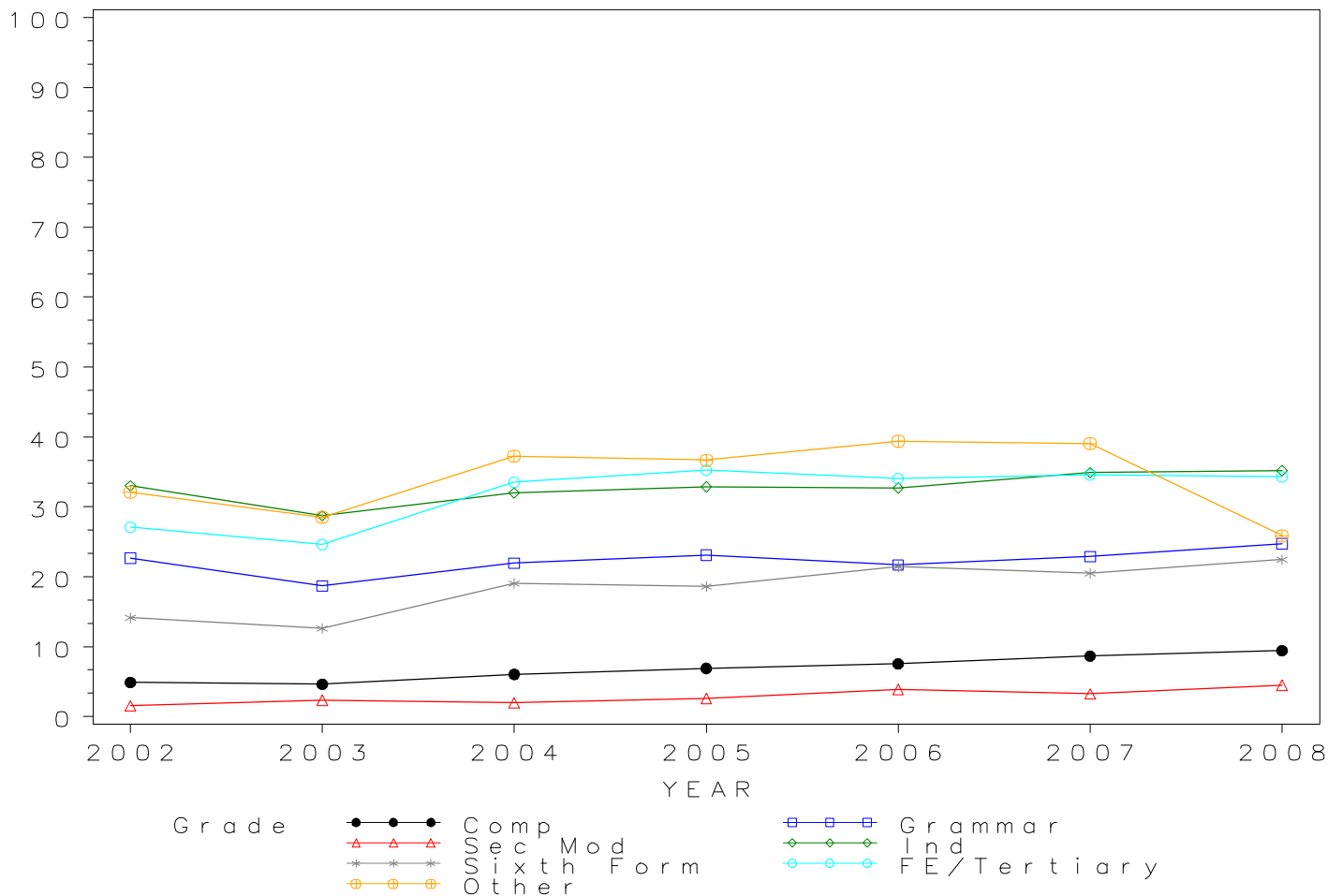
SCHTYPE	2002	2003	2004	2005	2006	2007	2008
Comprehensive	4.89	4.63	6.04	6.89	7.53	8.65	9.41
Grammar	22.66	18.68	21.94	23.12	21.69	22.90	24.75
Sec Mod	1.55	2.36	1.96	2.59	3.89	3.25	4.50
Independent	33.00	28.70	32.00	32.90	32.70	34.90	35.20
Sixth Form	14.13	12.61	19.05	18.60	21.47	20.50	22.45
FE/Tertiary	27.08	24.59	33.50	35.22	34.05	34.58	34.30
Other	32.09	28.49	37.22	36.69	39.39	39.07	25.87

*Cumulative Numbers*

SCHTYPE	2002	2003	2004	2005	2006	2007	2008
Comprehensive	1861	1889	2554	2740	2931	3430	3946
Grammar	1190	1010	1237	1419	1379	1691	1892
Sec Mod	29	44	41	51	69	58	92
Independent	2765	2589	3117	3458	3602	4149	4291
Sixth Form	133	116	181	168	216	155	178
FE/Tertiary	809	685	929	884	807	712	577
Other	249	196	249	255	282	268	216

**GCSE SPANISH 2002–2008**

Cumulative % at Grade A\* by school type



*GCSE SPANISH Grade A by school type 2002- 2008  
Cumulative Percentages*

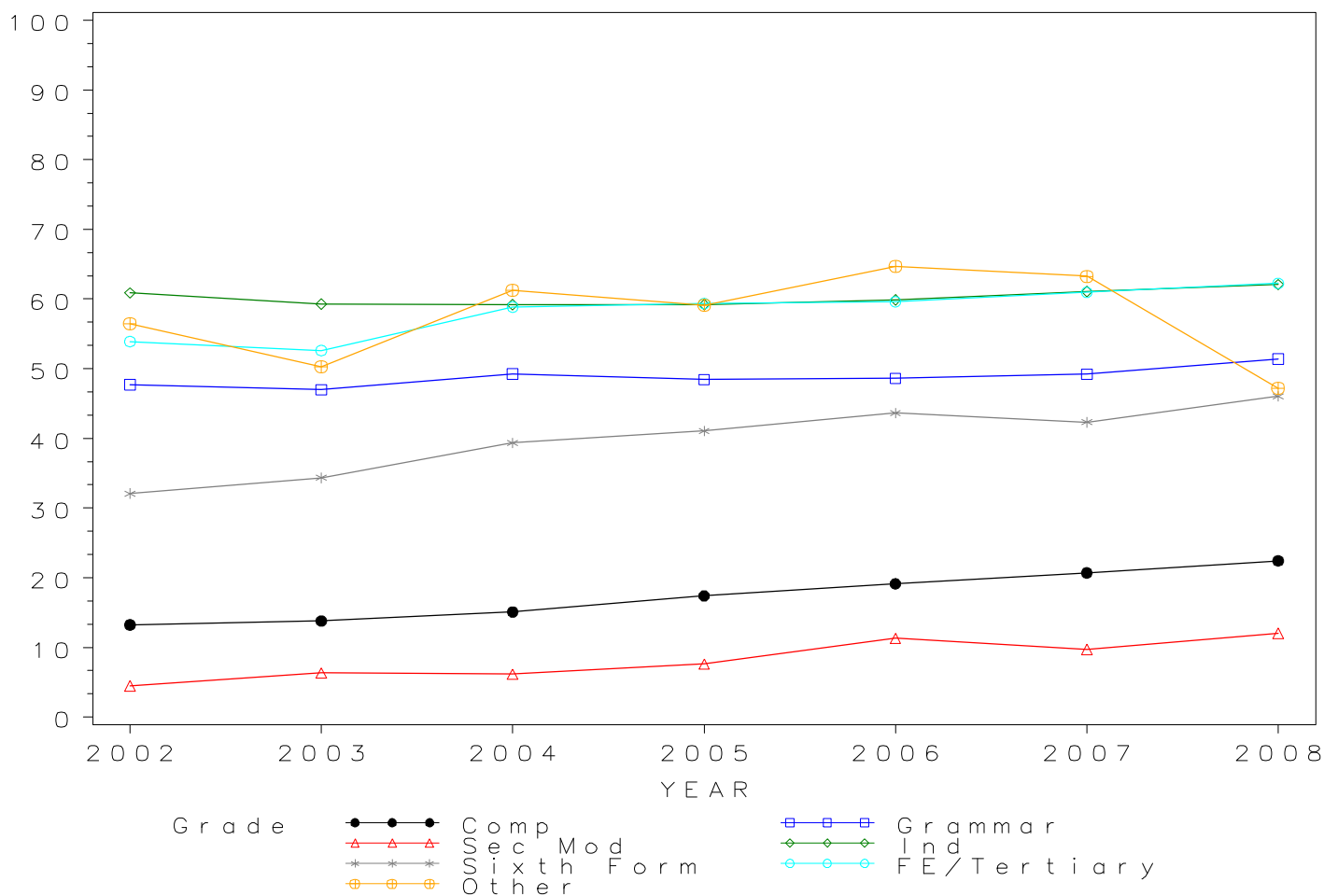
SCHTYPE	2002	2003	2004	2005	2006	2007	2008
Comprehensive	13.23	13.79	15.10	17.41	19.14	20.70	22.43
Grammar	47.70	46.97	49.26	48.45	48.61	49.20	51.40
Sec Mod	4.50	6.33	6.17	7.61	11.32	9.71	12.02
Independent	60.89	59.29	59.20	59.20	59.90	61.10	62.10
Sixth Form	32.09	34.35	39.37	41.09	43.64	42.33	46.03
FE/Tertiary	53.90	52.62	58.85	59.36	59.62	60.95	62.25
Other	56.44	50.29	61.29	59.14	64.66	63.27	47.19

*Cumulative Numbers*

SCHTYPE	2002	2003	2004	2005	2006	2007	2008
Comprehensive	5037	5626	6390	6921	7448	8208	9403
Grammar	2505	2540	2777	2974	3090	3633	3929
Sec Mod	84	118	129	150	201	173	246
Independent	5103	5349	5767	6223	6599	7264	7569
Sixth Form	302	316	374	371	439	320	365
FE/Tertiary	1610	1466	1632	1490	1413	1255	1047
Other	438	346	410	411	463	434	394

**GCSE SPANISH 2002–2008**

Cumulative % at Grade A by school type



*GCSE SPANISH Grade B by school type 2002- 2008  
Cumulative Percentages*

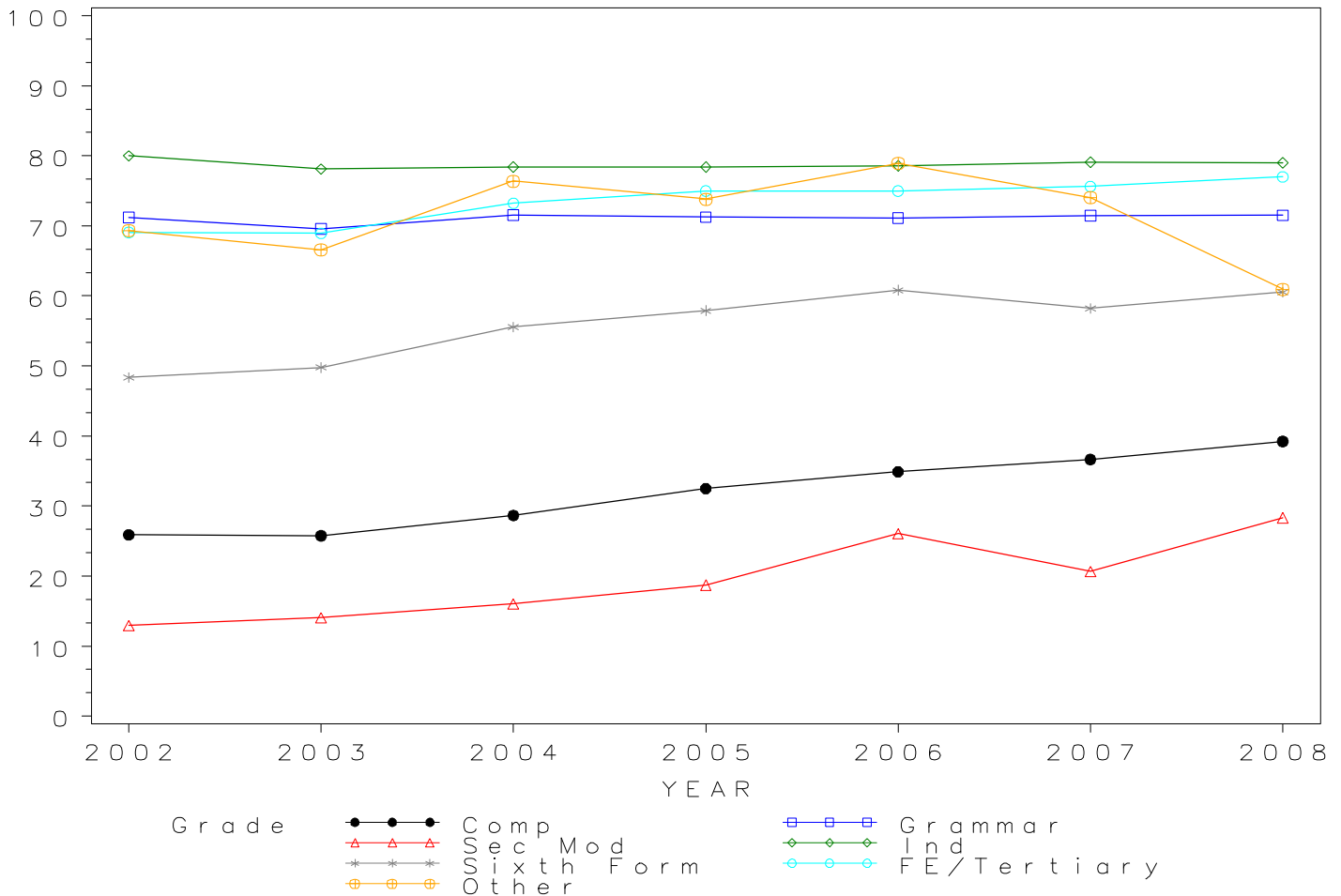
SCHTYPE	2002	2003	2004	2005	2006	2007	2008
Comprehensive	25.90	25.77	28.66	32.48	34.90	36.65	39.23
Grammar	71.21	69.60	71.55	71.26	71.13	71.45	71.49
Sec Mod	12.96	14.06	16.03	18.71	26.07	20.65	28.35
Independent	80.00	78.10	78.40	78.40	78.60	79.10	79.00
Sixth Form	48.35	49.78	55.58	57.92	60.83	58.20	60.53
FE/Tertiary	69.07	68.95	73.24	74.98	74.98	75.62	76.99
Other	69.33	66.57	76.38	73.81	78.91	74.05	60.96

*Cumulative Numbers*

SCHTYPE	2002	2003	2004	2005	2006	2007	2008
Comprehensive	9861	10515	12125	12916	13583	14532	16445
Grammar	3740	3764	4033	4374	4522	5276	5465
Sec Mod	242	262	335	369	463	368	580
Independent	6704	7045	7637	8241	8659	9403	9629
Sixth Form	455	458	528	523	612	440	480
FE/Tertiary	2063	1921	2031	1882	1777	1557	1295
Other	538	458	511	513	565	508	509

**GCSE SPANISH 2002–2008**

Cumulative % at Grade B by school type



*GCSE SPANISH Grade C by school type 2002- 2008  
Cumulative Percentages*

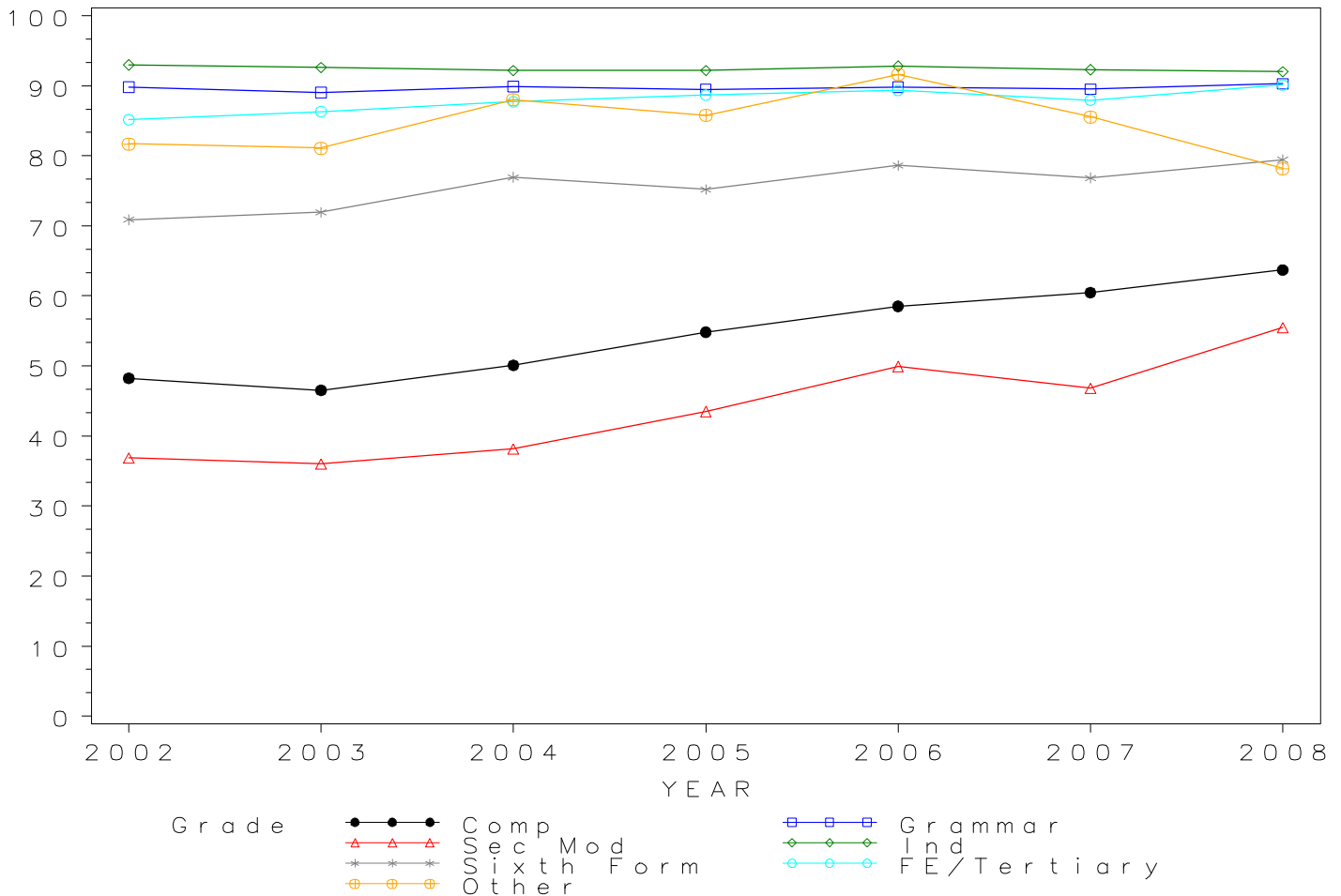
SCHTYPE	2002	2003	2004	2005	2006	2007	2008
Comprehensive	48.25	46.53	50.10	54.82	58.52	60.48	63.70
Grammar	89.83	89.03	89.89	89.46	89.82	89.52	90.29
Sec Mod	36.88	36.00	38.13	43.51	49.94	46.80	55.47
Independent	93.00	92.60	92.20	92.20	92.80	92.30	92.00
Sixth Form	70.88	71.96	76.95	75.19	78.63	76.85	79.45
FE/Tertiary	85.17	86.32	87.74	88.69	89.37	87.96	90.13
Other	81.70	81.10	88.04	85.76	91.62	85.57	78.20

*Cumulative Numbers*

SCHTYPE	2002	2003	2004	2005	2006	2007	2008
Comprehensive	18366	18984	21196	21798	22779	23981	26702
Grammar	4718	4815	5067	5491	5710	6610	6902
Sec Mod	689	671	797	858	887	834	1135
Independent	7793	8353	8981	9691	10223	10973	11214
Sixth Form	667	662	731	679	791	581	630
FE/Tertiary	2544	2405	2433	2226	2118	1811	1516
Other	634	558	589	596	656	587	653

**GCSE SPANISH 2002–2008**

Cumulative % at Grade C by school type



*GCSE SPANISH Grade D by school type 2002- 2008  
Cumulative Percentages*

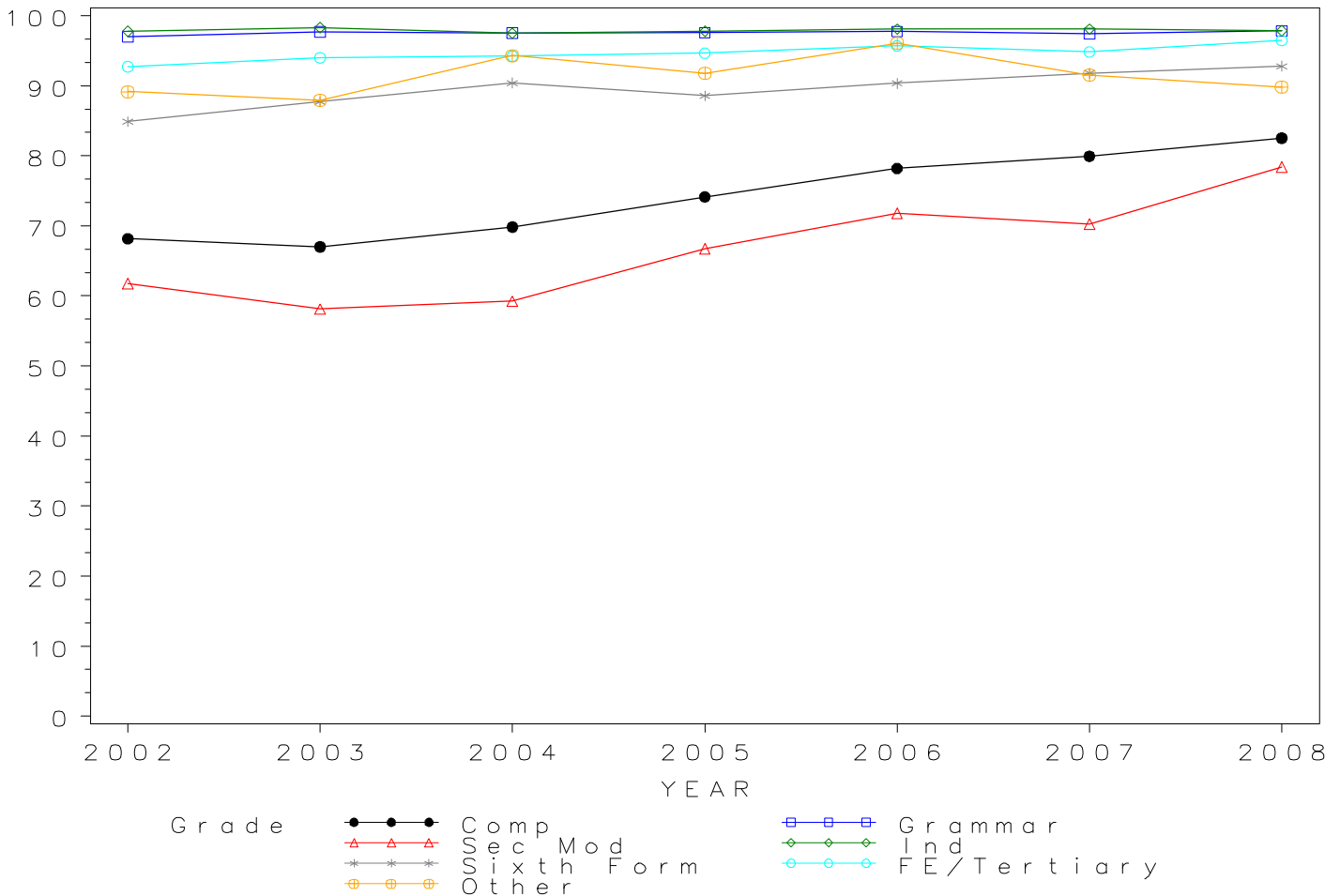
SCHTYPE	2002	2003	2004	2005	2006	2007	2008
Comprehensive	68.18	67.02	69.84	74.14	78.20	79.94	82.54
Grammar	97.01	97.73	97.53	97.57	97.75	97.45	97.83
Sec Mod	61.78	58.15	59.23	66.73	71.79	70.26	78.40
Independent	97.80	98.30	97.50	97.80	98.10	98.10	97.90
Sixth Form	84.91	87.72	90.42	88.59	90.36	91.80	92.81
FE/Tertiary	92.74	94.01	94.23	94.66	95.70	94.85	96.49
Other	89.18	87.94	94.32	91.80	96.09	91.55	89.82

*Cumulative Numbers*

SCHTYPE	2002	2003	2004	2005	2006	2007	2008
Comprehensive	25954	27346	29548	29478	30436	31699	34599
Grammar	5095	5285	5498	5989	6214	7196	7478
Sec Mod	1154	1084	1238	1316	1275	1252	1604
Independent	8196	8868	9497	10280	10807	11662	11933
Sixth Form	799	807	859	800	909	694	736
FE/Tertiary	2770	2619	2613	2376	2268	1953	1623
Other	692	605	631	638	688	628	750

**GCSE SPANISH 2002–2008**

Cumulative % at Grade D by school type



*GCSE SPANISH Grade E by school type 2002- 2008  
Cumulative Percentages*

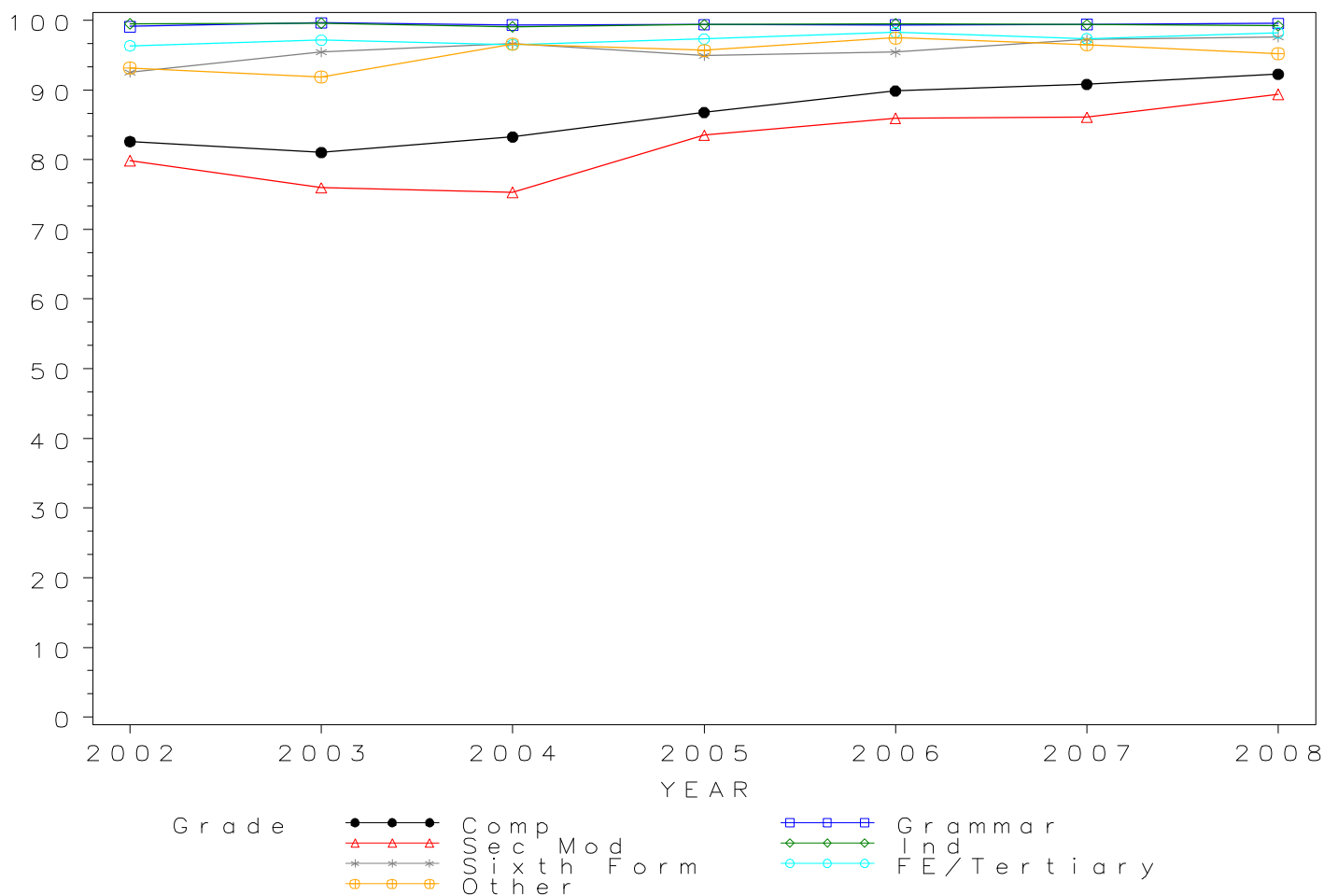
SCHTYPE	2002	2003	2004	2005	2006	2007	2008
Comprehensive	82.60	81.03	83.27	86.79	89.87	90.83	92.25
Grammar	99.11	99.63	99.36	99.38	99.36	99.42	99.54
Sec Mod	79.87	75.97	75.31	83.52	85.98	86.08	89.39
Independent	99.50	99.60	99.10	99.40	99.50	99.40	99.20
Sixth Form	92.56	95.43	96.63	94.91	95.43	97.22	97.60
FE/Tertiary	96.35	97.16	96.50	97.33	98.27	97.38	98.22
Other	93.17	91.86	96.56	95.68	97.49	96.50	95.21

*Cumulative Numbers*

SCHTYPE	2002	2003	2004	2005	2006	2007	2008
Comprehensive	31445	33064	35228	34509	34979	36015	38672
Grammar	5205	5388	5601	6100	6316	7341	7609
Sec Mod	1492	1416	1574	1647	1527	1534	1829
Independent	8338	8985	9653	10448	10961	11817	12091
Sixth Form	871	878	918	857	960	735	774
FE/Tertiary	2878	2707	2676	2443	2329	2005	1652
Other	723	632	646	665	698	662	795

**GCSE SPANISH 2002—2008**

Cumulative % at Grade E by school type



*GCSE SPANISH Grade F by school type 2002- 2008  
Cumulative Percentages*

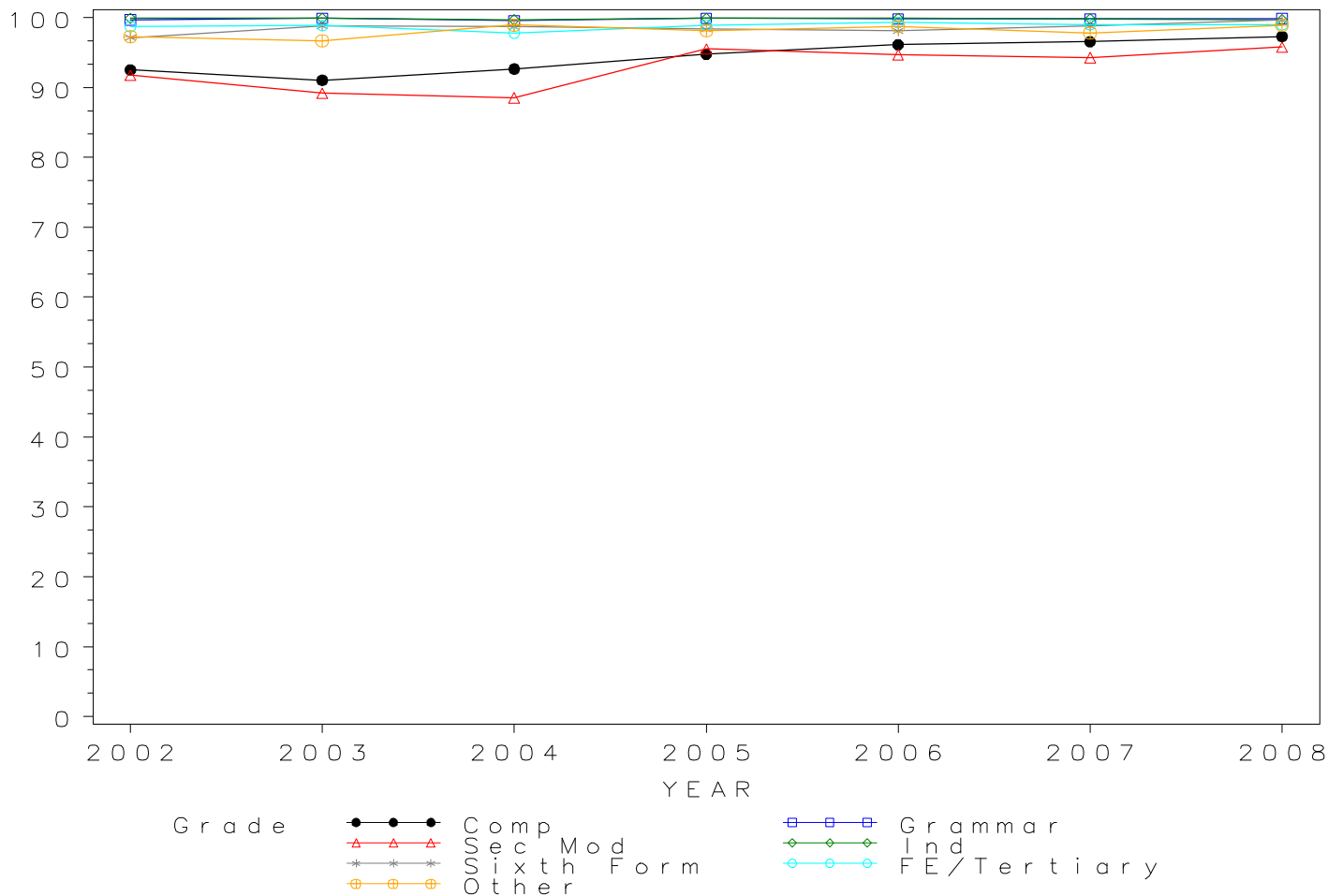
SCHTYPE	2002	2003	2004	2005	2006	2007	2008
Comprehensive	92.51	91.03	92.64	94.77	96.13	96.56	97.30
Grammar	99.68	99.91	99.57	99.89	99.83	99.82	99.84
Sec Mod	91.76	89.16	88.52	95.54	94.71	94.28	95.80
Independent	99.90	99.90	99.70	99.90	99.90	99.80	99.70
Sixth Form	97.13	98.80	98.74	98.34	98.11	98.81	99.62
FE/Tertiary	98.73	98.85	97.80	98.92	99.28	98.98	98.99
Other	97.29	96.66	98.95	98.13	98.74	97.81	98.92

*Cumulative Numbers*

SCHTYPE	2002	2003	2004	2005	2006	2007	2008
Comprehensive	35216	37145	39195	37680	37414	38289	40788
Grammar	5235	5403	5613	6131	6346	7371	7632
Sec Mod	1714	1662	1850	1884	1682	1680	1960
Independent	8372	9012	9712	10500	11005	11864	12152
Sixth Form	914	909	938	888	987	747	790
FE/Tertiary	2949	2754	2712	2483	2353	2038	1665
Other	755	665	662	682	707	671	826

**GCSE SPANISH 2002—2008**

Cumulative % at Grade F by school type





*GCSE SPANISH Grade G by school type 2002- 2008  
Cumulative Percentages*

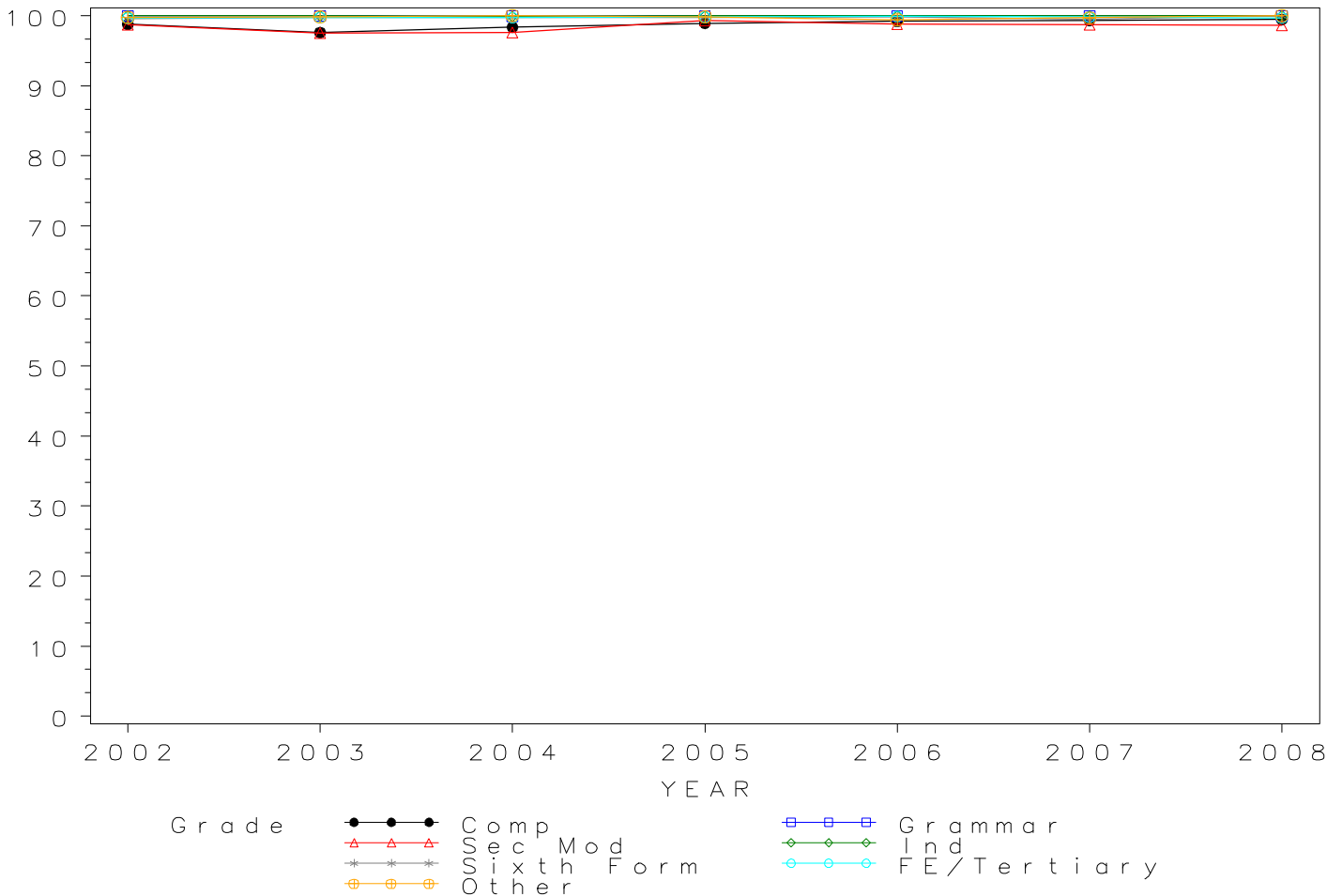
SCHTYPE	2002	2003	2004	2005	2006	2007	2008
Comprehensive	98.80	97.61	98.38	98.93	99.22	99.35	99.45
Grammar	100.00	99.98	99.93	99.97	99.97	99.97	100.00
Sec Mod	98.72	97.53	97.61	99.34	98.82	98.71	98.63
Independent	100.00	100.00	99.90	100.00	100.00	100.00	100.00
Sixth Form	99.57	99.78	99.79	99.78	99.80	99.47	100.00
FE/Tertiary	99.67	99.75	99.71	99.80	99.92	99.81	99.70
Other	99.74	99.85	100.00	99.86	99.44	99.71	100.00

*Cumulative Numbers*

SCHTYPE	2002	2003	2004	2005	2006	2007	2008
Comprehensive	37611	39829	41620	39335	38617	39394	41689
Grammar	5252	5407	5633	6136	6355	7382	7644
Sec Mod	1844	1818	2040	1959	1755	1759	2018
Independent	8380	9021	9731	10511	11016	11888	12189
Sixth Form	937	918	948	901	1004	752	793
FE/Tertiary	2977	2779	2765	2505	2368	2055	1677
Other	774	687	669	694	712	684	835

**GCSE SPANISH 2002—2008**

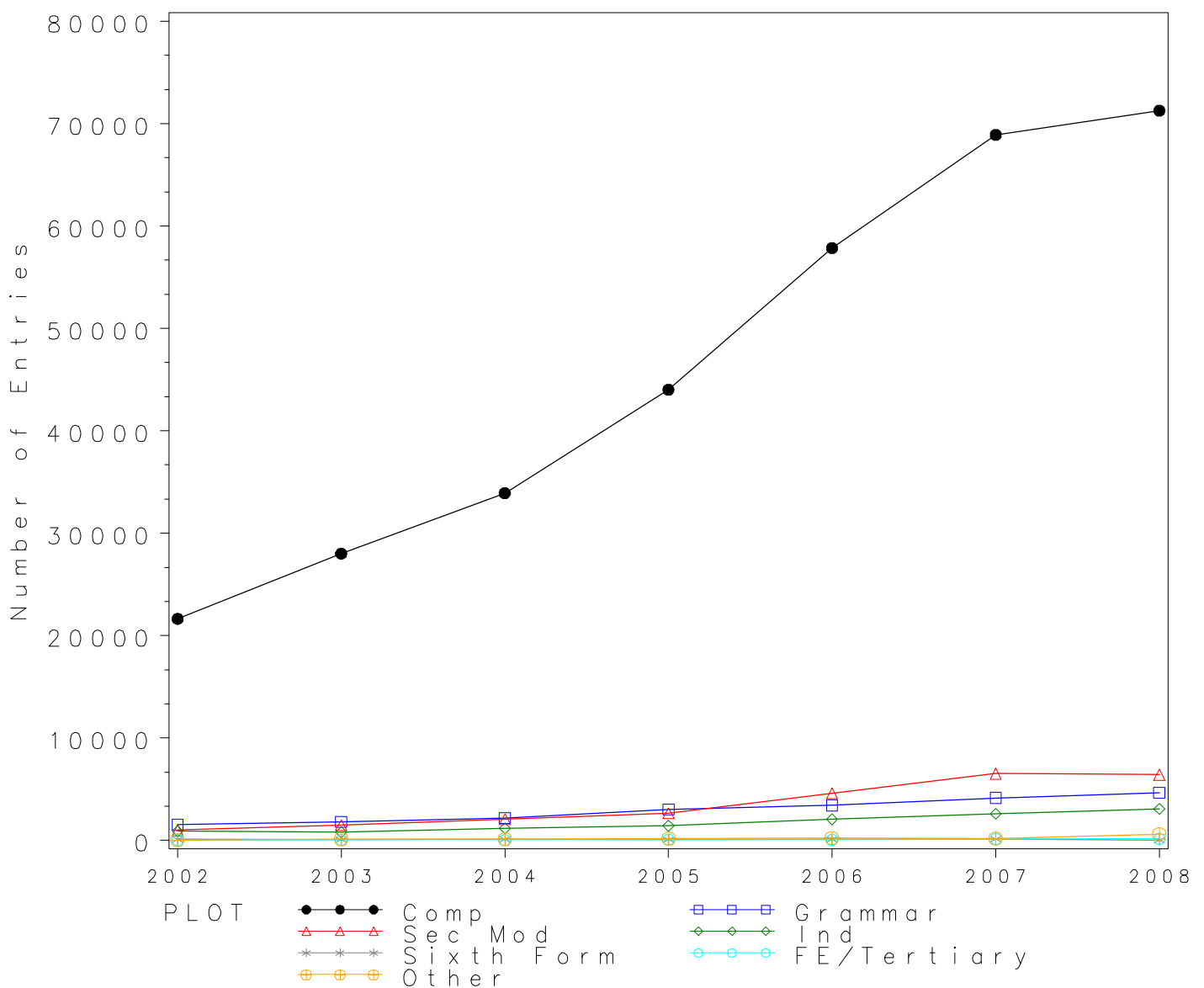
Cumulative % at Grade G by school type



*Numbers of GCSE entries in STATISTICS by school type 2002-2008*

SCHTYPE	2002	2003	2004	2005	2006	2007	2008
Comprehensive	21645	28011	33925	44016	57863	68911	71270
Grammar	1548	1829	2191	3028	3433	4149	4662
Sec Mod	1015	1510	2093	2668	4612	6541	6432
Independent	911	806	1197	1424	2067	2614	3087
Sixth Form	107	78	118	80	124	136	45
FE/Tertiary	35	57	48	81	62	151	161
Other	33	108	116	181	215	189	584

GCSE STATISTICS Entries by school type 2002–2008



*GCSE STATISTICS Grade A\* by school type 2002- 2008  
Cumulative Percentages*

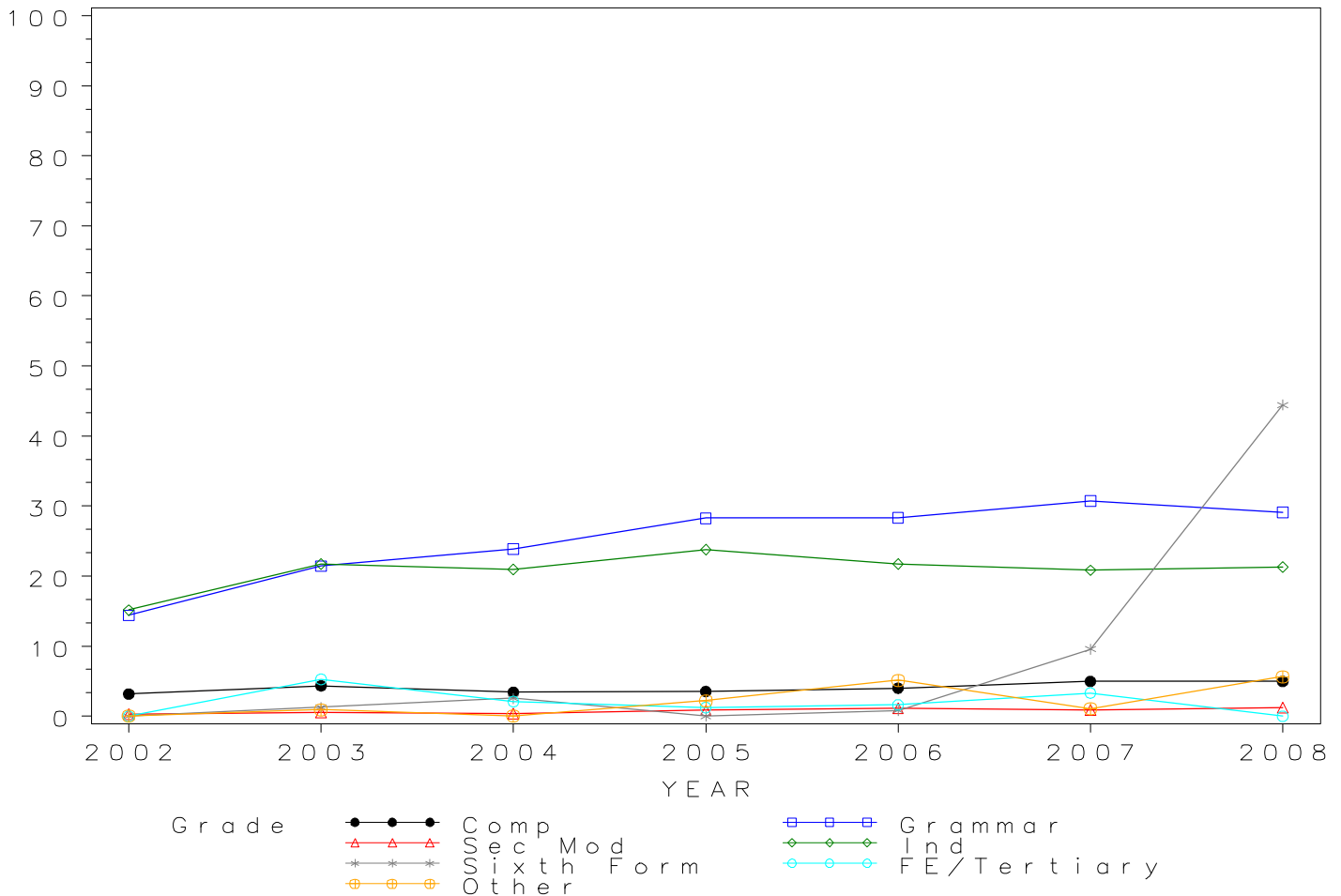
SCHTYPE	2002	2003	2004	2005	2006	2007	2008
Comprehensive	3.18	4.34	3.43	3.53	4.00	4.96	4.96
Grammar	14.41	21.43	23.87	28.27	28.34	30.75	29.09
Sec Mod	0.30	0.53	0.38	0.86	1.15	0.89	1.24
Independent	15.15	21.71	20.97	23.81	21.72	20.81	21.32
Sixth Form	0.00	1.28	2.54	0.00	0.81	9.56	44.44
FE/Tertiary	0.00	5.26	2.08	1.23	1.61	3.31	0.00
Other	0.00	0.93	0.00	2.21	5.12	1.06	5.65

*Cumulative Numbers*

SCHTYPE	2002	2003	2004	2005	2006	2007	2008
Comprehensive	689	1216	1165	1554	2314	3420	3537
Grammar	223	392	523	856	973	1276	1356
Sec Mod	3	8	8	23	53	58	80
Independent	138	175	251	339	449	544	658
Sixth Form	0	1	3	0	1	13	20
FE/Tertiary	0	3	1	1	1	5	0
Other	0	1	0	4	11	2	33

**GCSE STATISTICS 2002–2008**

Cumulative % at Grade A\* by school type



*GCSE STATISTICS Grade A by school type 2002- 2008  
Cumulative Percentages*

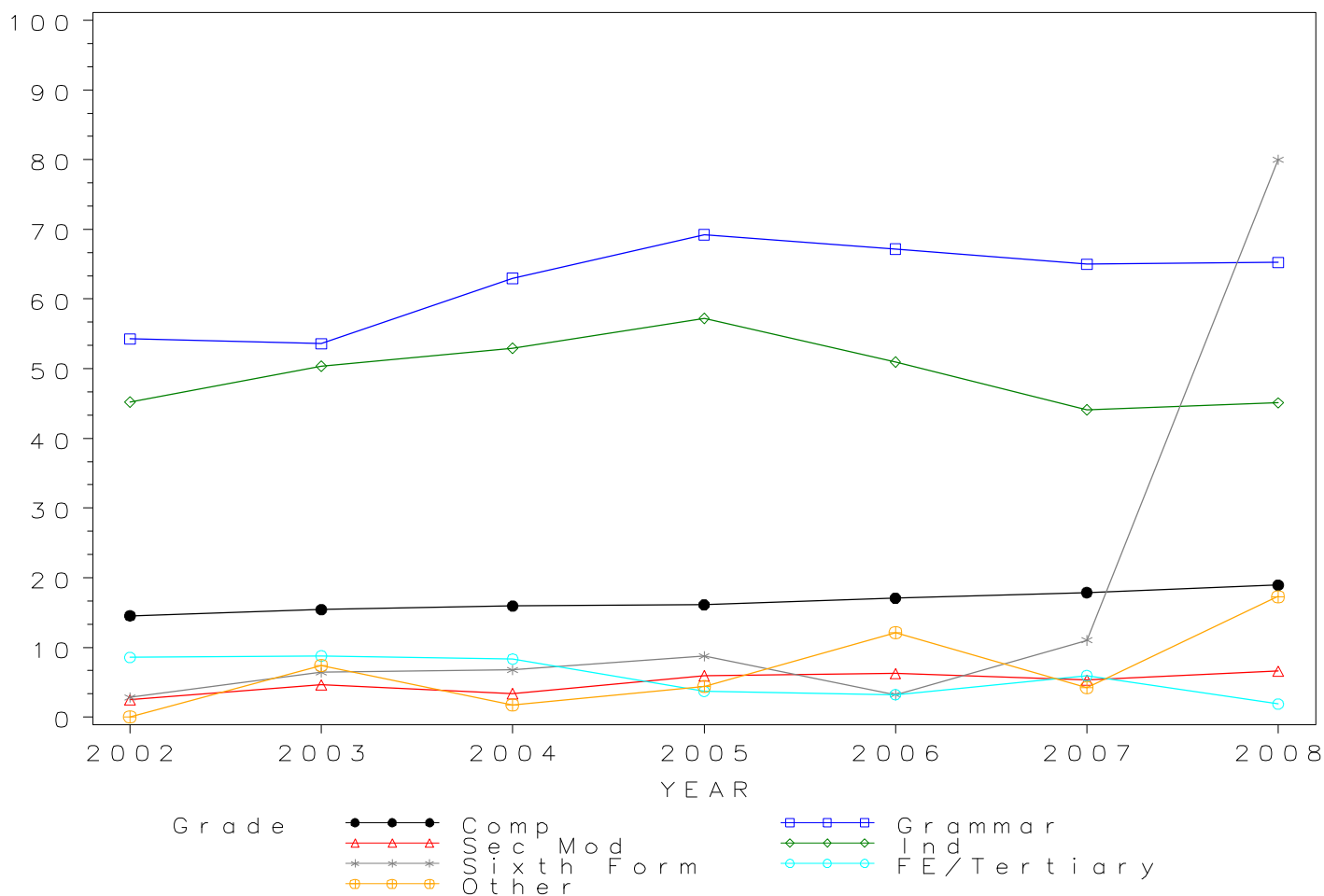
SCHTYPE	2002	2003	2004	2005	2006	2007	2008
Comprehensive	14.54	15.43	15.94	16.11	17.08	17.88	18.93
Grammar	54.26	53.58	62.98	69.22	67.20	65.00	65.27
Sec Mod	2.46	4.64	3.39	5.96	6.24	5.32	6.61
Independent	45.23	50.37	52.97	57.23	50.99	44.11	45.09
Sixth Form	2.80	6.41	6.78	8.75	3.23	11.03	80.00
FE/Tertiary	8.57	8.77	8.33	3.70	3.23	5.96	1.86
Other	0.00	7.41	1.72	4.42	12.09	4.23	17.29

*Cumulative Numbers*

SCHTYPE	2002	2003	2004	2005	2006	2007	2008
Comprehensive	3148	4321	5406	7091	9881	12320	13493
Grammar	840	980	1380	2096	2307	2697	3043
Sec Mod	25	70	71	159	288	348	425
Independent	412	406	634	815	1054	1153	1392
Sixth Form	3	5	8	7	4	15	36
FE/Tertiary	3	5	4	3	2	9	3
Other	0	8	2	8	26	8	101

**GCSE STATISTICS 2002–2008**

Cumulative % at Grade A by school type



*GCSE STATISTICS Grade B by school type 2002- 2008  
Cumulative Percentages*

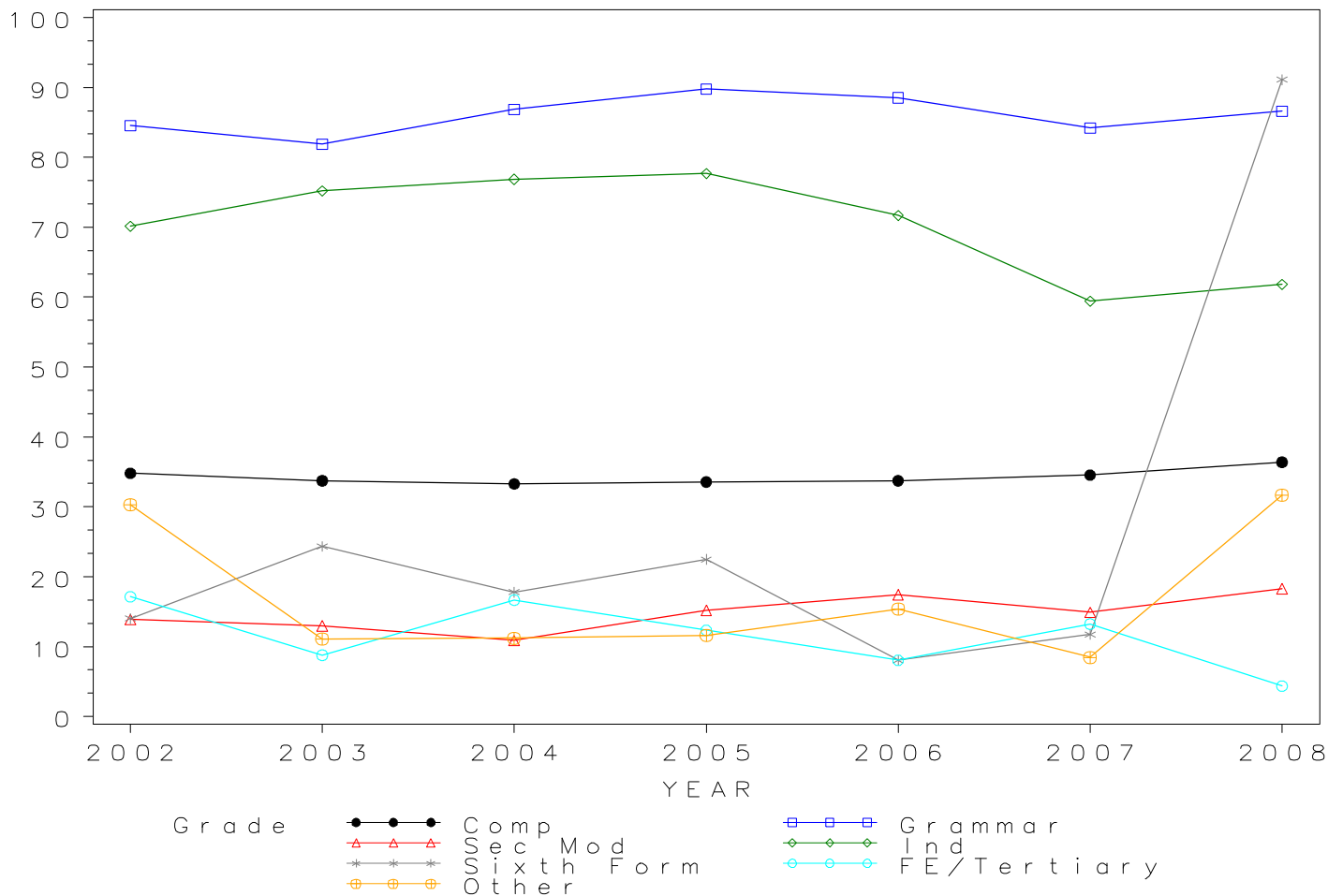
SCHTYPE	2002	2003	2004	2005	2006	2007	2008
Comprehensive	34.79	33.74	33.29	33.57	33.74	34.54	36.39
Grammar	84.56	81.90	86.86	89.76	88.52	84.21	86.62
Sec Mod	13.89	12.98	10.89	15.22	17.43	14.92	18.30
Independent	70.14	75.19	76.86	77.67	71.70	59.41	61.81
Sixth Form	14.02	24.36	17.80	22.50	8.06	11.76	91.11
FE/Tertiary	17.14	8.77	16.67	12.35	8.06	13.25	4.35
Other	30.30	11.11	11.21	11.60	15.35	8.47	31.68

*Cumulative Numbers*

SCHTYPE	2002	2003	2004	2005	2006	2007	2008
Comprehensive	7531	9451	11293	14777	19521	23803	25933
Grammar	1309	1498	1903	2718	3039	3494	4038
Sec Mod	141	196	228	406	804	976	1177
Independent	639	606	920	1106	1482	1553	1908
Sixth Form	15	19	21	18	10	16	41
FE/Tertiary	6	5	8	10	5	20	7
Other	10	12	13	21	33	16	185

**GCSE STATISTICS 2002–2008**

Cumulative % at Grade B by school type



*GCSE STATISTICS Grade C by school type 2002-2008  
Cumulative Percentages*

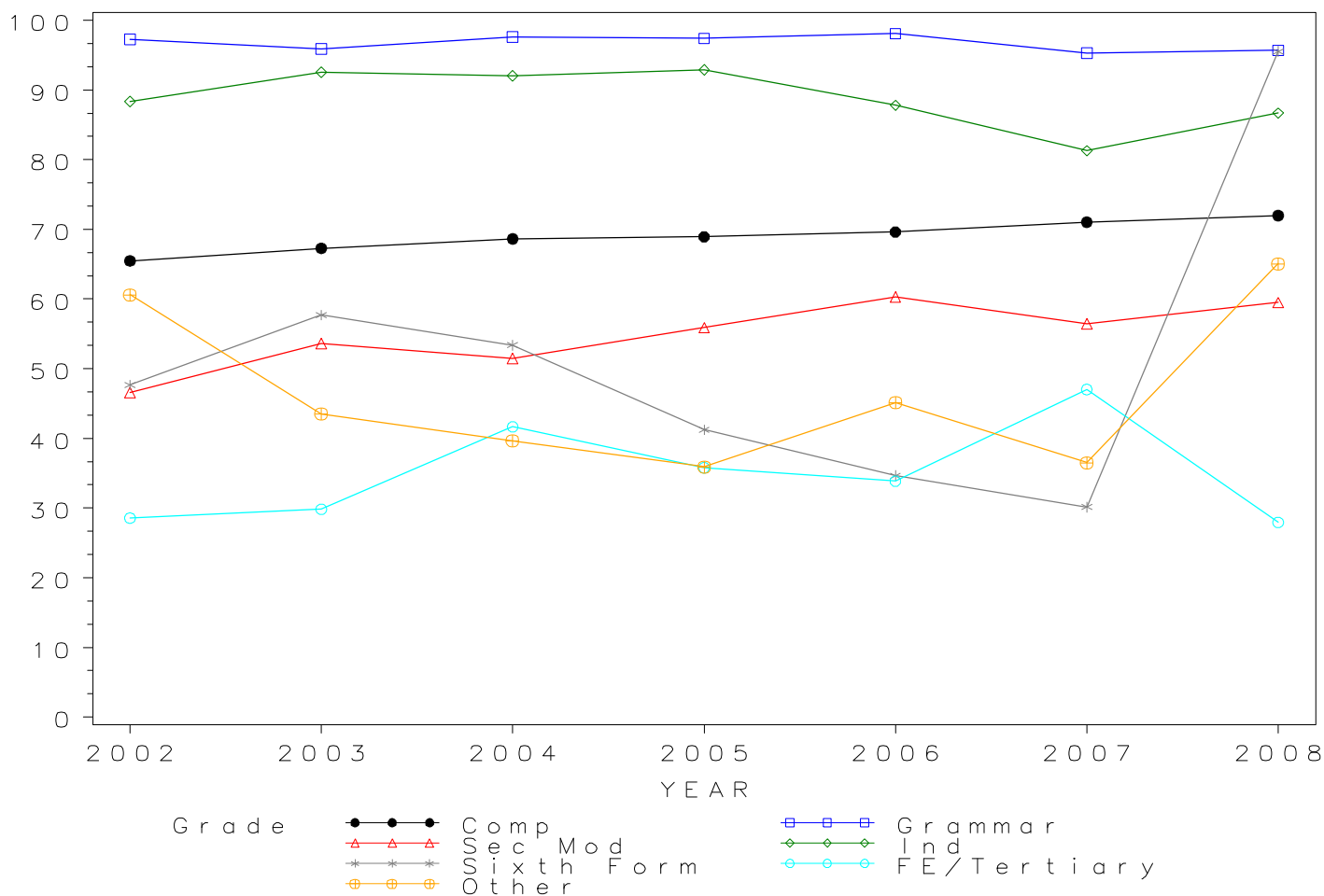
SCHTYPE	2002	2003	2004	2005	2006	2007	2008
Comprehensive	65.48	67.29	68.65	68.95	69.64	71.05	71.99
Grammar	97.29	95.90	97.63	97.39	98.08	95.32	95.71
Sec Mod	46.60	53.64	51.51	55.88	60.30	56.44	59.51
Independent	88.36	92.56	92.06	92.91	87.81	81.29	86.69
Sixth Form	47.66	57.69	53.39	41.25	34.68	30.15	95.56
FE/Tertiary	28.57	29.82	41.67	35.80	33.87	47.02	27.95
Other	60.61	43.52	39.66	35.91	45.12	36.51	65.07

*Cumulative Numbers*

SCHTYPE	2002	2003	2004	2005	2006	2007	2008
Comprehensive	14174	18848	23289	30350	40294	48961	51306
Grammar	1506	1754	2139	2949	3367	3955	4462
Sec Mod	473	810	1078	1491	2781	3692	3828
Independent	805	746	1102	1323	1815	2125	2676
Sixth Form	51	45	63	33	43	41	43
FE/Tertiary	10	17	20	29	21	71	45
Other	20	47	46	65	97	69	380

**GCSE STATISTICS 2002–2008**

Cumulative % at Grade C by school type



*GCSE STATISTICS Grade D by school type 2002- 2008  
Cumulative Percentages*

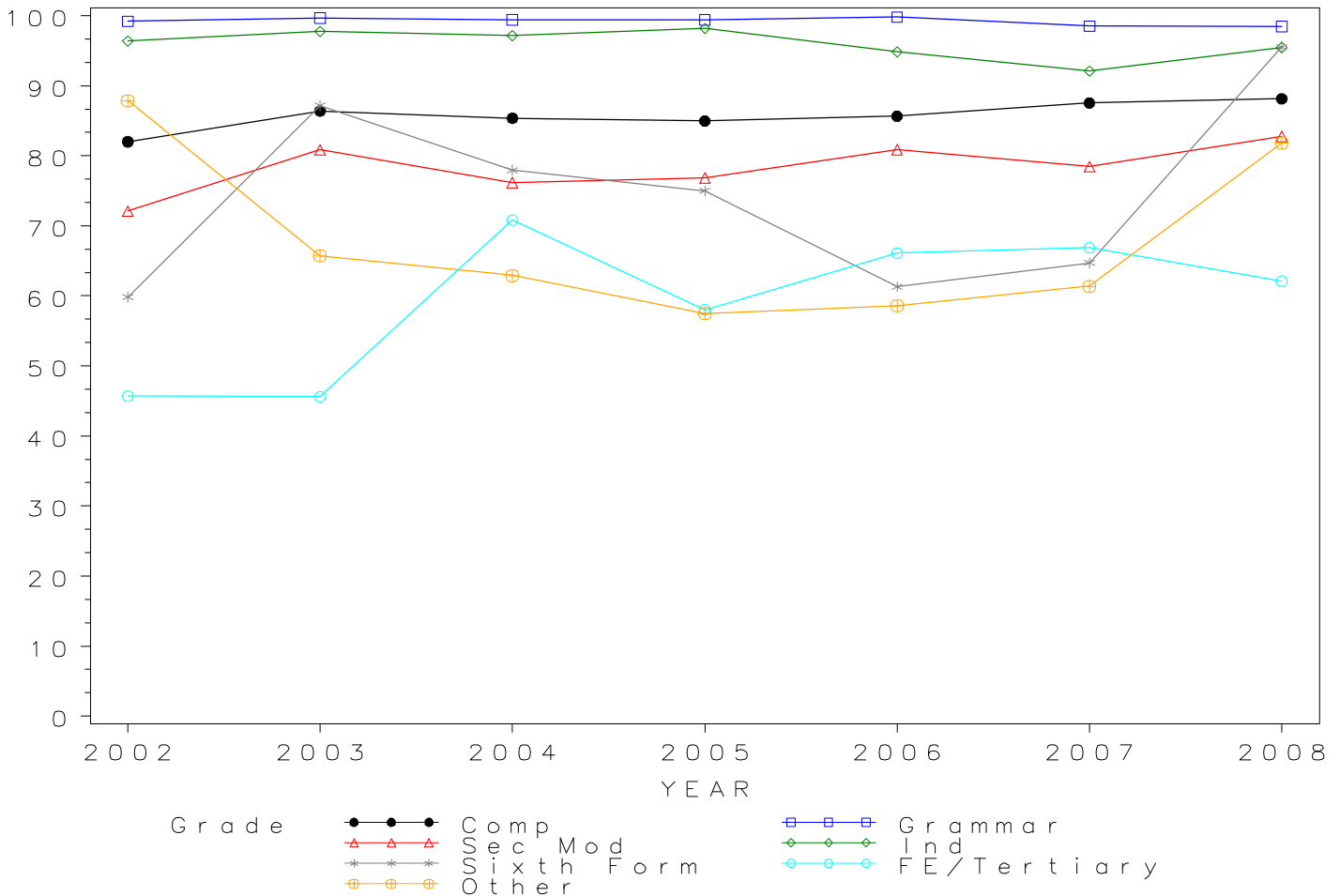
SCHTYPE	2002	2003	2004	2005	2006	2007	2008
Comprehensive	82.02	86.41	85.37	84.97	85.65	87.53	88.17
Grammar	99.22	99.67	99.41	99.44	99.80	98.53	98.50
Sec Mod	72.12	80.86	76.21	76.87	80.92	78.47	82.77
Independent	96.38	97.77	97.16	98.17	94.82	92.08	95.50
Sixth Form	59.81	87.18	77.97	75.00	61.29	64.71	95.56
FE/Tertiary	45.71	45.61	70.83	58.02	66.13	66.89	62.11
Other	87.88	65.74	62.93	57.46	58.60	61.38	81.85

*Cumulative Numbers*

SCHTYPE	2002	2003	2004	2005	2006	2007	2008
Comprehensive	17753	24205	28963	37402	49557	60318	62836
Grammar	1536	1823	2178	3011	3426	4088	4592
Sec Mod	732	1221	1595	2051	3732	5133	5324
Independent	878	788	1163	1398	1960	2407	2948
Sixth Form	64	68	92	60	76	88	43
FE/Tertiary	16	26	34	47	41	101	100
Other	29	71	73	104	126	116	478

**GCSE STATISTICS 2002–2008**

Cumulative % at Grade D by school type



*GCSE STATISTICS Grade E by school type 2002- 2008  
Cumulative Percentages*

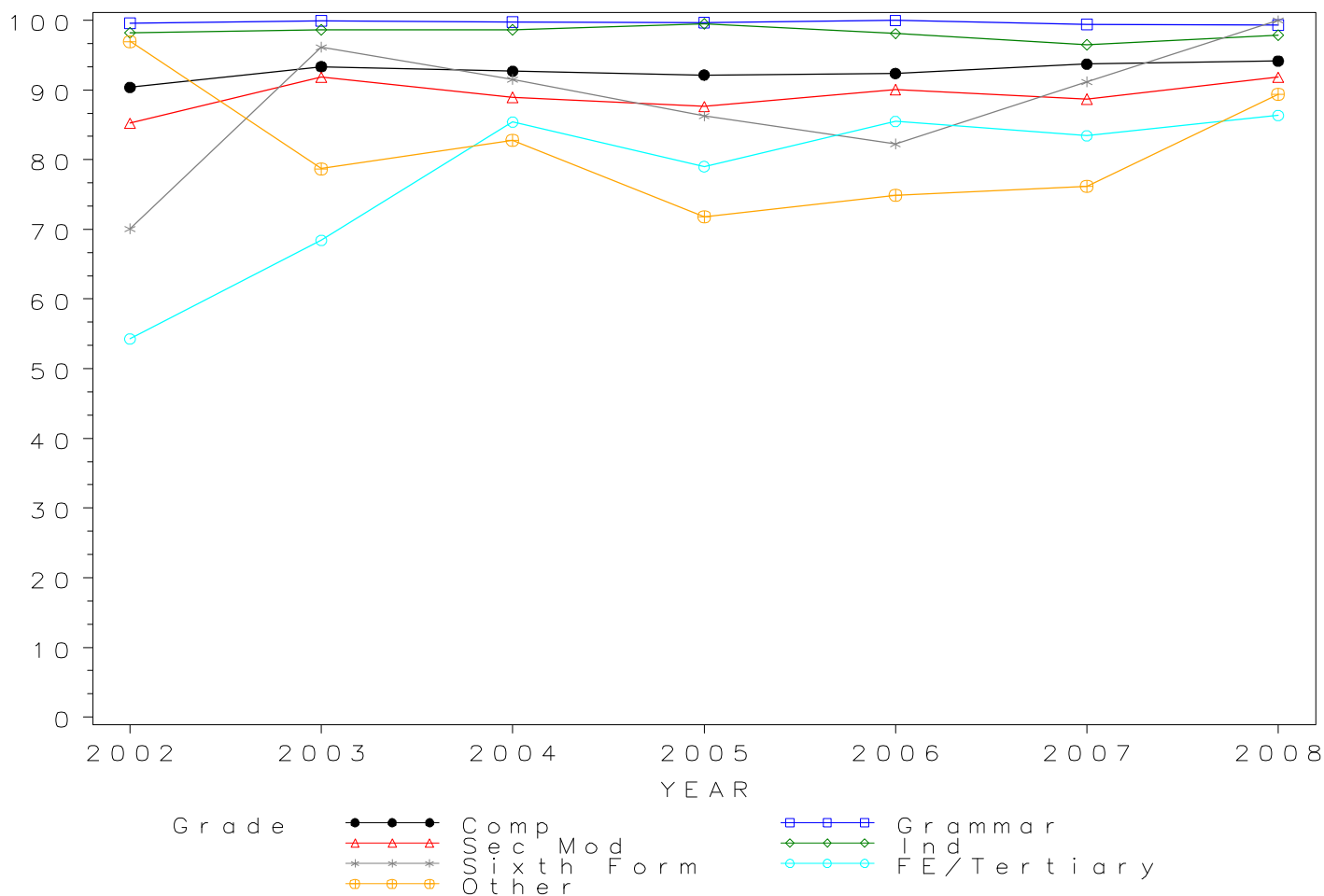
SCHTYPE	2002	2003	2004	2005	2006	2007	2008
Comprehensive	90.37	93.36	92.69	92.16	92.38	93.73	94.17
Grammar	99.61	99.95	99.77	99.70	100.00	99.42	99.34
Sec Mod	85.22	91.85	88.96	87.63	90.09	88.72	91.82
Independent	98.24	98.64	98.66	99.51	98.11	96.52	97.89
Sixth Form	70.09	96.15	91.53	86.25	82.26	91.18	100.00
FE/Tertiary	54.29	68.42	85.42	79.01	85.48	83.44	86.34
Other	96.97	78.70	82.76	71.82	74.88	76.19	89.38

*Cumulative Numbers*

SCHTYPE	2002	2003	2004	2005	2006	2007	2008
Comprehensive	19561	26150	31446	40564	53452	64587	67117
Grammar	1542	1828	2186	3019	3433	4125	4631
Sec Mod	865	1387	1862	2338	4155	5803	5906
Independent	895	795	1181	1417	2028	2523	3022
Sixth Form	75	75	108	69	102	124	45
FE/Tertiary	19	39	41	64	53	126	139
Other	32	85	96	130	161	144	522

**GCSE STATISTICS 2002–2008**

Cumulative % at Grade E by school type





*GCSE STATISTICS Grade F by school type 2002- 2008  
Cumulative Percentages*

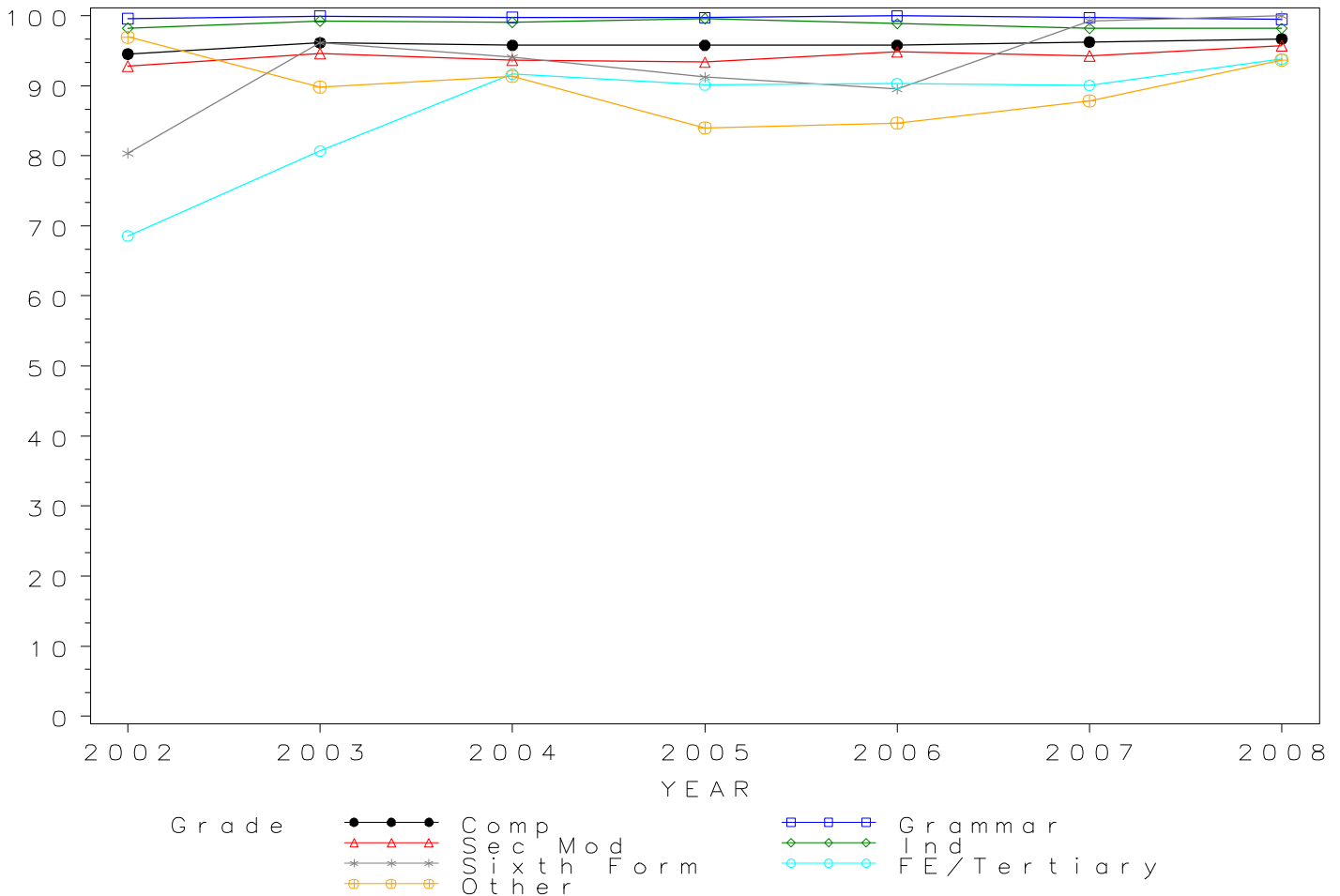
SCHTYPE	2002	2003	2004	2005	2006	2007	2008
Comprehensive	94.54	96.15	95.79	95.80	95.78	96.25	96.70
Grammar	99.61	99.95	99.77	99.74	100.00	99.71	99.51
Sec Mod	92.81	94.64	93.69	93.37	94.82	94.28	95.74
Independent	98.24	99.26	99.08	99.58	98.89	98.20	98.19
Sixth Form	80.37	96.15	94.07	91.25	89.52	99.26	100.00
FE/Tertiary	68.57	80.70	91.67	90.12	90.32	90.07	93.79
Other	96.97	89.81	91.38	83.98	84.65	87.83	93.66

*Cumulative Numbers*

SCHTYPE	2002	2003	2004	2005	2006	2007	2008
Comprehensive	20464	26933	32496	42168	55424	66328	68915
Grammar	1542	1828	2186	3020	3433	4137	4639
Sec Mod	942	1429	1961	2491	4373	6167	6158
Independent	895	800	1186	1418	2044	2567	3031
Sixth Form	86	75	111	73	111	135	45
FE/Tertiary	24	46	44	73	56	136	151
Other	32	97	106	152	182	166	547

**GCSE STATISTICS 2002–2008**

Cumulative % at Grade F by school type



*GCSE STATISTICS Grade G by school type 2002- 2008  
Cumulative Percentages*

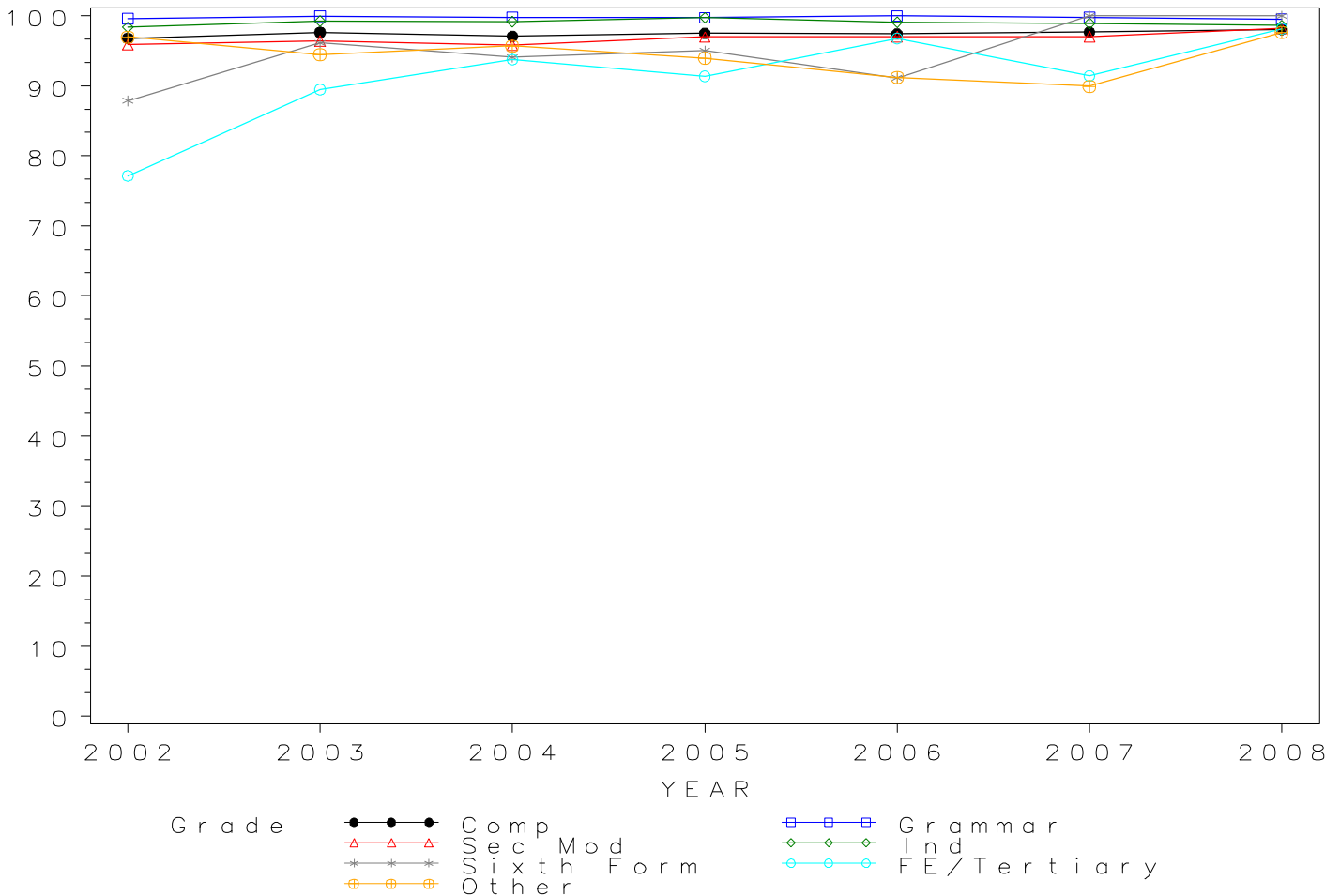
SCHTYPE	2002	2003	2004	2005	2006	2007	2008
Comprehensive	96.78	97.63	97.08	97.51	97.41	97.65	98.07
Grammar	99.61	99.95	99.77	99.74	100.00	99.76	99.51
Sec Mod	95.86	96.42	95.84	96.96	97.01	97.00	98.23
Independent	98.35	99.26	99.16	99.72	99.08	98.89	98.61
Sixth Form	87.85	96.15	94.07	95.00	91.13	100.00	100.00
FE/Tertiary	77.14	89.47	93.75	91.36	96.77	91.39	98.14
Other	96.97	94.44	95.69	93.92	91.16	89.95	97.60

*Cumulative Numbers*

SCHTYPE	2002	2003	2004	2005	2006	2007	2008
Comprehensive	20949	27346	32935	42919	56363	67291	69891
Grammar	1542	1828	2186	3020	3433	4139	4639
Sec Mod	973	1456	2006	2587	4474	6345	6318
Independent	896	800	1187	1420	2048	2585	3044
Sixth Form	94	75	111	76	113	136	45
FE/Tertiary	27	51	45	74	60	138	158
Other	32	102	111	170	196	170	570

**GCSE STATISTICS 2002–2008**

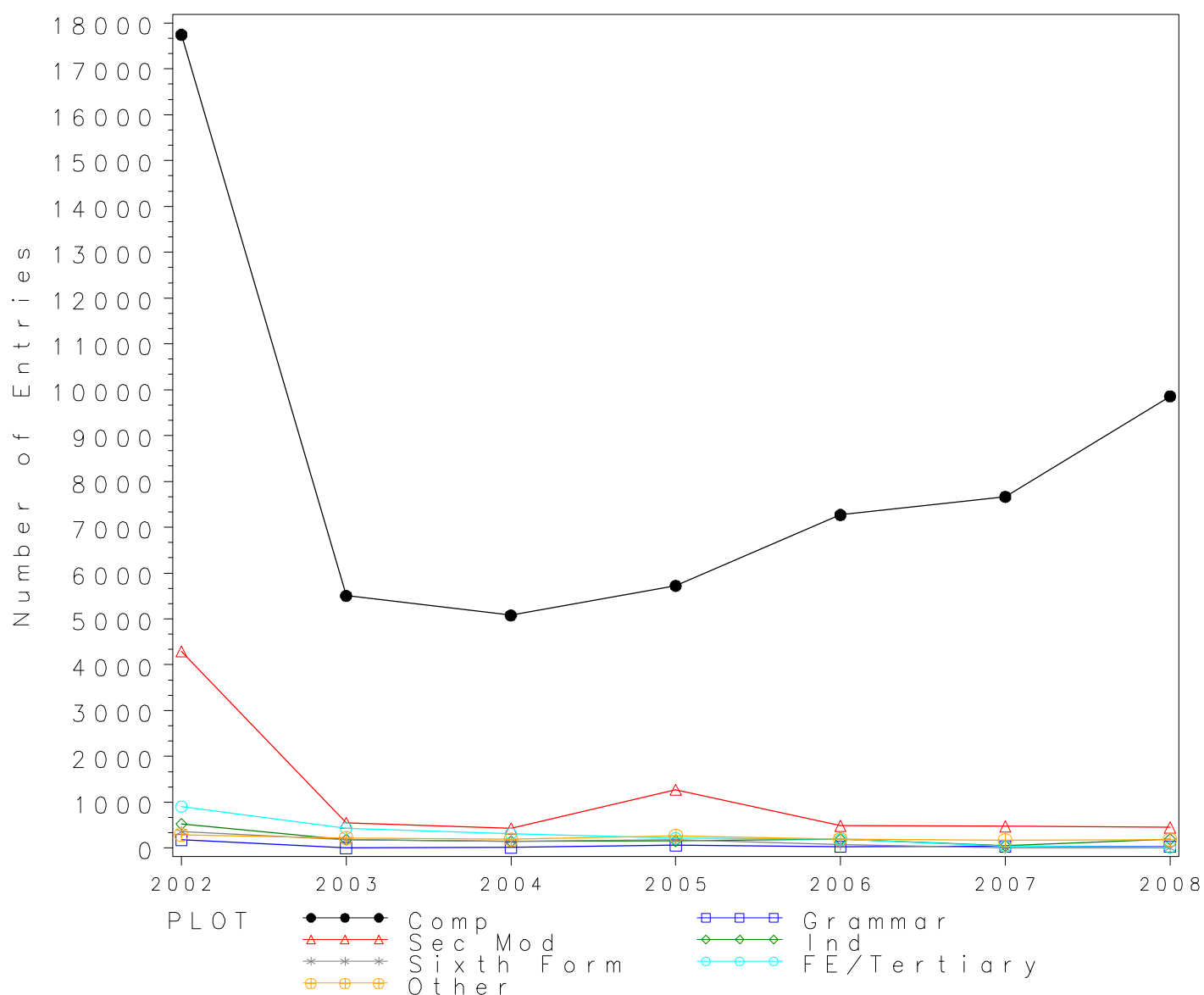
Cumulative % at Grade G by school type



*Numbers of GCSE entries in VOCATIONAL STUDIES by school type 2002-2008*

SCHTYPE	2002	2003	2004	2005	2006	2007	2008
Comprehensive	17746	5504	5078	5722	7269	7664	9856
Grammar	180	5	14	62	32	39	33
Sec Mod	4294	553	431	1273	487	478	452
Independent	523	184	145	154	192	48	189
Sixth Form	355	179	146	179	75	0	0
FE/Tertiary	907	429	312	216	190	37	19
Other	294	222	189	268	196	167	179

GCSE VOCATIONAL STUDIES Entries by school type 2002–2008



*GCSE VOCATIONAL STUDIES Grade A\* by school type 2002- 2008  
Cumulative Percentages*

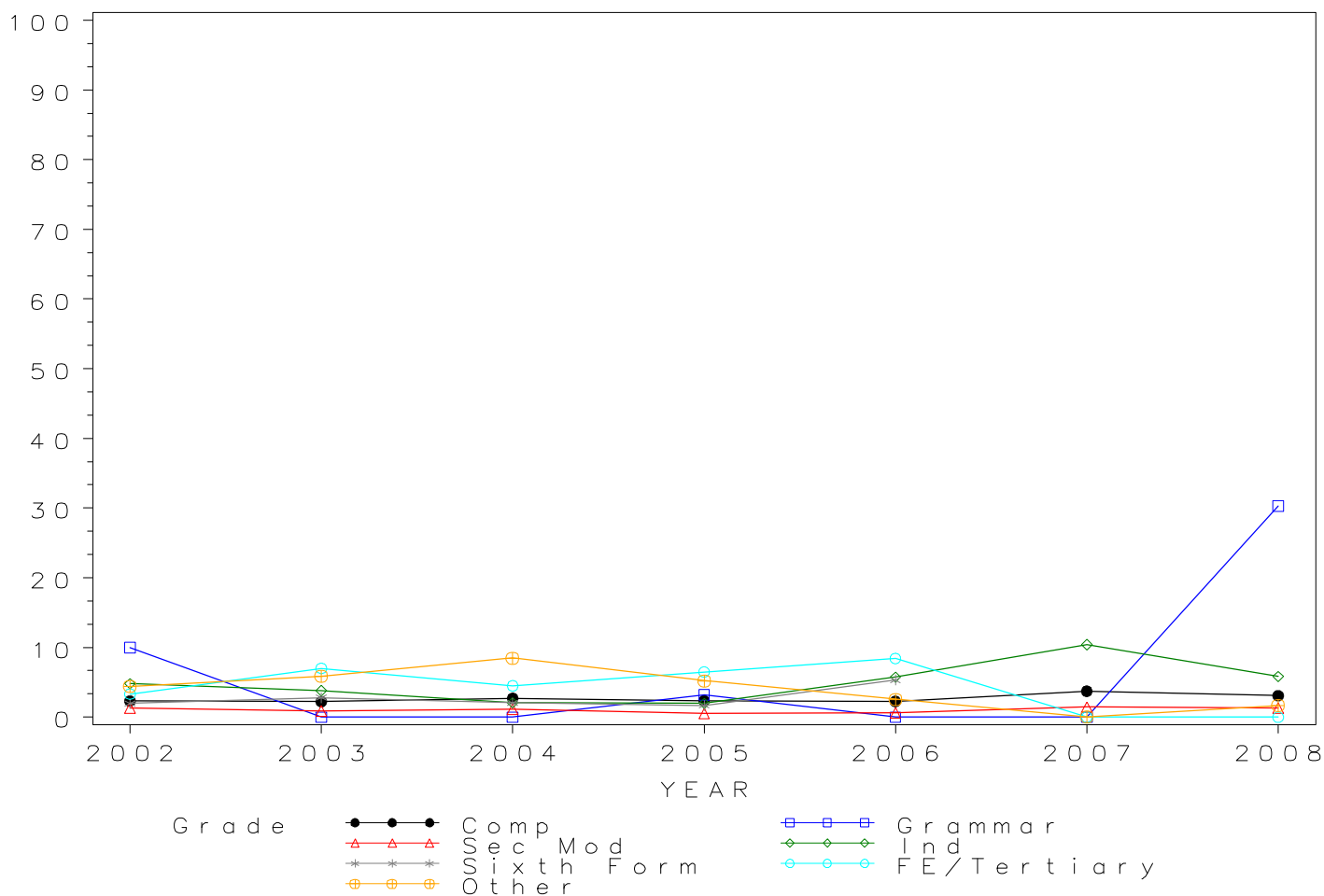
SCHTYPE	2002	2003	2004	2005	2006	2007	2008
Comprehensive	2.32	2.23	2.70	2.36	2.26	3.72	3.08
Grammar	10.00	0.00	0.00	3.23	0.00	0.00	30.30
Sec Mod	1.33	0.90	1.16	0.55	0.62	1.46	1.33
Independent	4.78	3.80	2.07	1.95	5.73	10.42	5.82
Sixth Form	1.97	2.79	2.05	1.68	5.33	.	.
FE/Tertiary	3.31	6.99	4.49	6.48	8.42	0.00	0.00
Other	4.42	5.86	8.47	5.22	2.55	0.00	1.68

*Cumulative Numbers*

SCHTYPE	2002	2003	2004	2005	2006	2007	2008
Comprehensive	411	123	137	135	164	285	304
Grammar	18	0	0	2	0	0	10
Sec Mod	57	5	5	7	3	7	6
Independent	25	7	3	3	11	5	11
Sixth Form	7	5	3	3	4	0	0
FE/Tertiary	30	30	14	14	16	0	0
Other	13	13	16	14	5	0	3

**GCSE VOCATIONAL STUDIES 2002–2008**

Cumulative % at Grade A\* by school type



*GCSE VOCATIONAL STUDIES Grade A by school type 2002- 2008  
Cumulative Percentages*

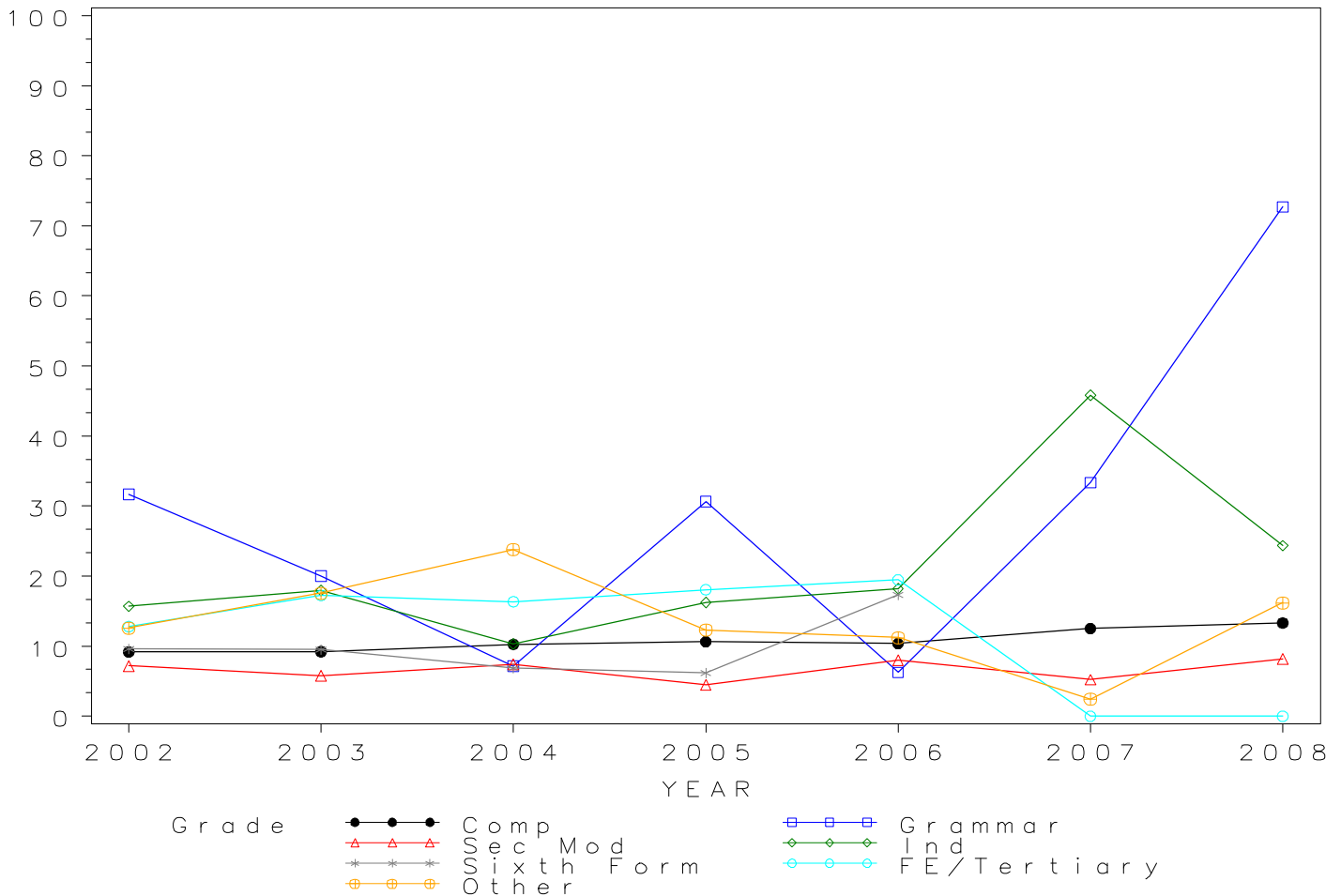
SCHTYPE	2002	2003	2004	2005	2006	2007	2008
Comprehensive	9.18	9.21	10.26	10.64	10.39	12.50	13.31
Grammar	31.67	20.00	7.14	30.65	6.25	33.33	72.73
Sec Mod	7.17	5.79	7.42	4.48	8.01	5.23	8.19
Independent	15.68	17.93	10.34	16.23	18.23	45.83	24.34
Sixth Form	9.58	9.50	6.85	6.15	17.33	.	.
FE/Tertiary	12.79	17.25	16.35	18.06	19.47	0.00	0.00
Other	12.59	17.57	23.81	12.31	11.22	2.40	16.20

*Cumulative Numbers*

SCHTYPE	2002	2003	2004	2005	2006	2007	2008
Comprehensive	1629	507	521	609	755	958	1312
Grammar	57	1	1	19	2	13	24
Sec Mod	308	32	32	57	39	25	37
Independent	82	33	15	25	35	22	46
Sixth Form	34	17	10	11	13	0	0
FE/Tertiary	116	74	51	39	37	0	0
Other	37	39	45	33	22	4	29

**GCSE VOCATIONAL STUDIES 2002–2008**

Cumulative % at Grade A by school type



*GCSE VOCATIONAL STUDIES Grade B by school type 2002- 2008  
Cumulative Percentages*

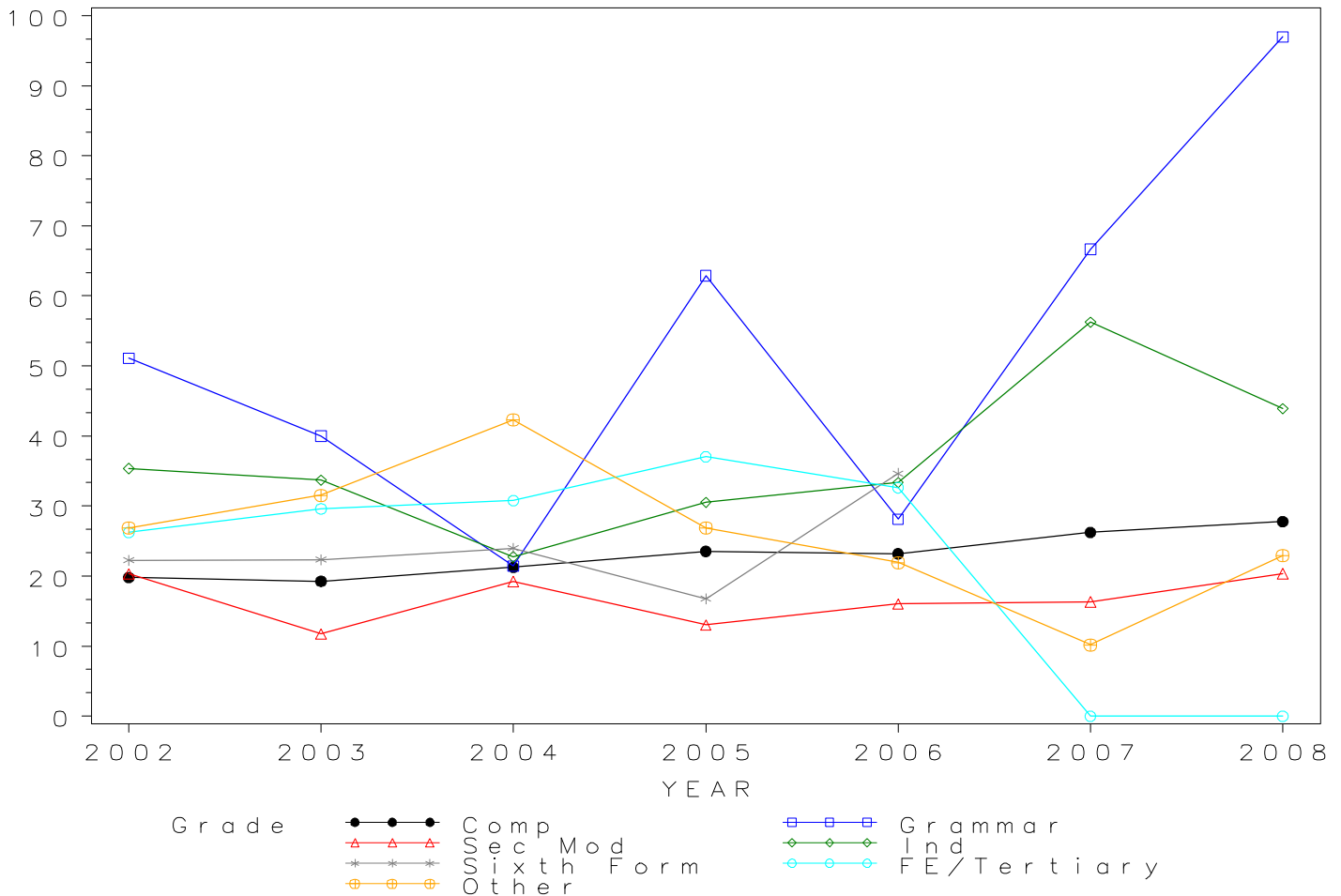
SCHTYPE	2002	2003	2004	2005	2006	2007	2008
Comprehensive	19.81	19.26	21.25	23.54	23.18	26.24	27.79
Grammar	51.11	40.00	21.43	62.90	28.13	66.67	96.97
Sec Mod	20.33	11.75	19.26	13.04	16.02	16.32	20.35
Independent	35.37	33.70	22.76	30.52	33.33	56.25	43.92
Sixth Form	22.25	22.35	23.97	16.76	34.67	.	.
FE/Tertiary	26.24	29.60	30.77	37.04	32.63	0.00	0.00
Other	26.87	31.53	42.33	26.87	21.94	10.18	22.91

*Cumulative Numbers*

SCHTYPE	2002	2003	2004	2005	2006	2007	2008
Comprehensive	3516	1060	1079	1347	1685	2011	2739
Grammar	92	2	3	39	9	26	32
Sec Mod	873	65	83	166	78	78	92
Independent	185	62	33	47	64	27	83
Sixth Form	79	40	35	30	26	0	0
FE/Tertiary	238	127	96	80	62	0	0
Other	79	70	80	72	43	17	41

**GCSE VOCATIONAL STUDIES 2002–2008**

Cumulative % at Grade B by school type



*GCSE VOCATIONAL STUDIES Grade C by school type 2002- 2008  
Cumulative Percentages*

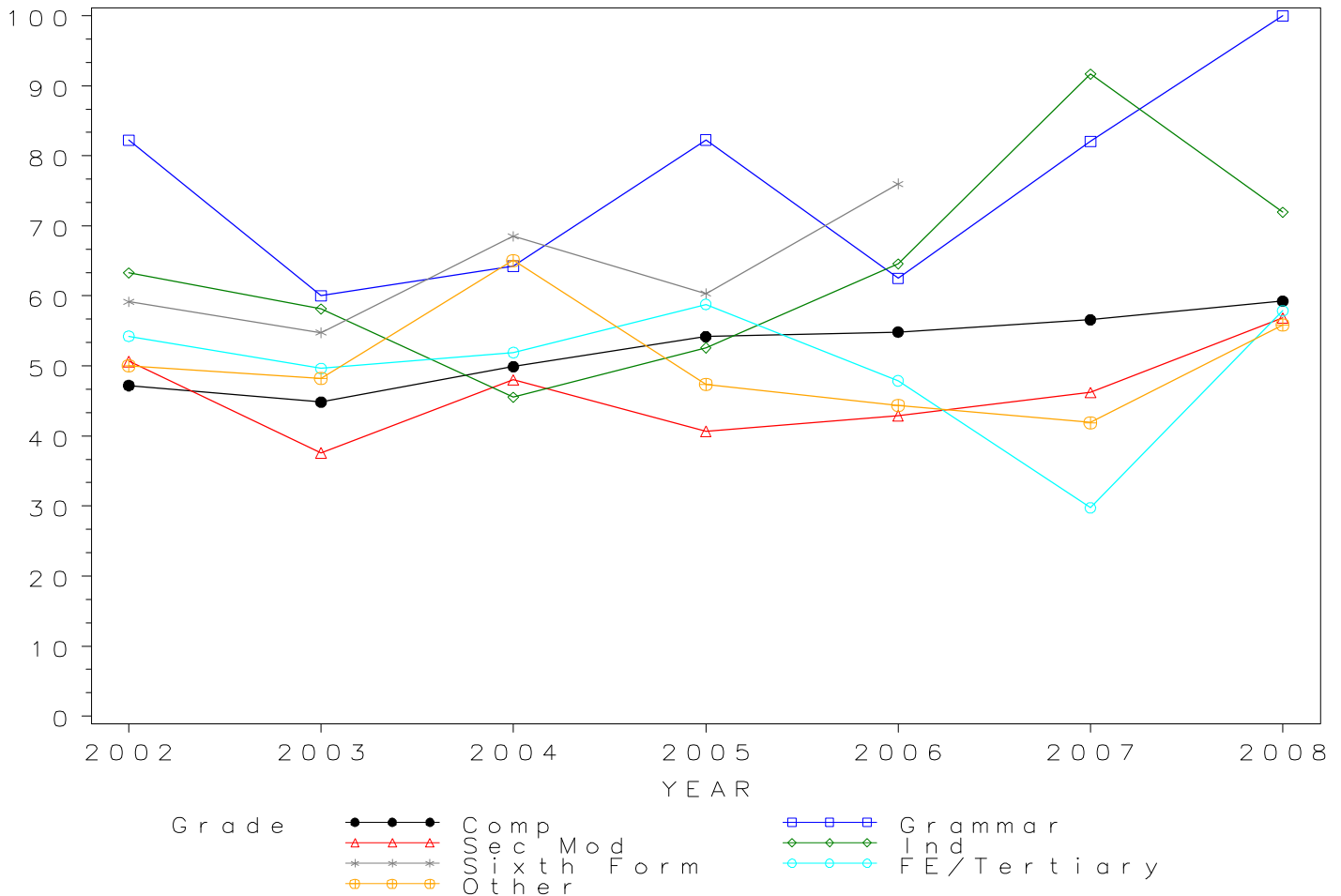
SCHTYPE	2002	2003	2004	2005	2006	2007	2008
Comprehensive	47.21	44.82	49.88	54.18	54.85	56.60	59.24
Grammar	82.22	60.00	64.29	82.26	62.50	82.05	100.00
Sec Mod	50.65	37.61	48.03	40.69	42.92	46.23	56.86
Independent	63.29	58.15	45.52	52.60	64.58	91.67	71.96
Sixth Form	59.15	54.75	68.49	60.34	76.00	.	.
FE/Tertiary	54.24	49.65	51.92	58.80	47.89	29.73	57.89
Other	50.00	48.20	65.08	47.39	44.39	41.92	55.87

*Cumulative Numbers*

SCHTYPE	2002	2003	2004	2005	2006	2007	2008
Comprehensive	8378	2467	2533	3100	3987	4338	5839
Grammar	148	3	9	51	20	32	33
Sec Mod	2175	208	207	518	209	221	257
Independent	331	107	66	81	124	44	136
Sixth Form	210	98	100	108	57	0	0
FE/Tertiary	492	213	162	127	91	11	11
Other	147	107	123	127	87	70	100

**GCSE VOCATIONAL STUDIES 2002–2008**

Cumulative % at Grade C by school type



*GCSE VOCATIONAL STUDIES Grade D by school type 2002- 2008  
Cumulative Percentages*

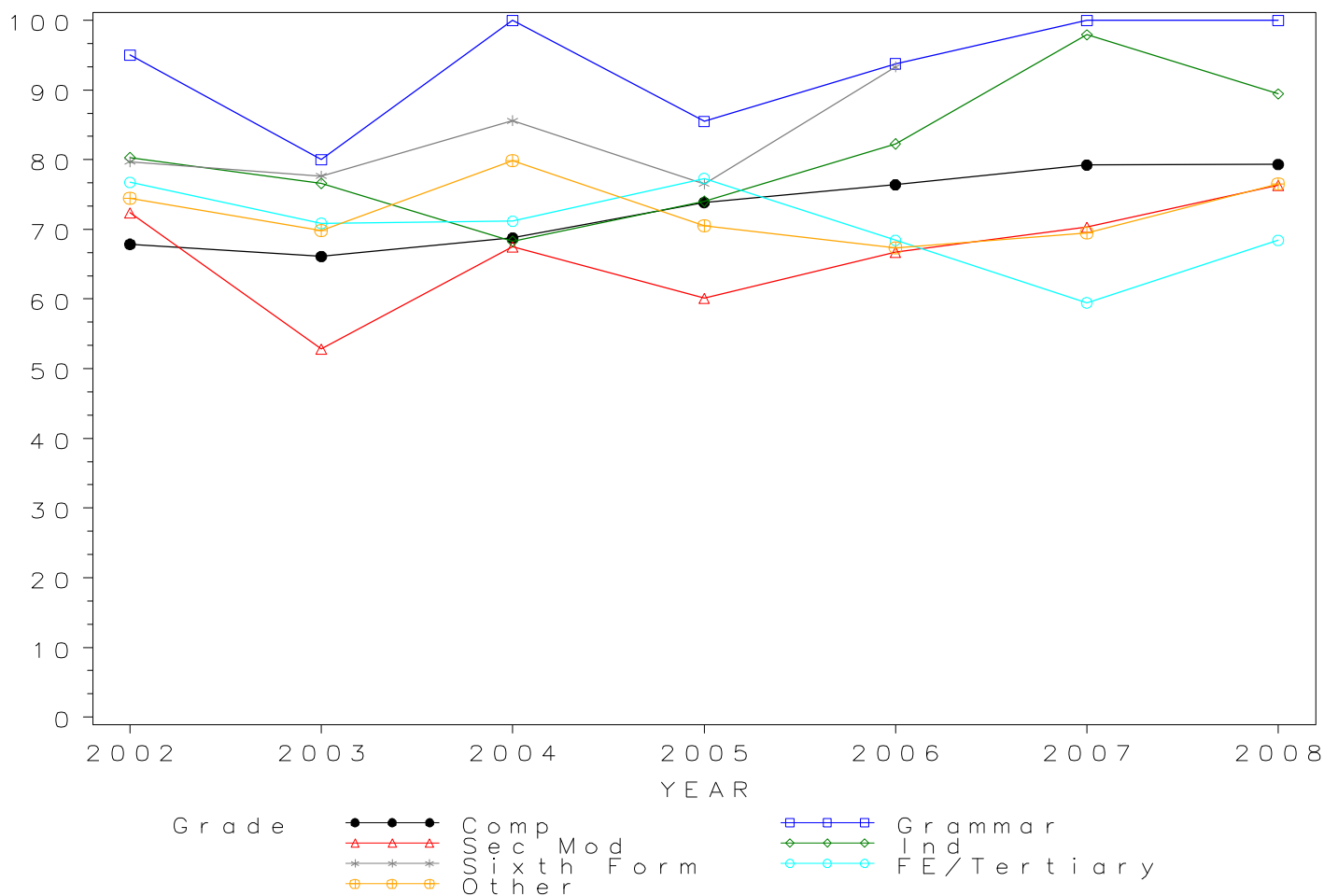
SCHTYPE	2002	2003	2004	2005	2006	2007	2008
Comprehensive	67.86	66.10	68.75	73.86	76.42	79.24	79.32
Grammar	95.00	80.00	100.00	85.48	93.75	100.00	100.00
Sec Mod	72.36	52.80	67.52	60.09	66.74	70.29	76.33
Independent	80.31	76.63	68.28	74.03	82.29	97.92	89.42
Sixth Form	79.72	77.65	85.62	76.54	93.33	.	.
FE/Tertiary	76.74	70.86	71.15	77.31	68.42	59.46	68.42
Other	74.49	69.82	79.89	70.52	67.35	69.46	76.54

*Cumulative Numbers*

SCHTYPE	2002	2003	2004	2005	2006	2007	2008
Comprehensive	12042	3638	3491	4226	5555	6073	7818
Grammar	171	4	14	53	30	39	33
Sec Mod	3107	292	291	765	325	336	345
Independent	420	141	99	114	158	47	169
Sixth Form	283	139	125	137	70	0	0
FE/Tertiary	696	304	222	167	130	22	13
Other	219	155	151	189	132	116	137

**GCSE VOCATIONAL STUDIES 2002–2008**

Cumulative % at Grade D by school type





*GCSE VOCATIONAL STUDIES Grade E by school type 2002- 2008  
Cumulative Percentages*

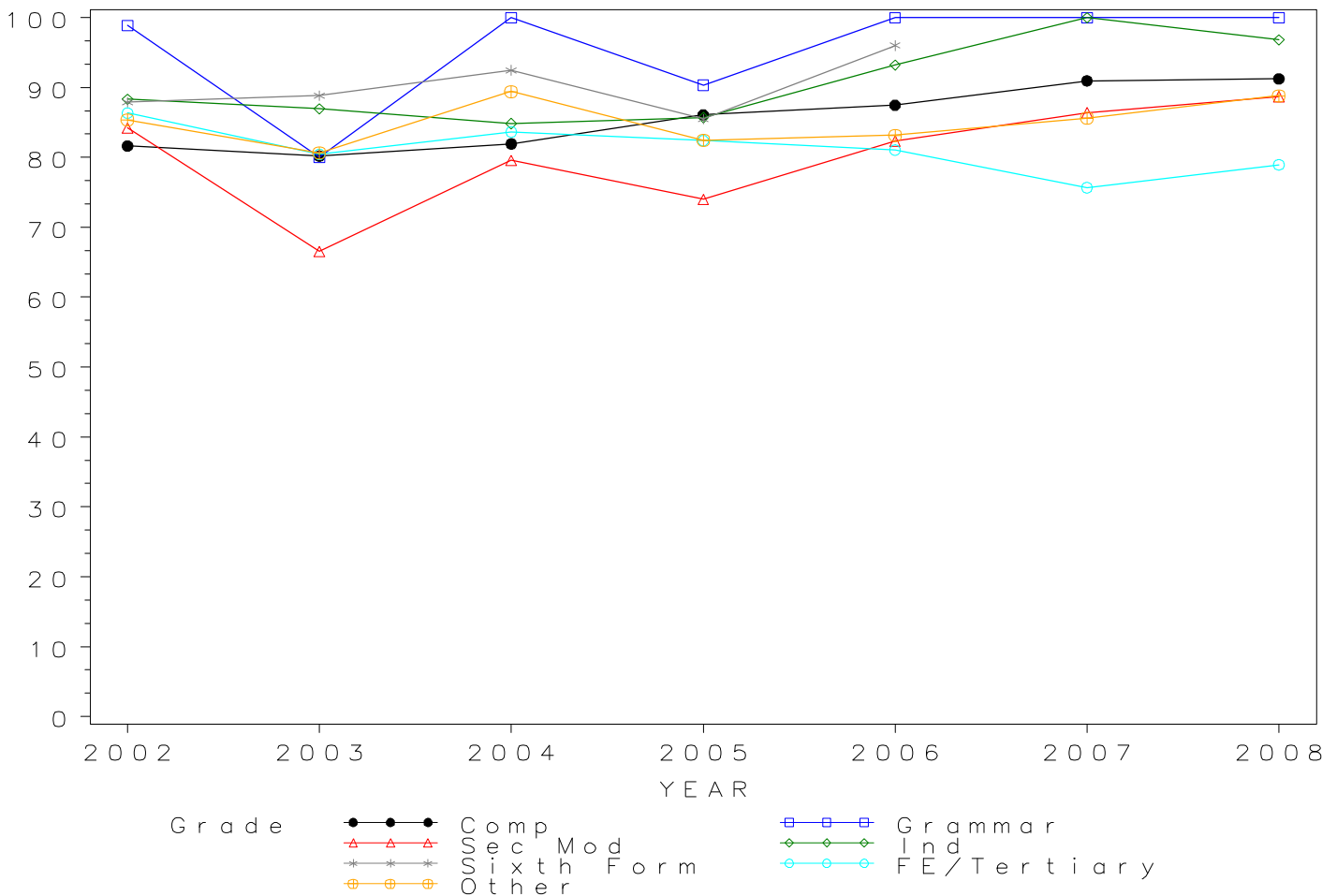
SCHTYPE	2002	2003	2004	2005	2006	2007	2008
Comprehensive	81.64	80.20	81.94	86.09	87.45	90.96	91.25
Grammar	98.89	80.00	100.00	90.32	100.00	100.00	100.00
Sec Mod	84.21	66.55	79.58	74.00	82.34	86.40	88.72
Independent	88.34	86.96	84.83	85.71	93.23	100.00	96.83
Sixth Form	87.89	88.83	92.47	85.47	96.00	.	.
FE/Tertiary	86.33	80.42	83.65	82.41	81.05	75.68	78.95
Other	85.37	80.63	89.42	82.46	83.16	85.63	88.83

*Cumulative Numbers*

SCHTYPE	2002	2003	2004	2005	2006	2007	2008
Comprehensive	14488	4414	4161	4926	6357	6971	8994
Grammar	178	4	14	56	32	39	33
Sec Mod	3616	368	343	942	401	413	401
Independent	462	160	123	132	179	48	183
Sixth Form	312	159	135	153	72	0	0
FE/Tertiary	783	345	261	178	154	28	15
Other	251	179	169	221	163	143	159

**GCSE VOCATIONAL STUDIES 2002–2008**

Cumulative % at Grade E by school type



*GCSE VOCATIONAL STUDIES Grade F by school type 2002- 2008  
Cumulative Percentages*

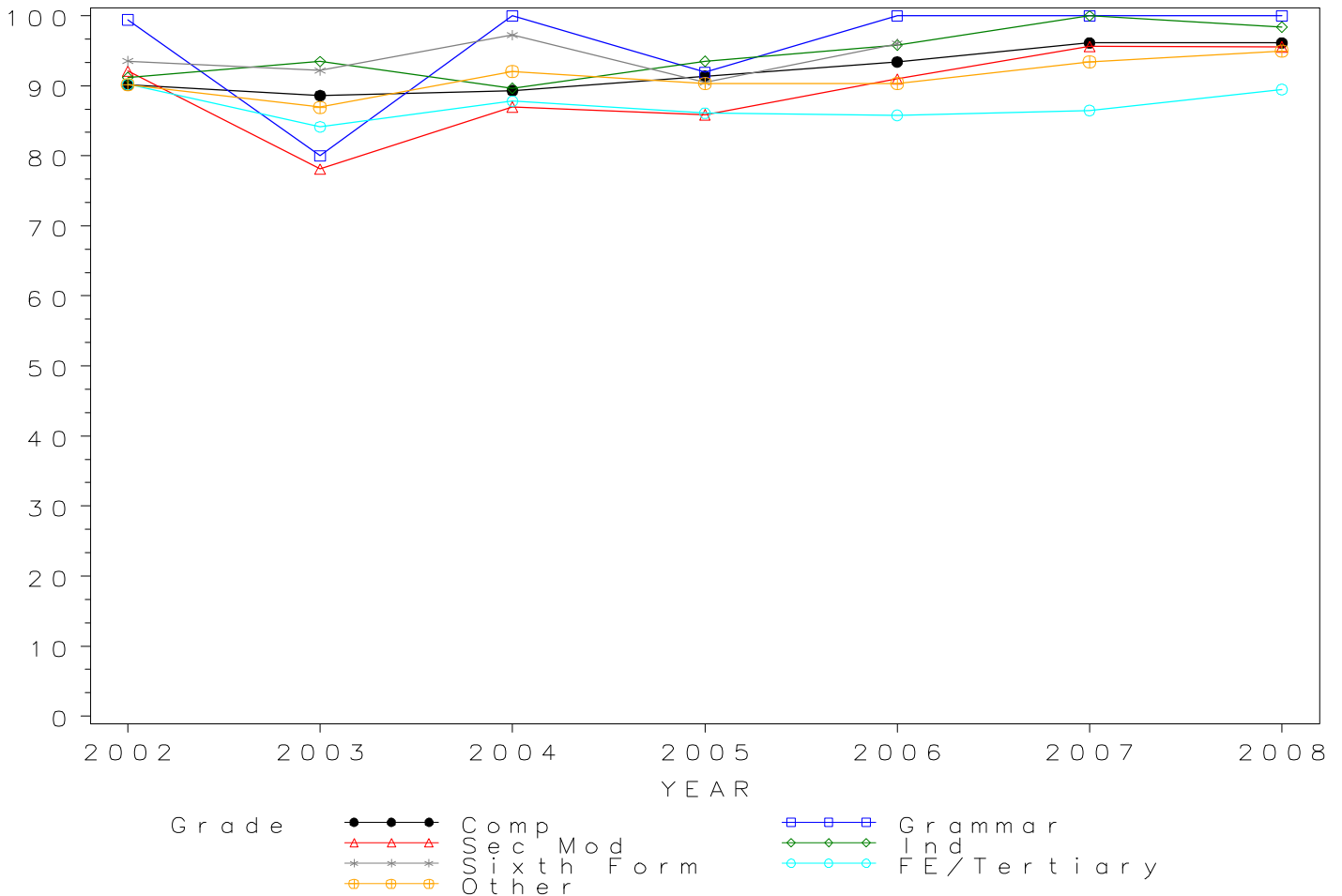
SCHTYPE	2002	2003	2004	2005	2006	2007	2008
Comprehensive	90.12	88.61	89.31	91.38	93.41	96.12	96.12
Grammar	99.44	80.00	100.00	91.94	100.00	100.00	100.00
Sec Mod	92.11	78.12	87.01	85.86	90.97	95.61	95.58
Independent	91.20	93.48	89.66	93.51	95.83	100.00	98.41
Sixth Form	93.52	92.18	97.26	90.50	96.00	.	.
FE/Tertiary	90.19	84.15	87.82	86.11	85.79	86.49	89.47
Other	90.14	86.94	92.06	90.30	90.31	93.41	94.97

*Cumulative Numbers*

SCHTYPE	2002	2003	2004	2005	2006	2007	2008
Comprehensive	15993	4877	4535	5229	6790	7367	9474
Grammar	179	4	14	57	32	39	33
Sec Mod	3955	432	375	1093	443	457	432
Independent	477	172	130	144	184	48	186
Sixth Form	332	165	142	162	72	0	0
FE/Tertiary	818	361	274	186	163	32	17
Other	265	193	174	242	177	156	170

**GCSE VOCATIONAL STUDIES 2002–2008**

Cumulative % at Grade F by school type



*GCSE VOCATIONAL STUDIES Grade G by school type 2002- 2008  
Cumulative Percentages*

SCHTYPE	2002	2003	2004	2005	2006	2007	2008
Comprehensive	94.94	93.33	94.33	94.34	96.33	98.13	98.45
Grammar	99.44	80.00	100.00	91.94	100.00	100.00	100.00
Sec Mod	96.23	84.81	92.58	91.75	95.07	98.33	98.89
Independent	92.54	96.20	92.41	97.40	96.35	100.00	98.94
Sixth Form	96.34	93.30	97.26	94.41	96.00	.	.
FE/Tertiary	92.06	86.25	88.46	87.04	87.89	94.59	100.00
Other	91.16	90.99	93.65	94.78	93.88	97.60	97.77

*Cumulative Numbers*

SCHTYPE	2002	2003	2004	2005	2006	2007	2008
Comprehensive	16848	5137	4790	5398	7002	7521	9703
Grammar	179	4	14	57	32	39	33
Sec Mod	4132	469	399	1168	463	470	447
Independent	484	177	134	150	185	48	187
Sixth Form	342	167	142	169	72	0	0
FE/Tertiary	835	370	276	188	167	35	19
Other	268	202	177	254	184	163	175

**GCSE VOCATIONAL STUDIES 2002–2008**

Cumulative % at Grade G by school type

