

# A-Level Uptake and Results, by School Type 2005-2014

Source: Inter-Awarding Body Statistics

Statistics Report Series No.99

Tim Gill

January 2016

Research Division – Statistics Group  
Assessment, Research and Development  
Cambridge Assessment  
1 Regent Street, Cambridge, CB2 1GG

## ***Table of contents***

- A-Level All Candidates by School Type
- A-Level by Subject Category:
  - ART
  - BIOLOGY
  - BUSINESS STUDIES
  - CHEMISTRY
  - CLASSICAL SUBJECTS
  - COMMUNICATION STUDIES
  - COMPUTING/INFORMATION
  - DESIGN AND TECHNOLOGY
  - DRAMA
  - ECONOMICS
  - ENGLISH LANGUAGE
  - ENGLISH LANGUAGE & LITERATURE
  - ENGLISH LITERATURE
  - FRENCH
  - GENERAL STUDIES
  - GEOGRAPHY
  - GERMAN
  - HISTORY
  - LAW
  - MATHEMATICS
  - MUSIC
  - PE/SPORT
  - PHYSICS
  - POLITICAL STUDIES
  - PSYCHOLOGY
  - RELIGIOUS STUDIES/EDUCATION
  - SOCIOLOGY
  - SPANISH

NOTE: The Inter-Awarding Body Statistics are the results for all candidates, of all ages, from all centres.

## **Introduction**

This report presents the entries and results for all A-level subject categories in England, Northern Ireland and Wales for the years 2005 to 2014 (summer sessions only), broken down by type of school. The data was compiled from the Inter-Awarding Body Statistics produced by the Joint Council for Qualifications (JCQ)<sup>1</sup>. Within each subject category there may be different specifications or indeed different subjects. For instance, the Mathematics category includes Mathematics, Pure Mathematics, Further Mathematics and Statistics; the Communication Studies category includes Media Studies and Film Studies. Where individual subjects are of special interest, these are presented separately: for instance, the Social Science category has been broken down into Law, Political Studies, Psychology and Sociology only and the Modern Languages category into French, German and Spanish only.

The report starts with the entries and results for all subject categories together, followed by each category (or subject) separately. For each, the data are presented in the following order:

- Table and graph of entries by school type
- Tables of the numbers and percentages of candidates achieving each grade or better, by school type
- Graph of the percentage of candidates achieving each grade or better, by school type.

It should be noted that the numbers of candidates achieving each grade or better is not in the Inter-Awarding Body Statistics, but was calculated using the percentages achieving each grade and the total number of entries. The percentages are given to one decimal place only, meaning that the number of candidates may not be precisely accurate.

For the purposes of this report, entries in secondary modern schools were included in the 'other' category, due to the very low number of A-level entries at these schools.

This was the fifth year in which academy schools have been treated as a separate school type. These are state funded schools that are independent of local authority control, the first of which opened in 2002. Most academies were previously comprehensives, and were categorised as such in the JCQ data, up until they converted. However, until 2009, once these schools converted they were categorised as independent schools. Thus they appear in this report, in year prior to 2009, in either the 'comprehensive' or 'independent' categories. From 2009, there is a separate category in the tables and graphs for 'academy' schools. From 2013, this category also includes 'Free' schools.

This was the fifth year in which the A\* grade has been awarded at A-level. This means that the tables and graphs of the cumulative number and percentage of candidates achieving A\* consists of five years of data only.

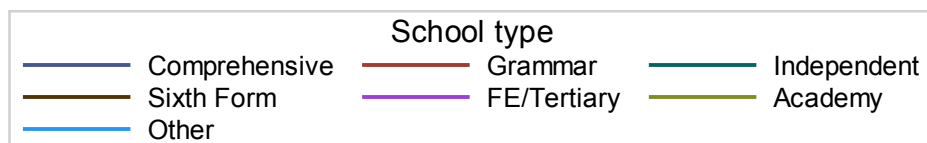
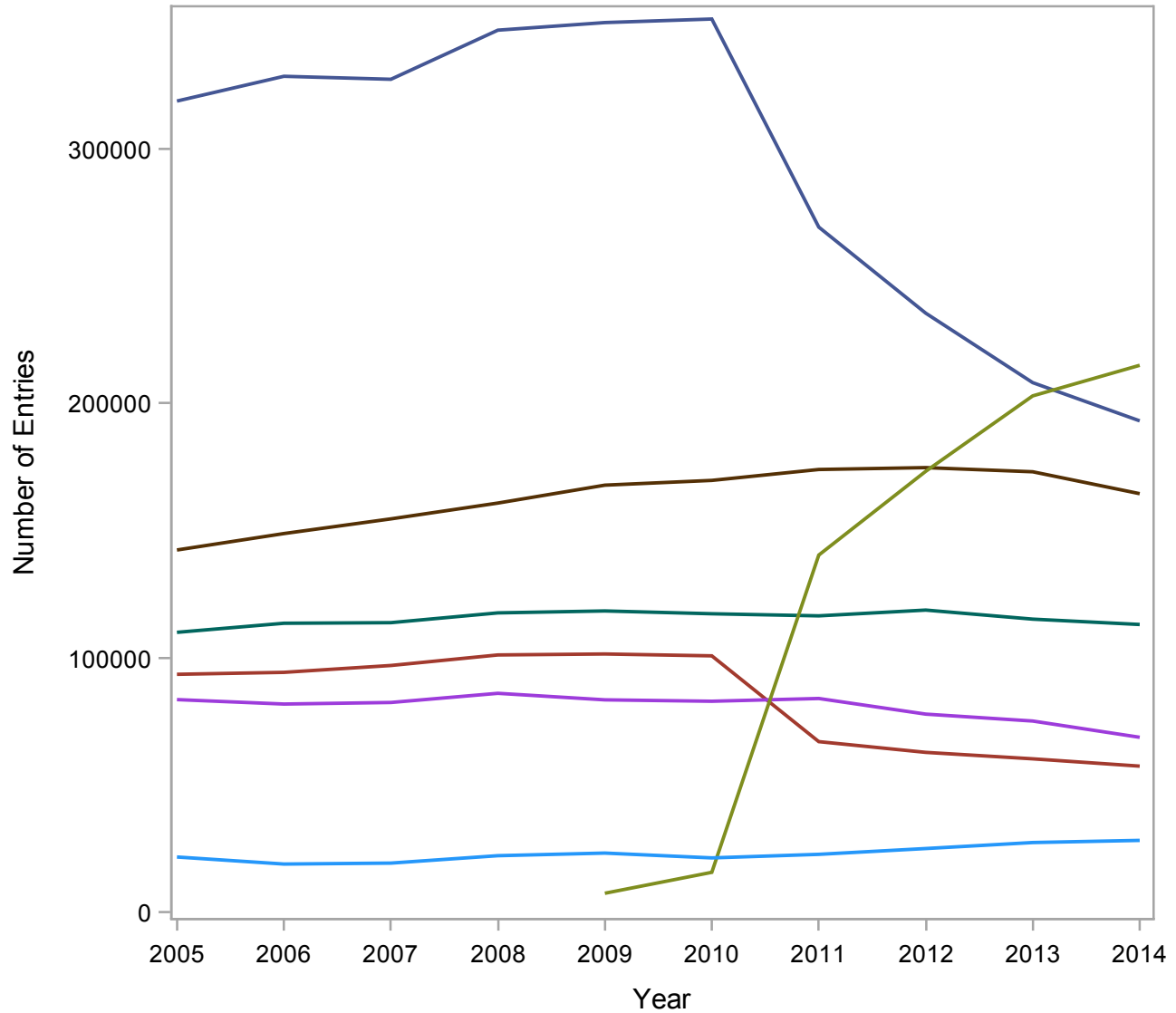
For some of the subject categorisations the percentage of candidates achieving each grade or better can appear very erratic on the graphs between years for particular school types. This is because of the low numbers of entries for these subjects in these schools.

---

<sup>1</sup> See <http://www.jcq.org.uk/examination-results/a-levels/>. The school type categorisation was taken directly from the electronic versions of the Inter-Awarding Body Statistics provided each year to awarding bodies by the JCQ.

## Numbers of GCE A Level entries in all subjects by school type 2005-2014

School type	2005	2006	2007	2008	2009	2010	2011	2012	2013	2014
<b>Comprehensive</b>	318677	328403	327225	346523	349504	350896	269154	235347	208067	193056
<b>Grammar</b>	93495	94264	96960	101103	101477	100748	67050	62829	60298	57425
<b>Independent</b>	109983	113547	113780	117625	118383	117282	116455	118727	115162	113066
<b>Sixth Form</b>	142329	148779	154556	160758	167797	169662	173950	174685	173053	164450
<b>FE/Tertiary</b>	83556	81815	82434	86029	83461	82910	83993	77855	75139	68753
<b>Academy</b>	.	.	.	.	7488	15721	140331	173239	202859	214880
<b>Other</b>	21731	18965	19335	22248	23276	21383	22780	25056	27409	28252



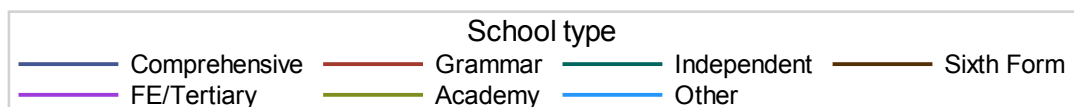
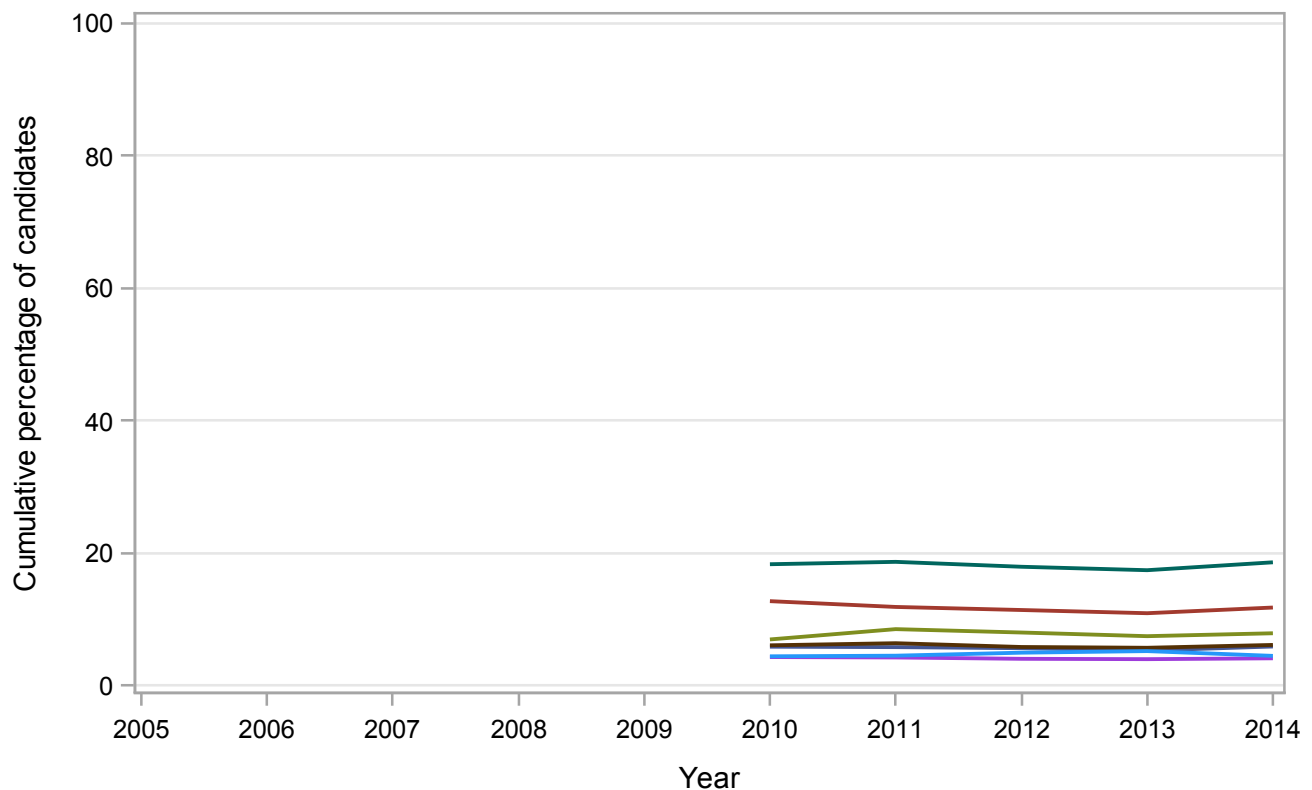
## GCE A Level All Subjects Grade A\* by school type 2005-2014 Cumulative Percentages

School type	2005	2006	2007	2008	2009	2010	2011	2012	2013	2014
Comprehensive	.	.	.	.	.	5.9	5.8	5.6	5.3	5.9
Grammar	.	.	.	.	.	12.7	11.9	11.4	10.9	11.8
Independent	.	.	.	.	.	18.3	18.7	17.9	17.4	18.6
Sixth Form	.	.	.	.	.	6.1	6.4	5.8	5.7	6.1
FE/Tertiary	.	.	.	.	.	4.3	4.2	4.0	4.0	4.1
Academy	.	.	.	.	.	7.0	8.5	8.0	7.5	7.9
Other	.	.	.	.	.	4.4	4.5	5.0	5.2	4.5

### Cumulative Numbers

School type	2005	2006	2007	2008	2009	2010	2011	2012	2013	2014
Comprehensive	.	.	.	.	.	20595	15618	13277	11010	11392
Grammar	.	.	.	.	.	12840	7961	7169	6588	6767
Independent	.	.	.	.	.	21493	21757	21300	20063	21048
Sixth Form	.	.	.	.	.	10313	11127	10177	9878	10090
FE/Tertiary	.	.	.	.	.	3569	3564	3145	2995	2831
Academy	.	.	.	.	.	1095	11960	13877	15135	16970
Other	.	.	.	.	.	945	1028	1244	1426	1267

### Cumulative percentage at Grade A\* by school type



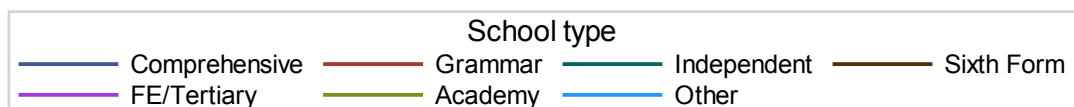
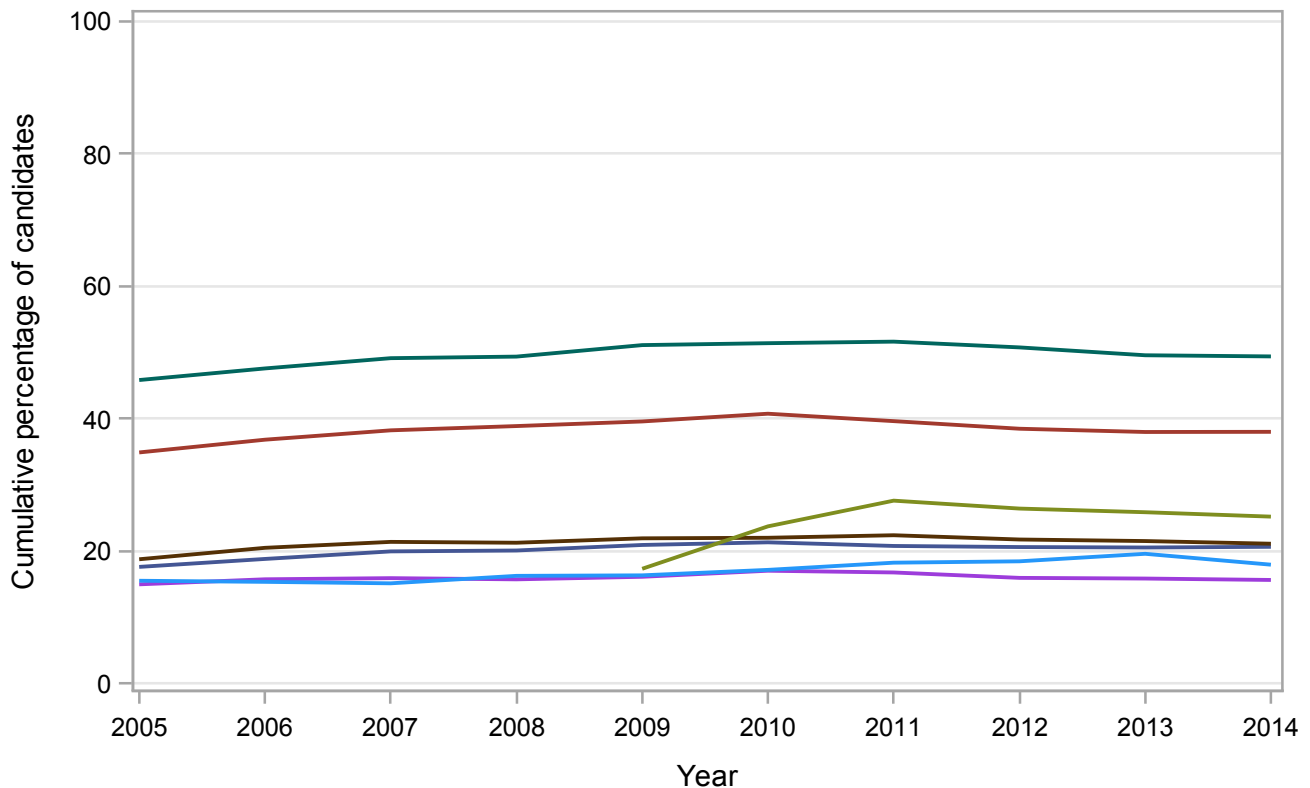
## GCE A Level All Subjects Grade A by school type 2005-2014 Cumulative Percentages

School type	2005	2006	2007	2008	2009	2010	2011	2012	2013	2014
Comprehensive	17.6	18.8	20.0	20.1	20.9	21.3	20.8	20.6	20.5	20.7
Grammar	34.9	36.8	38.2	38.9	39.6	40.8	39.6	38.5	38.0	38.0
Independent	45.8	47.6	49.1	49.4	51.1	51.4	51.6	50.8	49.6	49.4
Sixth Form	18.8	20.5	21.4	21.3	21.9	22.0	22.4	21.8	21.5	21.1
FE/Tertiary	15.0	15.7	15.9	15.7	16.1	17.0	16.8	16.0	15.9	15.6
Academy	.	.	.	.	17.3	23.7	27.6	26.4	25.9	25.2
Other	15.5	15.4	15.1	16.3	16.3	17.2	18.3	18.5	19.6	18.0

### Cumulative Numbers

School type	2005	2006	2007	2008	2009	2010	2011	2012	2013	2014
Comprehensive	56146	61808	65314	69635	73148	74844	55938	48514	42756	39871
Grammar	32632	34717	37081	39318	40170	41058	26574	24180	22910	21831
Independent	50414	54037	55913	58082	60508	60289	60135	60275	57097	55861
Sixth Form	26719	30498	33070	34191	36801	37356	38966	38006	37245	34733
FE/Tertiary	12522	12884	13123	13540	13457	14129	14093	12425	11917	10756
Academy	.	.	.	.	1298	3732	38762	45785	52488	54169
Other	3374	2913	2927	3619	3804	3671	4159	4626	5371	5072

### Cumulative percentage at Grade A by school type



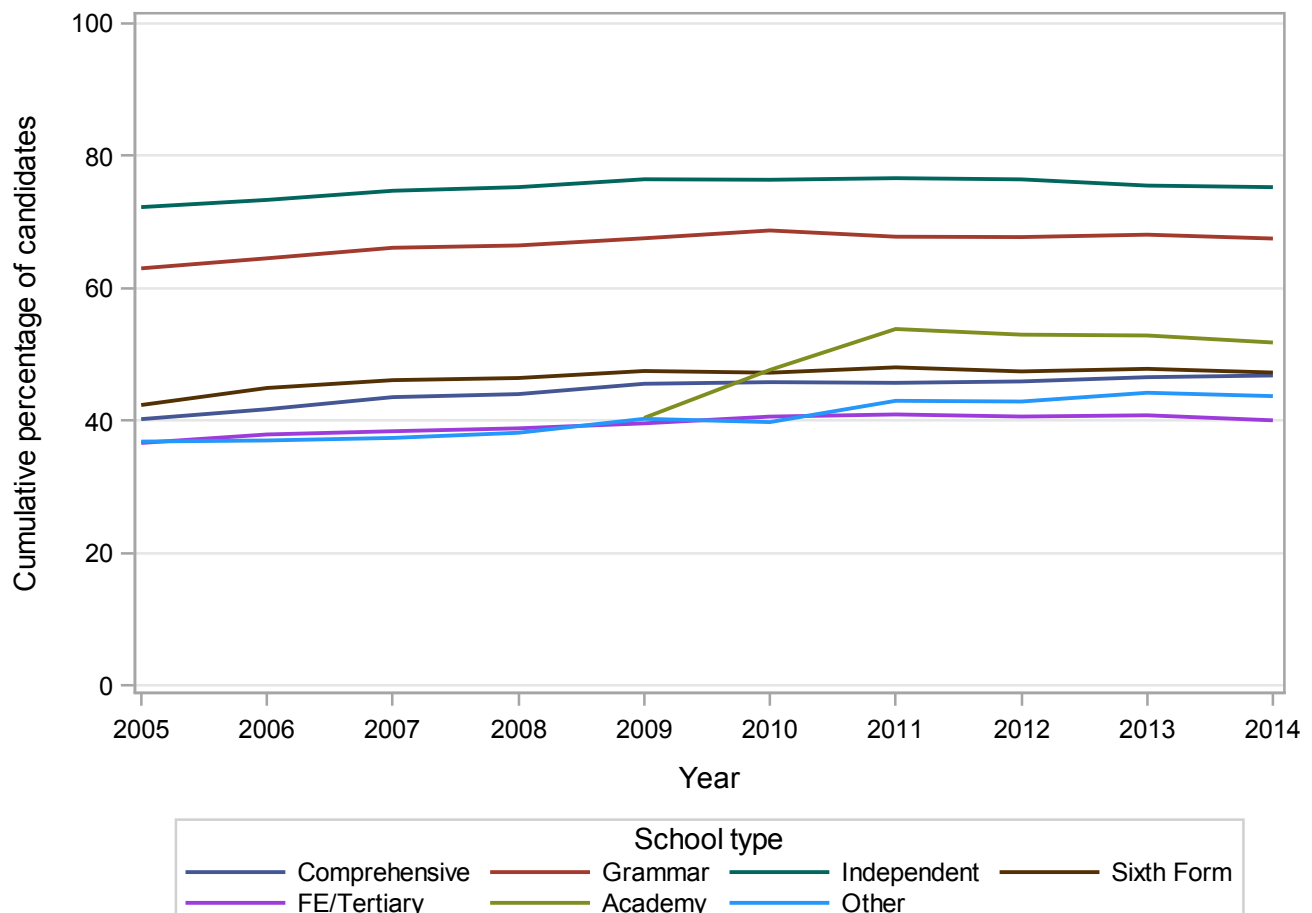
## GCE A Level All Subjects Grade B by school type 2005-2014 Cumulative Percentages

School type	2005	2006	2007	2008	2009	2010	2011	2012	2013	2014
Comprehensive	40.2	41.7	43.6	44.0	45.6	45.8	45.7	45.9	46.6	46.8
Grammar	63.0	64.5	66.1	66.5	67.5	68.7	67.8	67.7	68.1	67.5
Independent	72.3	73.3	74.7	75.3	76.5	76.4	76.6	76.4	75.5	75.3
Sixth Form	42.4	44.9	46.1	46.4	47.5	47.2	48.1	47.4	47.8	47.3
FE/Tertiary	36.6	37.9	38.4	38.8	39.6	40.6	40.9	40.6	40.8	40.1
Academy	.	.	.	.	40.4	47.7	53.8	53.0	52.9	51.8
Other	36.8	37.0	37.4	38.2	40.3	39.8	43.0	42.9	44.2	43.7

### Cumulative Numbers

School type	2005	2006	2007	2008	2009	2010	2011	2012	2013	2014
Comprehensive	128225	137049	142531	152531	159291	160781	123047	108099	96896	90402
Grammar	58906	60824	64105	67199	68547	69243	45450	42553	41059	38767
Independent	79470	83280	85024	88542	90519	89585	89233	90760	86955	85102
Sixth Form	60300	66863	71289	74665	79711	80158	83598	82875	82774	77740
FE/Tertiary	30615	31025	31665	33420	33052	33678	34392	31629	30669	27538
Academy	.	.	.	.	3027	7494	75563	91806	107250	111321
Other	8007	7020	7231	8494	9377	8508	9796	10748	12120	12350

### Cumulative percentage at Grade B by school type



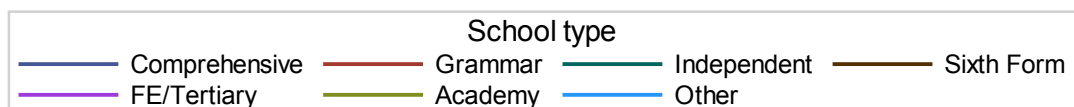
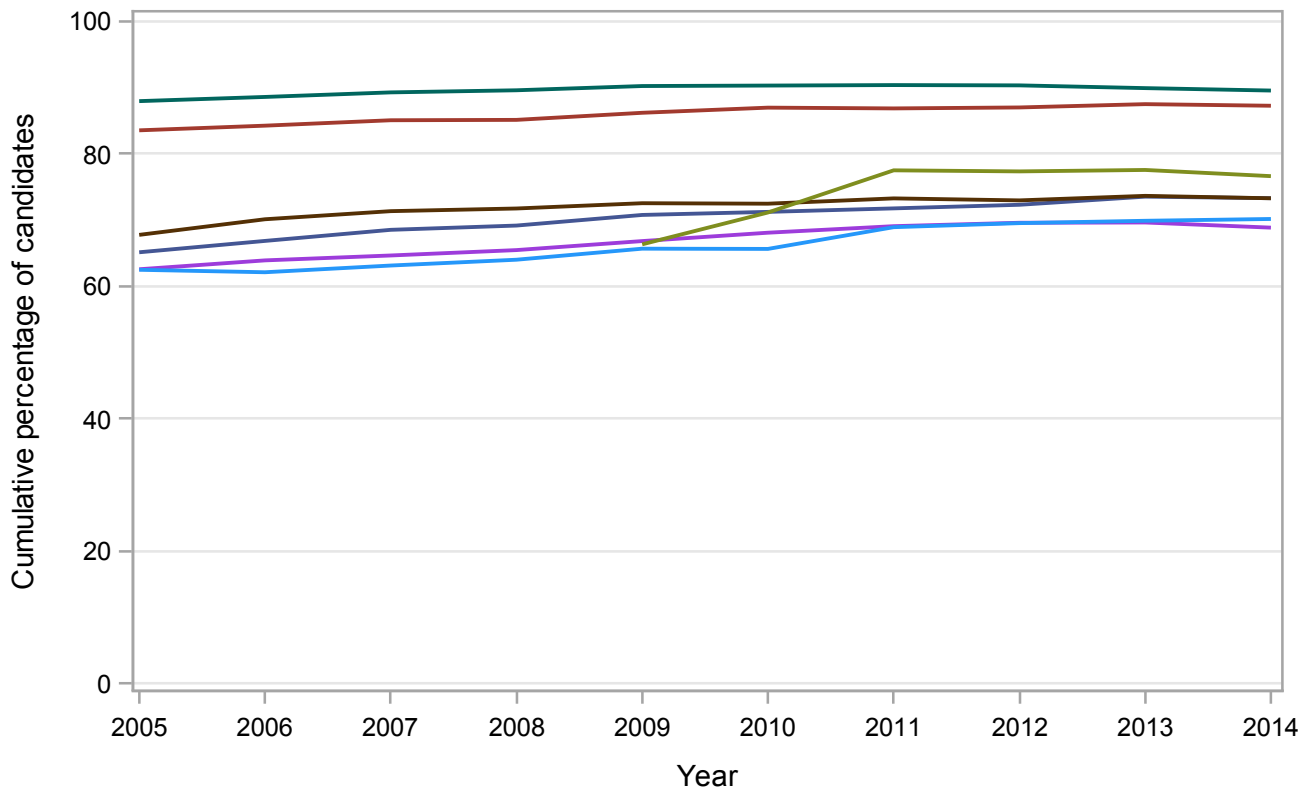
## GCE A Level All Subjects Grade C by school type 2005-2014 Cumulative Percentages

School type	2005	2006	2007	2008	2009	2010	2011	2012	2013	2014
Comprehensive	65.1	66.8	68.5	69.2	70.8	71.2	71.8	72.3	73.5	73.3
Grammar	83.5	84.3	85.1	85.1	86.2	87.0	86.9	87.0	87.5	87.3
Independent	88.0	88.6	89.3	89.6	90.2	90.3	90.4	90.3	89.9	89.6
Sixth Form	67.8	70.1	71.3	71.7	72.5	72.5	73.3	73.0	73.7	73.3
FE/Tertiary	62.6	63.9	64.7	65.5	66.8	68.1	69.1	69.6	69.6	68.9
Academy	.	.	.	.	66.3	71.1	77.5	77.3	77.6	76.6
Other	62.5	62.1	63.1	64.0	65.7	65.6	68.9	69.5	69.9	70.2

### Cumulative Numbers

School type	2005	2006	2007	2008	2009	2010	2011	2012	2013	2014
Comprehensive	207560	219537	224231	239687	247350	249953	193151	170168	152996	141512
Grammar	78115	79422	82485	86065	87470	87625	58238	54665	52763	50110
Independent	96740	100592	101581	105388	106826	105919	105256	107258	103556	101259
Sixth Form	96443	104322	110263	115334	121721	122951	127458	127464	127457	120522
FE/Tertiary	52277	52288	53294	56318	55773	56453	58019	54180	52319	47339
Academy	.	.	.	.	4967	11184	108769	133997	157344	164664
Other	13579	11780	12206	14241	15287	14036	15700	17422	19156	19822

### Cumulative percentage at Grade C by school type





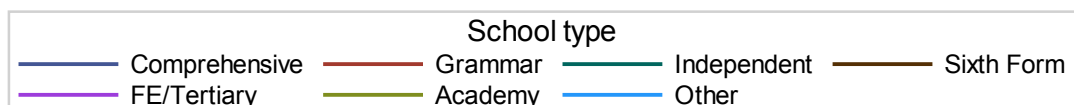
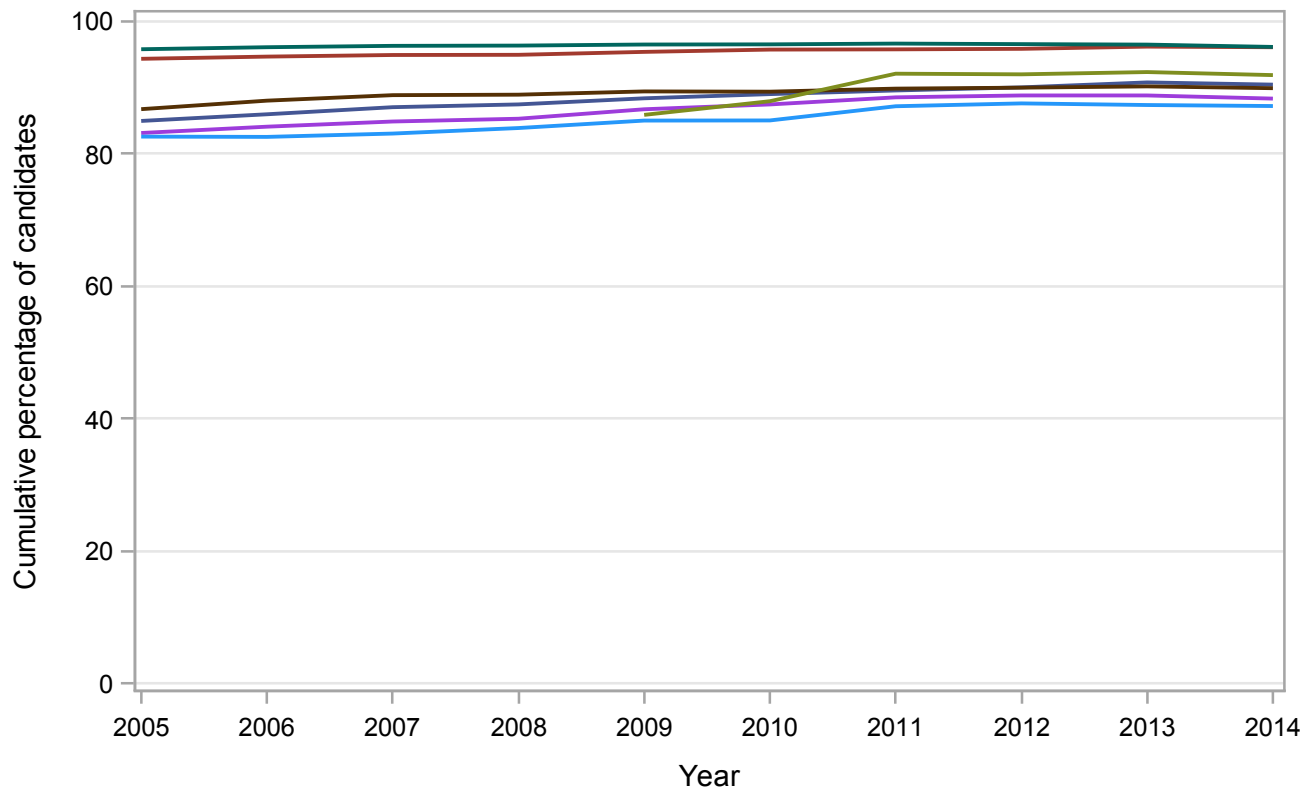
## GCE A Level All Subjects Grade D by school type 2005-2014 Cumulative Percentages

School type	2005	2006	2007	2008	2009	2010	2011	2012	2013	2014
Comprehensive	85.0	86.0	87.0	87.5	88.4	89.0	89.6	90.0	90.8	90.5
Grammar	94.4	94.7	94.9	95.0	95.4	95.7	95.8	95.9	96.2	96.1
Independent	95.8	96.1	96.3	96.3	96.5	96.5	96.6	96.6	96.5	96.1
Sixth Form	86.7	88.0	88.9	88.9	89.4	89.4	89.8	90.0	90.2	89.9
FE/Tertiary	83.1	84.1	84.9	85.3	86.7	87.5	88.5	88.8	88.8	88.3
Academy	.	.	.	.	85.9	87.9	92.1	92.0	92.3	91.9
Other	82.6	82.6	83.1	83.9	85.0	85.0	87.2	87.6	87.4	87.2

### Cumulative Numbers

School type	2005	2006	2007	2008	2009	2010	2011	2012	2013	2014
Comprehensive	270765	282334	284830	303084	308908	312364	241084	211898	188899	174621
Grammar	88213	89254	92040	96000	96804	96460	64221	60225	58000	55185
Independent	105358	109119	109579	113326	114248	113216	112552	114654	111129	108707
Sixth Form	123466	130970	137338	142965	150050	151659	156286	157205	156072	147859
FE/Tertiary	69473	68807	69972	73382	72385	72513	74358	69149	66736	60737
Academy	.	.	.	.	6431	13826	129247	159388	187339	197454
Other	17950	15657	16060	18665	19790	18185	19861	21953	23947	24641

### Cumulative percentage at Grade D by school type



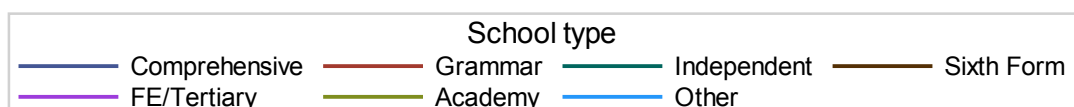
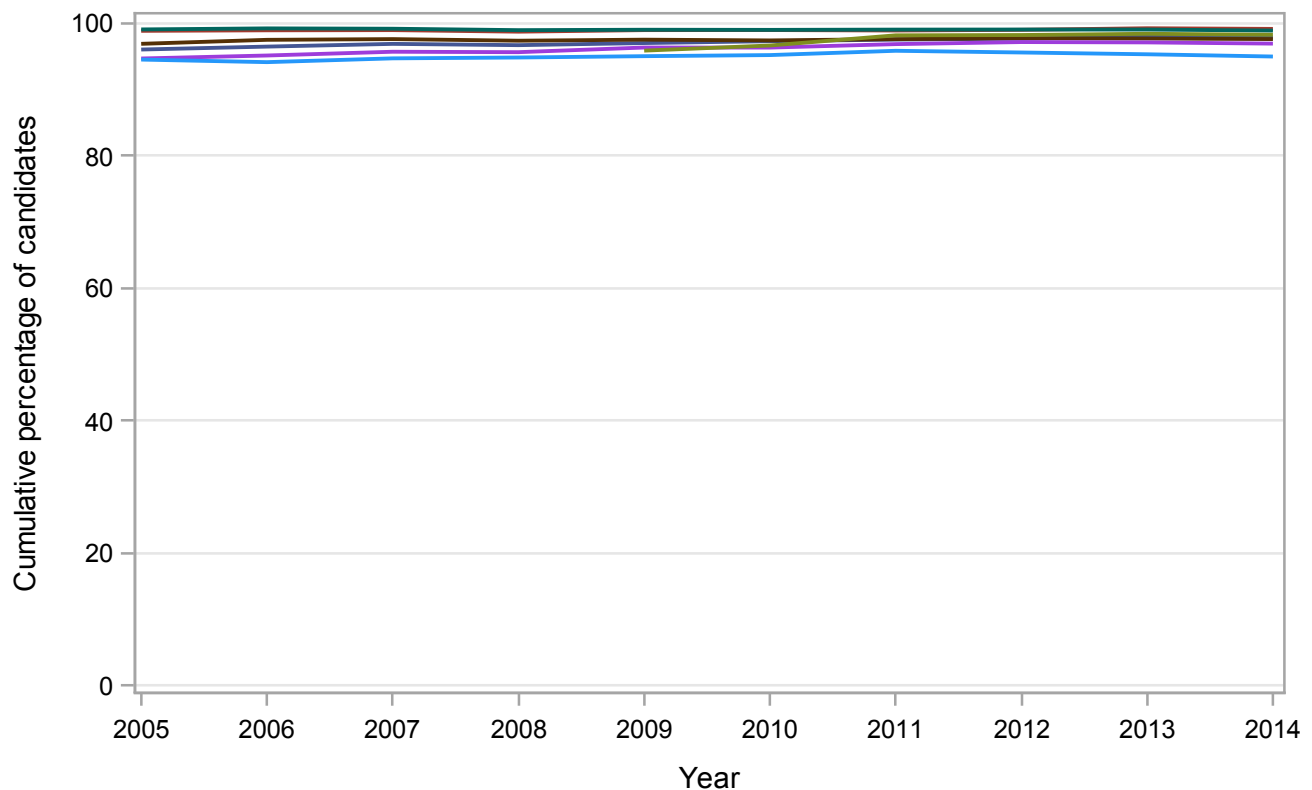
## GCE A Level All Subjects Grade E by school type 2005-2014 Cumulative Percentages

School type	2005	2006	2007	2008	2009	2010	2011	2012	2013	2014
Comprehensive	96.1	96.5	96.9	96.7	97.0	97.3	97.6	97.7	98.0	97.9
Grammar	98.9	99.0	99.0	98.8	99.0	99.0	98.9	99.0	99.3	99.2
Independent	99.1	99.2	99.2	99.0	99.0	99.0	99.1	99.1	99.1	98.9
Sixth Form	96.9	97.5	97.6	97.4	97.5	97.4	97.6	97.8	97.7	97.6
FE/Tertiary	94.7	95.2	95.7	95.7	96.4	96.3	96.9	97.2	97.1	96.9
Academy	.	.	.	.	95.9	96.7	98.2	98.2	98.4	98.3
Other	94.5	94.1	94.7	94.8	95.1	95.2	95.9	95.6	95.3	95.0

### Cumulative Numbers

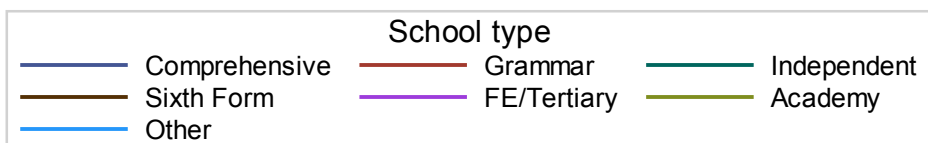
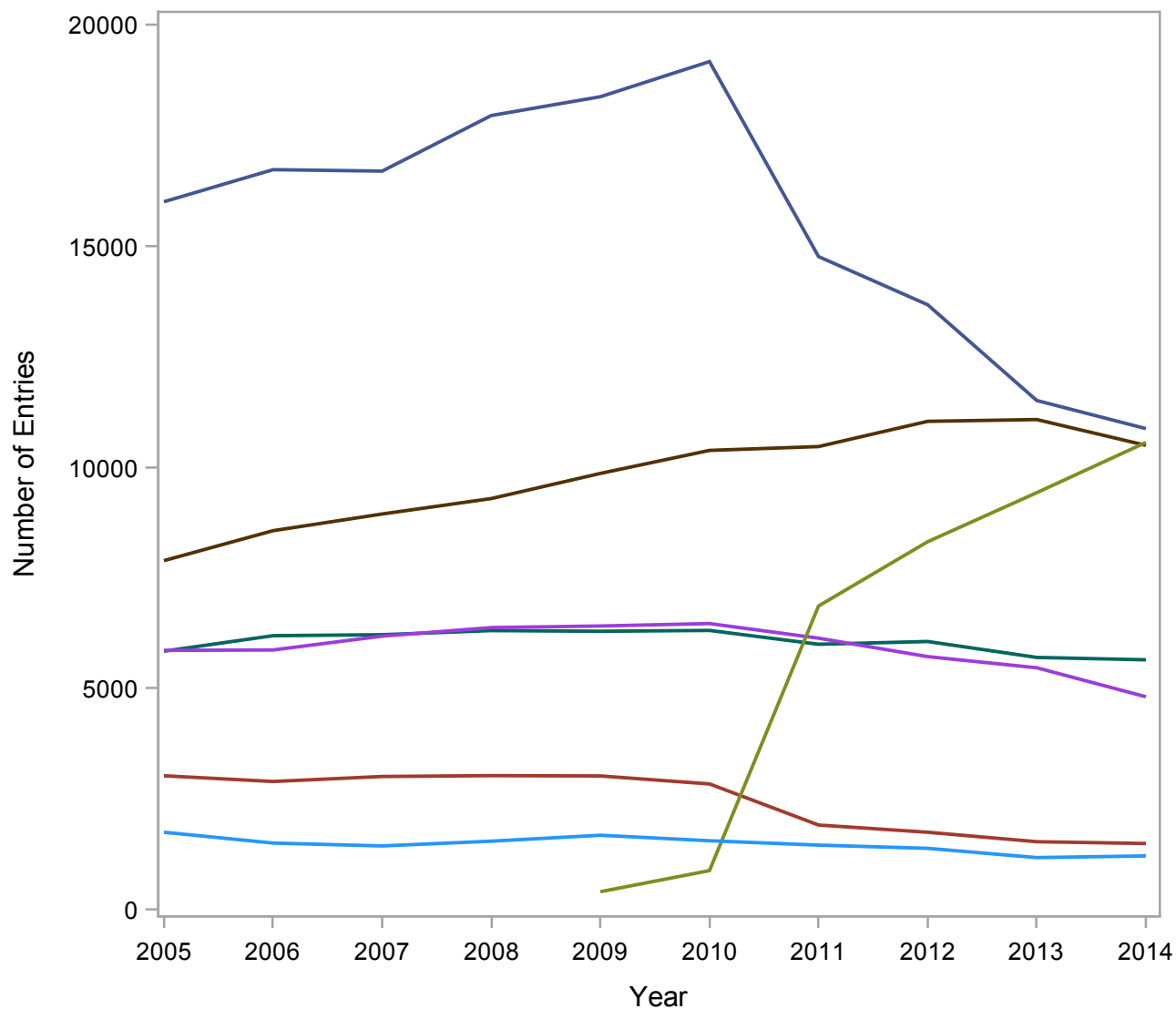
School type	2005	2006	2007	2008	2009	2010	2011	2012	2013	2014
Comprehensive	306093	316902	317109	335139	339126	341464	262572	229945	203918	188937
Grammar	92443	93281	95974	99841	100446	99736	66330	62220	59855	56949
Independent	108983	112691	112864	116424	117250	116132	115362	117625	114091	111840
Sixth Form	137937	145087	150887	156555	163677	165303	169820	170767	169103	160554
FE/Tertiary	79128	77847	78904	82290	80420	79880	81363	75660	72981	66655
Academy	.	.	.	.	7180	15196	137807	170200	199672	211183
Other	20543	17855	18314	21102	22124	20360	21838	23955	26131	26839

### Cumulative percentage at Grade E by school type



## Numbers of GCE A Level entries in ART by school type 2005-2014

School type	2005	2006	2007	2008	2009	2010	2011	2012	2013	2014
Comprehensive	15998	16723	16690	17946	18371	19165	14758	13670	11506	10871
Grammar	3025	2896	3009	3028	3021	2841	1912	1749	1535	1495
Independent	5841	6191	6213	6306	6291	6310	5997	6060	5700	5646
Sixth Form	7887	8564	8941	9290	9858	10378	10465	11035	11075	10493
FE/Tertiary					405	882	6862	8314	9423	10558
Academy										
Other	1749	1505	1440	1547	1681	1557	1458	1385	1176	1214



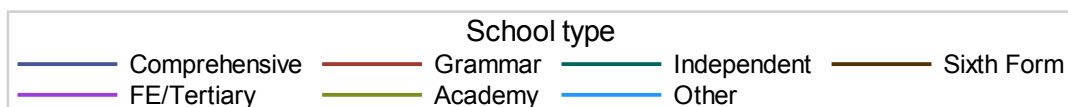
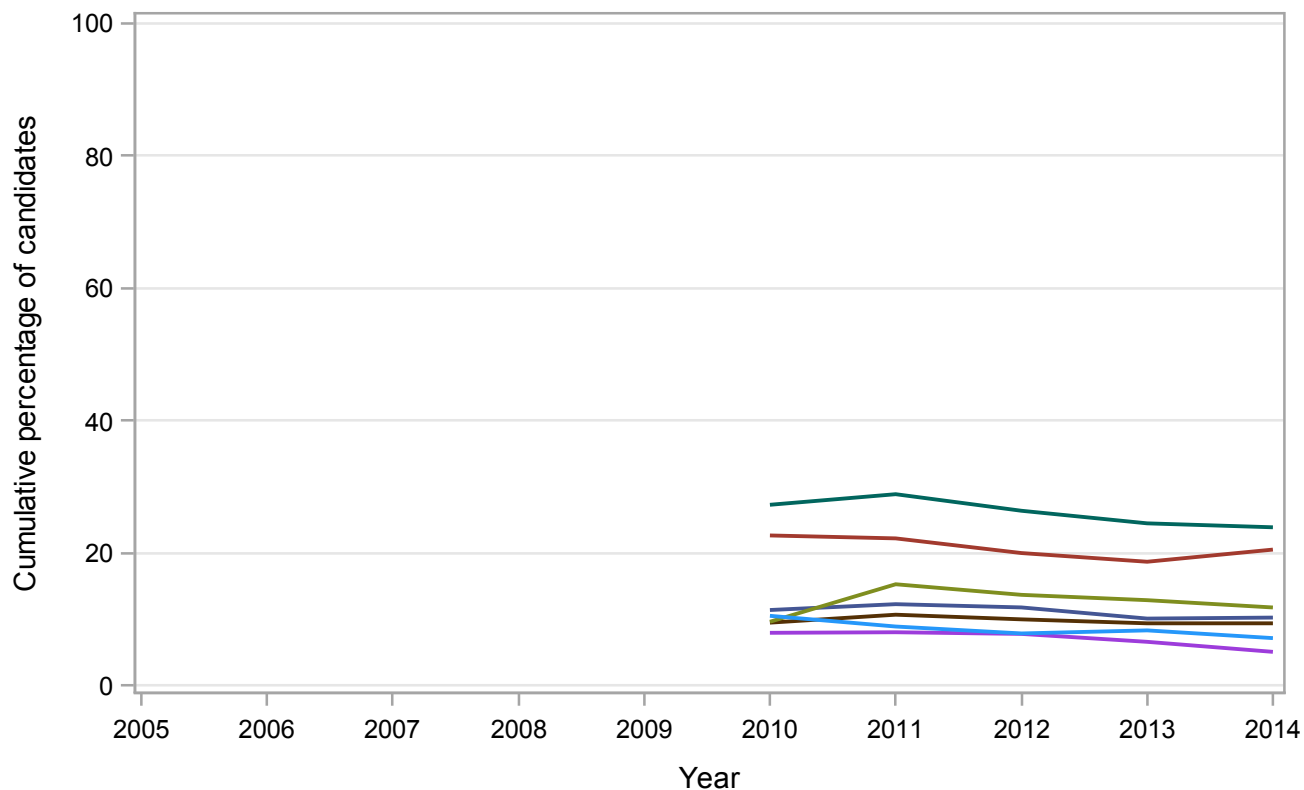
## GCE A Level ART Grade A\* by school type 2005-2014 Cumulative Percentages

School type	2005	2006	2007	2008	2009	2010	2011	2012	2013	2014
Comprehensive	.	.	.	.	.	11.4	12.3	11.8	10.1	10.3
Grammar	.	.	.	.	.	22.7	22.2	20.0	18.7	20.5
Independent	.	.	.	.	.	27.3	28.9	26.4	24.5	23.9
Sixth Form	.	.	.	.	.	9.5	10.7	10.0	9.4	9.4
FE/Tertiary	.	.	.	.	.	8.0	8.1	7.8	6.6	5.1
Academy	.	.	.	.	.	9.6	15.3	13.7	12.9	11.8
Other	.	.	.	.	.	10.5	8.9	7.9	8.3	7.2

### Cumulative Numbers

School type	2005	2006	2007	2008	2009	2010	2011	2012	2013	2014
Comprehensive	.	.	.	.	.	2187	1814	1613	1164	1116
Grammar	.	.	.	.	.	644	425	350	287	307
Independent	.	.	.	.	.	1723	1733	1600	1397	1349
Sixth Form	.	.	.	.	.	986	1120	1104	1041	986
FE/Tertiary	.	.	.	.	.	515	494	446	361	245
Academy	.	.	.	.	.	85	1050	1139	1215	1245
Other	.	.	.	.	.	164	130	109	98	87

### Cumulative percentage at Grade A\* by school type



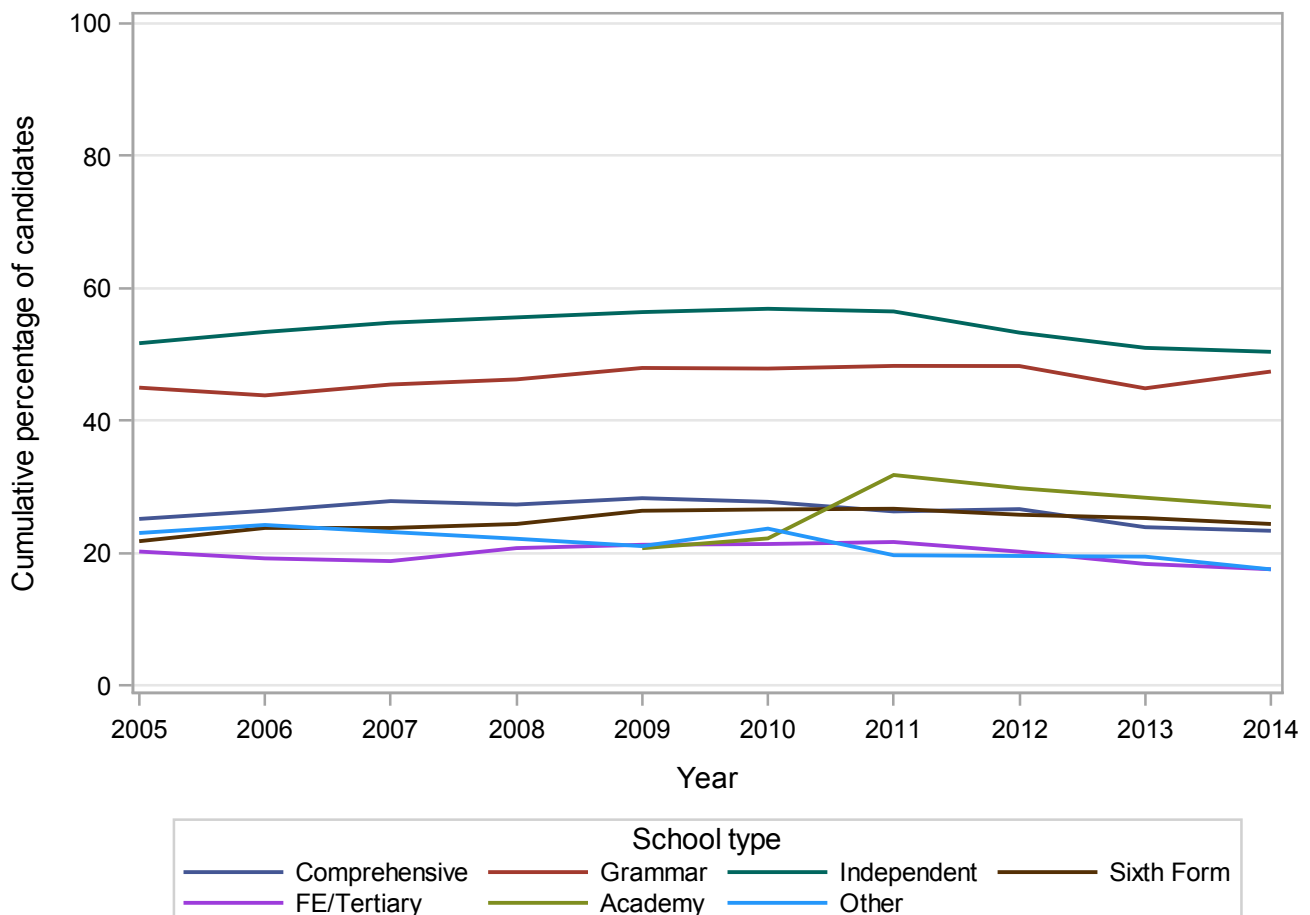
## GCE A Level ART Grade A by school type 2005-2014 Cumulative Percentages

School type	2005	2006	2007	2008	2009	2010	2011	2012	2013	2014
Comprehensive	25.2	26.4	27.9	27.3	28.3	27.7	26.3	26.6	23.9	23.4
Grammar	45.0	43.8	45.5	46.2	48.0	47.9	48.3	48.3	44.9	47.4
Independent	51.7	53.4	54.8	55.6	56.4	56.9	56.5	53.3	51.0	50.4
Sixth Form	21.8	23.8	23.8	24.4	26.4	26.6	26.7	25.8	25.3	24.4
FE/Tertiary	20.2	19.2	18.8	20.8	21.3	21.4	21.7	20.2	18.4	17.6
Academy	.	.	.	.	20.7	22.2	31.8	29.8	28.4	27.0
Other	23.0	24.3	23.2	22.2	21.1	23.7	19.7	19.6	19.5	17.5

### Cumulative Numbers

School type	2005	2006	2007	2008	2009	2010	2011	2012	2013	2014
Comprehensive	4026	4414	4649	4906	5199	5318	3881	3643	2752	2541
Grammar	1361	1269	1368	1400	1449	1360	923	844	689	709
Independent	3020	3306	3405	3506	3548	3590	3388	3230	2907	2846
Sixth Form	1719	2038	2128	2267	2603	2761	2794	2847	2802	2560
FE/Tertiary	1186	1127	1162	1323	1363	1382	1330	1156	1004	845
Academy	.	.	.	.	84	196	2182	2478	2673	2849
Other	403	365	334	343	354	369	287	271	229	213

### Cumulative percentage at Grade A by school type



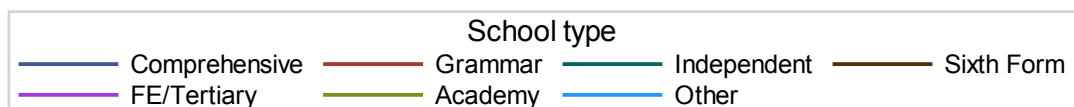
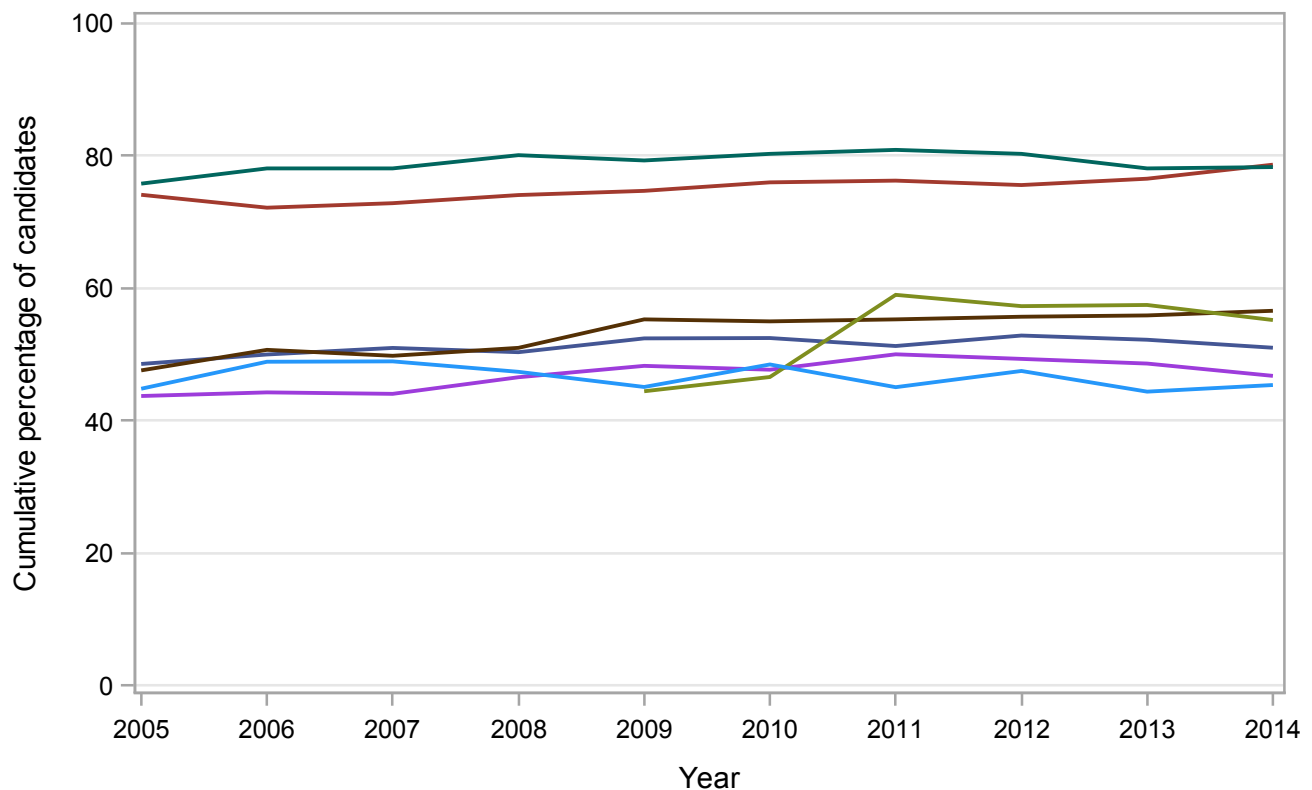
## GCE A Level ART Grade B by school type 2005-2014 Cumulative Percentages

School type	2005	2006	2007	2008	2009	2010	2011	2012	2013	2014
Comprehensive	48.6	50.0	51.0	50.3	52.4	52.5	51.3	52.9	52.2	51.0
Grammar	74.1	72.2	72.8	74.1	74.7	76.0	76.3	75.6	76.5	78.7
Independent	75.8	78.1	78.1	80.1	79.3	80.3	80.9	80.3	78.1	78.3
Sixth Form	47.6	50.7	49.8	51.0	55.3	55.0	55.3	55.7	55.9	56.6
FE/Tertiary	43.7	44.3	44.1	46.6	48.3	47.7	50.0	49.3	48.6	46.8
Academy	.	.	.	.	44.4	46.6	59.0	57.3	57.5	55.2
Other	44.8	48.9	49.0	47.4	45.1	48.5	45.1	47.5	44.4	45.4

### Cumulative Numbers

School type	2005	2006	2007	2008	2009	2010	2011	2012	2013	2014
Comprehensive	7770	8361	8510	9035	9632	10058	7568	7226	6009	5546
Grammar	2242	2090	2192	2243	2257	2159	1458	1322	1175	1176
Independent	4427	4835	4852	5051	4989	5067	4852	4866	4452	4421
Sixth Form	3754	4342	4453	4738	5451	5708	5787	6146	6191	5939
FE/Tertiary	2562	2598	2723	2968	3095	3084	3069	2821	2658	2250
Academy	.	.	.	.	180	411	4049	4764	5416	5828
Other	784	736	705	733	758	755	657	658	522	551

### Cumulative percentage at Grade B by school type



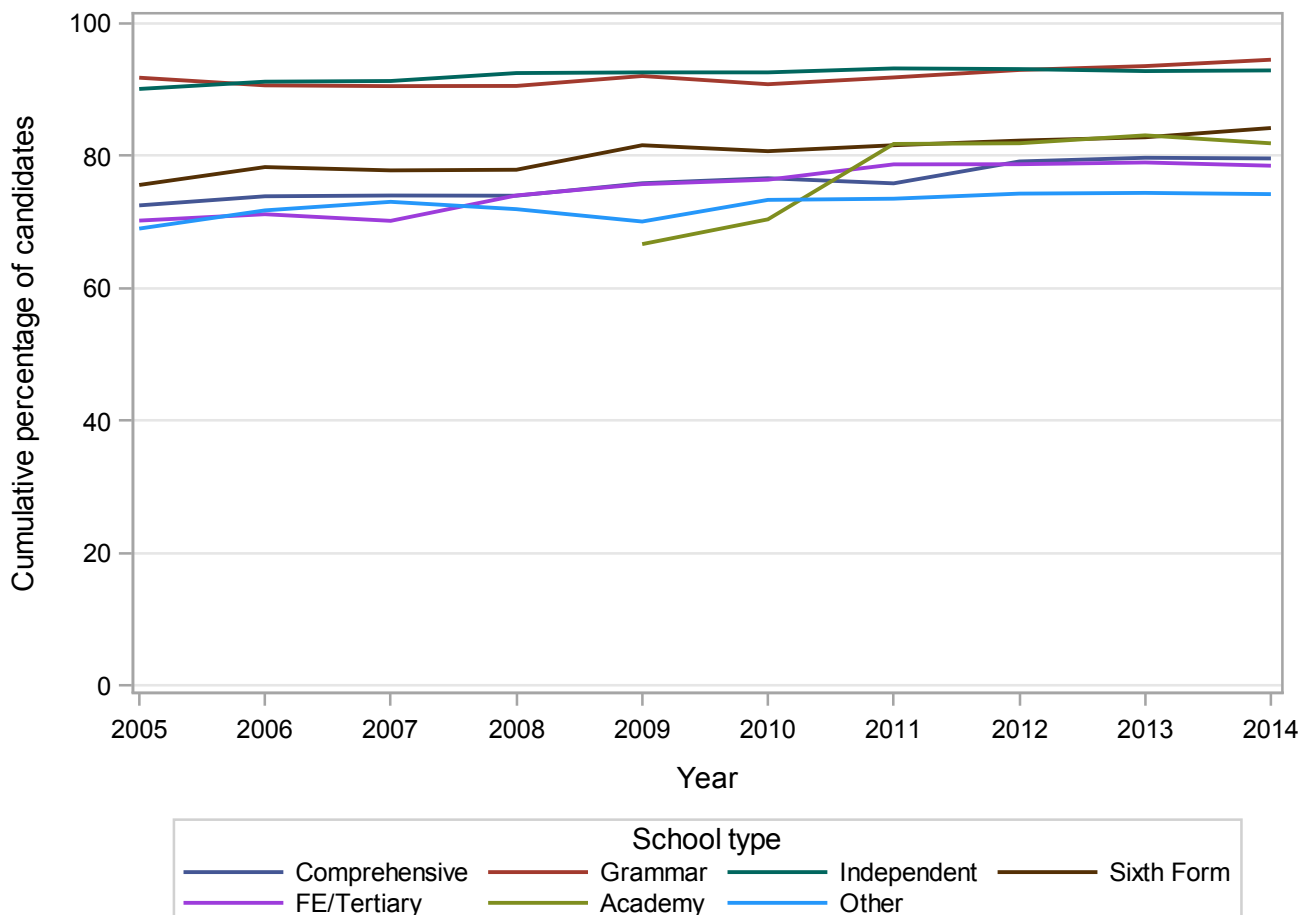
## GCE A Level ART Grade C by school type 2005-2014 Cumulative Percentages

School type	2005	2006	2007	2008	2009	2010	2011	2012	2013	2014
Comprehensive	72.5	73.9	74.0	74.0	75.9	76.6	75.8	79.2	79.7	79.6
Grammar	91.8	90.6	90.5	90.6	92.1	90.8	91.8	93.0	93.6	94.5
Independent	90.1	91.2	91.3	92.5	92.6	92.6	93.2	93.1	92.8	92.9
Sixth Form	75.6	78.3	77.8	77.9	81.6	80.7	81.6	82.3	82.8	84.2
FE/Tertiary	70.2	71.2	70.2	74.0	75.7	76.4	78.7	78.7	79.0	78.5
Academy	.	.	.	.	66.7	70.4	81.8	81.9	83.1	81.9
Other	69.0	71.8	73.1	71.9	70.1	73.3	73.5	74.3	74.4	74.2

### Cumulative Numbers

School type	2005	2006	2007	2008	2009	2010	2011	2012	2013	2014
Comprehensive	11601	12357	12352	13276	13936	14684	11193	10820	9171	8654
Grammar	2777	2625	2724	2742	2781	2580	1756	1626	1436	1413
Independent	5263	5646	5672	5833	5825	5843	5589	5642	5290	5245
Sixth Form	5963	6706	6956	7237	8044	8375	8539	9082	9170	8835
FE/Tertiary	4114	4177	4338	4718	4854	4939	4829	4502	4318	3777
Academy	.	.	.	.	270	621	5613	6809	7830	8646
Other	1207	1080	1052	1113	1178	1142	1072	1029	875	901

### Cumulative percentage at Grade C by school type



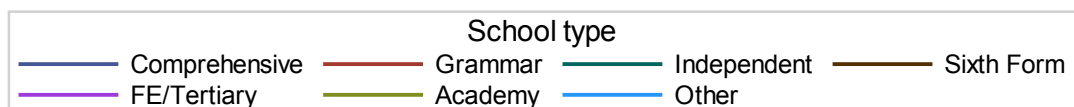
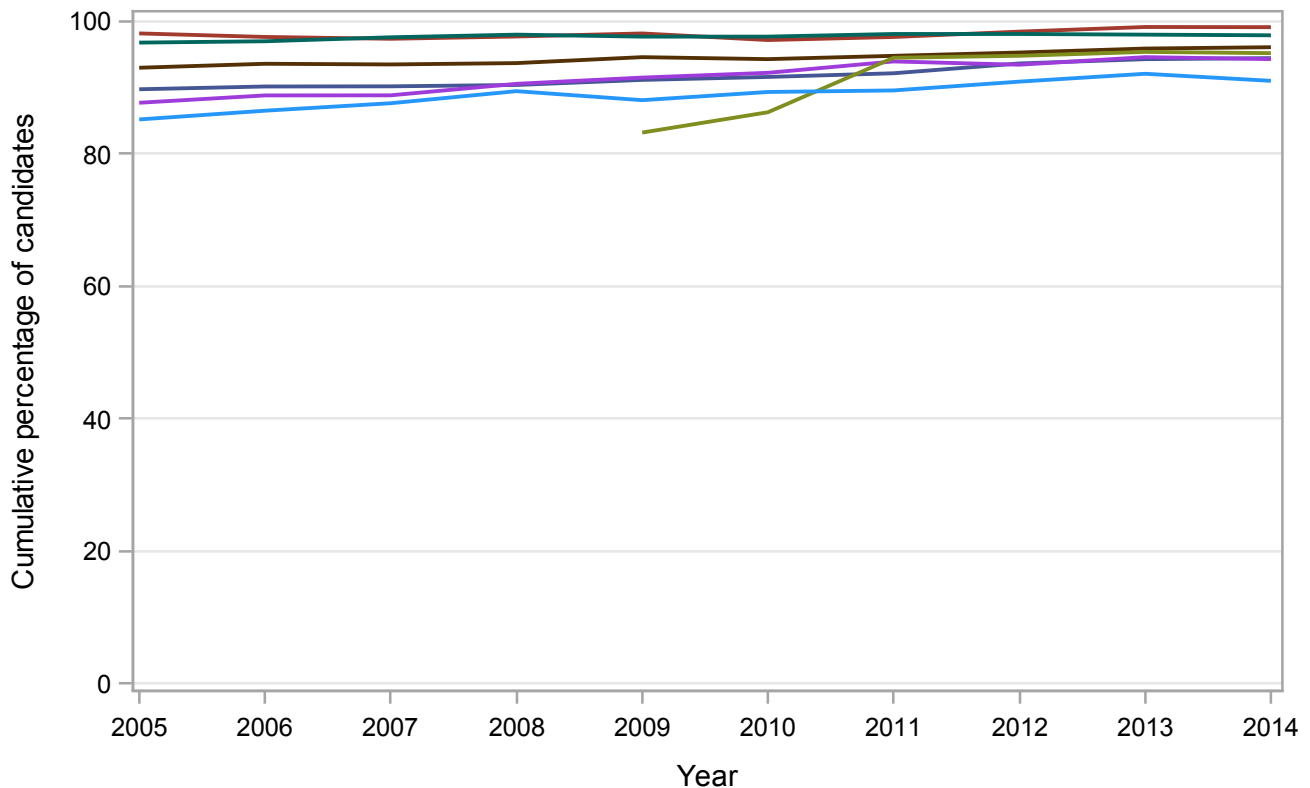
## GCE A Level ART Grade D by school type 2005-2014 Cumulative Percentages

School type	2005	2006	2007	2008	2009	2010	2011	2012	2013	2014
Comprehensive	89.7	90.2	90.2	90.4	91.2	91.6	92.2	93.7	94.3	94.5
Grammar	98.2	97.7	97.4	97.7	98.2	97.2	97.6	98.5	99.2	99.1
Independent	96.8	97.0	97.6	98.0	97.7	97.7	98.1	98.1	98.0	97.9
Sixth Form	93.0	93.6	93.5	93.7	94.6	94.3	94.8	95.3	95.9	96.1
FE/Tertiary	87.7	88.8	88.8	90.6	91.5	92.2	94.0	93.5	94.6	94.3
Academy	.	.	.	.	83.2	86.3	94.5	94.8	95.4	95.2
Other	85.2	86.5	87.6	89.5	88.1	89.3	89.6	90.9	92.1	91.0

### Cumulative Numbers

School type	2005	2006	2007	2008	2009	2010	2011	2012	2013	2014
Comprehensive	14358	15079	15053	16223	16748	17557	13602	12802	10850	10268
Grammar	2970	2828	2930	2959	2966	2761	1867	1722	1522	1482
Independent	5654	6005	6064	6180	6146	6165	5883	5945	5586	5527
Sixth Form	7335	8016	8360	8705	9326	9786	9921	10516	10621	10084
FE/Tertiary	5139	5212	5491	5773	5866	5963	5764	5344	5171	4537
Academy	.	.	.	.	337	761	6485	7882	8989	10052
Other	1490	1302	1262	1384	1481	1391	1306	1259	1083	1105

### Cumulative percentage at Grade D by school type





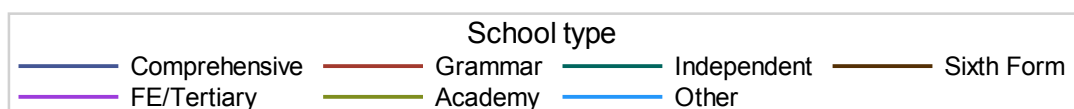
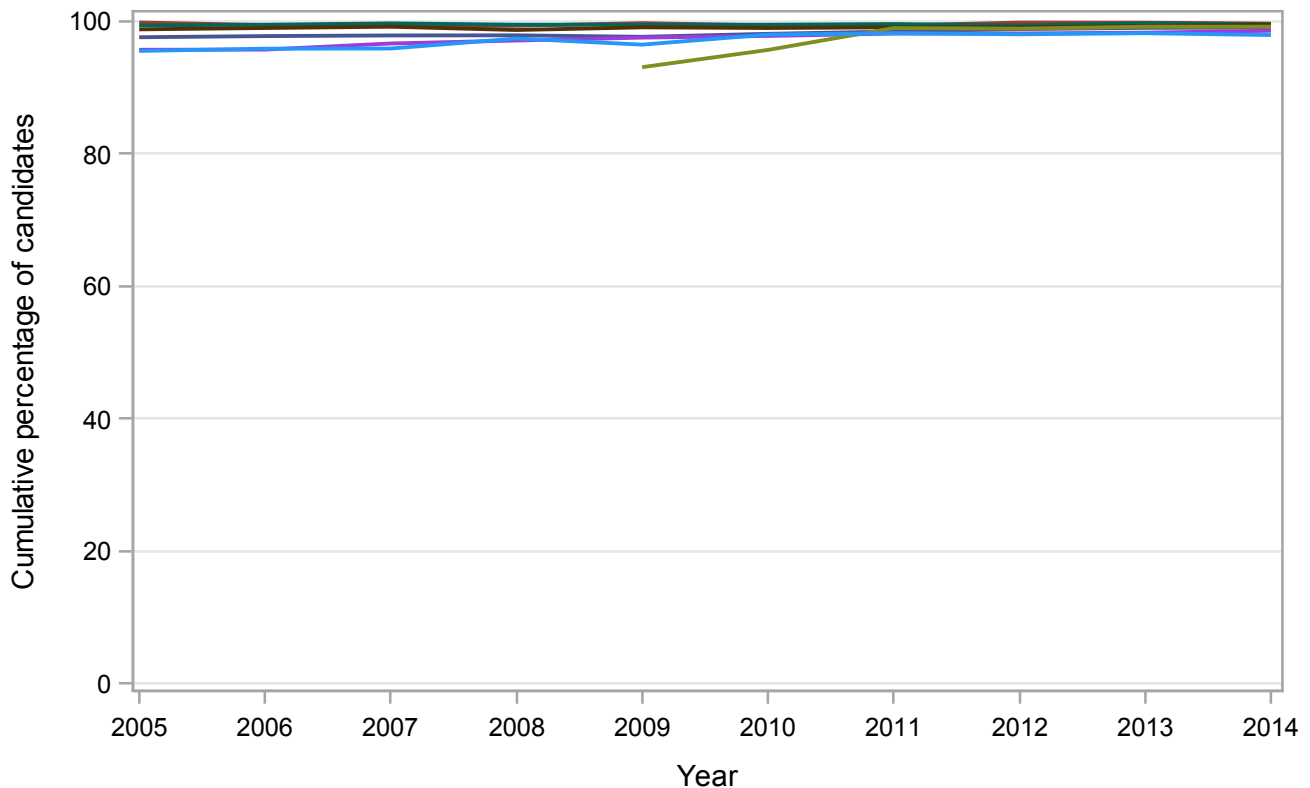
## GCE A Level ART Grade E by school type 2005-2014 Cumulative Percentages

School type	2005	2006	2007	2008	2009	2010	2011	2012	2013	2014
Comprehensive	97.6	97.8	97.9	97.9	97.7	98.1	98.5	98.8	99.0	99.1
Grammar	99.8	99.4	99.3	99.3	99.7	99.4	99.4	99.8	99.8	99.7
Independent	99.4	99.5	99.7	99.5	99.5	99.5	99.6	99.4	99.7	99.6
Sixth Form	98.8	99.0	99.2	98.7	99.1	99.0	99.1	99.1	99.3	99.5
FE/Tertiary	95.7	95.7	96.7	97.1	97.6	97.8	98.2	98.2	98.3	98.6
Academy	.	.	.	.	93.1	95.7	99.0	98.9	99.2	99.2
Other	95.5	95.9	95.9	97.4	96.5	98.0	98.2	98.1	98.2	97.9

### Cumulative Numbers

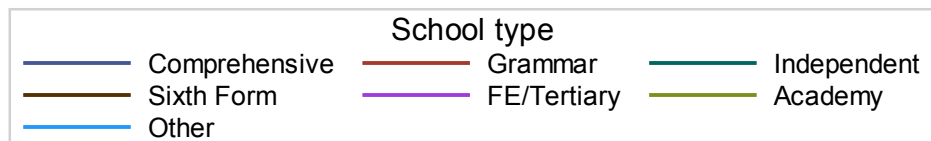
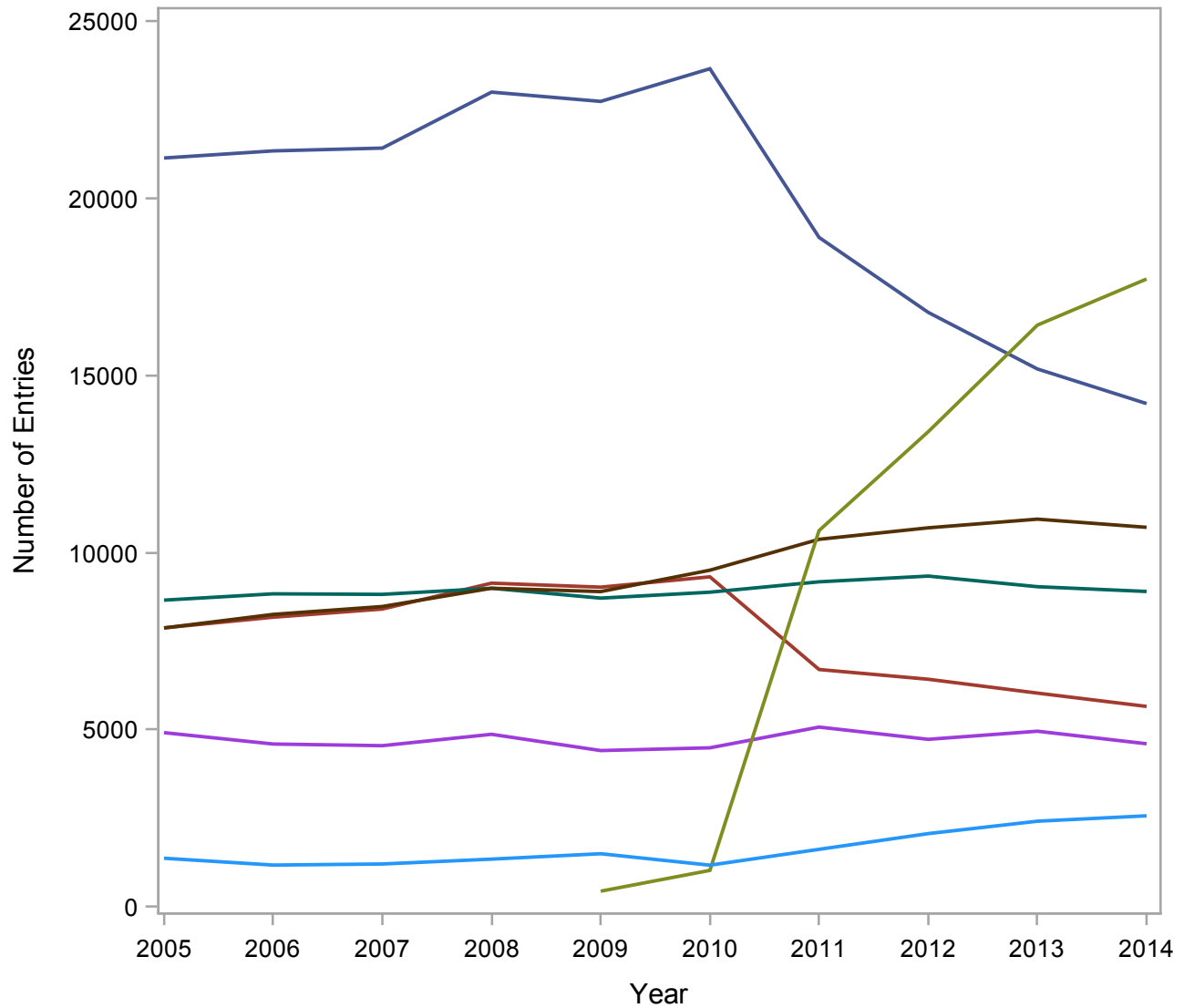
School type	2005	2006	2007	2008	2009	2010	2011	2012	2013	2014
Comprehensive	15615	16352	16336	17569	17943	18805	14532	13511	11394	10769
Grammar	3020	2880	2987	3008	3013	2824	1900	1746	1532	1490
Independent	5806	6160	6194	6274	6260	6278	5973	6024	5683	5623
Sixth Form	7792	8478	8869	9169	9769	10274	10371	10936	10997	10441
FE/Tertiary	5608	5618	5975	6190	6253	6323	6022	5614	5373	4743
Academy	.	.	.	.	377	844	6793	8223	9347	10474
Other	1671	1443	1381	1507	1622	1526	1432	1358	1155	1189

### Cumulative percentage at Grade E by school type



## Numbers of GCE A Level entries in BIOLOGY by school type 2005-2014

School type	2005	2006	2007	2008	2009	2010	2011	2012	2013	2014
Comprehensive	21133	21334	21413	22993	22731	23653	18892	16776	15179	14202
Grammar	7871	8172	8403	9133	9020	9312	6696	6421	6030	5654
Independent	8654	8832	8817	8989	8711	8878	9171	9333	9033	8899
Sixth Form	7868	8252	8474	8990	8895	9499	10371	10695	10940	10709
FE/Tertiary	4914	4593	4546	4867	4408	4486	5071	4725	4954	4600
Academy	.	.	.	.	439	1026	10617	13408	16417	17718
Other	1369	1176	1207	1344	1496	1173	1620	2064	2414	2566



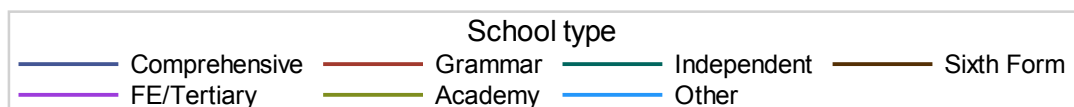
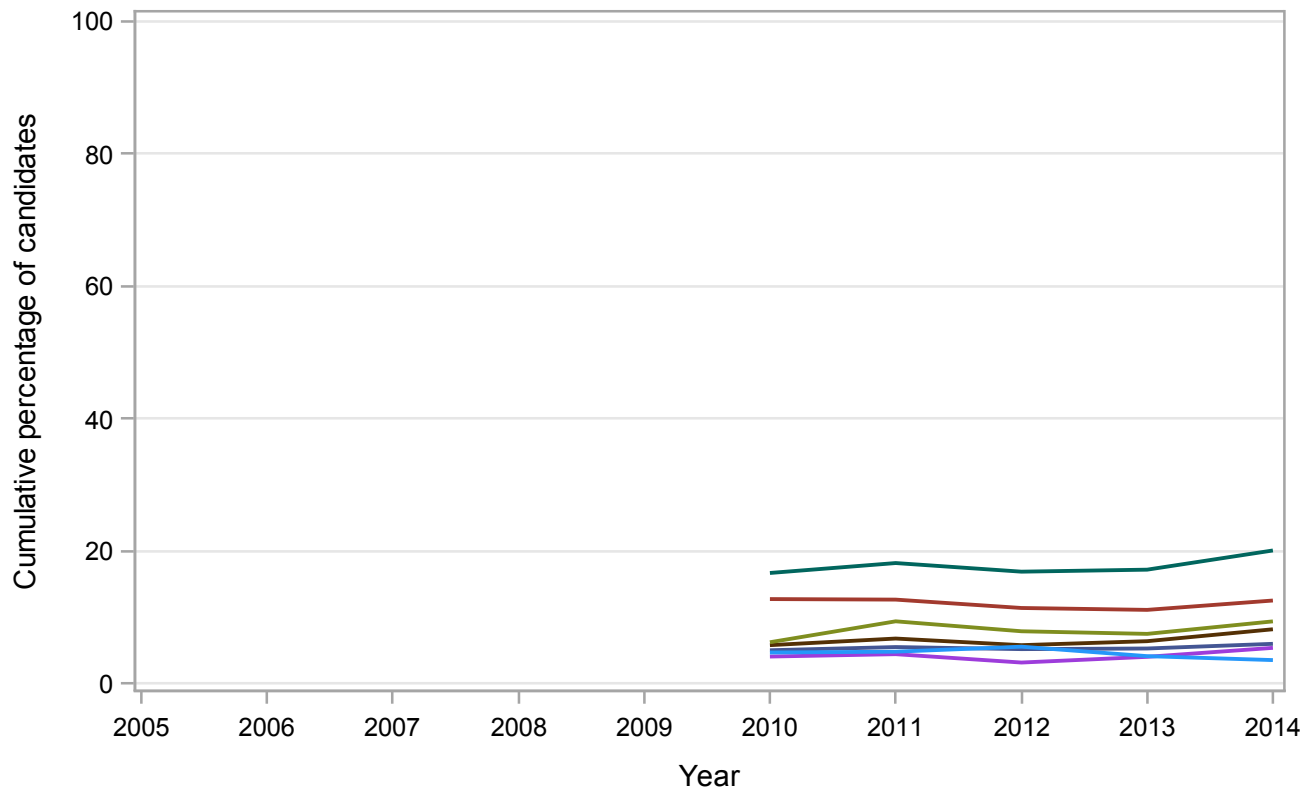
## GCE A Level BIOLOGY Grade A\* by school type 2005-2014 Cumulative Percentages

School type	2005	2006	2007	2008	2009	2010	2011	2012	2013	2014
Comprehensive	.	.	.	.	.	5.0	5.5	5.2	5.3	6.0
Grammar	.	.	.	.	.	12.8	12.7	11.4	11.1	12.5
Independent	.	.	.	.	.	16.7	18.2	16.9	17.2	20.1
Sixth Form	.	.	.	.	.	5.8	6.8	5.8	6.4	8.2
FE/Tertiary	.	.	.	.	.	4.1	4.4	3.2	4.0	5.4
Academy	.	.	.	.	.	6.2	9.4	7.9	7.5	9.4
Other	.	.	.	.	.	4.7	4.8	5.6	4.1	3.5

### Cumulative Numbers

School type	2005	2006	2007	2008	2009	2010	2011	2012	2013	2014
Comprehensive	.	.	.	.	.	1190	1042	872	804	852
Grammar	.	.	.	.	.	1188	849	733	671	709
Independent	.	.	.	.	.	1483	1669	1577	1554	1789
Sixth Form	.	.	.	.	.	551	705	620	700	878
FE/Tertiary	.	.	.	.	.	183	225	150	200	248
Academy	.	.	.	.	.	64	998	1059	1232	1664
Other	.	.	.	.	.	55	78	115	100	91

### Cumulative percentage at Grade A\* by school type



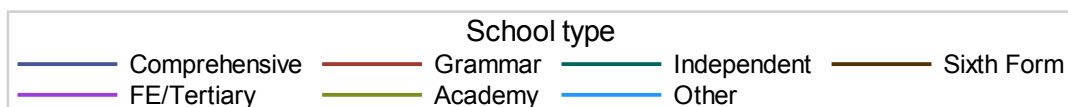
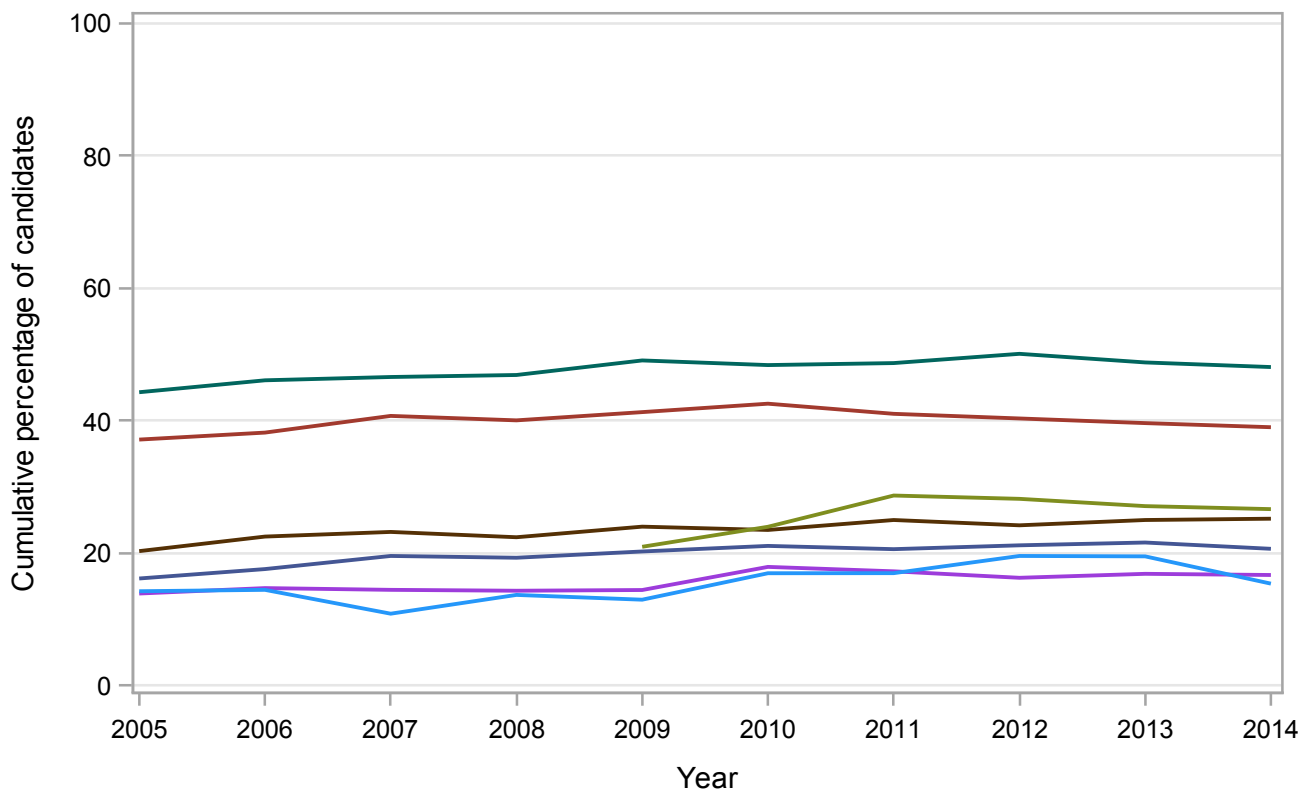
## GCE A Level BIOLOGY Grade A by school type 2005-2014 Cumulative Percentages

School type	2005	2006	2007	2008	2009	2010	2011	2012	2013	2014
Comprehensive	16.2	17.6	19.6	19.3	20.2	21.1	20.6	21.2	21.6	20.7
Grammar	37.1	38.2	40.7	40.1	41.3	42.6	41.0	40.3	39.6	39.0
Independent	44.3	46.1	46.6	46.9	49.1	48.4	48.7	50.1	48.8	48.1
Sixth Form	20.3	22.5	23.2	22.4	24.0	23.5	25.0	24.2	25.0	25.2
FE/Tertiary	13.9	14.7	14.5	14.3	14.4	17.9	17.3	16.3	16.9	16.7
Academy	.	.	.	.	21.0	24.0	28.7	28.2	27.1	26.6
Other	14.2	14.5	10.9	13.7	13.0	17.0	17.0	19.6	19.5	15.4

### Cumulative Numbers

School type	2005	2006	2007	2008	2009	2010	2011	2012	2013	2014
Comprehensive	3417	3753	4191	4438	4603	4989	3892	3553	3279	2933
Grammar	2924	3122	3422	3658	3725	3964	2748	2590	2390	2206
Independent	3834	4072	4109	4216	4277	4297	4466	4676	4408	4280
Sixth Form	1597	1857	1966	2014	2135	2232	2593	2588	2735	2699
FE/Tertiary	683	676	657	697	636	804	875	769	836	768
Academy	.	.	.	.	92	246	3047	3781	4449	4721
Other	195	170	131	184	194	199	275	404	471	395

### Cumulative percentage at Grade A by school type



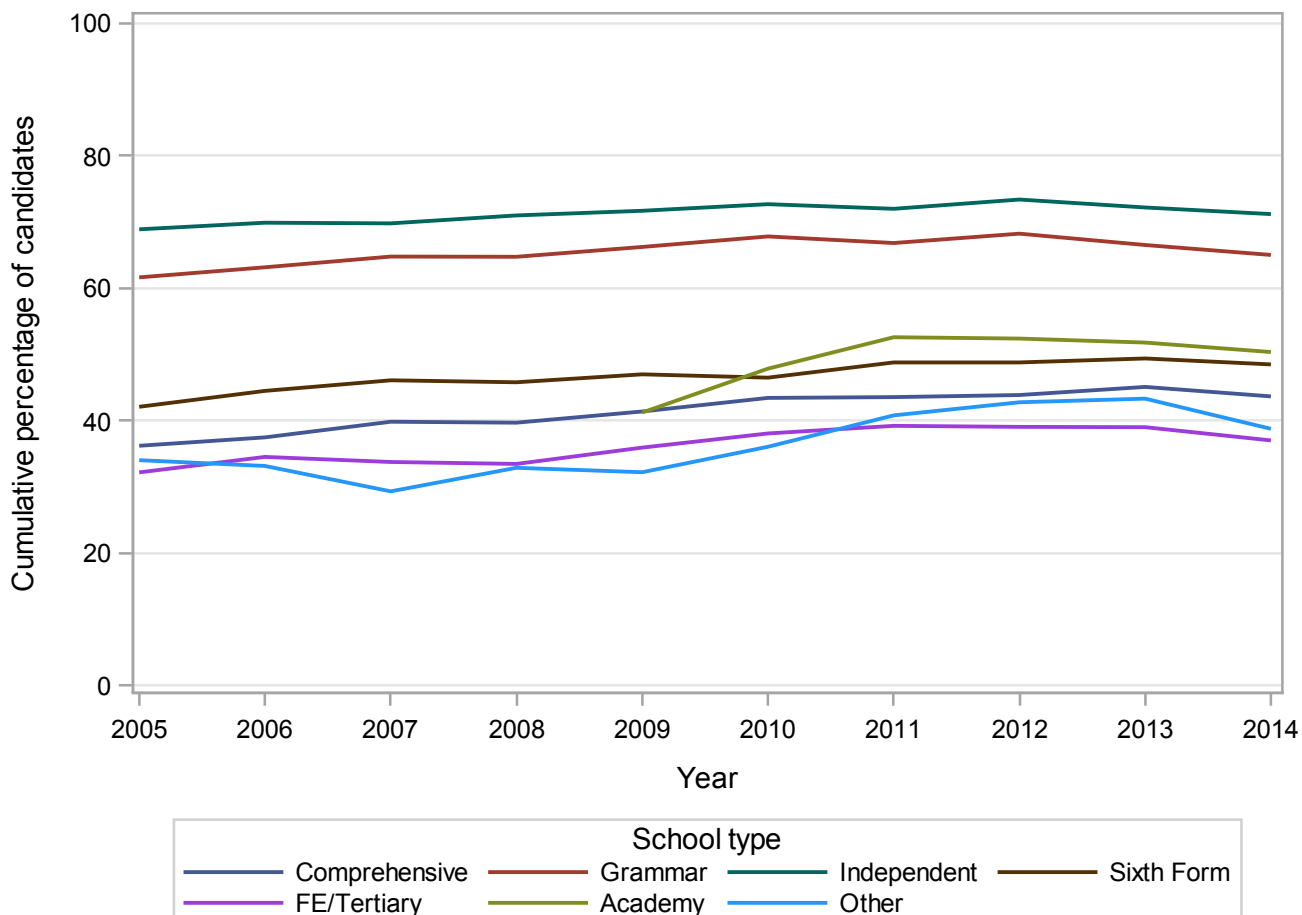
## GCE A Level BIOLOGY Grade B by school type 2005-2014 Cumulative Percentages

School type	2005	2006	2007	2008	2009	2010	2011	2012	2013	2014
Comprehensive	36.2	37.5	39.8	39.7	41.4	43.4	43.6	43.9	45.1	43.7
Grammar	61.6	63.2	64.8	64.8	66.2	67.8	66.8	68.2	66.5	65.0
Independent	68.9	69.9	69.8	71.0	71.7	72.7	72.0	73.4	72.2	71.2
Sixth Form	42.1	44.5	46.1	45.8	47.0	46.5	48.8	48.8	49.4	48.5
FE/Tertiary	32.2	34.5	33.8	33.5	35.9	38.1	39.2	39.1	39.0	37.0
Academy	.	.	.	.	41.2	47.9	52.6	52.4	51.8	50.4
Other	34.0	33.2	29.3	32.9	32.2	36.1	40.8	42.8	43.3	38.8

### Cumulative Numbers

School type	2005	2006	2007	2008	2009	2010	2011	2012	2013	2014
Comprehensive	7653	7996	8531	9128	9409	10275	8230	7361	6846	6202
Grammar	4852	5162	5444	5914	5975	6316	4475	4382	4012	3677
Independent	5963	6174	6154	6382	6246	6454	6603	6850	6522	6336
Sixth Form	3312	3672	3907	4117	4181	4417	5061	5219	5404	5194
FE/Tertiary	1582	1586	1535	1629	1584	1708	1989	1846	1933	1703
Academy	.	.	.	.	181	491	5585	7026	8504	8924
Other	466	390	354	442	482	423	661	883	1046	995

### Cumulative percentage at Grade B by school type



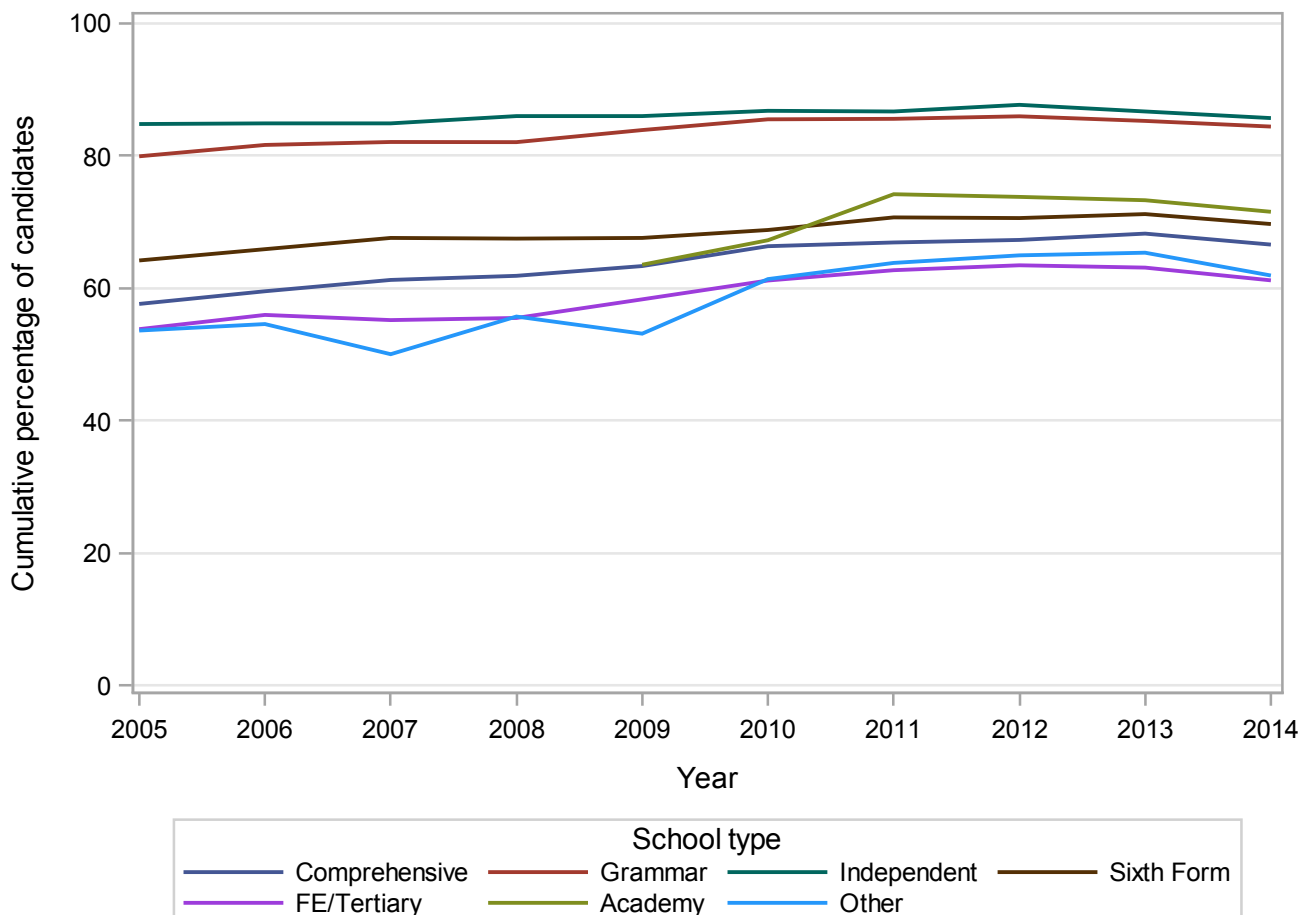
## GCE A Level BIOLOGY Grade C by school type 2005-2014 Cumulative Percentages

School type	2005	2006	2007	2008	2009	2010	2011	2012	2013	2014
Comprehensive	57.6	59.5	61.3	61.9	63.4	66.4	66.9	67.3	68.3	66.6
Grammar	79.9	81.6	82.1	82.1	83.9	85.5	85.6	86.0	85.3	84.4
Independent	84.8	84.9	84.9	86.0	86.0	86.8	86.7	87.7	86.7	85.7
Sixth Form	64.2	65.9	67.6	67.5	67.6	68.8	70.7	70.6	71.2	69.7
FE/Tertiary	53.8	56.0	55.2	55.5	58.3	61.2	62.7	63.5	63.1	61.2
Academy	.	.	.	.	63.6	67.3	74.2	73.8	73.3	71.5
Other	53.6	54.6	50.0	55.7	53.1	61.4	63.8	65.0	65.4	61.9

### Cumulative Numbers

School type	2005	2006	2007	2008	2009	2010	2011	2012	2013	2014
Comprehensive	12180	12704	13117	14228	14401	15694	12642	11290	10360	9458
Grammar	6291	6672	6898	7495	7567	7963	5731	5520	5142	4773
Independent	7339	7498	7486	7731	7491	7706	7951	8185	7832	7626
Sixth Form	5051	5438	5728	6068	6013	6535	7332	7551	7789	7464
FE/Tertiary	2645	2571	2509	2702	2571	2744	3181	2999	3127	2815
Academy	.	.	.	.	279	690	7878	9895	12033	12677
Other	734	642	604	749	795	720	1034	1341	1578	1589

### Cumulative percentage at Grade C by school type



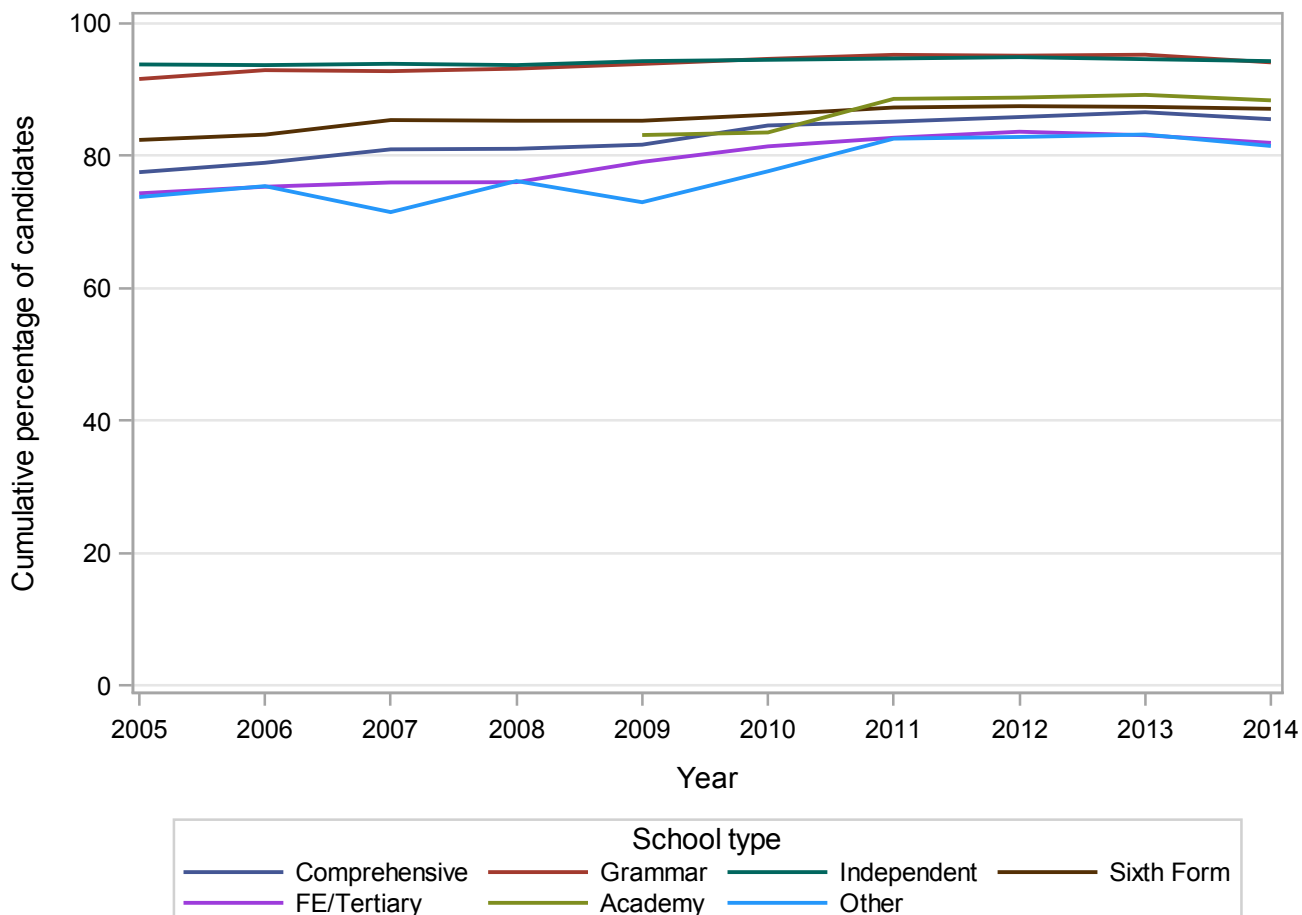
## GCE A Level BIOLOGY Grade D by school type 2005-2014 Cumulative Percentages

School type	2005	2006	2007	2008	2009	2010	2011	2012	2013	2014
Comprehensive	77.5	78.9	81.0	81.1	81.7	84.6	85.2	85.9	86.6	85.5
Grammar	91.6	92.9	92.8	93.2	93.9	94.6	95.3	95.1	95.3	94.1
Independent	93.8	93.7	93.9	93.7	94.3	94.5	94.7	94.9	94.6	94.3
Sixth Form	82.4	83.2	85.4	85.3	85.3	86.2	87.3	87.5	87.4	87.1
FE/Tertiary	74.3	75.3	76.0	76.0	79.1	81.4	82.7	83.6	83.1	82.0
Academy	.	.	.	.	83.1	83.5	88.6	88.8	89.2	88.4
Other	73.8	75.4	71.5	76.2	73.0	77.7	82.6	82.8	83.2	81.5

### Cumulative Numbers

School type	2005	2006	2007	2008	2009	2010	2011	2012	2013	2014
Comprehensive	16385	16843	17340	18639	18568	20007	16089	14404	13143	12147
Grammar	7210	7595	7797	8509	8468	8813	6378	6108	5745	5321
Independent	8117	8276	8279	8423	8214	8390	8685	8857	8545	8392
Sixth Form	6483	6866	7237	7668	7587	8188	9054	9358	9562	9328
FE/Tertiary	3653	3460	3454	3700	3486	3653	4195	3952	4117	3770
Academy	.	.	.	.	365	857	9407	11906	14645	15659
Other	1010	887	863	1024	1092	911	1338	1710	2009	2091

### Cumulative percentage at Grade D by school type



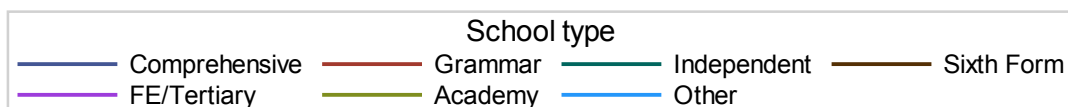
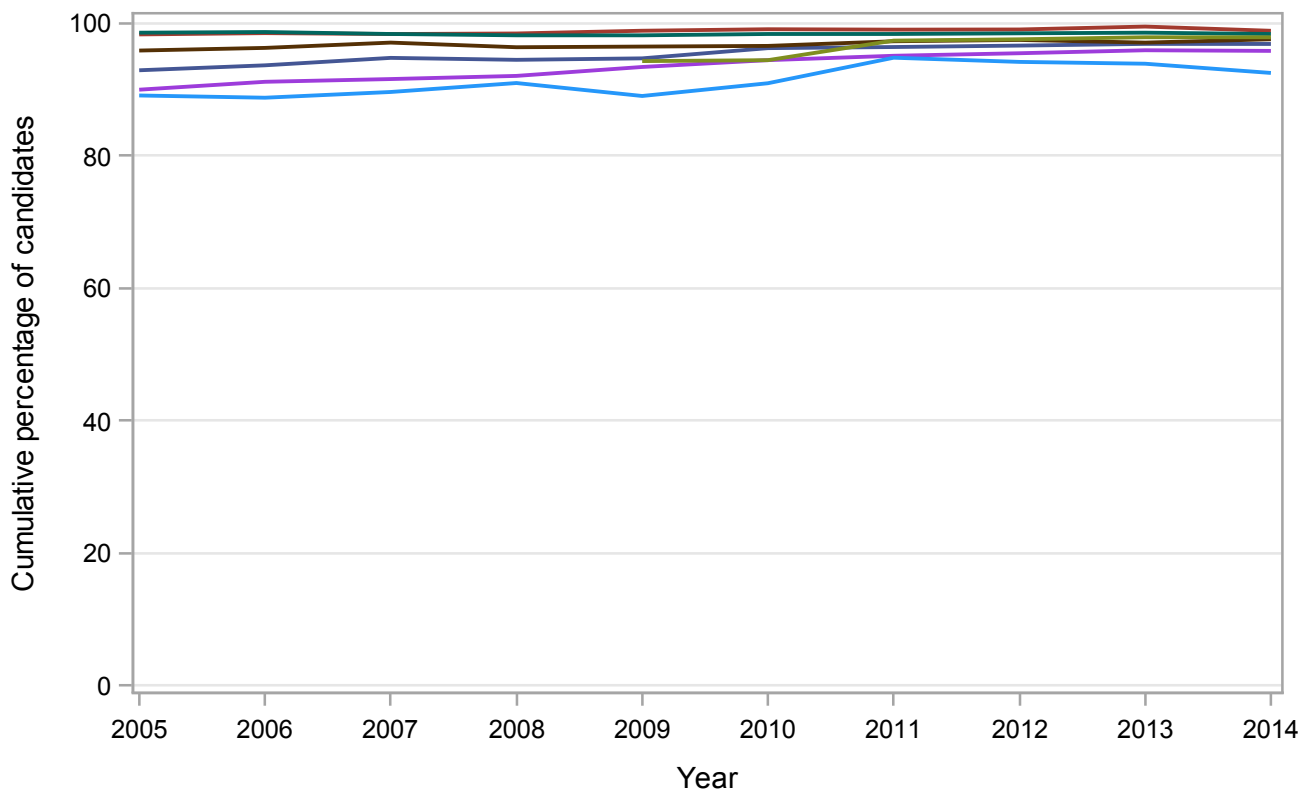
## GCE A Level BIOLOGY Grade E by school type 2005-2014 Cumulative Percentages

School type	2005	2006	2007	2008	2009	2010	2011	2012	2013	2014
Comprehensive	92.9	93.7	94.8	94.5	94.7	96.3	96.4	96.6	96.9	96.9
Grammar	98.3	98.5	98.4	98.5	98.9	99.1	99.1	99.1	99.5	98.9
Independent	98.6	98.7	98.4	98.2	98.2	98.4	98.4	98.5	98.6	98.4
Sixth Form	95.9	96.3	97.1	96.4	96.5	96.6	97.3	97.5	97.1	97.6
FE/Tertiary	90.0	91.2	91.6	92.1	93.4	94.4	95.1	95.5	95.9	95.8
Academy	.	.	.	.	94.3	94.4	97.4	97.6	97.9	97.9
Other	89.1	88.8	89.6	91.0	89.0	91.0	94.8	94.2	93.9	92.5

### Cumulative Numbers

School type	2005	2006	2007	2008	2009	2010	2011	2012	2013	2014
Comprehensive	19637	19983	20298	21728	21531	22769	18218	16214	14709	13761
Grammar	7740	8052	8268	8994	8920	9230	6633	6362	6001	5591
Independent	8533	8717	8676	8827	8554	8736	9024	9193	8907	8757
Sixth Form	7545	7947	8228	8666	8584	9176	10091	10428	10623	10452
FE/Tertiary	4422	4188	4164	4481	4118	4237	4823	4512	4753	4409
Academy	.	.	.	.	414	969	10341	13086	16073	17346
Other	1220	1044	1082	1223	1332	1067	1536	1944	2267	2374

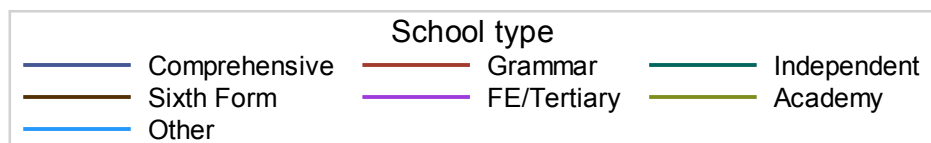
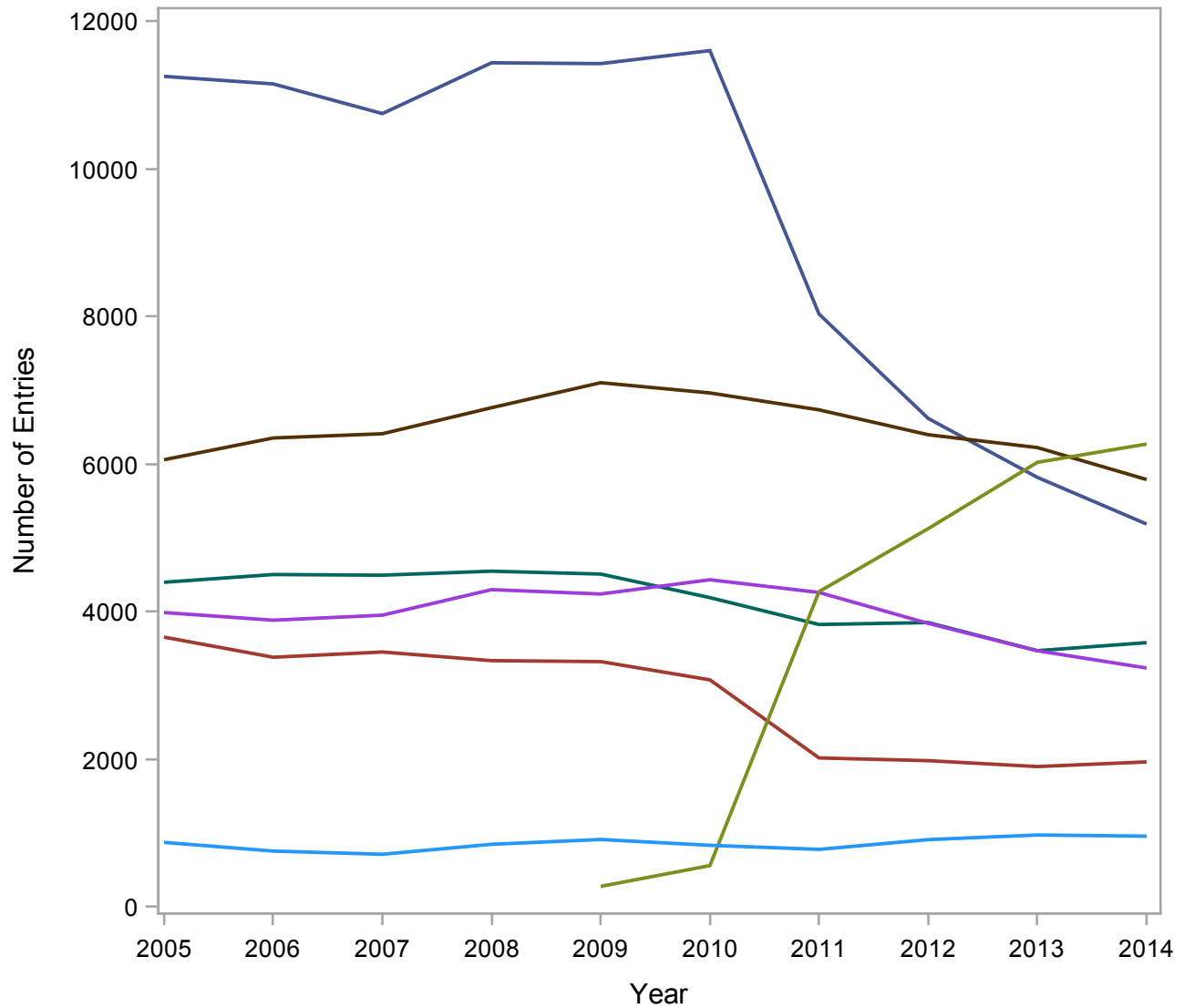
### Cumulative percentage at Grade E by school type





## Numbers of GCE A Level entries in BUSINESS STUDIES by school type 2005-2014

School type	2005	2006	2007	2008	2009	2010	2011	2012	2013	2014
Comprehensive	11250	11148	10746	11434	11423	11599	8030	6615	5817	5185
Grammar	3653	3380	3451	3334	3321	3074	2016	1979	1899	1962
Independent	4396	4501	4492	4546	4507	4188	3824	3850	3469	3578
Sixth Form	6056	6351	6408	6761	7100	6961	6732	6395	6221	5788
FE/Tertiary	3986	3882	3950	4296	4237	4430	4258	3839	3468	3234
Academy	.	.	.	.	276	557	4269	5123	6021	6268
Other	872	754	711	846	911	832	777	909	972	956



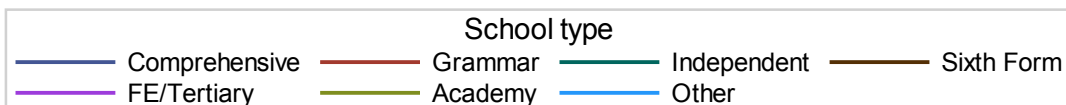
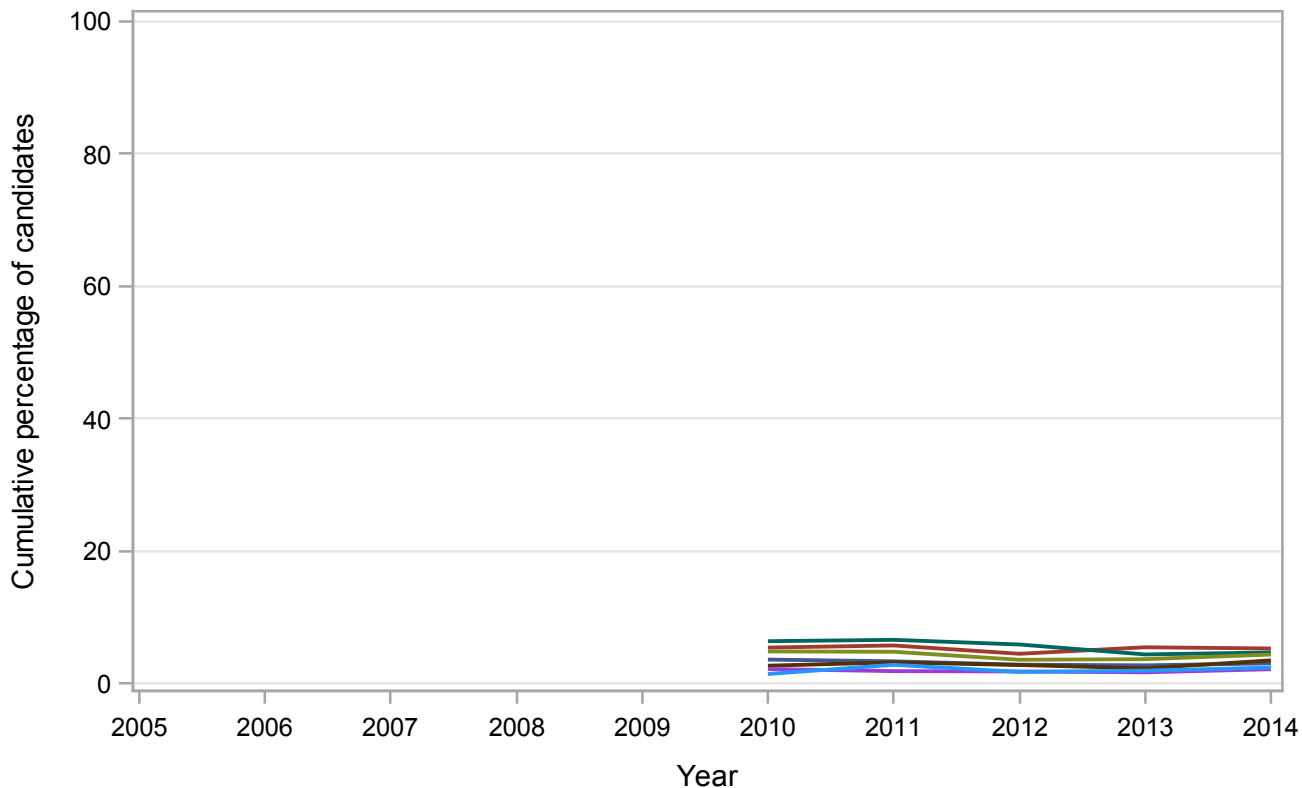
## GCE A Level BUSINESS STUDIES Grade A\* by school type 2005-2014 Cumulative Percentages

School type	2005	2006	2007	2008	2009	2010	2011	2012	2013	2014
Comprehensive	.	.	.	.	.	3.6	3.4	2.9	2.8	3.0
Grammar	.	.	.	.	.	5.4	5.8	4.5	5.5	5.3
Independent	.	.	.	.	.	6.4	6.6	5.9	4.4	4.7
Sixth Form	.	.	.	.	.	2.7	3.2	2.8	2.3	3.5
FE/Tertiary	.	.	.	.	.	2.2	1.9	1.8	1.7	2.2
Academy	.	.	.	.	.	4.8	4.8	3.6	3.7	4.4
Other	.	.	.	.	.	1.4	2.8	1.8	2.0	2.4

### Cumulative Numbers

School type	2005	2006	2007	2008	2009	2010	2011	2012	2013	2014
Comprehensive	.	.	.	.	.	420	270	189	160	158
Grammar	.	.	.	.	.	167	116	89	104	104
Independent	.	.	.	.	.	268	252	227	153	168
Sixth Form	.	.	.	.	.	188	215	179	143	203
FE/Tertiary	.	.	.	.	.	97	80	70	59	70
Academy	.	.	.	.	.	27	205	184	222	275
Other	.	.	.	.	.	12	22	16	19	23

**Cumulative percentage at Grade A\* by school type**



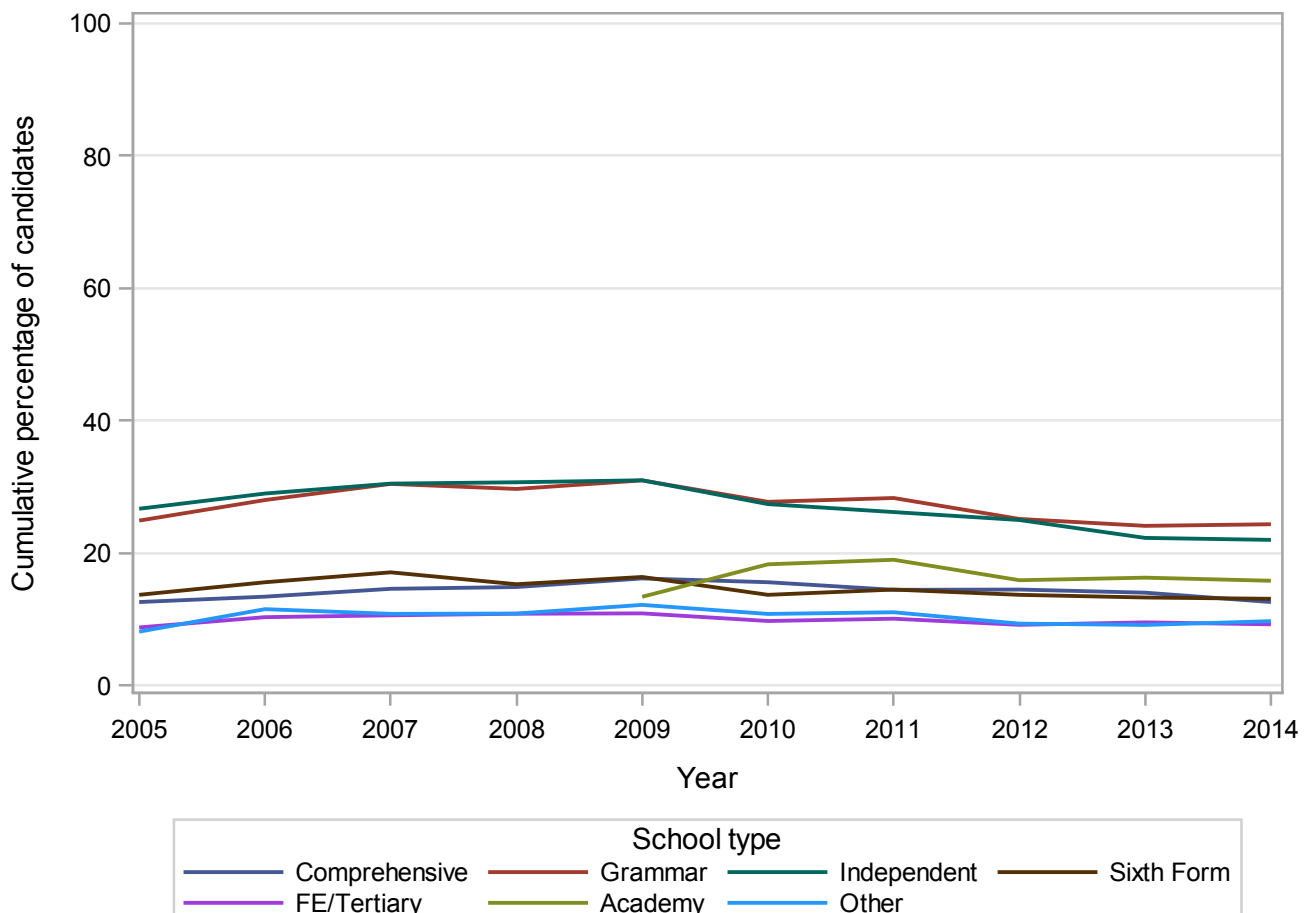
## GCE A Level BUSINESS STUDIES Grade A by school type 2005-2014 Cumulative Percentages

School type	2005	2006	2007	2008	2009	2010	2011	2012	2013	2014
Comprehensive	12.6	13.4	14.6	14.9	16.2	15.6	14.5	14.5	14.0	12.6
Grammar	24.9	28.0	30.5	29.7	31.0	27.7	28.3	25.2	24.1	24.4
Independent	26.7	29.0	30.5	30.7	31.0	27.4	26.2	25.0	22.3	22.0
Sixth Form	13.7	15.6	17.1	15.3	16.4	13.7	14.5	13.7	13.3	13.1
FE/Tertiary	8.8	10.3	10.6	10.8	10.9	9.8	10.1	9.2	9.5	9.2
Academy	.	.	.	.	13.4	18.3	19.0	15.9	16.3	15.8
Other	8.1	11.5	10.8	10.9	12.2	10.8	11.1	9.4	9.2	9.7

### Cumulative Numbers

School type	2005	2006	2007	2008	2009	2010	2011	2012	2013	2014
Comprehensive	1419	1497	1570	1701	1848	1810	1161	959	816	654
Grammar	910	947	1051	990	1029	853	571	498	458	478
Independent	1174	1305	1370	1396	1397	1148	1002	963	774	787
Sixth Form	830	991	1096	1034	1164	954	976	876	827	758
FE/Tertiary	350	401	419	466	462	432	430	352	331	299
Academy	.	.	.	.	37	102	811	815	981	992
Other	71	87	77	92	111	90	86	85	89	93

### Cumulative percentage at Grade A by school type



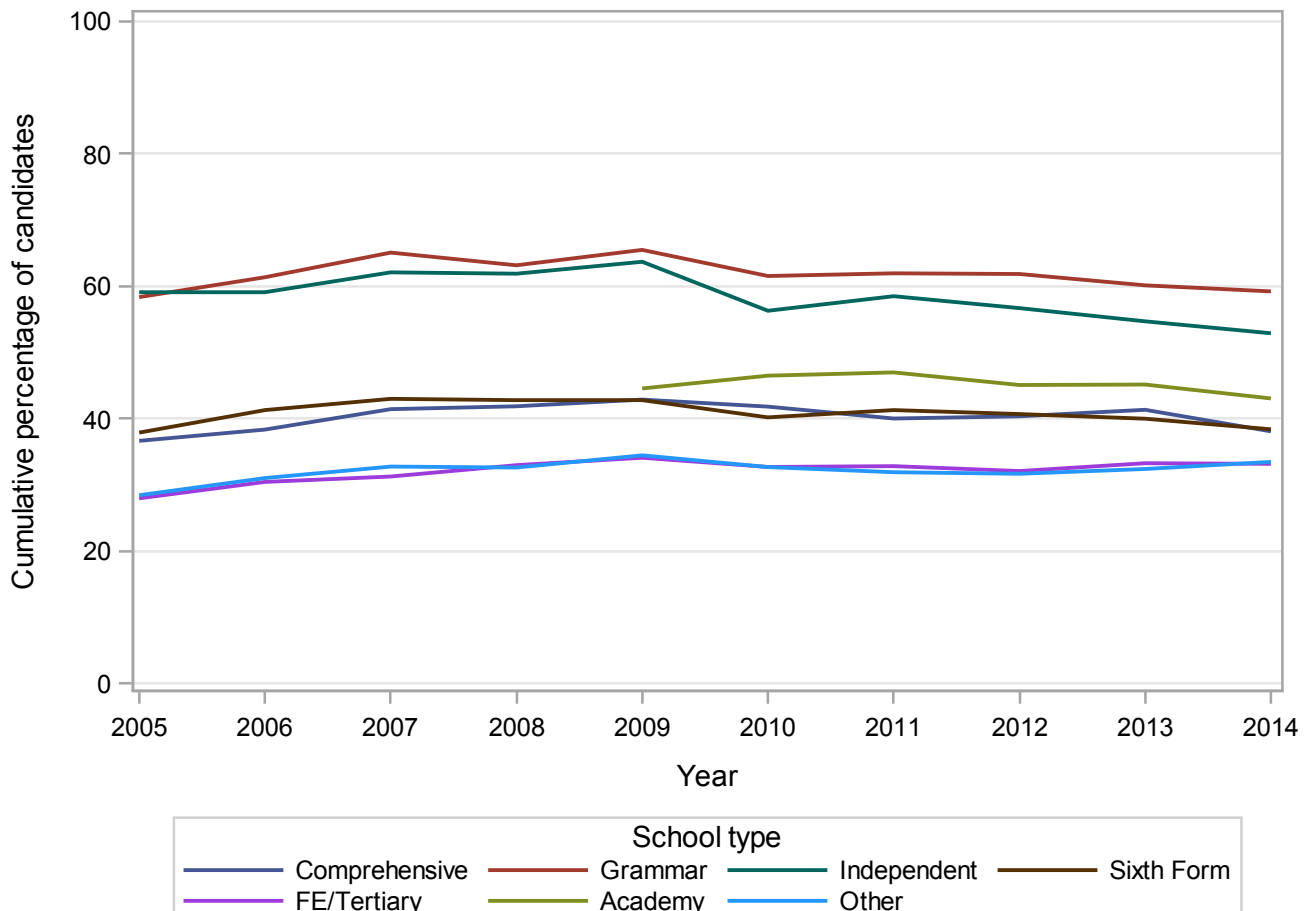
## GCE A Level BUSINESS STUDIES Grade B by school type 2005-2014 Cumulative Percentages

School type	2005	2006	2007	2008	2009	2010	2011	2012	2013	2014
Comprehensive	36.7	38.4	41.4	41.9	42.9	41.8	40.0	40.4	41.3	38.1
Grammar	58.4	61.4	65.1	63.2	65.5	61.5	62.0	61.8	60.1	59.2
Independent	59.1	59.1	62.1	61.9	63.7	56.3	58.5	56.7	54.7	52.9
Sixth Form	37.9	41.3	43.0	42.8	42.8	40.2	41.3	40.7	40.0	38.4
FE/Tertiary	28.0	30.4	31.3	33.0	34.1	32.7	32.8	32.1	33.3	33.2
Academy	.	.	.	.	44.6	46.5	47.0	45.1	45.2	43.1
Other	28.4	31.0	32.8	32.6	34.5	32.7	31.9	31.7	32.4	33.5

### Cumulative Numbers

School type	2005	2006	2007	2008	2009	2010	2011	2012	2013	2014
Comprehensive	4124	4276	4453	4788	4899	4851	3214	2670	2405	1975
Grammar	2132	2074	2246	2106	2175	1892	1249	1224	1142	1162
Independent	2598	2660	2790	2814	2871	2358	2237	2183	1898	1893
Sixth Form	2295	2623	2755	2894	3039	2798	2780	2603	2488	2223
FE/Tertiary	1115	1182	1235	1417	1445	1449	1398	1232	1154	1073
Academy	.	.	.	.	123	259	2006	2310	2719	2699
Other	248	234	233	276	314	272	248	288	315	320

### Cumulative percentage at Grade B by school type



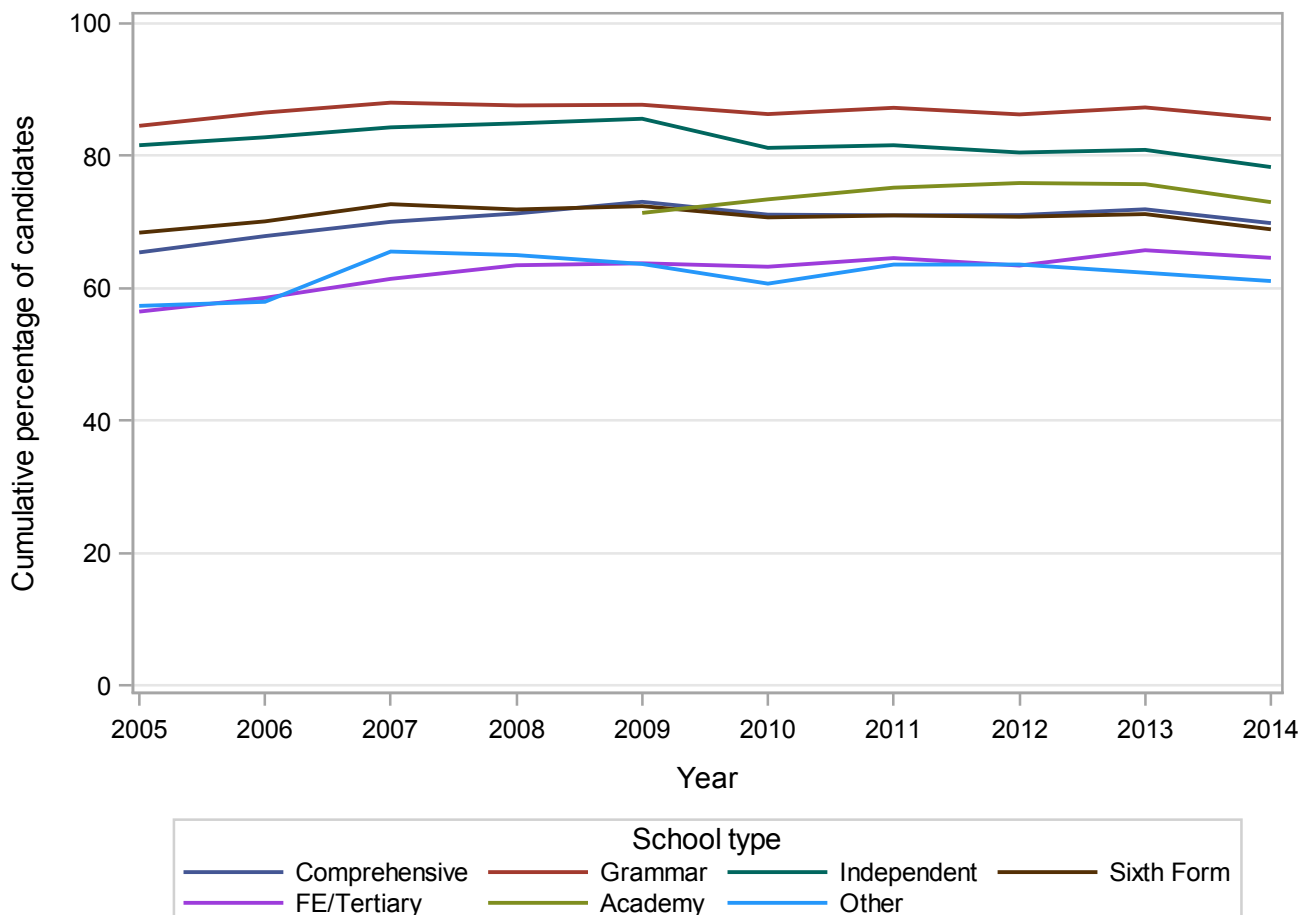
## GCE A Level BUSINESS STUDIES Grade C by school type 2005-2014 Cumulative Percentages

School type	2005	2006	2007	2008	2009	2010	2011	2012	2013	2014
Comprehensive	65.4	67.9	70.0	71.3	73.1	71.1	71.0	71.1	71.9	69.8
Grammar	84.5	86.5	88.0	87.6	87.7	86.3	87.3	86.3	87.3	85.6
Independent	81.6	82.8	84.3	84.9	85.6	81.2	81.6	80.5	80.9	78.3
Sixth Form	68.4	70.1	72.7	71.9	72.4	70.7	71.0	70.8	71.2	68.9
FE/Tertiary	56.5	58.6	61.4	63.5	63.8	63.3	64.6	63.4	65.7	64.6
Academy	.	.	.	.	71.4	73.4	75.2	75.9	75.7	73.0
Other	57.3	58.0	65.5	65.0	63.7	60.7	63.6	63.6	62.3	61.1

### Cumulative Numbers

School type	2005	2006	2007	2008	2009	2010	2011	2012	2013	2014
Comprehensive	7359	7567	7526	8152	8345	8249	5703	4700	4184	3621
Grammar	3088	2925	3038	2921	2913	2653	1759	1707	1658	1679
Independent	3587	3727	3787	3860	3858	3401	3120	3099	2806	2802
Sixth Form	4142	4452	4659	4861	5140	4921	4780	4528	4429	3988
FE/Tertiary	2251	2273	2426	2727	2702	2802	2749	2435	2280	2089
Academy	.	.	.	.	197	409	3210	3888	4559	4576
Other	500	437	466	550	580	505	494	578	606	584

### Cumulative percentage at Grade C by school type



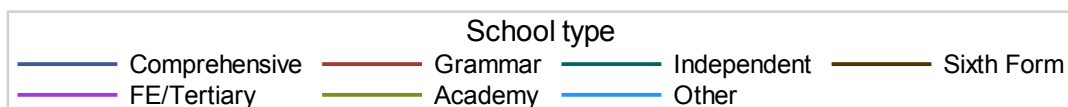
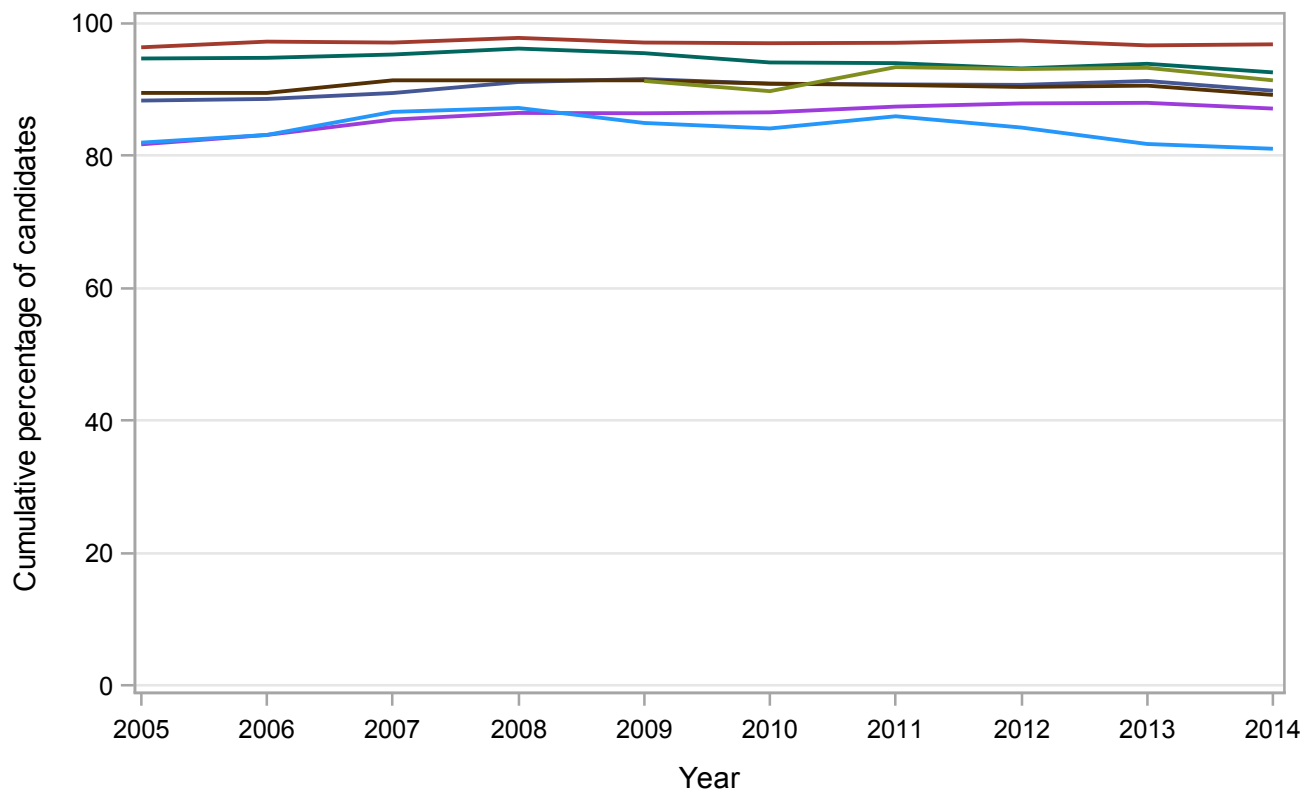
## GCE A Level BUSINESS STUDIES Grade D by school type 2005-2014 Cumulative Percentages

School type	2005	2006	2007	2008	2009	2010	2011	2012	2013	2014
Comprehensive	88.3	88.6	89.5	91.1	91.6	90.9	90.8	90.7	91.3	89.8
Grammar	96.4	97.2	97.1	97.8	97.1	97.0	97.1	97.4	96.7	96.8
Independent	94.7	94.8	95.3	96.2	95.5	94.1	94.0	93.2	93.9	92.6
Sixth Form	89.5	89.5	91.4	91.4	91.4	90.9	90.7	90.4	90.6	89.2
FE/Tertiary	81.7	83.2	85.5	86.5	86.4	86.6	87.4	87.9	88.0	87.1
Academy	.	.	.	.	91.3	89.8	93.4	93.1	93.3	91.4
Other	82.0	83.2	86.6	87.2	85.0	84.1	86.0	84.3	81.8	81.1

### Cumulative Numbers

School type	2005	2006	2007	2008	2009	2010	2011	2012	2013	2014
Comprehensive	9939	9876	9616	10422	10463	10543	7290	6001	5311	4658
Grammar	3521	3287	3351	3261	3225	2982	1957	1928	1836	1900
Independent	4163	4267	4281	4373	4304	3941	3595	3588	3257	3313
Sixth Form	5420	5684	5857	6180	6489	6328	6106	5781	5636	5163
FE/Tertiary	3258	3228	3376	3715	3662	3835	3723	3375	3052	2818
Academy	.	.	.	.	252	500	3987	4770	5617	5729
Other	715	627	616	738	774	700	668	766	795	775

### Cumulative percentage at Grade D by school type



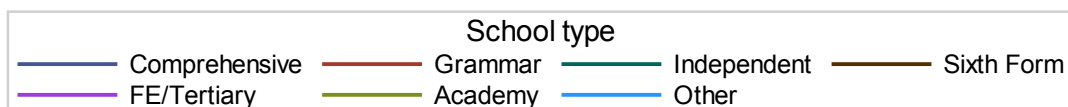
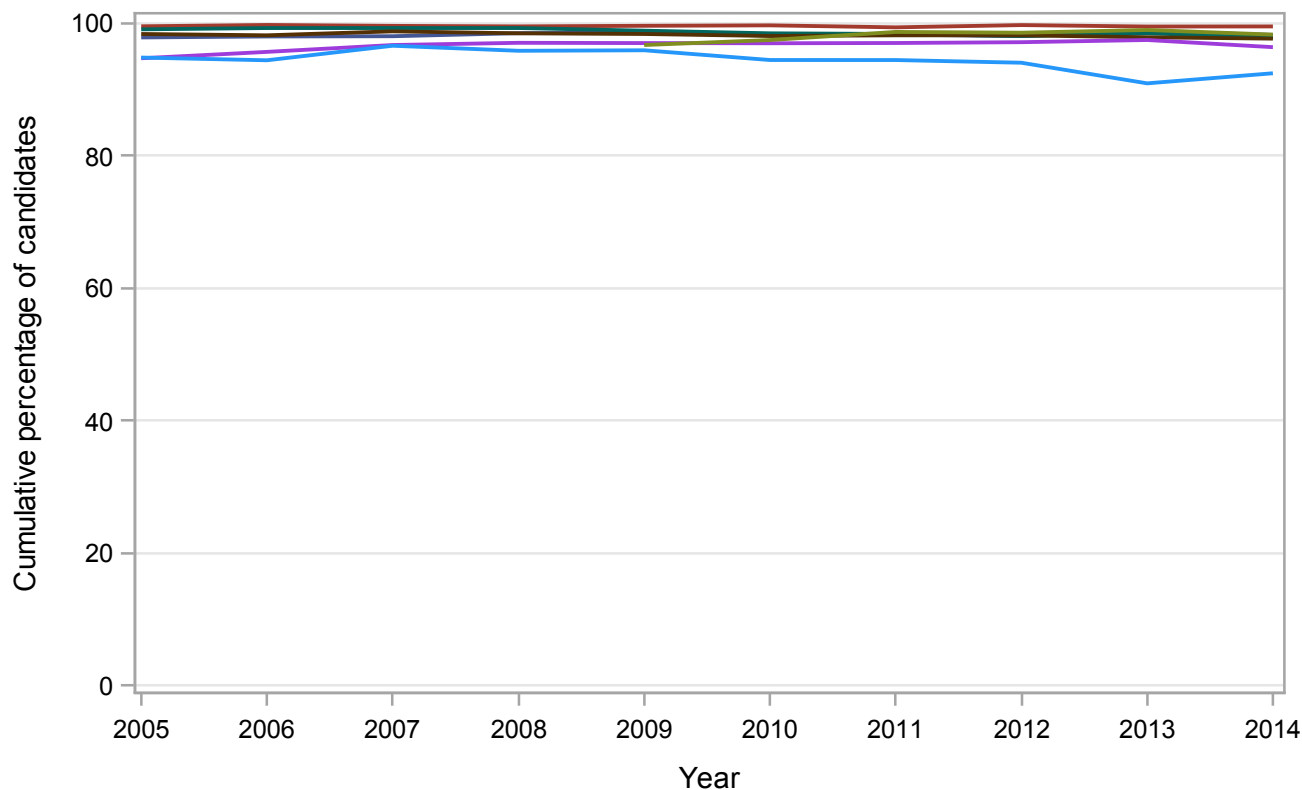
## GCE A Level BUSINESS STUDIES Grade E by school type 2005-2014 Cumulative Percentages

School type	2005	2006	2007	2008	2009	2010	2011	2012	2013	2014
Comprehensive	97.9	98.0	98.1	98.5	98.6	98.2	98.3	98.1	98.8	98.3
Grammar	99.6	99.8	99.6	99.6	99.6	99.7	99.4	99.7	99.5	99.5
Independent	99.1	99.3	99.3	99.3	98.9	98.5	98.4	98.1	98.5	97.9
Sixth Form	98.4	98.2	98.8	98.5	98.4	98.1	98.2	98.2	97.9	97.7
FE/Tertiary	94.7	95.7	96.7	97.1	97.0	97.0	97.0	97.2	97.5	96.4
Academy	.	.	.	.	96.7	97.5	98.7	98.6	99.0	98.3
Other	94.8	94.4	96.6	95.9	95.9	94.5	94.5	94.1	90.9	92.5

### Cumulative Numbers

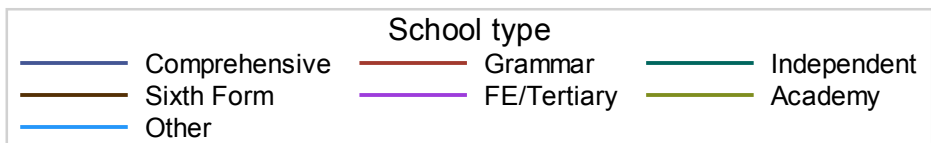
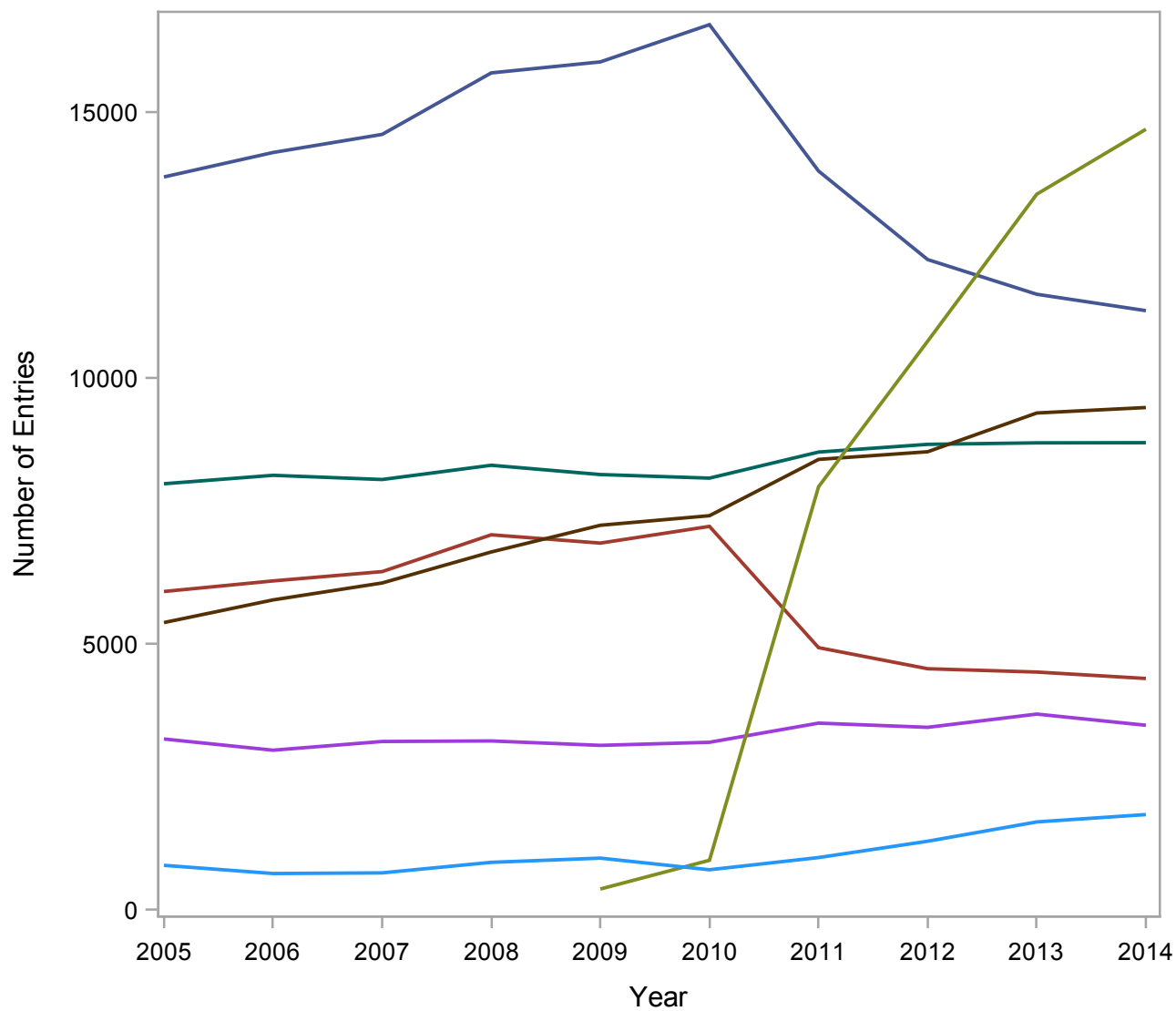
School type	2005	2006	2007	2008	2009	2010	2011	2012	2013	2014
Comprehensive	11011	10928	10538	11265	11266	11387	7895	6488	5747	5095
Grammar	3637	3372	3438	3319	3309	3065	2004	1974	1890	1953
Independent	4356	4469	4461	4514	4457	4125	3763	3777	3417	3503
Sixth Form	5959	6237	6331	6660	6986	6829	6611	6280	6090	5655
FE/Tertiary	3776	3715	3821	4170	4111	4297	4132	3730	3381	3118
Academy	.	.	.	.	267	543	4214	5051	5961	6162
Other	827	712	687	811	874	786	734	855	884	884

### Cumulative percentage at Grade E by school type



## Numbers of GCE A Level entries in CHEMISTRY by school type 2005-2014

School type	2005	2006	2007	2008	2009	2010	2011	2012	2013	2014
Comprehensive	13775	14235	14575	15731	15938	16638	13886	12222	11570	11262
Grammar	5983	6182	6357	7049	6893	7207	4928	4531	4469	4348
Independent	8008	8167	8088	8356	8181	8114	8604	8749	8777	8780
Sixth Form	5399	5825	6143	6726	7228	7408	8466	8610	9338	9441
FE/Tertiary	3211	3000	3164	3174	3091	3149	3509	3430	3679	3469
Academy	.	.	.	.	391	931	7952	10688	13451	14672
Other	836	682	694	892	971	753	982	1289	1652	1790





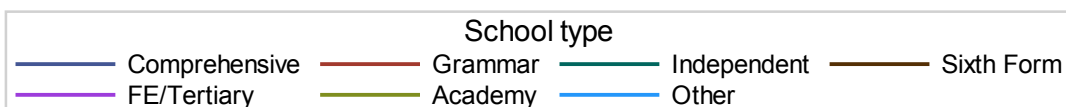
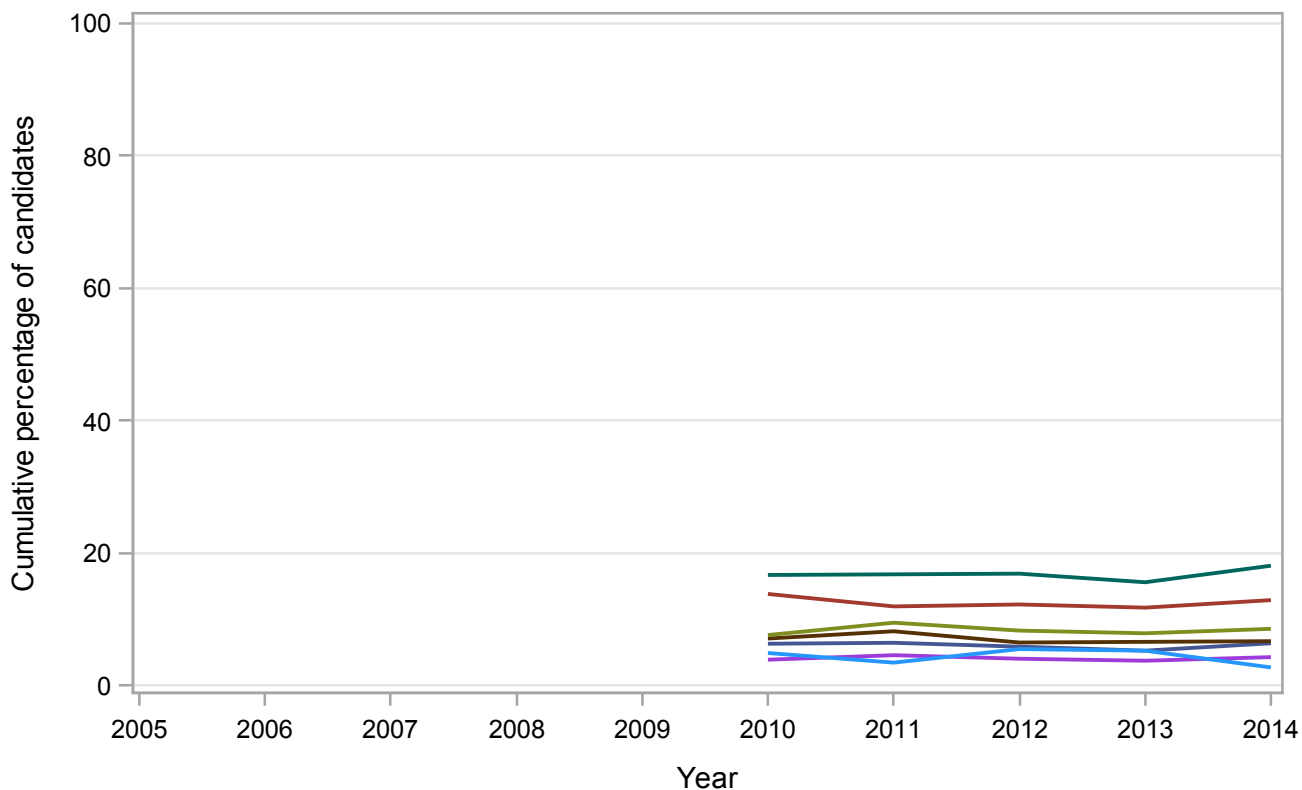
## GCE A Level CHEMISTRY Grade A\* by school type 2005-2014 Cumulative Percentages

School type	2005	2006	2007	2008	2009	2010	2011	2012	2013	2014
Comprehensive	.	.	.	.	.	6.3	6.5	5.9	5.3	6.4
Grammar	.	.	.	.	.	13.8	12.0	12.2	11.8	12.9
Independent	.	.	.	.	.	16.7	16.8	16.9	15.6	18.1
Sixth Form	.	.	.	.	.	7.1	8.2	6.5	6.6	6.7
FE/Tertiary	.	.	.	.	.	3.9	4.6	4.1	3.8	4.3
Academy	.	.	.	.	.	7.6	9.5	8.3	7.9	8.6
Other	.	.	.	.	.	4.9	3.5	5.5	5.3	2.7

### Cumulative Numbers

School type	2005	2006	2007	2008	2009	2010	2011	2012	2013	2014
Comprehensive	.	.	.	.	.	1051	897	718	610	719
Grammar	.	.	.	.	.	997	589	555	526	561
Independent	.	.	.	.	.	1355	1445	1479	1369	1589
Sixth Form	.	.	.	.	.	526	694	560	616	633
FE/Tertiary	.	.	.	.	.	123	161	139	138	149
Academy	.	.	.	.	.	71	755	887	1062	1257
Other	.	.	.	.	.	37	34	71	87	49

### Cumulative percentage at Grade A\* by school type



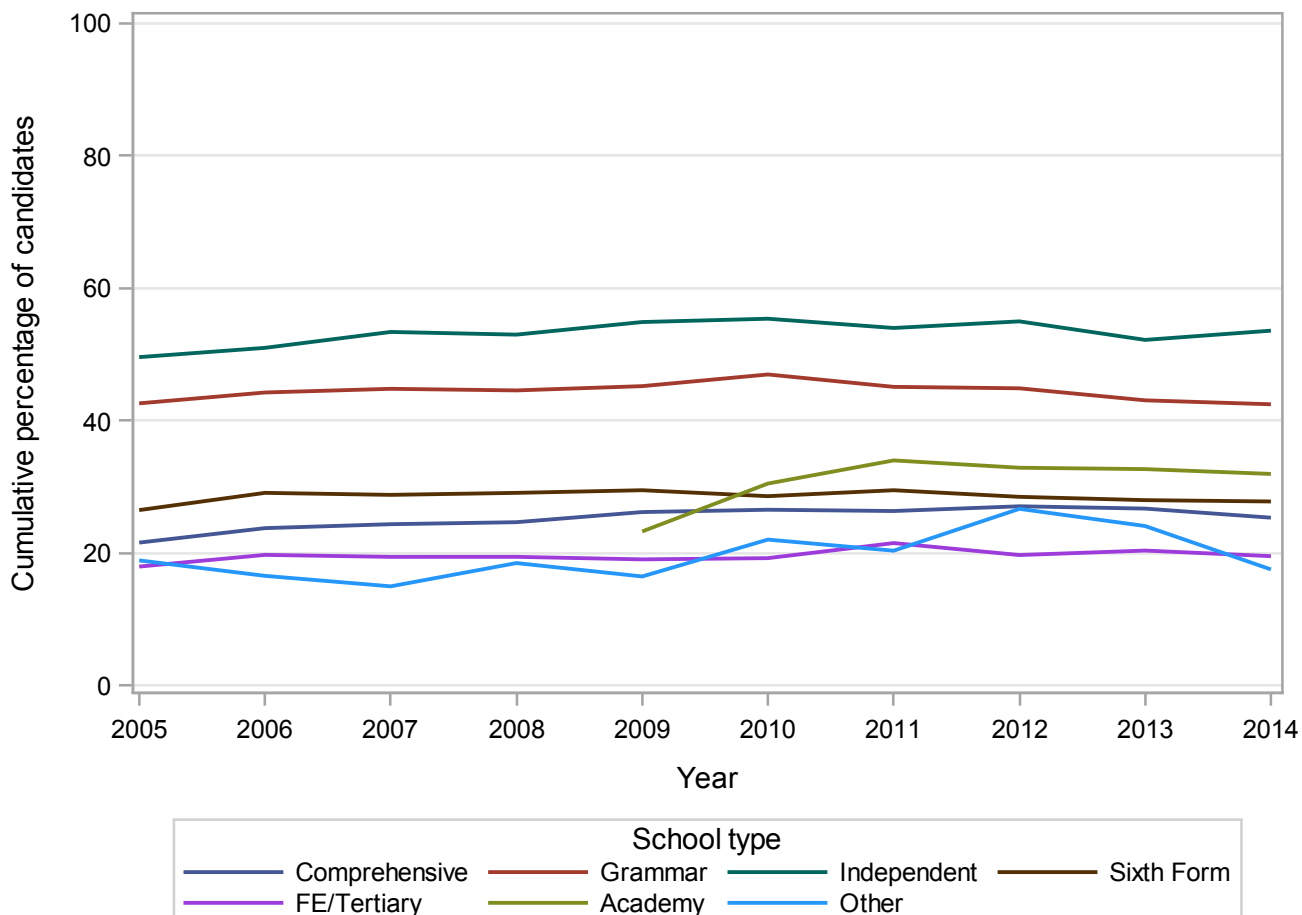
## GCE A Level CHEMISTRY Grade A by school type 2005-2014 Cumulative Percentages

School type	2005	2006	2007	2008	2009	2010	2011	2012	2013	2014
Comprehensive	21.6	23.8	24.4	24.7	26.2	26.6	26.4	27.1	26.7	25.4
Grammar	42.6	44.3	44.8	44.6	45.2	47.0	45.1	44.9	43.1	42.5
Independent	49.6	51.0	53.4	53.0	54.9	55.4	54.0	55.0	52.2	53.6
Sixth Form	26.5	29.1	28.8	29.1	29.5	28.6	29.5	28.5	28.0	27.8
FE/Tertiary	18.0	19.7	19.4	19.4	19.1	19.2	21.5	19.7	20.4	19.5
Academy	.	.	.	.	23.3	30.5	34.0	32.9	32.7	32.0
Other	18.9	16.6	15.0	18.5	16.5	22.0	20.4	26.7	24.1	17.5

### Cumulative Numbers

School type	2005	2006	2007	2008	2009	2010	2011	2012	2013	2014
Comprehensive	2974	3384	3552	3881	4176	4418	3660	3309	3092	2855
Grammar	2550	2736	2849	3142	3117	3386	2223	2034	1925	1847
Independent	3972	4165	4319	4429	4491	4495	4646	4812	4582	4706
Sixth Form	1431	1695	1769	1957	2132	2119	2497	2454	2615	2625
FE/Tertiary	577	592	615	617	589	606	755	676	750	678
Academy	.	.	.	.	91	284	2704	3516	4397	4689
Other	158	113	104	165	160	166	200	344	398	314

### Cumulative percentage at Grade A by school type



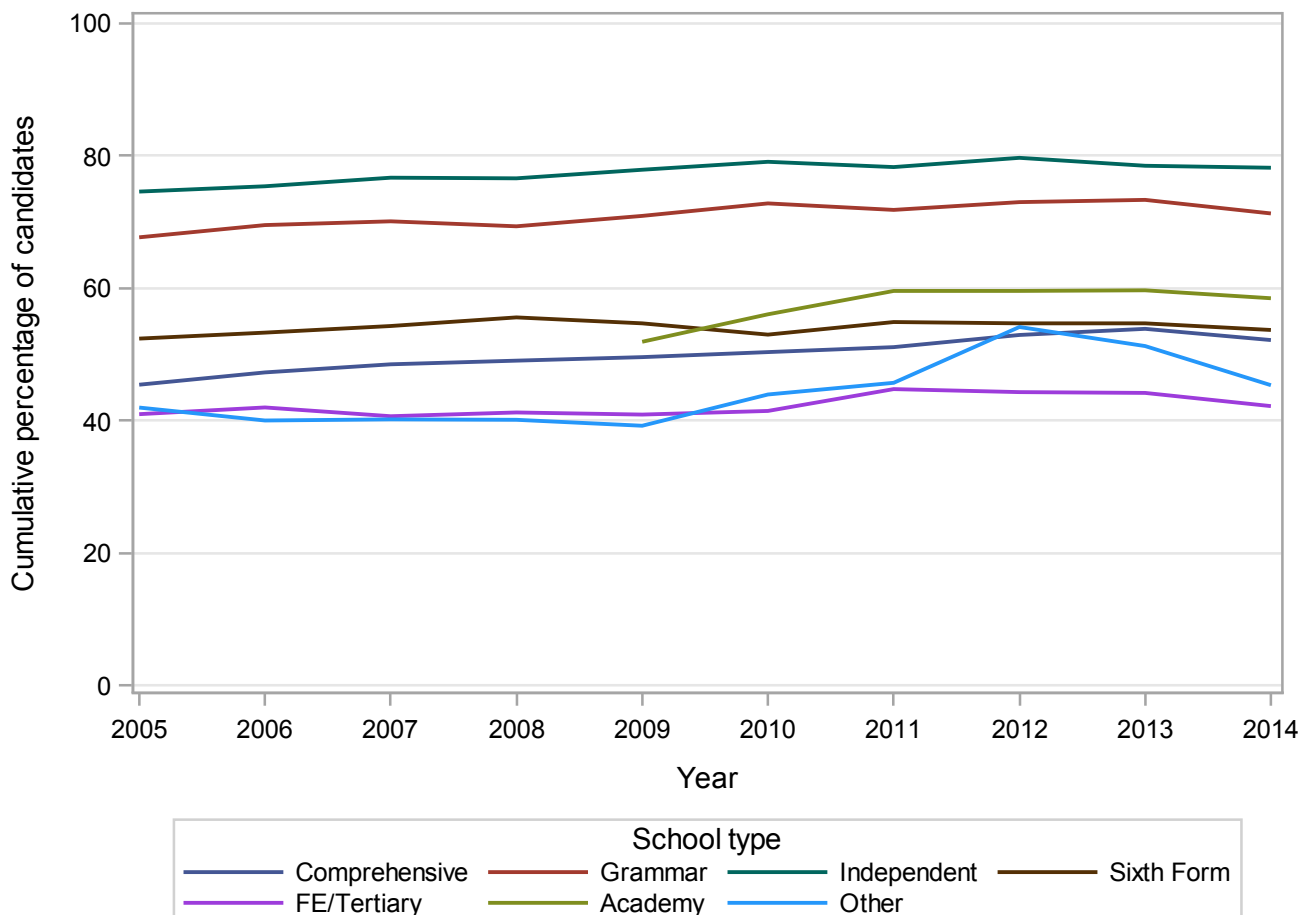
## GCE A Level CHEMISTRY Grade B by school type 2005-2014 Cumulative Percentages

School type	2005	2006	2007	2008	2009	2010	2011	2012	2013	2014
Comprehensive	45.4	47.3	48.5	49.1	49.6	50.4	51.1	52.9	53.9	52.2
Grammar	67.7	69.5	70.1	69.4	70.9	72.8	71.8	73.0	73.3	71.3
Independent	74.6	75.4	76.7	76.6	77.9	79.1	78.3	79.7	78.5	78.2
Sixth Form	52.4	53.3	54.3	55.6	54.7	53.0	54.9	54.7	54.7	53.7
FE/Tertiary	41.0	42.0	40.7	41.2	40.9	41.5	44.8	44.3	44.2	42.2
Academy	.	.	.	.	51.9	56.1	59.6	59.6	59.7	58.5
Other	42.0	40.0	40.2	40.1	39.2	44.0	45.7	54.2	51.3	45.4

### Cumulative Numbers

School type	2005	2006	2007	2008	2009	2010	2011	2012	2013	2014
Comprehensive	6259	6732	7071	7719	7905	8379	7097	6471	6233	5876
Grammar	4050	4299	4457	4889	4889	5248	3540	3308	3278	3100
Independent	5974	6158	6203	6401	6373	6418	6737	6973	6890	6866
Sixth Form	2829	3105	3336	3740	3954	3926	4648	4710	5108	5070
FE/Tertiary	1316	1260	1287	1309	1265	1306	1571	1520	1626	1464
Academy	.	.	.	.	203	522	4739	6370	8029	8582
Other	351	273	279	358	381	331	449	698	847	812

### Cumulative percentage at Grade B by school type



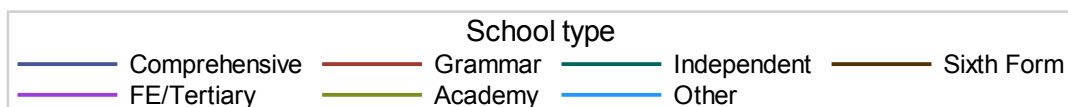
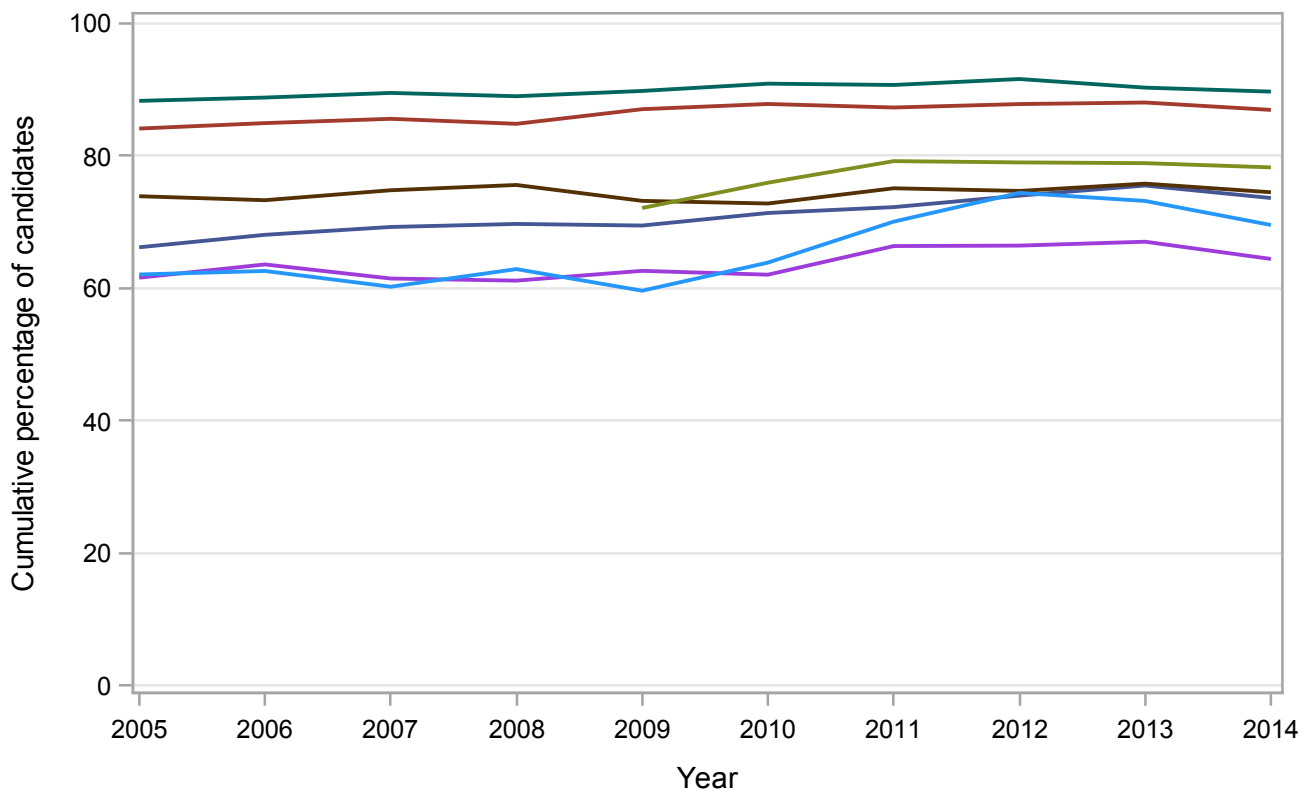
## GCE A Level CHEMISTRY Grade C by school type 2005-2014 Cumulative Percentages

School type	2005	2006	2007	2008	2009	2010	2011	2012	2013	2014
Comprehensive	66.2	68.1	69.3	69.7	69.5	71.4	72.3	74.0	75.5	73.6
Grammar	84.1	84.9	85.6	84.8	87.0	87.8	87.3	87.8	88.1	86.9
Independent	88.3	88.8	89.5	89.0	89.8	90.9	90.7	91.6	90.3	89.7
Sixth Form	73.9	73.3	74.8	75.6	73.2	72.8	75.1	74.7	75.8	74.5
FE/Tertiary	61.6	63.6	61.5	61.2	62.6	62.1	66.4	66.4	67.0	64.4
Academy	.	.	.	.	72.1	75.9	79.2	79.0	78.9	78.3
Other	62.1	62.6	60.2	62.9	59.6	63.9	70.1	74.4	73.2	69.6

### Cumulative Numbers

School type	2005	2006	2007	2008	2009	2010	2011	2012	2013	2014
Comprehensive	9118	9690	10094	10967	11073	11874	10033	9043	8737	8292
Grammar	5033	5251	5441	5980	6000	6330	4302	3979	3935	3780
Independent	7071	7252	7239	7437	7347	7376	7804	8014	7926	7876
Sixth Form	3990	4270	4595	5085	5291	5393	6358	6432	7078	7034
FE/Tertiary	1978	1908	1945	1941	1936	1954	2329	2279	2466	2235
Academy	.	.	.	.	282	707	6298	8444	10612	11482
Other	519	427	418	561	579	481	688	959	1209	1245

### Cumulative percentage at Grade C by school type



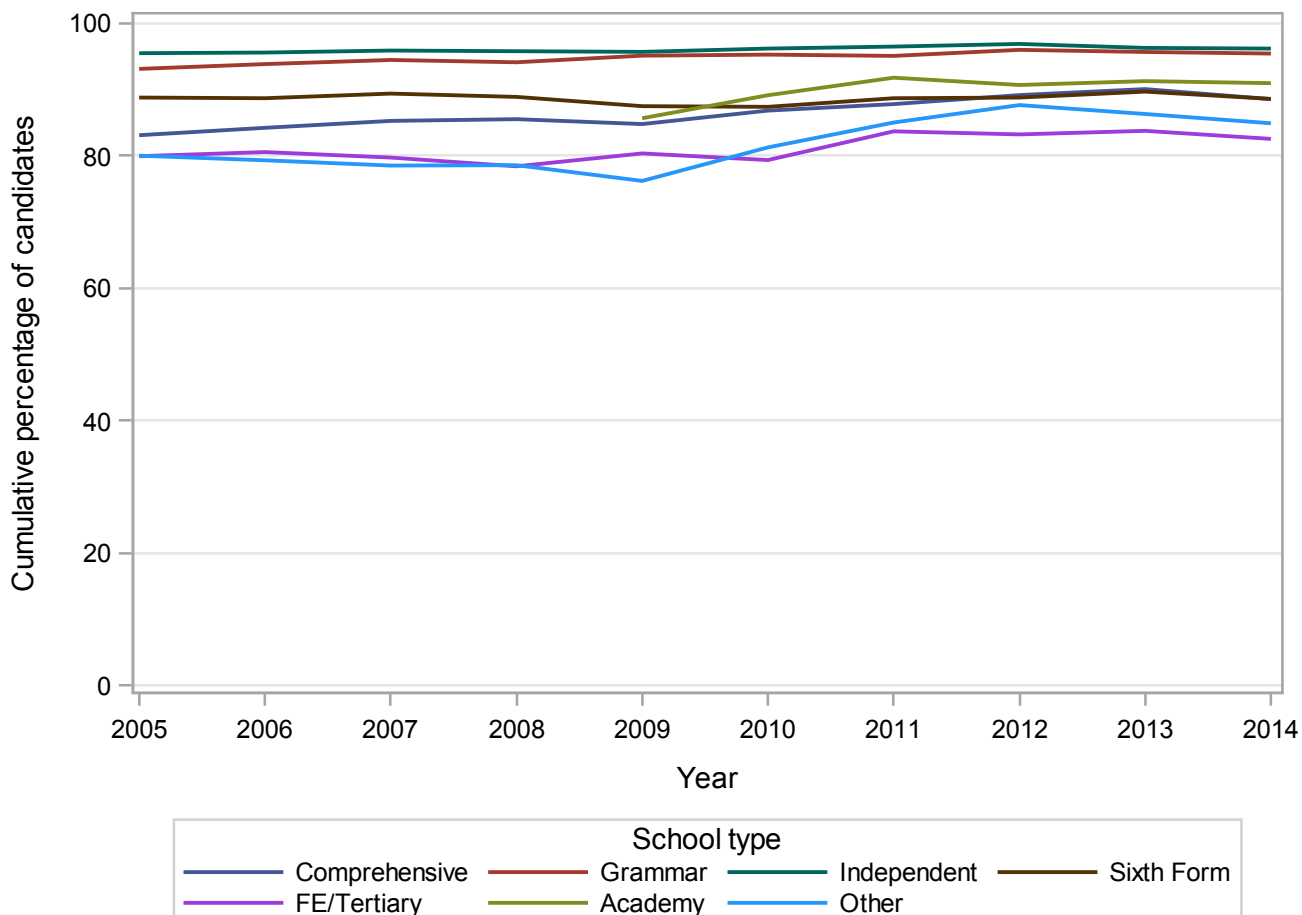
## GCE A Level CHEMISTRY Grade D by school type 2005-2014 Cumulative Percentages

School type	2005	2006	2007	2008	2009	2010	2011	2012	2013	2014
Comprehensive	83.1	84.2	85.3	85.5	84.8	86.8	87.8	89.2	90.1	88.6
Grammar	93.1	93.9	94.5	94.1	95.1	95.3	95.1	96.0	95.7	95.4
Independent	95.5	95.6	95.9	95.8	95.7	96.2	96.5	96.9	96.3	96.2
Sixth Form	88.8	88.7	89.4	88.9	87.5	87.4	88.7	88.8	89.7	88.6
FE/Tertiary	79.9	80.6	79.7	78.4	80.4	79.4	83.7	83.2	83.8	82.6
Academy	.	.	.	.	85.7	89.2	91.8	90.7	91.3	91.0
Other	80.0	79.3	78.5	78.6	76.2	81.3	85.0	87.7	86.3	84.9

### Cumulative Numbers

School type	2005	2006	2007	2008	2009	2010	2011	2012	2013	2014
Comprehensive	11449	11990	12429	13456	13515	14447	12194	10899	10422	9974
Grammar	5572	5802	6006	6635	6557	6867	4686	4350	4276	4150
Independent	7648	7808	7756	8005	7829	7806	8303	8478	8452	8446
Sixth Form	4794	5167	5492	5979	6325	6475	7509	7646	8376	8365
FE/Tertiary	2567	2417	2523	2489	2484	2499	2937	2855	3082	2864
Academy	.	.	.	.	335	830	7300	9694	12278	13348
Other	669	541	545	701	740	612	835	1130	1426	1520

### Cumulative percentage at Grade D by school type



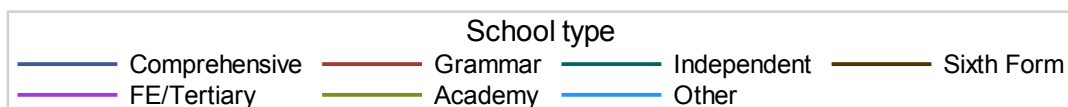
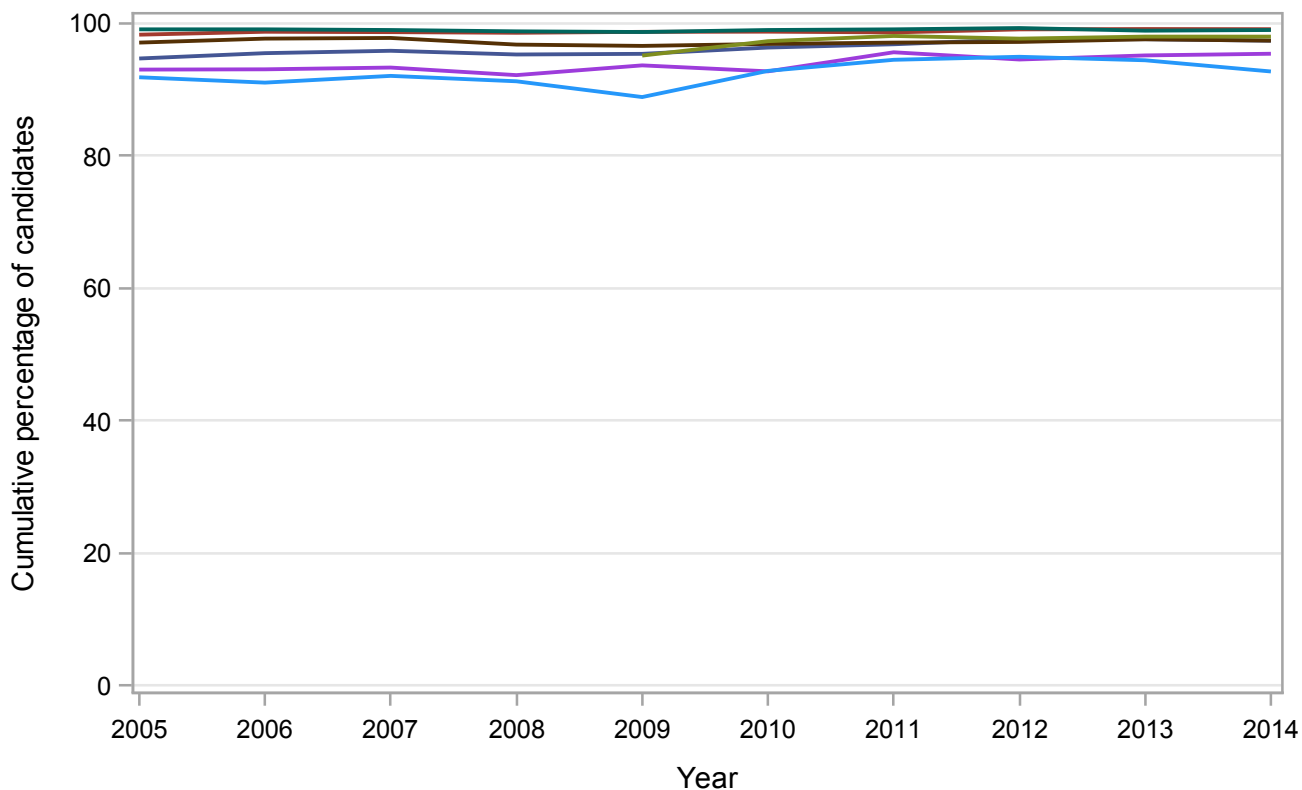
## GCE A Level CHEMISTRY Grade E by school type 2005-2014 Cumulative Percentages

School type	2005	2006	2007	2008	2009	2010	2011	2012	2013	2014
Comprehensive	94.7	95.5	95.9	95.3	95.4	96.4	96.8	97.6	97.6	97.4
Grammar	98.3	98.7	98.7	98.6	98.7	98.8	98.6	99.1	99.1	99.1
Independent	99.1	99.1	99.0	98.8	98.7	99.0	99.1	99.3	98.9	99.0
Sixth Form	97.1	97.7	97.8	96.8	96.6	96.9	97.1	97.2	97.6	97.4
FE/Tertiary	93.0	93.1	93.3	92.2	93.7	92.8	95.6	94.5	95.2	95.4
Academy	.	.	.	.	95.1	97.3	98.1	97.7	98.0	98.0
Other	91.9	91.1	92.1	91.3	88.9	92.8	94.5	95.0	94.4	92.7

### Cumulative Numbers

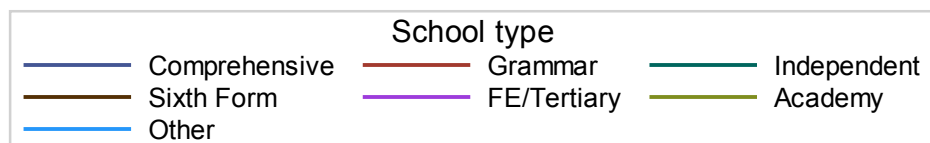
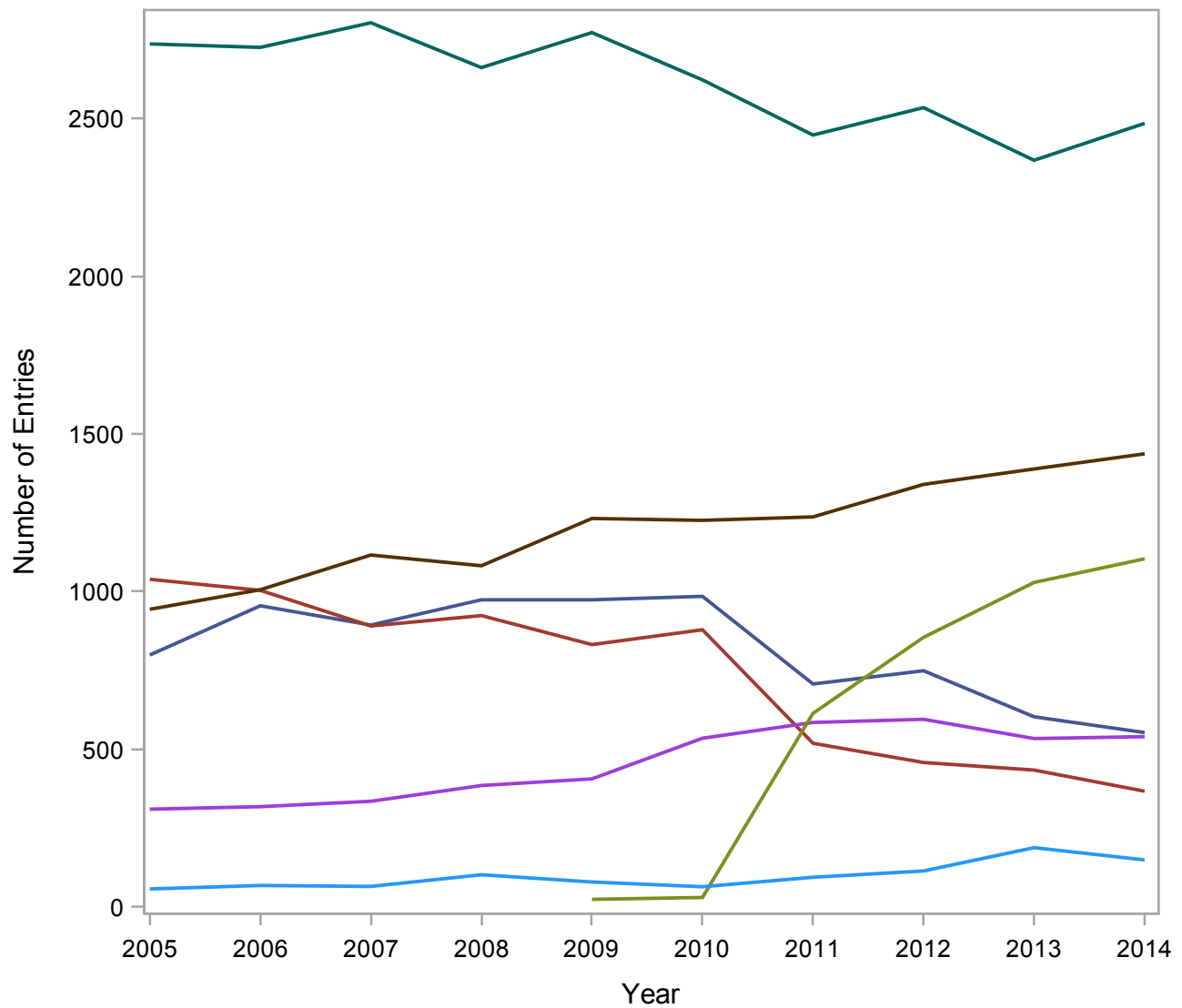
School type	2005	2006	2007	2008	2009	2010	2011	2012	2013	2014
Comprehensive	13045	13595	13972	14992	15205	16031	13448	11927	11294	10968
Grammar	5881	6104	6273	6949	6805	7117	4861	4490	4431	4310
Independent	7936	8093	8007	8256	8075	8033	8527	8688	8680	8692
Sixth Form	5242	5691	6008	6511	6982	7178	8220	8369	9114	9196
FE/Tertiary	2987	2792	2953	2926	2895	2921	3356	3243	3501	3310
Academy	.	.	.	.	372	906	7801	10442	13183	14379
Other	768	621	639	814	863	699	928	1224	1560	1660

### Cumulative percentage at Grade E by school type



## Numbers of GCE A Level entries in CLASSICAL SUBJECTS by school type 2005-2014

School type	2005	2006	2007	2008	2009	2010	2011	2012	2013	2014
Comprehensive	799	955	894	974	974	985	707	749	603	553
Grammar	1039	1004	891	924	832	879	519	458	434	367
Independent	2737	2726	2804	2662	2773	2623	2448	2535	2368	2485
Sixth Form	944	1006	1116	1082	1232	1226	1237	1340	1389	1437
FE/Tertiary	310	318	335	385	406	535	585	595	534	540
Academy	.	.	.	.	24	30	614	855	1029	1104
Other	57	68	65	102	79	64	94	114	188	149



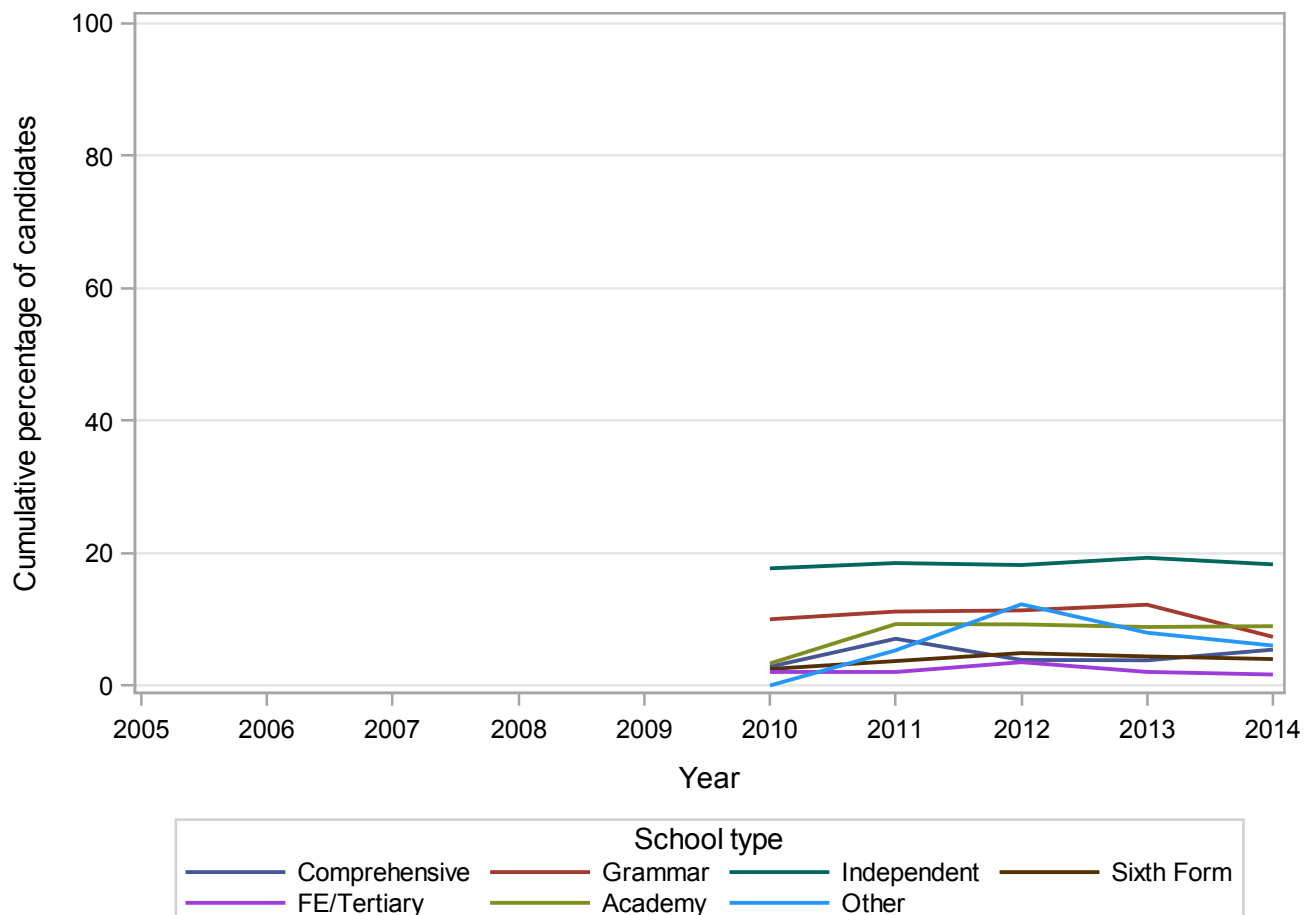
## GCE A Level CLASSICAL SUBJECTS Grade A\* by school type 2005-2014 Cumulative Percentages

School type	2005	2006	2007	2008	2009	2010	2011	2012	2013	2014
Comprehensive	.	.	.	.	.	2.8	7.1	3.9	3.8	5.4
Grammar	.	.	.	.	.	10.0	11.2	11.4	12.2	7.4
Independent	.	.	.	.	.	17.7	18.5	18.2	19.3	18.3
Sixth Form	.	.	.	.	.	2.5	3.7	4.9	4.4	4.0
FE/Tertiary	.	.	.	.	.	2.1	2.1	3.5	2.1	1.7
Academy	.	.	.	.	.	3.3	9.3	9.2	8.8	9.0
Other	.	.	.	.	.	0.0	5.3	12.3	8.0	6.0

### Cumulative Numbers

School type	2005	2006	2007	2008	2009	2010	2011	2012	2013	2014
Comprehensive	.	.	.	.	.	28	50	29	23	30
Grammar	.	.	.	.	.	88	58	52	53	27
Independent	.	.	.	.	.	464	453	461	457	455
Sixth Form	.	.	.	.	.	31	46	66	61	57
FE/Tertiary	.	.	.	.	.	11	12	21	11	9
Academy	.	.	.	.	.	1	57	79	91	99
Other	.	.	.	.	.	0	5	14	15	9

### Cumulative percentage at Grade A\* by school type





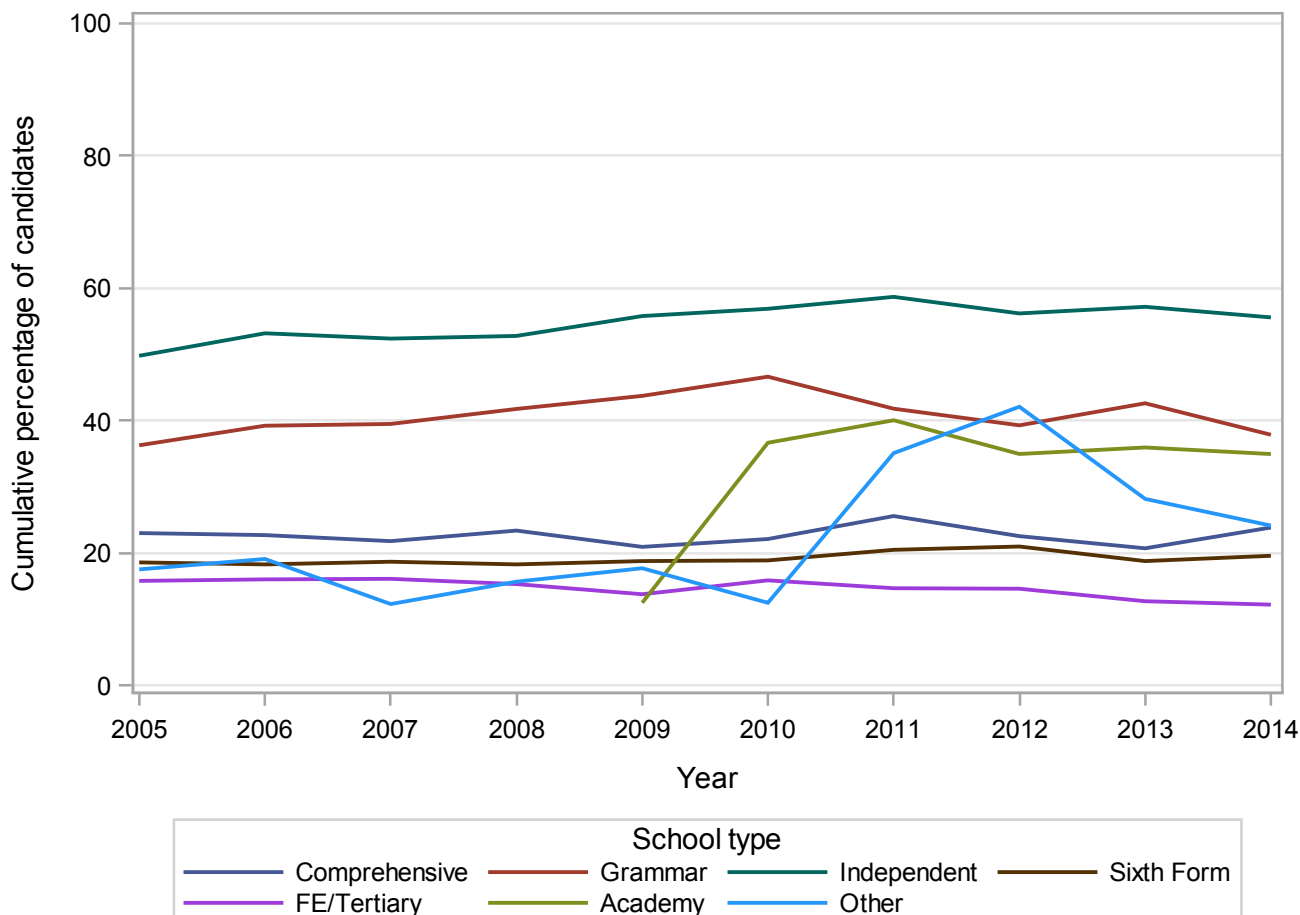
## GCE A Level CLASSICAL SUBJECTS Grade A by school type 2005-2014 Cumulative Percentages

School type	2005	2006	2007	2008	2009	2010	2011	2012	2013	2014
Comprehensive	23.0	22.7	21.8	23.4	20.9	22.1	25.6	22.6	20.7	23.9
Grammar	36.3	39.2	39.5	41.8	43.8	46.6	41.8	39.3	42.6	37.9
Independent	49.8	53.2	52.4	52.8	55.8	56.9	58.7	56.2	57.2	55.6
Sixth Form	18.6	18.3	18.7	18.3	18.8	18.9	20.5	21.0	18.8	19.6
FE/Tertiary	15.8	16.0	16.1	15.3	13.8	15.9	14.7	14.6	12.7	12.2
Academy	.	.	.	.	12.5	36.7	40.1	35.0	36.0	35.0
Other	17.5	19.1	12.3	15.7	17.7	12.5	35.1	42.1	28.2	24.2

### Cumulative Numbers

School type	2005	2006	2007	2008	2009	2010	2011	2012	2013	2014
Comprehensive	184	217	195	228	204	218	181	169	125	132
Grammar	377	394	352	386	364	410	217	180	185	139
Independent	1363	1450	1469	1406	1547	1492	1437	1425	1354	1382
Sixth Form	176	184	209	198	232	232	254	281	261	282
FE/Tertiary	49	51	54	59	56	85	86	87	68	66
Academy	.	.	.	.	3	11	246	299	370	386
Other	10	13	8	16	14	8	33	48	53	36

### Cumulative percentage at Grade A by school type



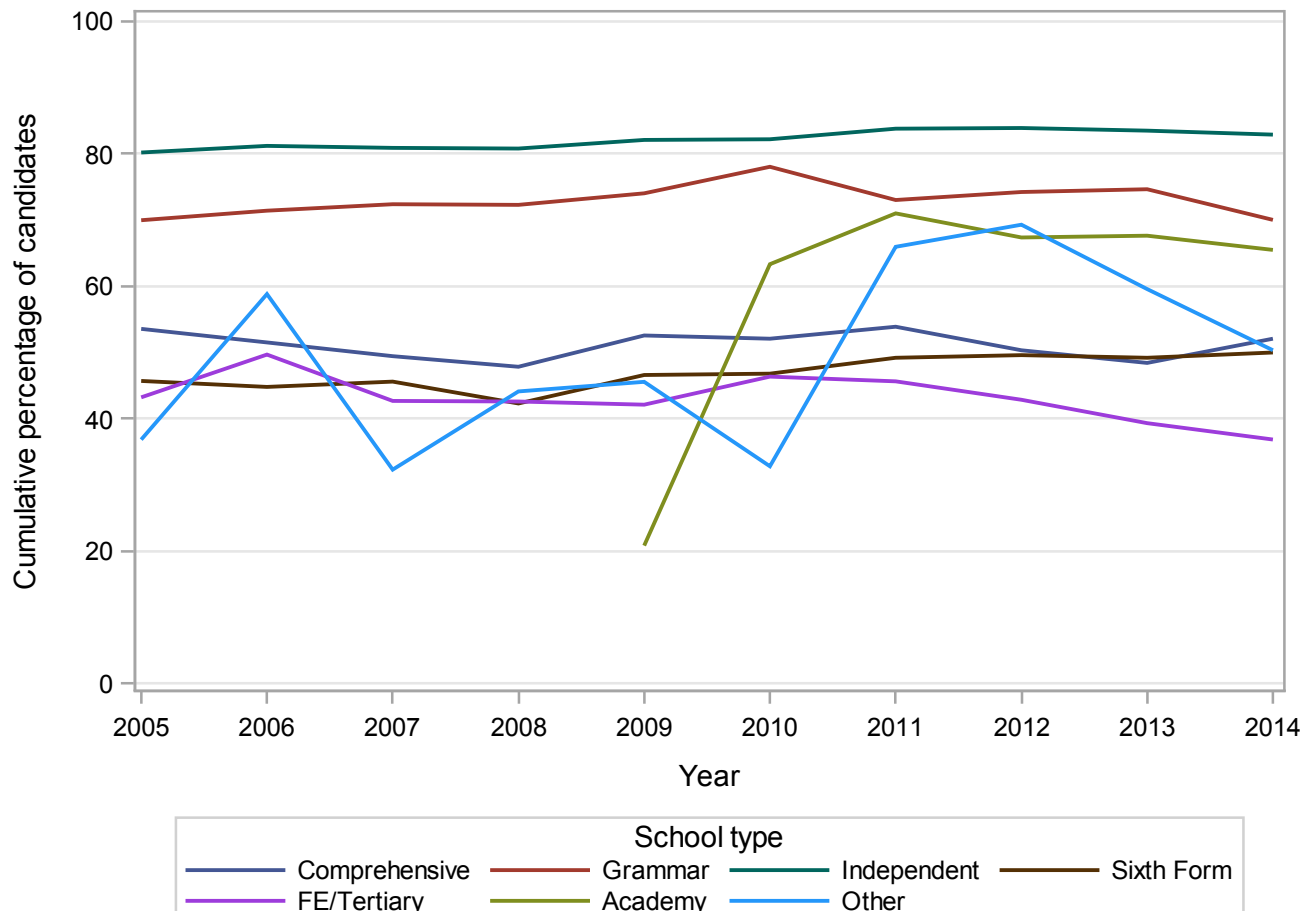
## GCE A Level CLASSICAL SUBJECTS Grade B by school type 2005-2014 Cumulative Percentages

School type	2005	2006	2007	2008	2009	2010	2011	2012	2013	2014
Comprehensive	53.6	51.5	49.4	47.8	52.6	52.1	53.9	50.3	48.4	52.1
Grammar	70.0	71.4	72.4	72.3	74.0	78.0	73.0	74.2	74.7	70.0
Independent	80.2	81.2	80.9	80.8	82.1	82.2	83.8	83.9	83.5	82.9
Sixth Form	45.7	44.8	45.6	42.3	46.6	46.8	49.2	49.6	49.2	50.0
FE/Tertiary	43.2	49.7	42.7	42.6	42.1	46.4	45.6	42.9	39.3	36.9
Academy	.	.	.	.	20.8	63.3	71.0	67.4	67.6	65.5
Other	36.8	58.8	32.3	44.1	45.6	32.8	66.0	69.3	59.6	50.3

### Cumulative Numbers

School type	2005	2006	2007	2008	2009	2010	2011	2012	2013	2014
Comprehensive	428	492	442	466	512	513	381	377	292	288
Grammar	727	717	645	668	616	686	379	340	324	257
Independent	2195	2214	2268	2151	2277	2156	2051	2127	1977	2060
Sixth Form	431	451	509	458	574	574	609	665	683	719
FE/Tertiary	134	158	143	164	171	248	267	255	210	199
Academy	.	.	.	.	5	19	436	576	696	723
Other	21	40	21	45	36	21	62	79	112	75

### Cumulative percentage at Grade B by school type



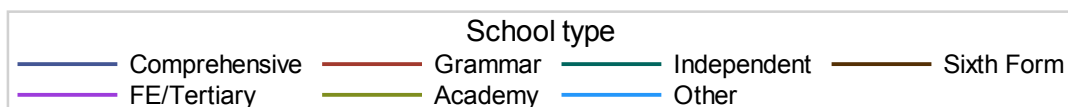
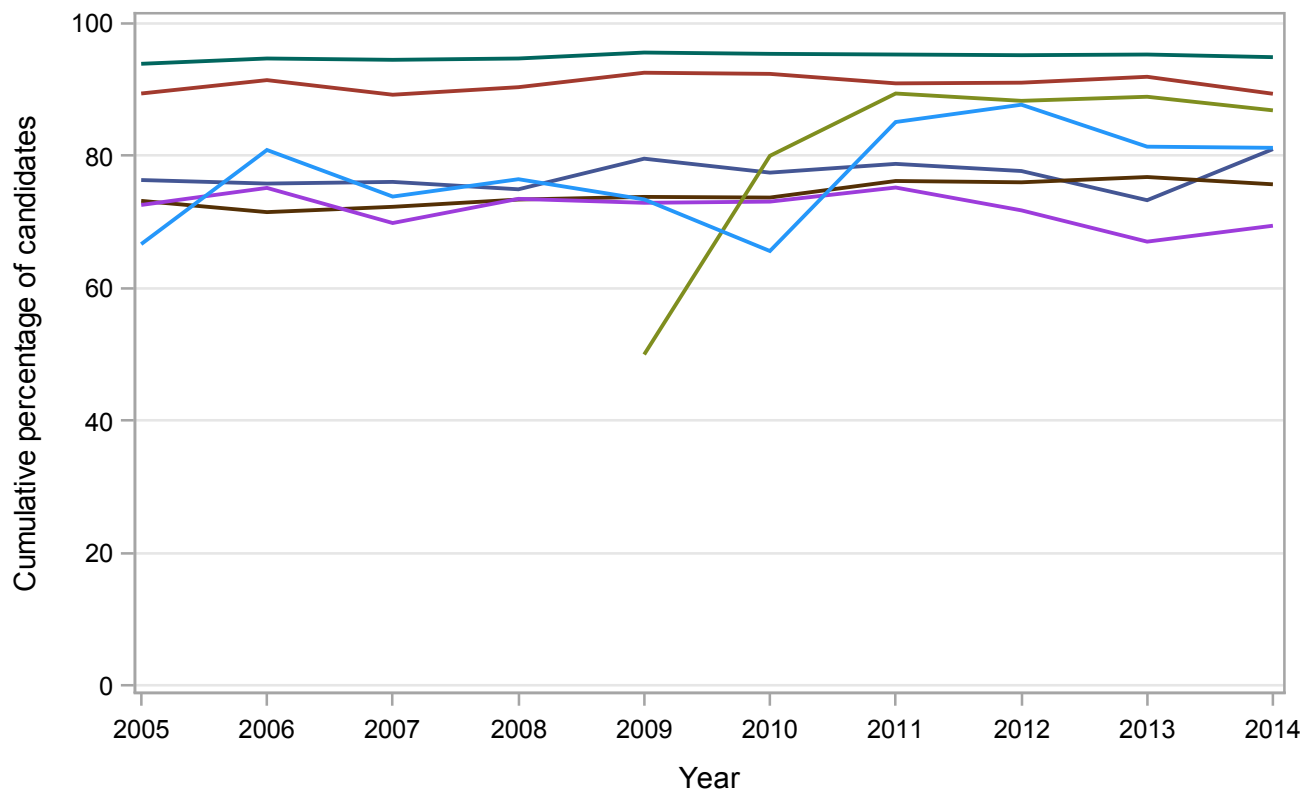
## GCE A Level CLASSICAL SUBJECTS Grade C by school type 2005-2014 Cumulative Percentages

School type	2005	2006	2007	2008	2009	2010	2011	2012	2013	2014
Comprehensive	76.3	75.8	76.1	74.9	79.6	77.5	78.8	77.7	73.3	81.0
Grammar	89.4	91.4	89.2	90.4	92.5	92.4	90.9	91.0	91.9	89.4
Independent	93.9	94.7	94.5	94.7	95.6	95.4	95.3	95.2	95.3	94.9
Sixth Form	73.2	71.5	72.3	73.4	73.8	73.7	76.2	76.0	76.8	75.7
FE/Tertiary	72.6	75.2	69.9	73.5	72.9	73.1	75.2	71.8	67.0	69.4
Academy	.	.	.	.	50.0	80.0	89.4	88.3	88.9	86.9
Other	66.7	80.9	73.8	76.5	73.4	65.6	85.1	87.7	81.4	81.2

### Cumulative Numbers

School type	2005	2006	2007	2008	2009	2010	2011	2012	2013	2014
Comprehensive	610	724	680	730	775	763	557	582	442	448
Grammar	929	918	795	835	770	812	472	417	399	328
Independent	2570	2582	2650	2521	2651	2502	2333	2413	2257	2358
Sixth Form	691	719	807	794	909	904	943	1018	1067	1088
FE/Tertiary	225	239	234	283	296	391	440	427	358	375
Academy	.	.	.	.	12	24	549	755	915	959
Other	38	55	48	78	58	42	80	100	153	121

### Cumulative percentage at Grade C by school type



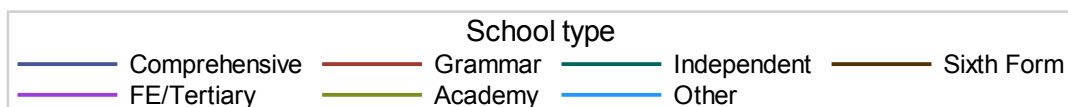
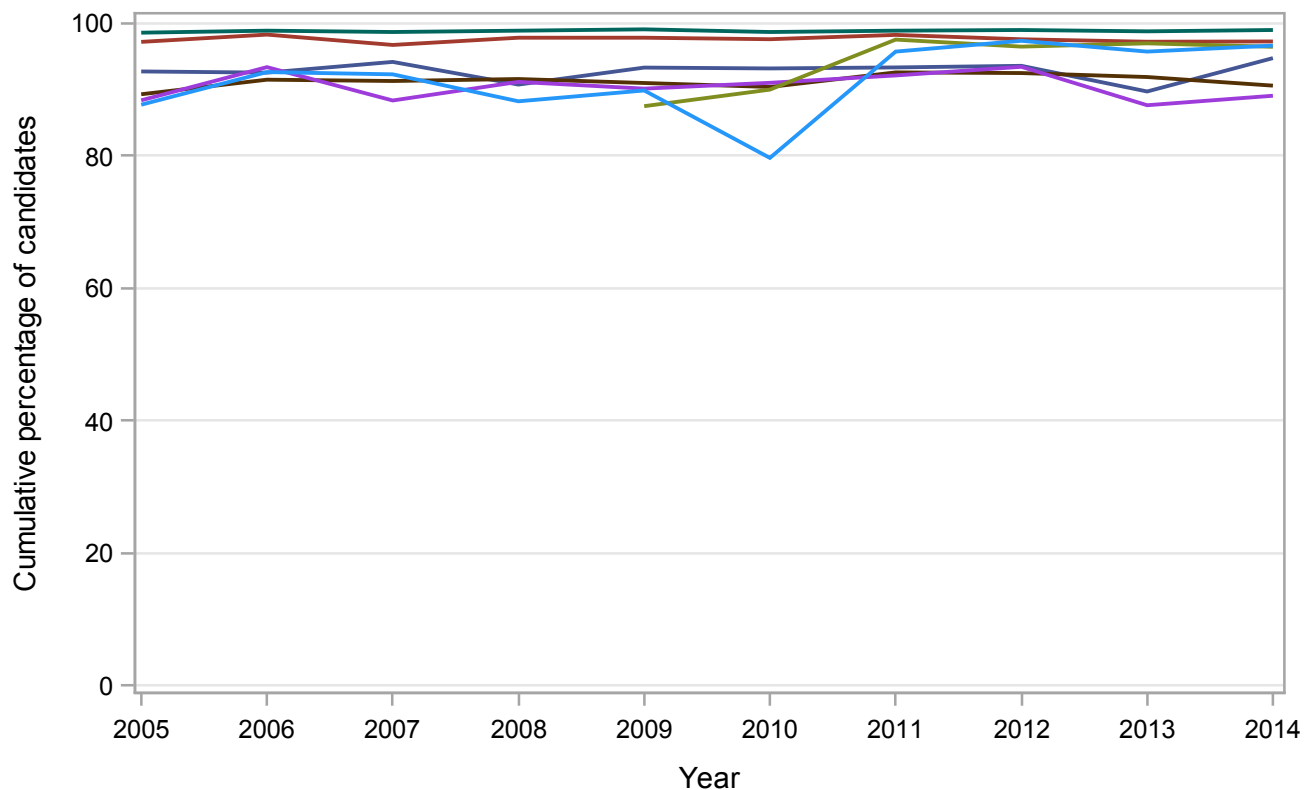
## GCE A Level CLASSICAL SUBJECTS Grade D by school type 2005-2014 Cumulative Percentages

School type	2005	2006	2007	2008	2009	2010	2011	2012	2013	2014
Comprehensive	92.7	92.6	94.2	90.8	93.3	93.2	93.4	93.6	89.7	94.8
Grammar	97.2	98.3	96.7	97.8	97.8	97.6	98.3	97.6	97.2	97.3
Independent	98.6	98.9	98.7	98.9	99.1	98.7	98.9	99.0	98.8	99.0
Sixth Form	89.3	91.5	91.3	91.6	91.0	90.4	92.6	92.5	91.9	90.6
FE/Tertiary	88.4	93.4	88.4	91.2	90.1	91.0	92.1	93.4	87.6	89.1
Academy	.	.	.	.	87.5	90.0	97.6	96.5	97.0	96.5
Other	87.7	92.6	92.3	88.2	89.9	79.7	95.7	97.4	95.7	96.6

### Cumulative Numbers

School type	2005	2006	2007	2008	2009	2010	2011	2012	2013	2014
Comprehensive	741	884	842	884	909	918	660	701	541	524
Grammar	1010	987	862	904	814	858	510	447	422	357
Independent	2699	2696	2768	2633	2748	2589	2421	2510	2340	2460
Sixth Form	843	920	1019	991	1121	1108	1145	1240	1276	1302
FE/Tertiary	274	297	296	351	366	487	539	556	468	481
Academy	.	.	.	.	21	27	599	825	998	1065
Other	50	63	60	90	71	51	90	111	180	144

### Cumulative percentage at Grade D by school type



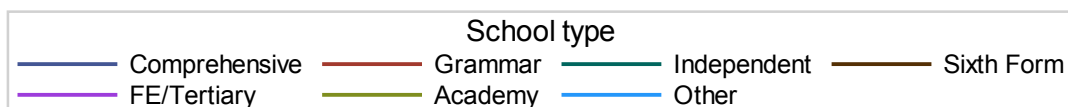
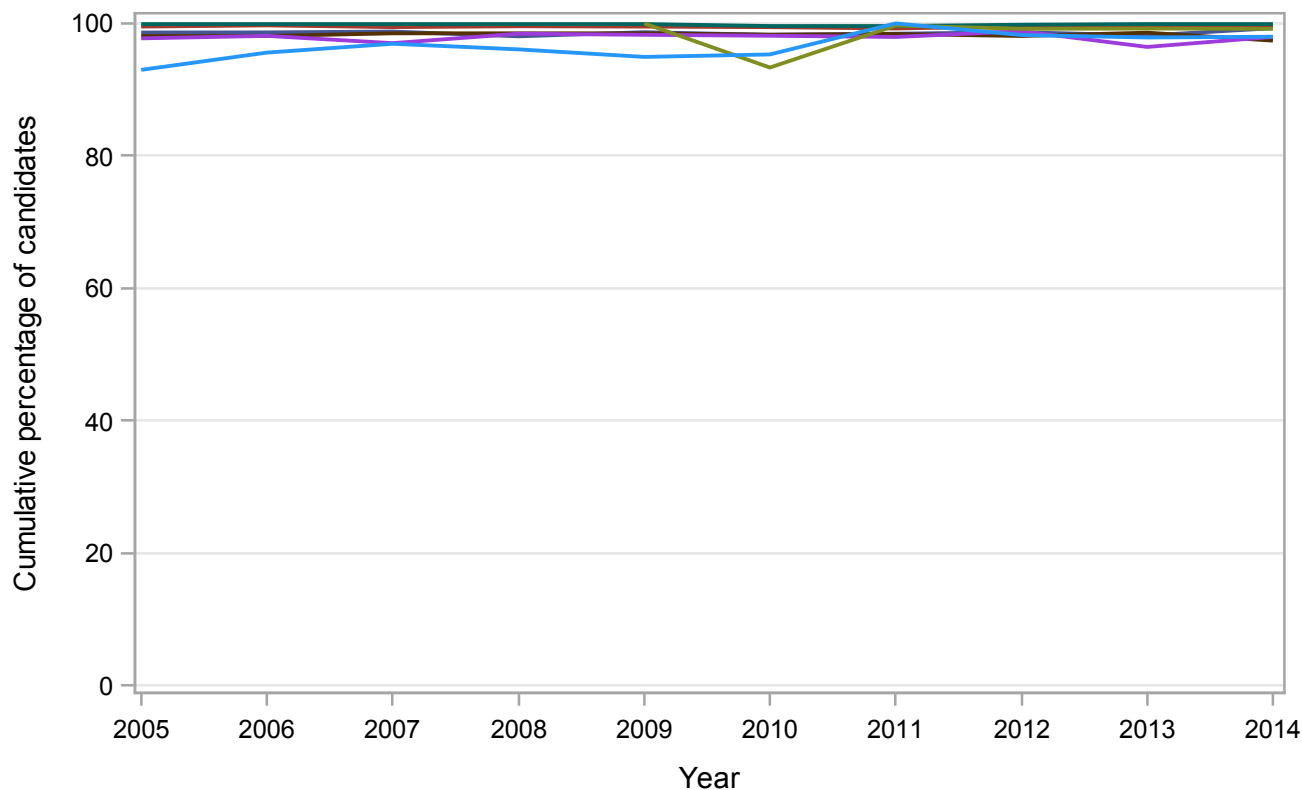
## GCE A Level CLASSICAL SUBJECTS Grade E by school type 2005-2014 Cumulative Percentages

School type	2005	2006	2007	2008	2009	2010	2011	2012	2013	2014
Comprehensive	98.6	98.6	98.8	98.0	98.7	98.3	98.4	98.7	98.2	99.3
Grammar	99.5	99.7	99.4	99.6	99.5	99.4	99.2	99.6	99.3	99.7
Independent	99.9	99.9	99.9	99.9	99.9	99.6	99.6	99.8	99.9	99.9
Sixth Form	98.1	98.1	98.5	98.5	98.5	98.3	98.4	98.1	98.6	97.4
FE/Tertiary	97.7	98.1	97.0	98.4	98.3	98.1	97.9	98.8	96.4	98.0
Academy	.	.	.	.	100.0	93.3	99.7	99.2	99.2	99.2
Other	93.0	95.6	96.9	96.1	94.9	95.3	100.0	98.2	97.9	98.0

### Cumulative Numbers

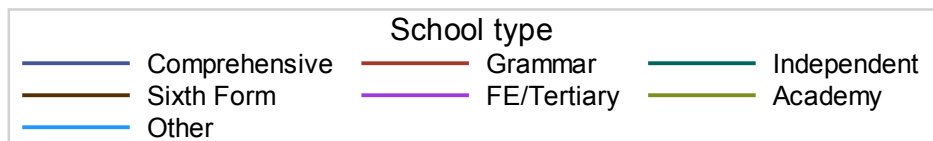
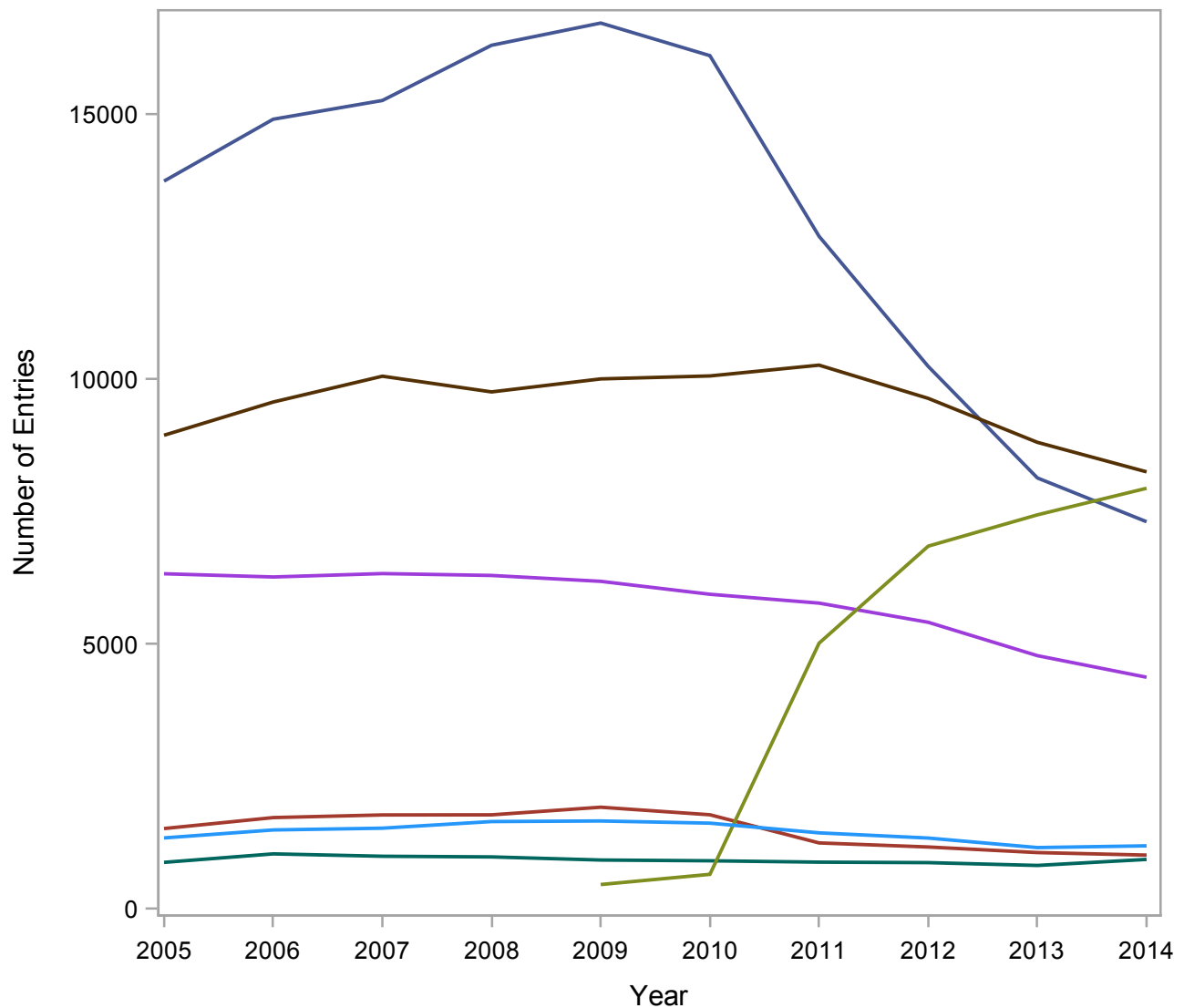
School type	2005	2006	2007	2008	2009	2010	2011	2012	2013	2014
Comprehensive	788	942	883	955	961	968	696	739	592	549
Grammar	1034	1001	886	920	828	874	515	456	431	366
Independent	2734	2723	2801	2659	2770	2613	2438	2530	2366	2483
Sixth Form	926	987	1099	1066	1214	1205	1217	1315	1370	1400
FE/Tertiary	303	312	325	379	399	525	573	588	515	529
Academy	.	.	.	.	24	28	612	848	1021	1095
Other	53	65	63	98	75	61	94	112	184	146

### Cumulative percentage at Grade E by school type



## Numbers of GCE A Level entries in COMMUNICATION STUDIES by school type 2005-2014

School type	2005	2006	2007	2008	2009	2010	2011	2012	2013	2014
Comprehensive	13733	14901	15255	16297	16716	16101	12692	10236	8131	7305
Grammar	1514	1721	1771	1773	1917	1774	1243	1166	1061	1013
Independent	876	1036	991	979	920	906	880	871	818	932
Sixth Form	8937	9564	10051	9755	10000	10056	10260	9633	8803	8246
FE/Tertiary	6323	6262	6326	6291	6180	5936	5769	5407	4777	4370
Academy	.	.	.	.	458	650	5012	6844	7435	7936
Other	1337	1488	1521	1646	1657	1616	1433	1335	1155	1188



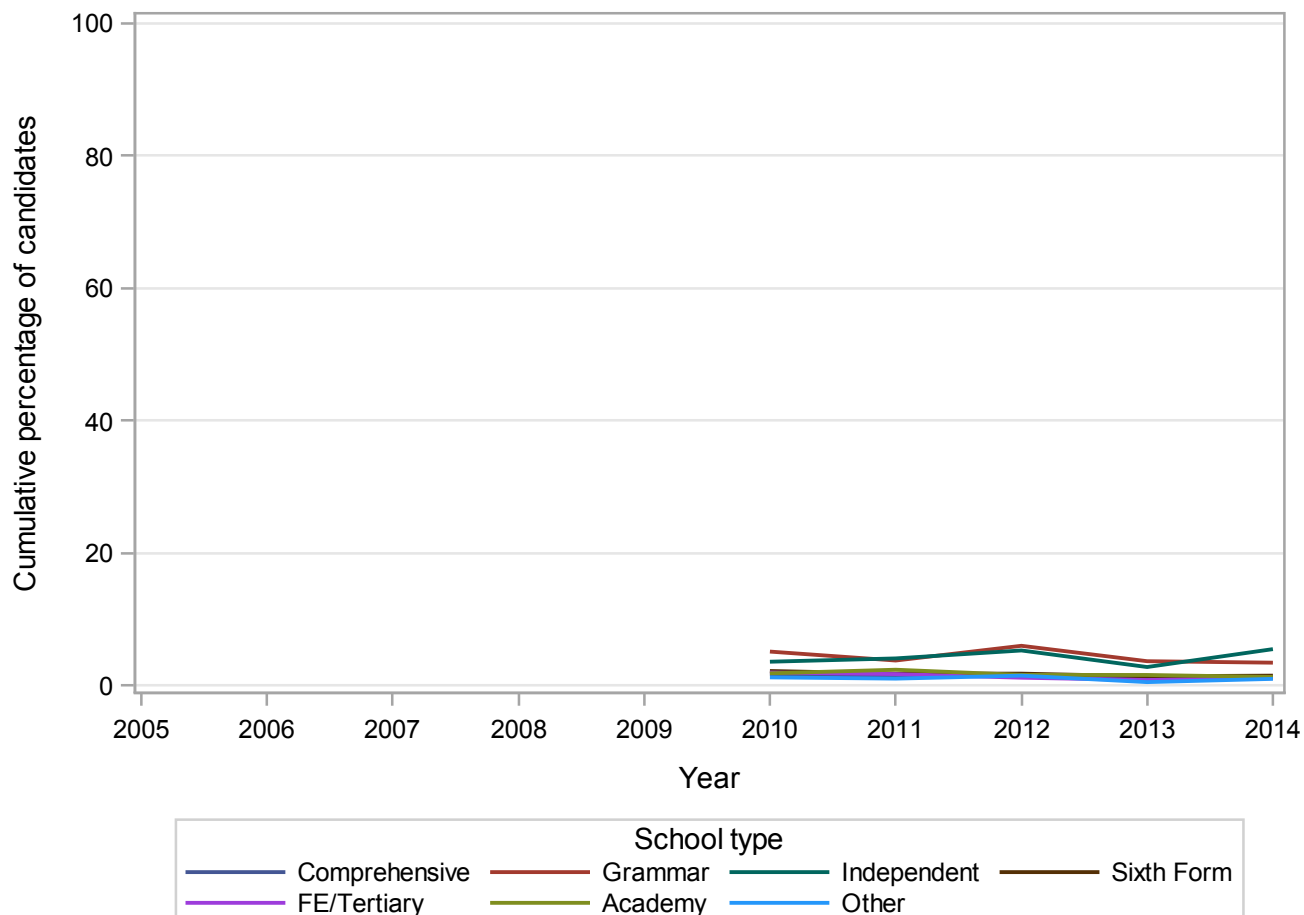
## GCE A Level COMMUNICATION STUDIES Grade A\* by school type 2005-2014 Cumulative Percentages

School type	2005	2006	2007	2008	2009	2010	2011	2012	2013	2014
Comprehensive	.	.	.	.	.	1.7	1.5	1.5	1.2	1.3
Grammar	.	.	.	.	.	5.1	3.8	6.0	3.7	3.5
Independent	.	.	.	.	.	3.6	4.1	5.3	2.8	5.5
Sixth Form	.	.	.	.	.	2.2	1.8	1.8	1.4	1.5
FE/Tertiary	.	.	.	.	.	2.0	1.7	1.2	0.8	1.1
Academy	.	.	.	.	.	1.8	2.4	1.6	1.6	1.3
Other	.	.	.	.	.	1.2	1.0	1.5	0.5	1.0

### Cumulative Numbers

School type	2005	2006	2007	2008	2009	2010	2011	2012	2013	2014
Comprehensive	.	.	.	.	.	278	188	158	100	94
Grammar	.	.	.	.	.	91	47	70	39	35
Independent	.	.	.	.	.	33	36	46	23	51
Sixth Form	.	.	.	.	.	221	185	173	123	124
FE/Tertiary	.	.	.	.	.	117	100	64	40	49
Academy	.	.	.	.	.	12	120	110	119	103
Other	.	.	.	.	.	20	15	20	6	12

**Cumulative percentage at Grade A\* by school type**



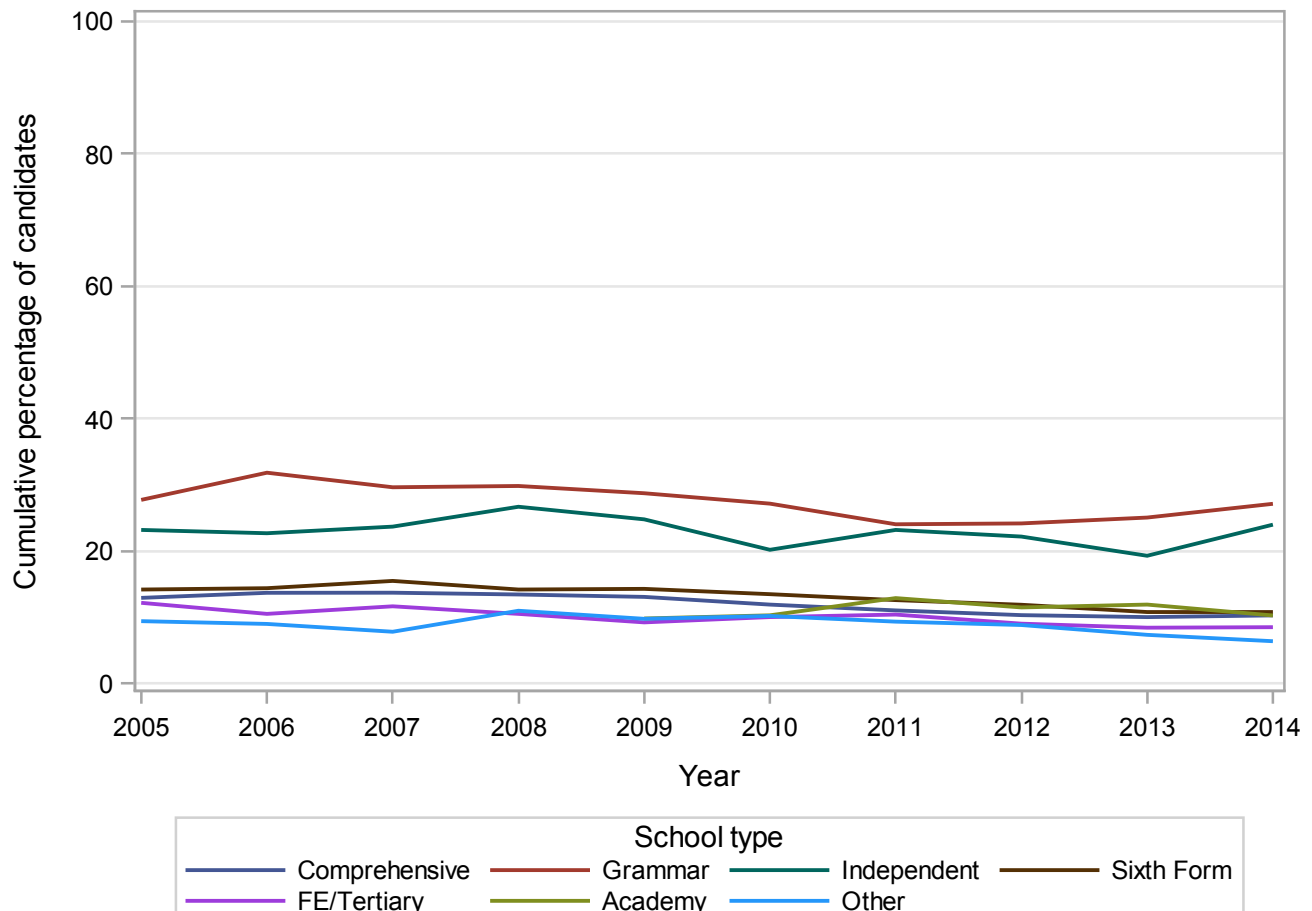
## GCE A Level COMMUNICATION STUDIES Grade A by school type 2005-2014 Cumulative Percentages

School type	2005	2006	2007	2008	2009	2010	2011	2012	2013	2014
Comprehensive	12.9	13.7	13.7	13.5	13.1	11.9	11.0	10.3	10.0	10.3
Grammar	27.7	31.8	29.6	29.8	28.7	27.2	24.1	24.2	25.1	27.1
Independent	23.2	22.7	23.7	26.7	24.8	20.2	23.2	22.2	19.3	24.0
Sixth Form	14.2	14.4	15.5	14.2	14.3	13.5	12.6	11.9	10.8	10.8
FE/Tertiary	12.2	10.5	11.7	10.5	9.2	10.0	10.4	9.0	8.4	8.5
Academy	.	.	.	.	9.8	10.3	12.9	11.5	11.9	10.3
Other	9.4	9.0	7.8	11.0	9.8	10.2	9.4	8.8	7.4	6.4

### Cumulative Numbers

School type	2005	2006	2007	2008	2009	2010	2011	2012	2013	2014
Comprehensive	1777	2042	2093	2192	2188	1920	1402	1058	816	752
Grammar	420	548	525	529	551	482	299	282	266	275
Independent	203	235	235	261	228	183	204	193	158	224
Sixth Form	1269	1377	1558	1385	1430	1358	1293	1146	951	891
FE/Tertiary	771	659	738	662	571	596	601	489	403	372
Academy	.	.	.	.	45	67	647	787	887	816
Other	126	134	119	181	162	165	134	118	85	76

### Cumulative percentage at Grade A by school type





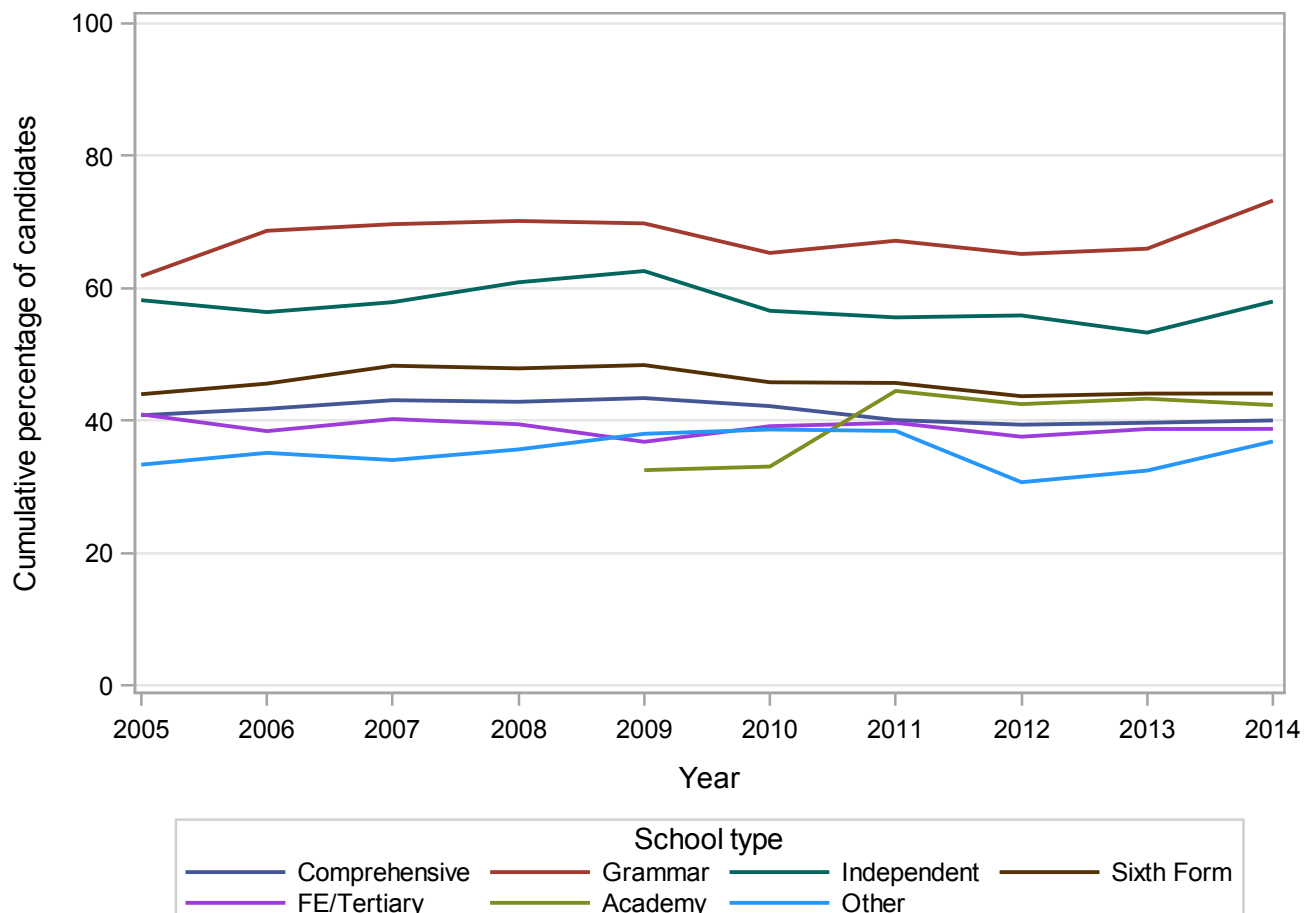
## GCE A Level COMMUNICATION STUDIES Grade B by school type 2005-2014 Cumulative Percentages

School type	2005	2006	2007	2008	2009	2010	2011	2012	2013	2014
Comprehensive	40.8	41.8	43.1	42.9	43.4	42.2	40.1	39.4	39.7	40.0
Grammar	61.8	68.7	69.7	70.2	69.8	65.3	67.2	65.2	66.0	73.2
Independent	58.2	56.4	57.9	60.9	62.6	56.6	55.6	55.9	53.3	58.0
Sixth Form	44.0	45.6	48.3	47.9	48.4	45.8	45.7	43.7	44.1	44.1
FE/Tertiary	40.9	38.4	40.2	39.5	36.8	39.2	39.7	37.6	38.7	38.8
Academy	.	.	.	.	32.5	33.1	44.5	42.5	43.3	42.4
Other	33.4	35.1	34.1	35.7	38.0	38.7	38.5	30.7	32.5	36.9

### Cumulative Numbers

School type	2005	2006	2007	2008	2009	2010	2011	2012	2013	2014
Comprehensive	5606	6228	6574	6984	7258	6795	5089	4033	3227	2925
Grammar	936	1182	1234	1244	1338	1159	835	760	700	742
Independent	510	584	574	596	576	513	489	487	436	541
Sixth Form	3932	4361	4855	4673	4840	4606	4689	4210	3882	3636
FE/Tertiary	2589	2406	2546	2483	2275	2325	2289	2032	1851	1694
Academy	.	.	.	.	149	215	2230	2909	3221	3362
Other	446	523	518	587	630	625	551	410	375	438

### Cumulative percentage at Grade B by school type



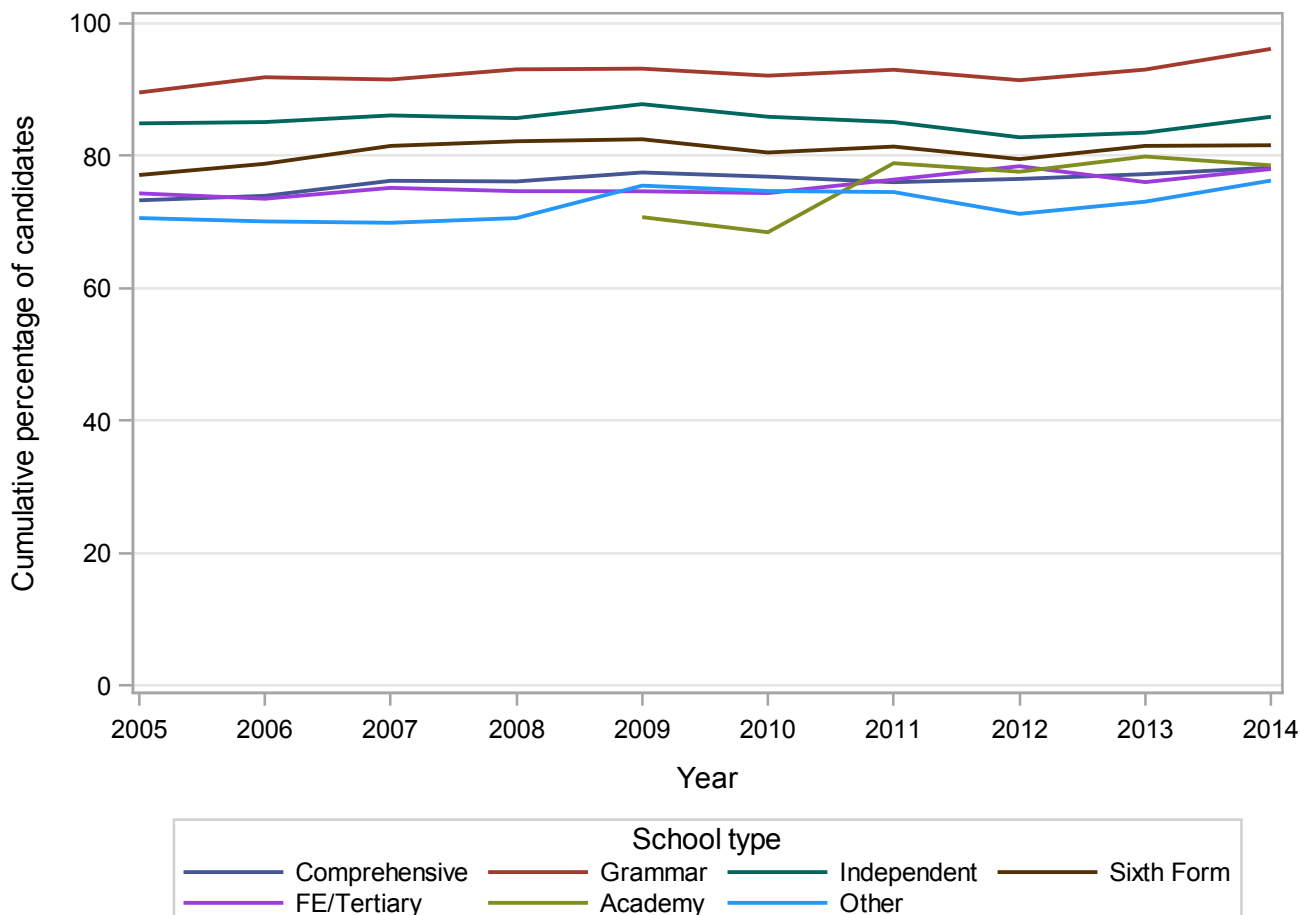
## GCE A Level COMMUNICATION STUDIES Grade C by school type 2005-2014 Cumulative Percentages

School type	2005	2006	2007	2008	2009	2010	2011	2012	2013	2014
Comprehensive	73.3	74.0	76.2	76.1	77.5	76.9	76.0	76.5	77.2	78.2
Grammar	89.6	91.9	91.5	93.1	93.2	92.1	93.0	91.4	93.0	96.2
Independent	84.9	85.1	86.1	85.7	87.8	85.9	85.1	82.8	83.5	85.9
Sixth Form	77.1	78.8	81.5	82.2	82.5	80.5	81.4	79.5	81.5	81.6
FE/Tertiary	74.3	73.5	75.2	74.7	74.6	74.4	76.4	78.4	76.0	78.0
Academy	.	.	.	.	70.7	68.5	78.9	77.6	79.9	78.6
Other	70.6	70.1	69.9	70.6	75.5	74.7	74.5	71.2	73.1	76.3

### Cumulative Numbers

School type	2005	2006	2007	2008	2009	2010	2011	2012	2013	2014
Comprehensive	10064	11021	11629	12407	12953	12374	9648	7832	6280	5714
Grammar	1356	1581	1621	1650	1786	1634	1156	1066	987	974
Independent	744	882	853	839	808	778	749	721	683	801
Sixth Form	6890	7536	8192	8019	8250	8095	8352	7658	7174	6729
FE/Tertiary	4700	4604	4755	4697	4613	4415	4408	4241	3632	3409
Academy	.	.	.	.	324	445	3954	5311	5940	6235
Other	944	1043	1063	1162	1251	1207	1068	951	844	906

### Cumulative percentage at Grade C by school type



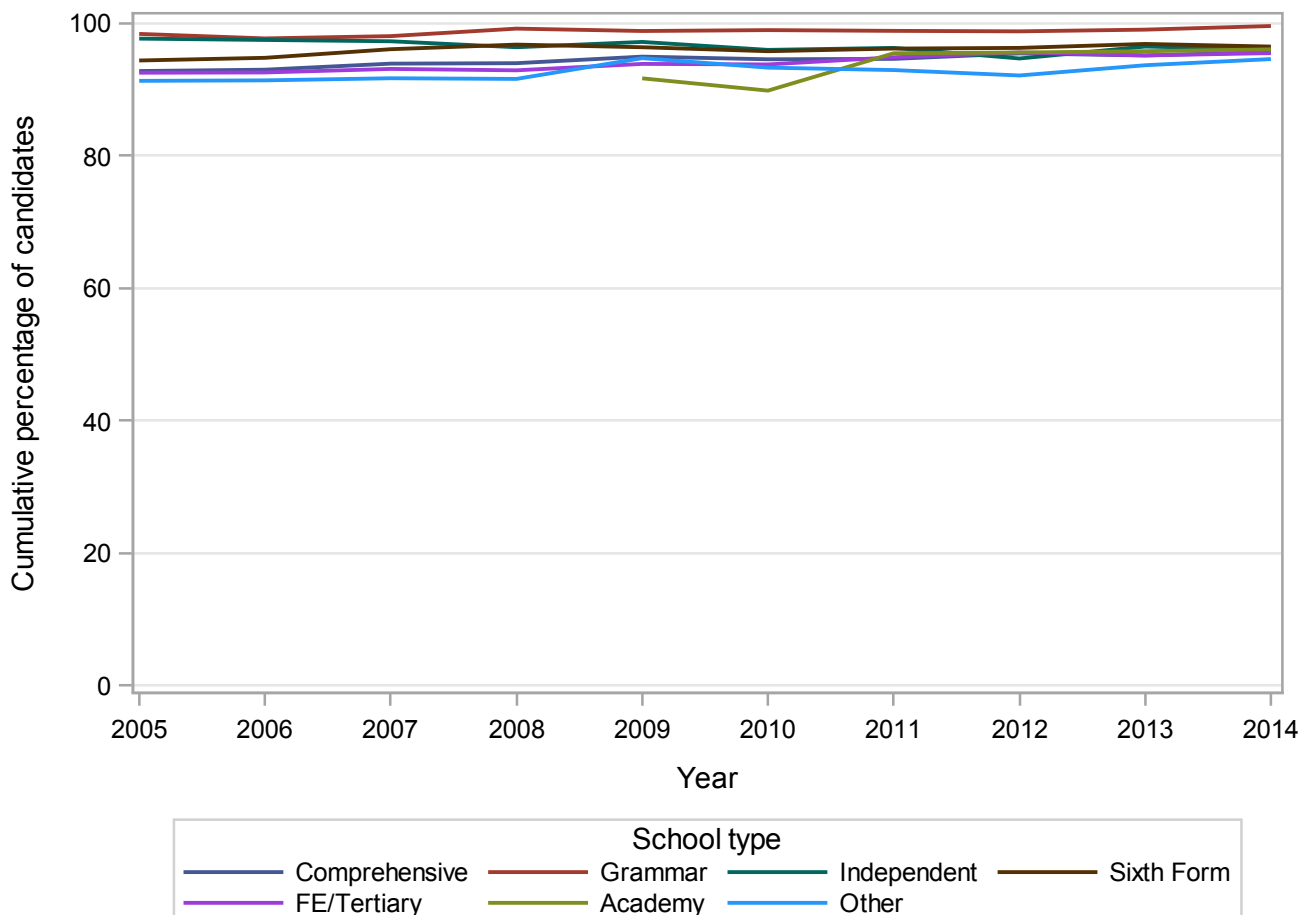
## GCE A Level COMMUNICATION STUDIES Grade D by school type 2005-2014 Cumulative Percentages

School type	2005	2006	2007	2008	2009	2010	2011	2012	2013	2014
Comprehensive	92.8	93.0	93.9	94.0	95.0	94.6	94.6	95.5	95.2	95.7
Grammar	98.4	97.7	98.1	99.2	98.9	99.0	98.9	98.8	99.1	99.6
Independent	97.7	97.5	97.3	96.4	97.2	96.0	96.3	94.7	96.5	96.1
Sixth Form	94.4	94.8	96.1	96.8	96.4	95.8	96.2	96.3	96.9	96.5
FE/Tertiary	92.6	92.6	93.1	92.9	93.9	93.8	94.9	95.6	95.2	95.5
Academy	.	.	.	.	91.7	89.8	95.5	95.6	95.8	96.1
Other	91.3	91.4	91.7	91.6	94.7	93.3	93.0	92.1	93.7	94.6

### Cumulative Numbers

School type	2005	2006	2007	2008	2009	2010	2011	2012	2013	2014
Comprehensive	12745	13859	14328	15318	15877	15228	12012	9772	7737	6990
Grammar	1490	1682	1737	1759	1895	1756	1229	1152	1051	1009
Independent	856	1010	964	944	894	870	847	825	789	896
Sixth Form	8437	9067	9659	9443	9640	9634	9870	9277	8530	7957
FE/Tertiary	5852	5798	5891	5845	5802	5568	5474	5170	4546	4174
Academy	.	.	.	.	420	584	4786	6543	7123	7625
Other	1221	1360	1395	1508	1570	1508	1332	1230	1082	1124

### Cumulative percentage at Grade D by school type



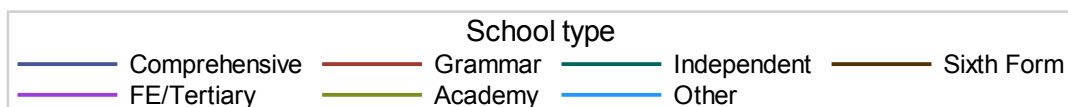
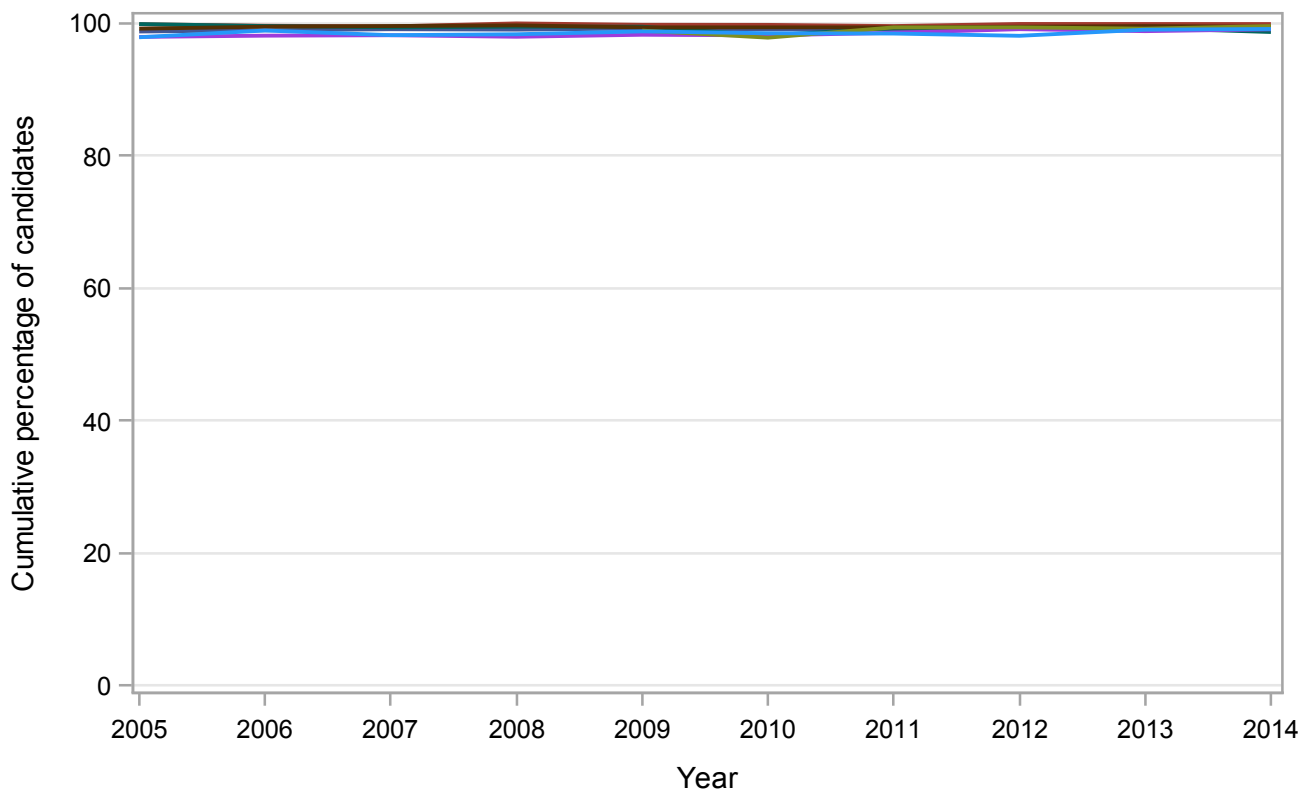
## GCE A Level COMMUNICATION STUDIES Grade E by school type 2005-2014 Cumulative Percentages

School type	2005	2006	2007	2008	2009	2010	2011	2012	2013	2014
Comprehensive	98.8	99.0	99.1	99.1	99.2	99.1	99.1	99.3	99.3	99.4
Grammar	99.9	99.7	99.5	100.0	99.8	99.8	99.6	99.9	99.9	99.9
Independent	99.9	99.6	99.4	99.5	99.5	98.2	99.3	99.4	99.3	98.7
Sixth Form	99.2	99.5	99.6	99.7	99.4	99.4	99.4	99.5	99.6	99.5
FE/Tertiary	98.0	98.1	98.2	98.0	98.3	98.2	98.6	99.1	98.8	99.1
Academy	.	.	.	.	98.9	97.8	99.4	99.4	99.2	99.6
Other	97.9	98.9	98.2	98.4	98.8	98.5	98.5	98.1	99.0	99.2

### Cumulative Numbers

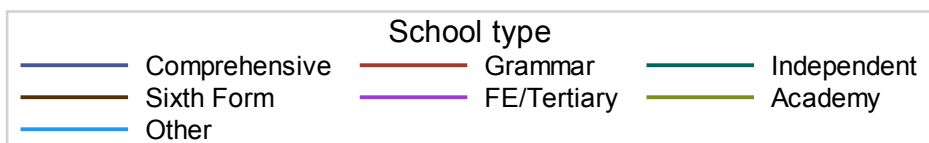
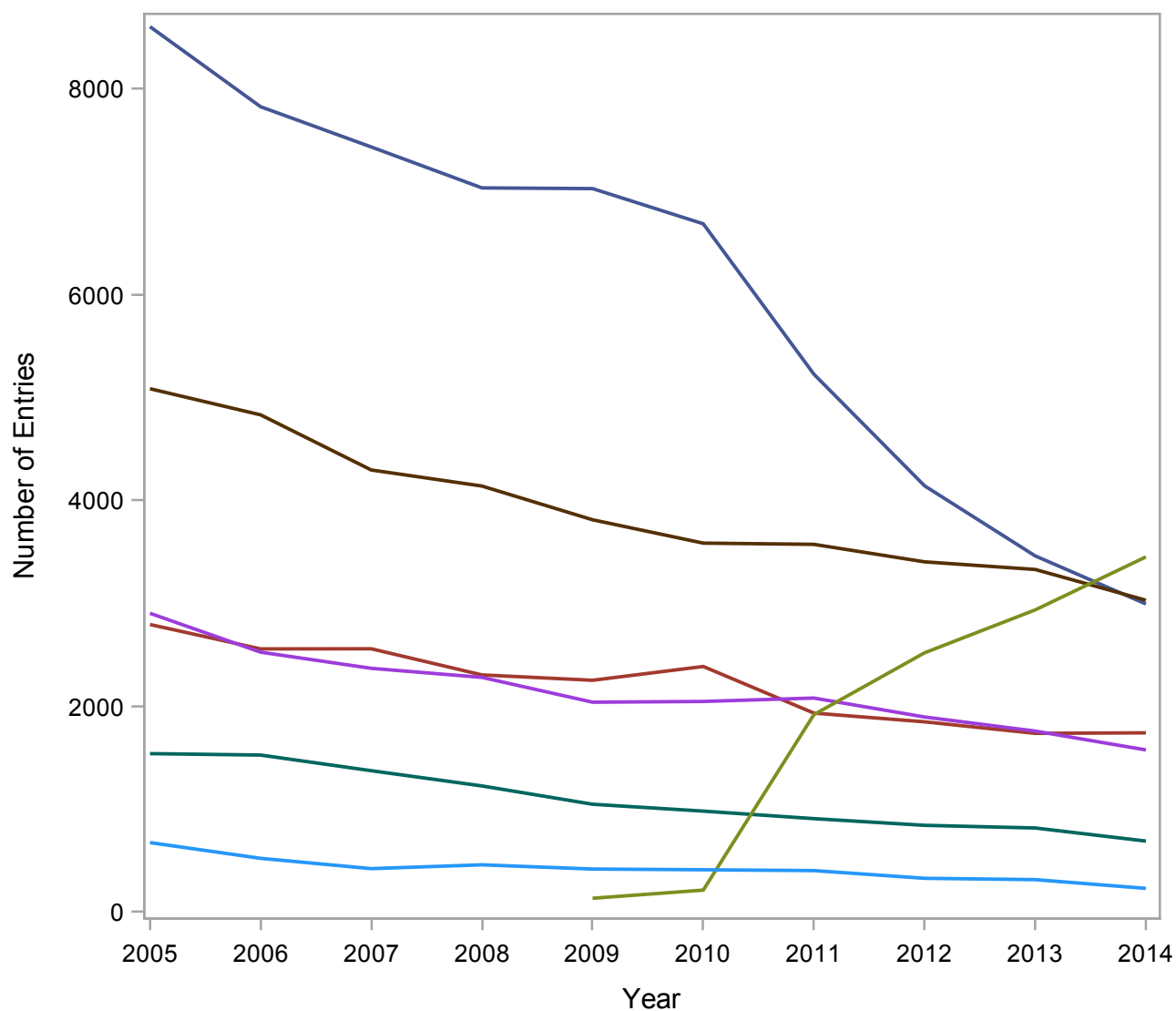
School type	2005	2006	2007	2008	2009	2010	2011	2012	2013	2014
Comprehensive	13565	14747	15121	16144	16587	15957	12577	10167	8071	7260
Grammar	1512	1715	1763	1773	1913	1770	1238	1165	1060	1012
Independent	875	1032	985	974	915	890	874	866	812	920
Sixth Form	8866	9516	10011	9726	9940	9996	10198	9585	8768	8205
FE/Tertiary	6194	6146	6213	6164	6074	5829	5687	5360	4721	4331
Academy	.	.	.	.	453	636	4982	6803	7376	7904
Other	1309	1472	1494	1619	1637	1592	1411	1310	1144	1178

### Cumulative percentage at Grade E by school type



## Numbers of GCE A Level entries in COMPUTING/INFORMATION by school type 2005-2014

School type	2005	2006	2007	2008	2009	2010	2011	2012	2013	2014
Comprehensive	8604	7826	7435	7037	7030	6688	5226	4141	3460	2993
Grammar	2793	2556	2557	2303	2251	2385	1932	1847	1735	1740
Independent	1538	1524	1372	1224	1046	979	906	841	815	688
Sixth Form	5085	4831	4295	4139	3811	3584	3572	3402	3328	3029
FE/Tertiary	2902	2524	2367	2279	2038	2045	2078	1894	1757	1574
Academy	.	.	.	.	132	211	1917	2518	2935	3450
Other	673	520	420	457	416	409	401	326	313	228



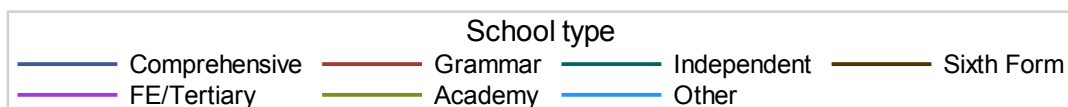
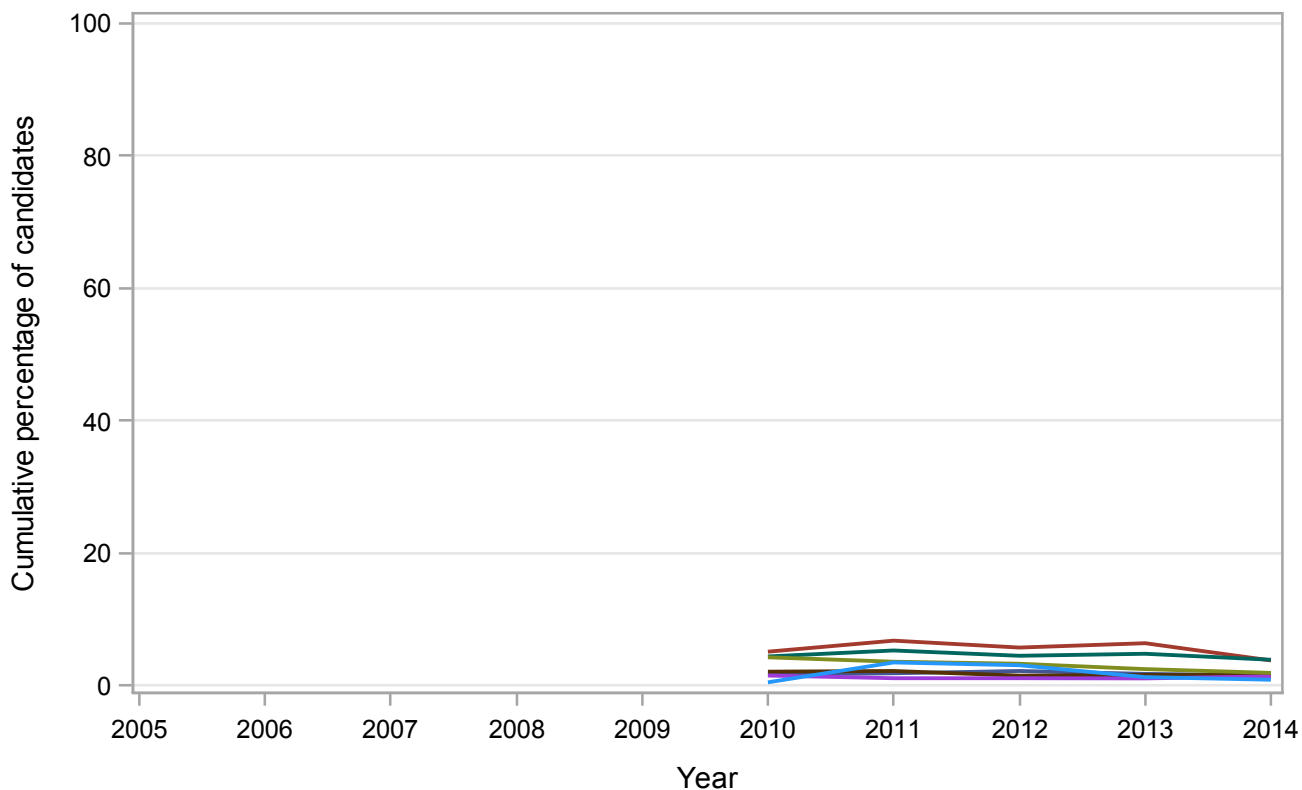
## GCE A Level COMPUTING/INFORMATION Grade A\* by school type 2005-2014 Cumulative Percentages

School type	2005	2006	2007	2008	2009	2010	2011	2012	2013	2014
Comprehensive	.	.	.	.	.	1.6	1.9	2.2	1.8	1.5
Grammar	.	.	.	.	.	5.1	6.8	5.7	6.4	3.8
Independent	.	.	.	.	.	4.4	5.3	4.5	4.8	3.9
Sixth Form	.	.	.	.	.	2.1	2.2	1.5	1.6	1.6
FE/Tertiary	.	.	.	.	.	1.5	1.1	1.1	1.1	1.4
Academy	.	.	.	.	.	4.3	3.6	3.3	2.5	1.9
Other	.	.	.	.	.	0.5	3.5	3.1	1.3	0.9

### Cumulative Numbers

School type	2005	2006	2007	2008	2009	2010	2011	2012	2013	2014
Comprehensive	.	.	.	.	.	109	97	91	61	46
Grammar	.	.	.	.	.	122	131	106	111	66
Independent	.	.	.	.	.	43	48	38	39	27
Sixth Form	.	.	.	.	.	75	79	51	53	48
FE/Tertiary	.	.	.	.	.	31	23	21	19	22
Academy	.	.	.	.	.	9	69	83	73	66
Other	.	.	.	.	.	2	14	10	4	2

**Cumulative percentage at Grade A\* by school type**



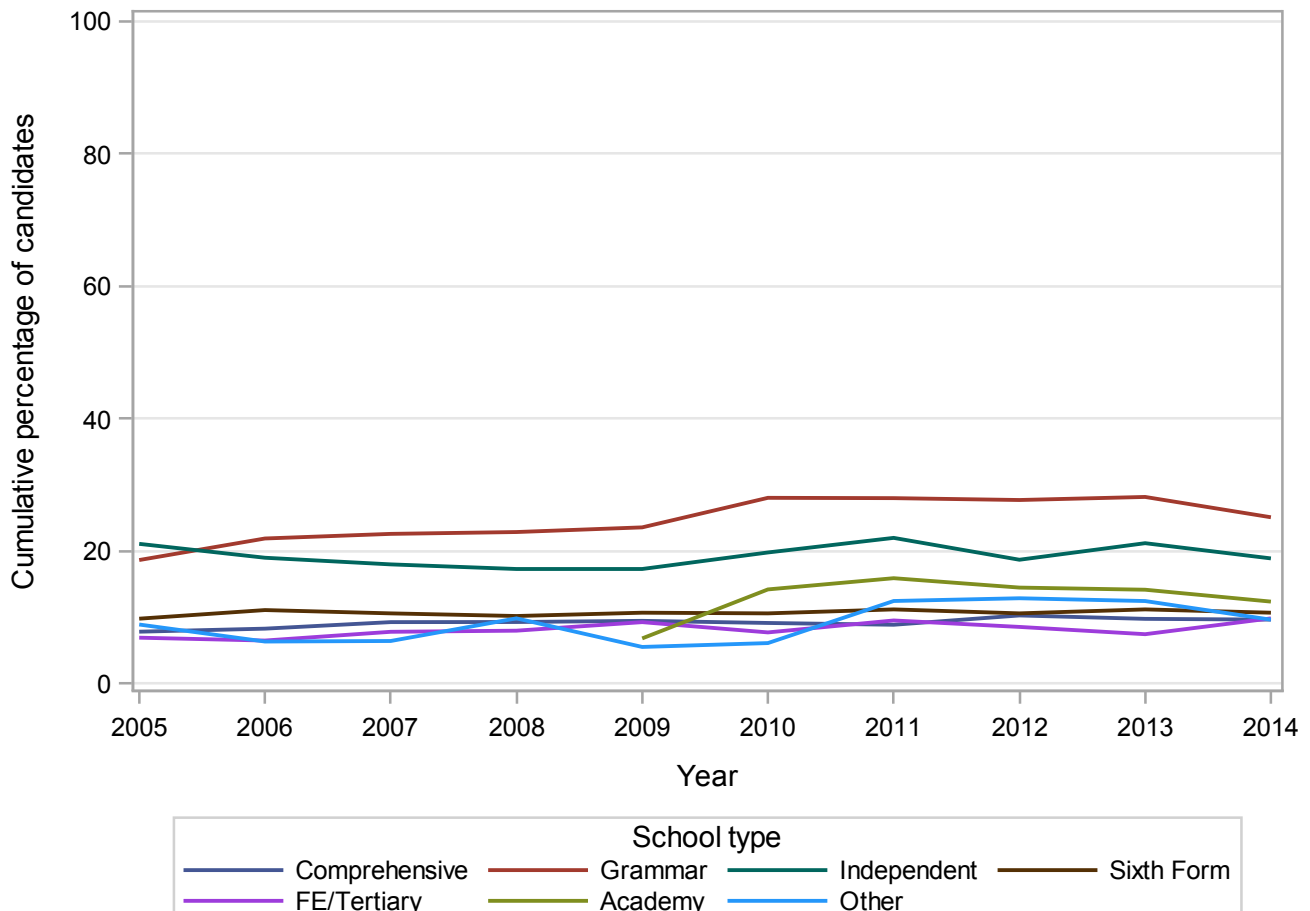
## GCE A Level COMPUTING/INFORMATION Grade A by school type 2005-2014 Cumulative Percentages

School type	2005	2006	2007	2008	2009	2010	2011	2012	2013	2014
Comprehensive	7.8	8.3	9.3	9.3	9.5	9.2	8.9	10.3	9.8	9.7
Grammar	18.7	21.9	22.6	22.9	23.6	28.1	28.0	27.7	28.2	25.1
Independent	21.1	19.0	18.0	17.3	17.3	19.8	22.0	18.7	21.2	18.9
Sixth Form	9.8	11.1	10.6	10.2	10.7	10.6	11.2	10.6	11.2	10.7
FE/Tertiary	6.9	6.5	7.8	8.0	9.3	7.7	9.5	8.6	7.5	9.8
Academy	.	.	.	.	6.8	14.2	15.9	14.5	14.2	12.4
Other	8.9	6.3	6.4	9.8	5.5	6.1	12.5	12.9	12.5	9.6

### Cumulative Numbers

School type	2005	2006	2007	2008	2009	2010	2011	2012	2013	2014
Comprehensive	674	649	690	654	666	612	464	426	338	289
Grammar	521	560	578	527	531	669	541	512	489	437
Independent	325	290	247	212	181	194	199	157	173	130
Sixth Form	498	536	455	422	408	380	400	361	373	324
FE/Tertiary	201	164	185	182	189	158	198	162	131	155
Academy	.	.	.	.	9	30	305	365	416	427
Other	60	33	27	45	23	25	50	42	39	22

### Cumulative percentage at Grade A by school type



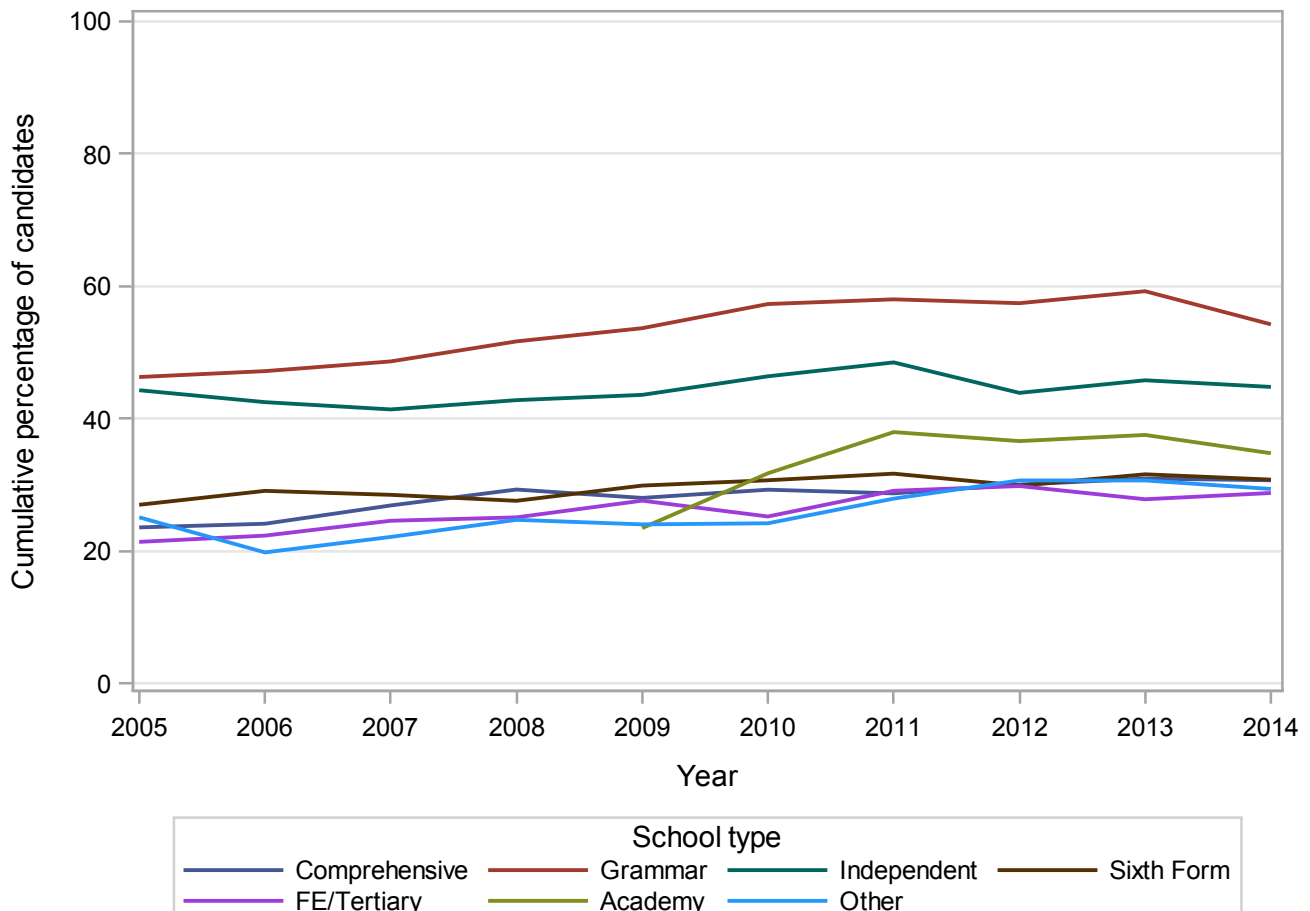
## GCE A Level COMPUTING/INFORMATION Grade B by school type 2005-2014 Cumulative Percentages

School type	2005	2006	2007	2008	2009	2010	2011	2012	2013	2014
Comprehensive	23.6	24.1	26.9	29.3	28.0	29.3	28.7	30.0	31.0	30.7
Grammar	46.3	47.2	48.7	51.7	53.7	57.3	58.0	57.4	59.3	54.3
Independent	44.3	42.5	41.4	42.8	43.6	46.4	48.5	43.9	45.8	44.8
Sixth Form	27.0	29.1	28.5	27.6	29.9	30.7	31.7	29.9	31.6	30.8
FE/Tertiary	21.4	22.3	24.6	25.1	27.6	25.2	29.1	29.8	27.8	28.8
Academy	.	.	.	.	23.5	31.8	38.0	36.6	37.5	34.8
Other	25.1	19.8	22.1	24.7	24.0	24.2	27.9	30.7	30.7	29.4

### Cumulative Numbers

School type	2005	2006	2007	2008	2009	2010	2011	2012	2013	2014
Comprehensive	2029	1889	2000	2062	1971	1958	1501	1244	1071	919
Grammar	1293	1206	1244	1190	1208	1367	1121	1061	1028	944
Independent	681	648	568	524	456	454	439	369	373	308
Sixth Form	1373	1406	1224	1142	1139	1100	1132	1017	1052	933
FE/Tertiary	621	564	582	572	563	516	605	565	489	453
Academy	.	.	.	.	31	67	728	922	1102	1200
Other	169	103	93	113	100	99	112	100	96	67

### Cumulative percentage at Grade B by school type





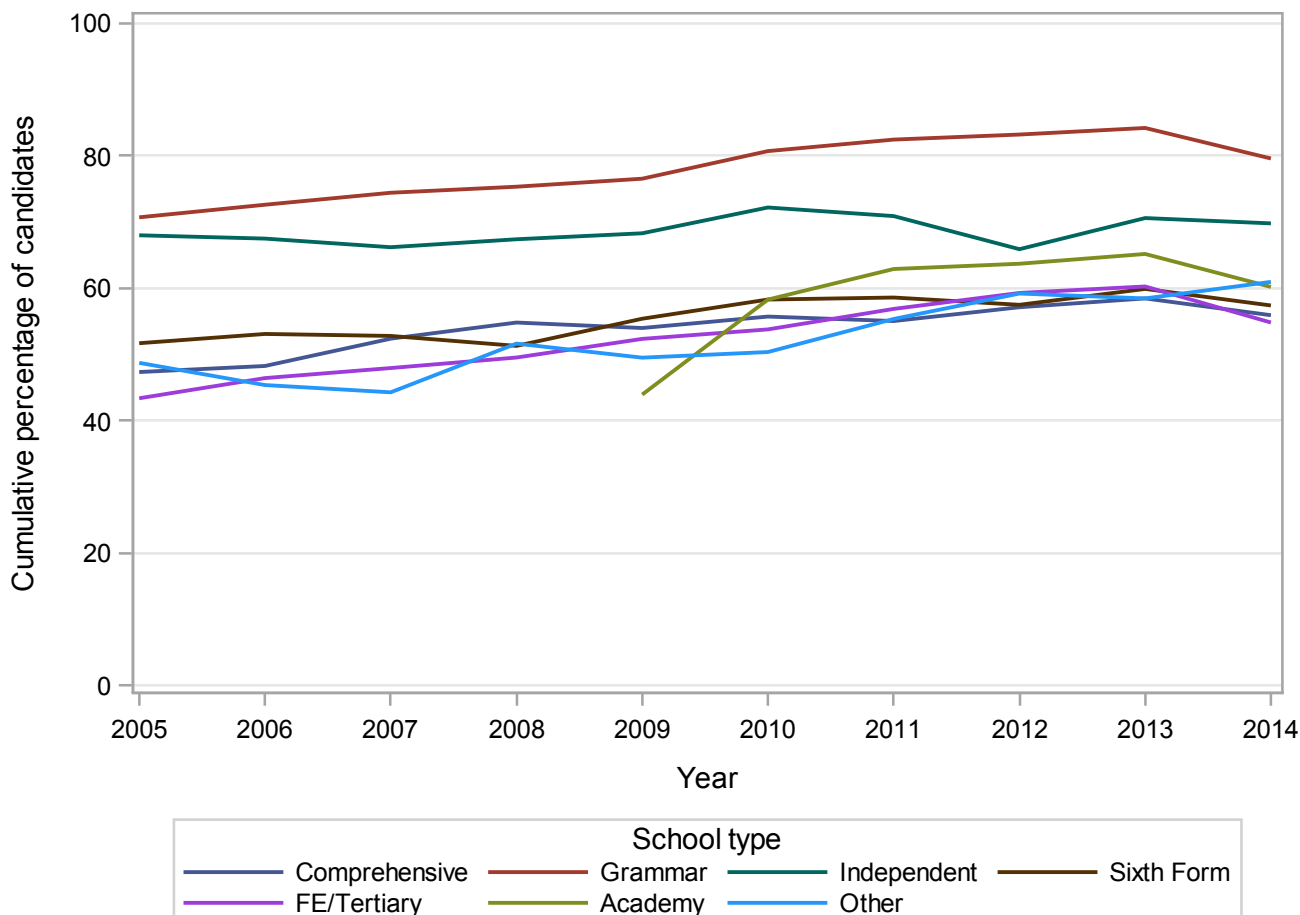
## GCE A Level COMPUTING/INFORMATION Grade C by school type 2005-2014 Cumulative Percentages

School type	2005	2006	2007	2008	2009	2010	2011	2012	2013	2014
Comprehensive	47.4	48.3	52.4	54.8	54.0	55.7	55.1	57.1	58.5	55.9
Grammar	70.7	72.6	74.4	75.3	76.5	80.7	82.5	83.2	84.2	79.6
Independent	68.0	67.5	66.2	67.4	68.3	72.2	70.9	65.9	70.6	69.8
Sixth Form	51.7	53.1	52.8	51.3	55.4	58.3	58.6	57.5	59.9	57.4
FE/Tertiary	43.4	46.4	48.0	49.5	52.4	53.8	56.9	59.3	60.3	54.8
Academy	.	.	.	.	43.9	58.3	62.9	63.7	65.2	60.2
Other	48.7	45.4	44.3	51.6	49.5	50.4	55.4	59.2	58.5	61.0

### Cumulative Numbers

School type	2005	2006	2007	2008	2009	2010	2011	2012	2013	2014
Comprehensive	4074	3777	3895	3858	3796	3727	2877	2366	2023	1674
Grammar	1975	1856	1903	1735	1723	1925	1593	1537	1461	1385
Independent	1046	1029	908	825	714	707	642	554	575	480
Sixth Form	2629	2565	2268	2123	2111	2089	2093	1956	1993	1739
FE/Tertiary	1259	1172	1135	1129	1067	1100	1182	1123	1059	863
Academy	.	.	.	.	58	123	1206	1604	1913	2077
Other	328	236	186	236	206	206	222	193	183	139

### Cumulative percentage at Grade C by school type



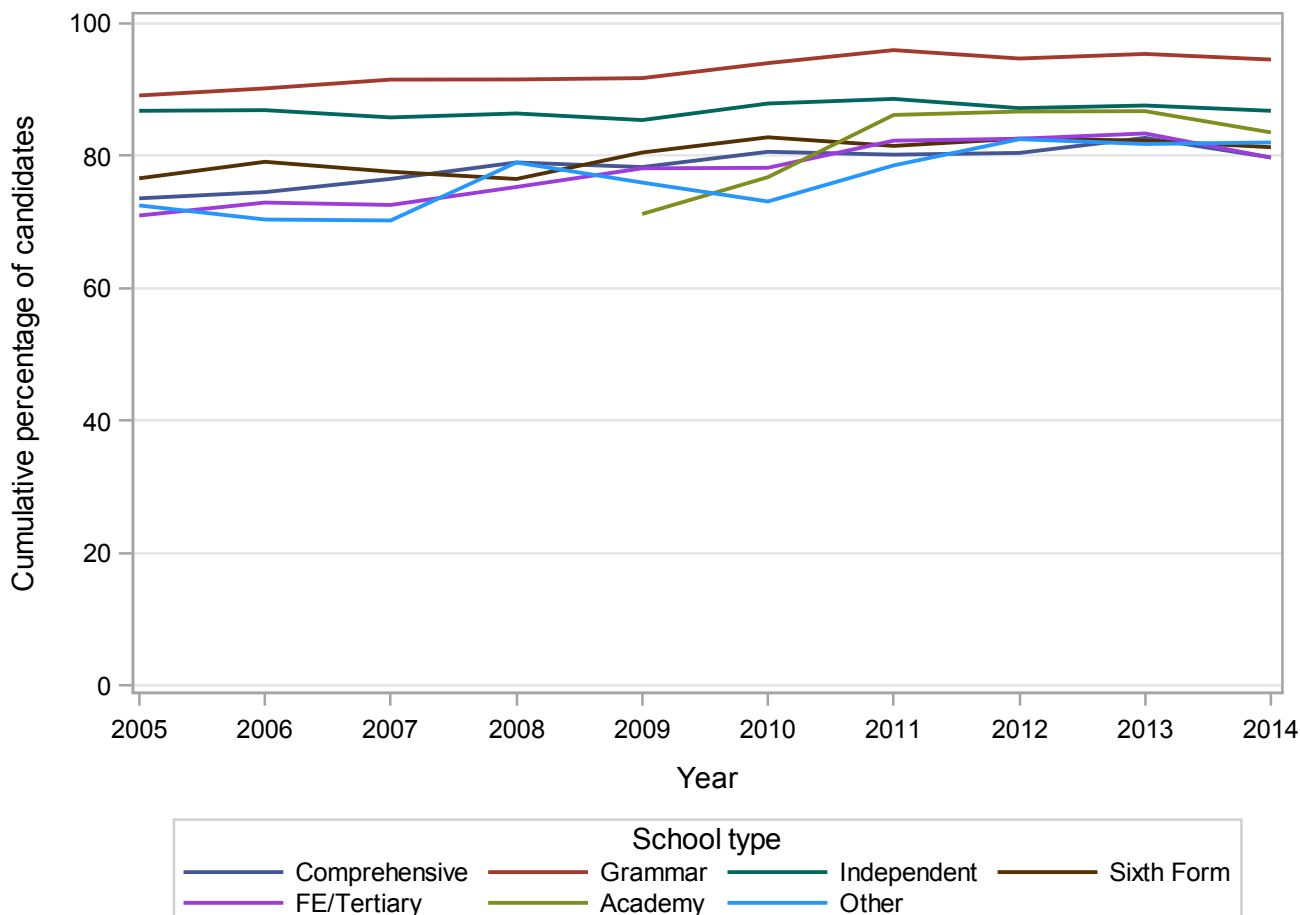
## GCE A Level COMPUTING/INFORMATION Grade D by school type 2005-2014 Cumulative Percentages

School type	2005	2006	2007	2008	2009	2010	2011	2012	2013	2014
Comprehensive	73.6	74.5	76.5	79.0	78.3	80.6	80.2	80.4	82.7	79.8
Grammar	89.1	90.2	91.5	91.5	91.7	94.0	96.0	94.7	95.4	94.5
Independent	86.8	86.9	85.8	86.4	85.4	87.9	88.6	87.2	87.6	86.8
Sixth Form	76.6	79.1	77.6	76.5	80.5	82.8	81.5	82.6	82.3	81.3
FE/Tertiary	71.0	72.9	72.6	75.3	78.1	78.2	82.3	82.6	83.4	79.7
Academy	.	.	.	.	71.2	76.8	86.2	86.7	86.7	83.5
Other	72.5	70.4	70.2	79.0	76.0	73.1	78.6	82.5	81.8	82.0

### Cumulative Numbers

School type	2005	2006	2007	2008	2009	2010	2011	2012	2013	2014
Comprehensive	6331	5832	5689	5559	5505	5391	4190	3331	2862	2387
Grammar	2489	2305	2340	2108	2065	2242	1854	1749	1655	1645
Independent	1335	1324	1177	1058	893	861	803	733	714	597
Sixth Form	3895	3821	3333	3166	3068	2968	2911	2810	2739	2463
FE/Tertiary	2060	1841	1718	1716	1592	1599	1710	1564	1465	1255
Academy	.	.	.	.	94	162	1652	2183	2546	2882
Other	488	366	295	361	316	299	315	269	256	187

### Cumulative percentage at Grade D by school type



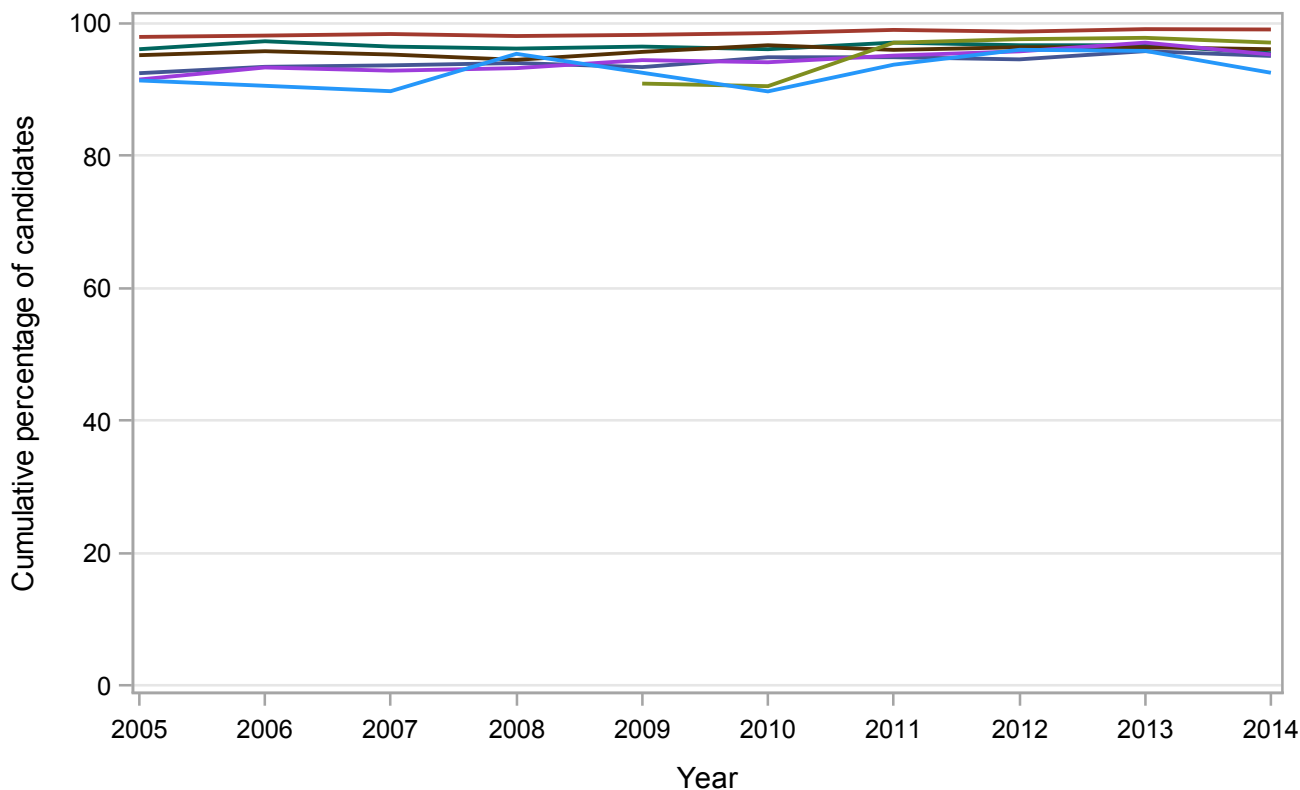
## GCE A Level COMPUTING/INFORMATION Grade E by school type 2005-2014 Cumulative Percentages

School type	2005	2006	2007	2008	2009	2010	2011	2012	2013	2014
Comprehensive	92.5	93.4	93.7	94.0	93.4	94.9	94.9	94.6	95.8	95.1
Grammar	98.0	98.2	98.4	98.1	98.3	98.5	99.0	98.8	99.1	99.1
Independent	96.1	97.3	96.5	96.2	96.5	96.1	97.1	96.7	96.7	95.5
Sixth Form	95.2	95.8	95.3	94.5	95.7	96.7	96.0	96.4	96.4	96.1
FE/Tertiary	91.5	93.3	92.9	93.2	94.5	94.1	95.1	95.8	97.1	95.3
Academy	.	.	.	.	90.9	90.5	97.1	97.6	97.8	97.1
Other	91.4	90.6	89.8	95.4	92.5	89.7	93.8	96.0	95.8	92.5

### Cumulative Numbers

School type	2005	2006	2007	2008	2009	2010	2011	2012	2013	2014
Comprehensive	7957	7313	6964	6616	6566	6346	4959	3916	3315	2846
Grammar	2736	2509	2516	2259	2212	2350	1913	1824	1720	1724
Independent	1478	1483	1324	1177	1009	941	880	813	788	657
Sixth Form	4841	4628	4093	3911	3647	3466	3429	3280	3208	2911
FE/Tertiary	2656	2356	2198	2125	1925	1925	1977	1814	1706	1500
Academy	.	.	.	.	120	191	1861	2458	2871	3350
Other	615	471	377	436	385	367	376	313	300	211

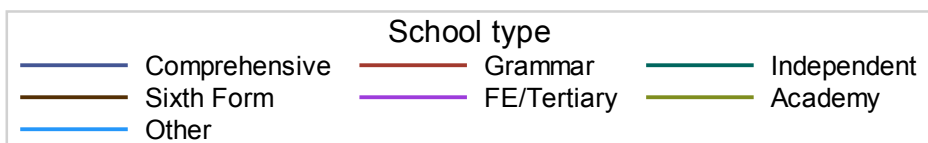
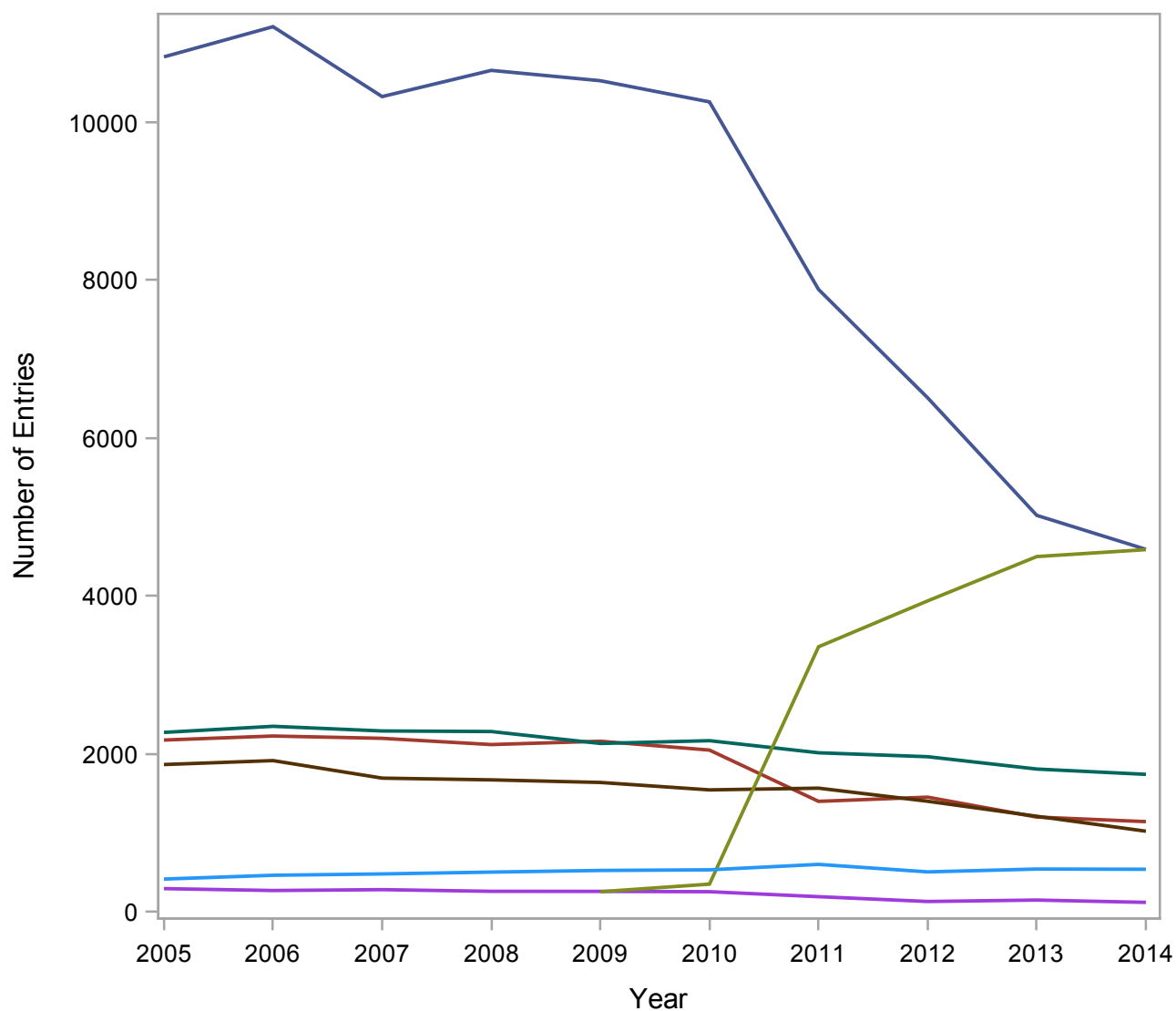
### Cumulative percentage at Grade E by school type



School type			
Comprehensive	Grammar	Independent	Sixth Form
FE/Tertiary	Academy	Other	

## Numbers of GCE A Level entries in DESIGN AND TECHNOLOGY by school type 2005-2014

School type	2005	2006	2007	2008	2009	2010	2011	2012	2013	2014
Comprehensive	10825	11207	10322	10654	10523	10255	7880	6508	5020	4590
Grammar	2175	2226	2197	2118	2160	2048	1399	1452	1200	1142
Independent	2272	2349	2290	2283	2132	2167	2014	1964	1808	1741
Sixth Form	1865	1915	1693	1671	1638	1544	1566	1400	1210	1021
FE/Tertiary	294	270	281	260	259	255	192	131	149	120
Academy	.	.	.	.	255	351	3356	3937	4498	4586
Other	415	463	480	503	524	532	601	506	542	539



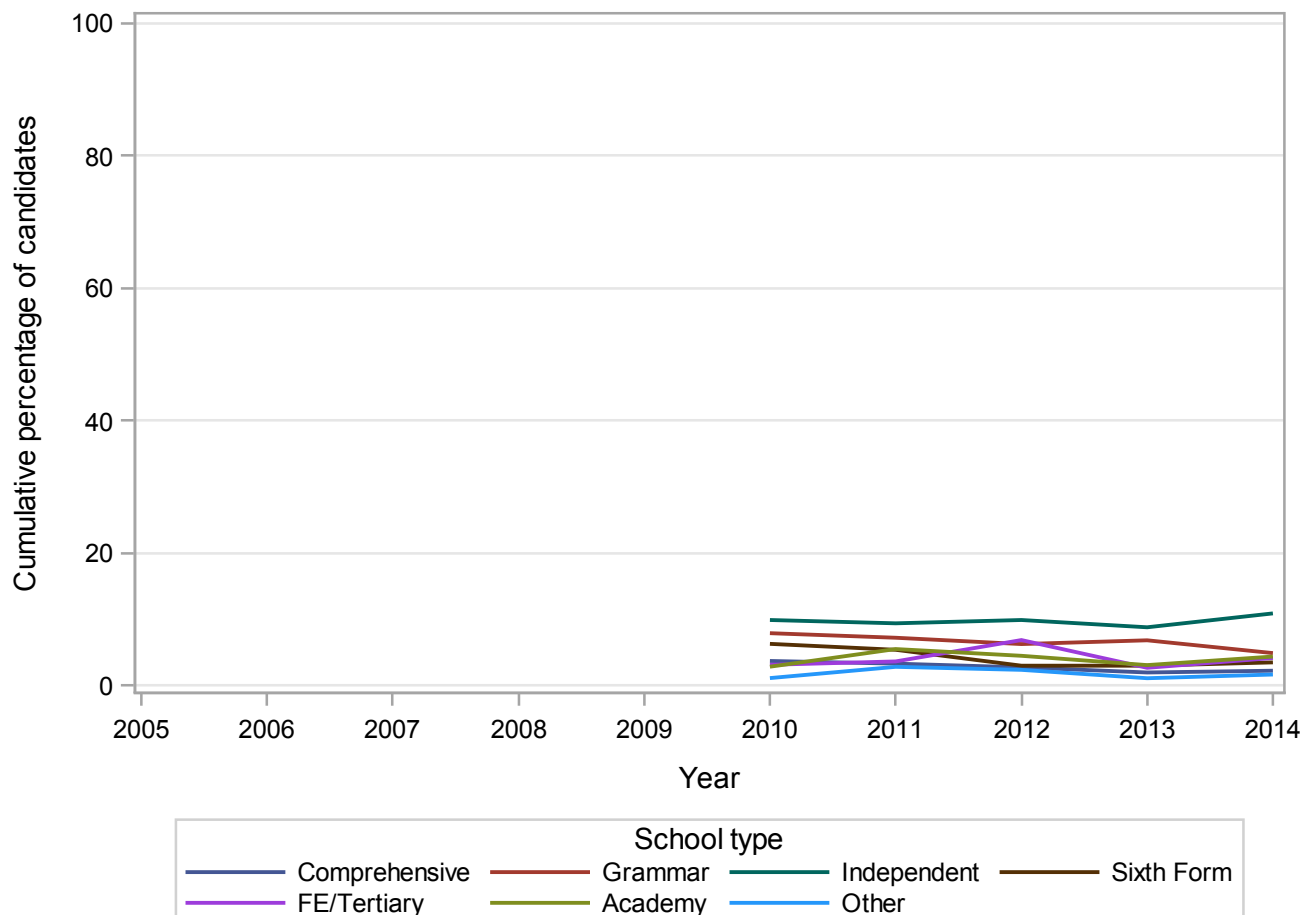
## GCE A Level DESIGN AND TECHNOLOGY Grade A\* by school type 2005-2014 Cumulative Percentages

School type	2005	2006	2007	2008	2009	2010	2011	2012	2013	2014
Comprehensive	.	.	.	.	.	3.7	3.3	2.8	2.0	2.2
Grammar	.	.	.	.	.	7.9	7.2	6.3	6.8	4.9
Independent	.	.	.	.	.	9.9	9.4	9.9	8.8	10.9
Sixth Form	.	.	.	.	.	6.3	5.4	3.0	3.0	3.5
FE/Tertiary	.	.	.	.	.	3.1	3.6	6.9	2.7	4.2
Academy	.	.	.	.	.	2.8	5.5	4.5	3.1	4.4
Other	.	.	.	.	.	1.1	2.8	2.4	1.1	1.7

### Cumulative Numbers

School type	2005	2006	2007	2008	2009	2010	2011	2012	2013	2014
Comprehensive	.	.	.	.	.	381	261	179	99	103
Grammar	.	.	.	.	.	162	101	91	82	56
Independent	.	.	.	.	.	215	189	194	159	190
Sixth Form	.	.	.	.	.	97	85	42	36	36
FE/Tertiary	.	.	.	.	.	8	7	9	4	5
Academy	.	.	.	.	.	10	185	177	139	201
Other	.	.	.	.	.	6	17	12	6	9

**Cumulative percentage at Grade A\* by school type**



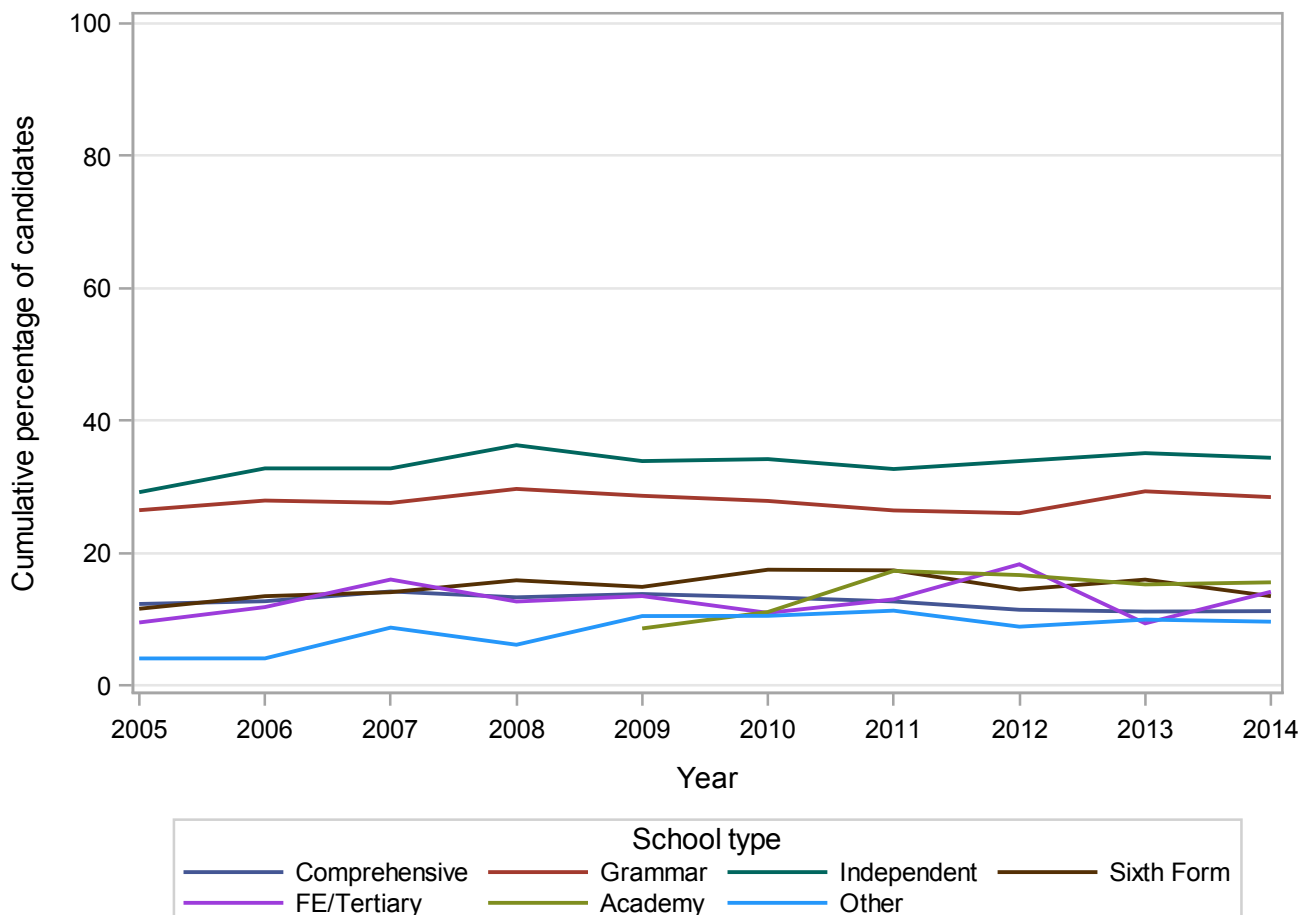
## GCE A Level DESIGN AND TECHNOLOGY Grade A by school type 2005-2014 Cumulative Percentages

School type	2005	2006	2007	2008	2009	2010	2011	2012	2013	2014
Comprehensive	12.3	12.7	14.2	13.3	13.8	13.3	12.7	11.4	11.2	11.2
Grammar	26.5	27.9	27.6	29.7	28.7	27.9	26.4	26.0	29.3	28.5
Independent	29.2	32.8	32.8	36.3	33.9	34.2	32.7	33.9	35.1	34.4
Sixth Form	11.6	13.5	14.1	15.9	14.9	17.5	17.4	14.5	16.0	13.5
FE/Tertiary	9.5	11.9	16.0	12.7	13.5	11.0	13.0	18.3	9.4	14.2
Academy	.	.	.	.	8.6	11.1	17.3	16.7	15.3	15.6
Other	4.1	4.1	8.8	6.2	10.5	10.5	11.3	8.9	10.0	9.6

### Cumulative Numbers

School type	2005	2006	2007	2008	2009	2010	2011	2012	2013	2014
Comprehensive	1334	1427	1467	1420	1455	1367	1001	745	561	516
Grammar	576	622	606	629	619	571	370	378	352	325
Independent	663	770	751	829	723	741	659	666	635	599
Sixth Form	216	259	239	266	244	270	272	203	194	138
FE/Tertiary	28	32	45	33	35	28	25	24	14	17
Academy	.	.	.	.	22	39	581	657	687	715
Other	17	19	42	31	55	56	68	45	54	52

### Cumulative percentage at Grade A by school type



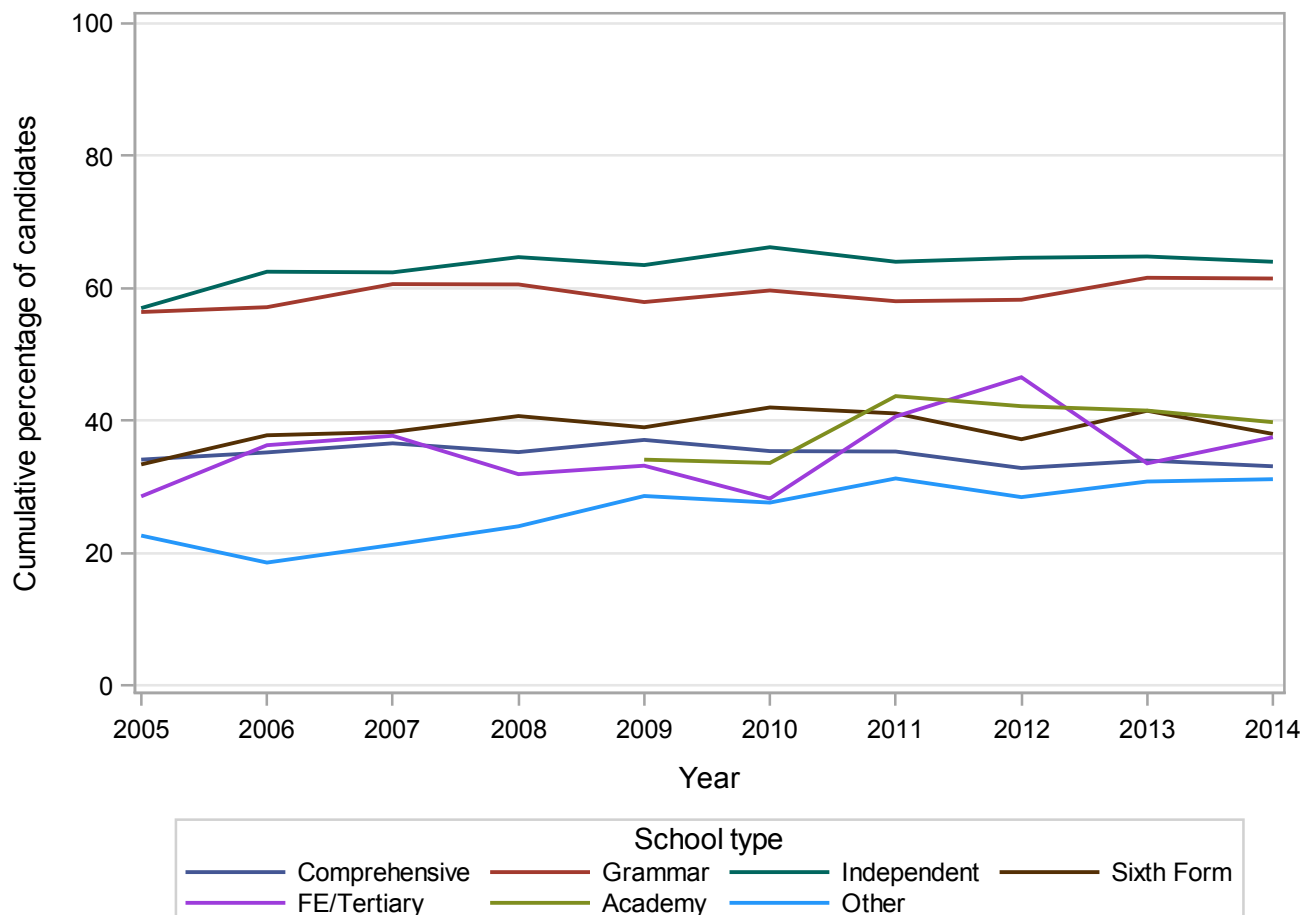
## GCE A Level DESIGN AND TECHNOLOGY Grade B by school type 2005-2014 Cumulative Percentages

School type	2005	2006	2007	2008	2009	2010	2011	2012	2013	2014
Comprehensive	34.1	35.2	36.6	35.3	37.1	35.4	35.3	32.9	34.0	33.1
Grammar	56.4	57.1	60.6	60.6	57.9	59.7	58.0	58.3	61.6	61.5
Independent	57.0	62.5	62.4	64.7	63.5	66.2	64.0	64.6	64.8	64.0
Sixth Form	33.4	37.8	38.3	40.7	39.0	42.0	41.1	37.2	41.5	38.0
FE/Tertiary	28.6	36.3	37.7	31.9	33.2	28.2	40.6	46.6	33.6	37.5
Academy	.	.	.	.	34.1	33.6	43.7	42.2	41.5	39.8
Other	22.7	18.6	21.3	24.1	28.6	27.6	31.3	28.5	30.8	31.2

### Cumulative Numbers

School type	2005	2006	2007	2008	2009	2010	2011	2012	2013	2014
Comprehensive	3694	3946	3776	3756	3904	3631	2785	2138	1706	1520
Grammar	1227	1272	1332	1283	1251	1222	812	846	739	702
Independent	1295	1468	1429	1477	1354	1435	1289	1269	1172	1114
Sixth Form	623	724	648	680	639	648	644	521	502	388
FE/Tertiary	84	98	106	83	86	72	78	61	50	45
Academy	.	.	.	.	87	118	1467	1661	1868	1824
Other	94	86	102	121	150	147	188	144	167	168

### Cumulative percentage at Grade B by school type



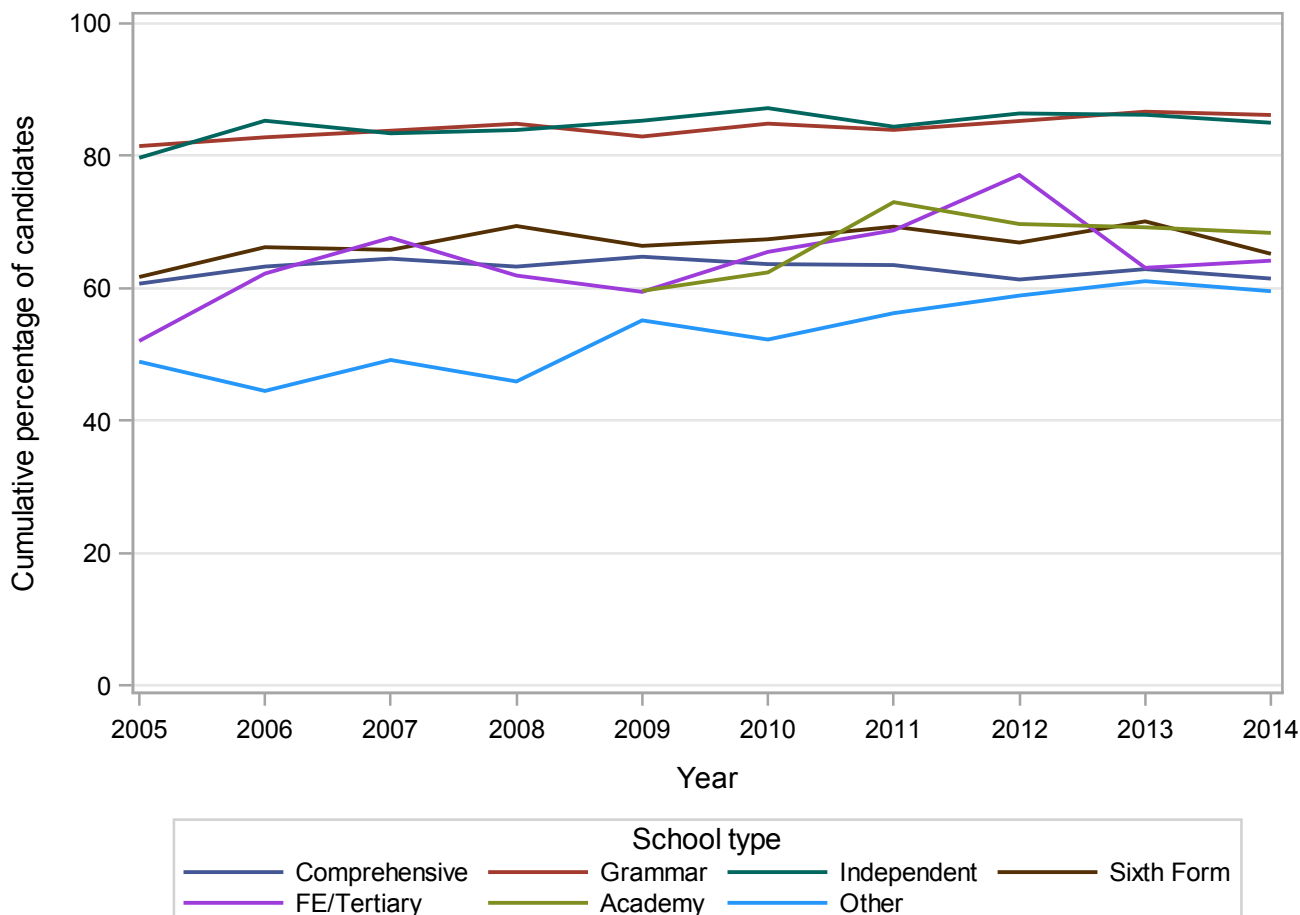
## GCE A Level DESIGN AND TECHNOLOGY Grade C by school type 2005-2014 Cumulative Percentages

School type	2005	2006	2007	2008	2009	2010	2011	2012	2013	2014
Comprehensive	60.7	63.3	64.5	63.3	64.8	63.6	63.5	61.3	62.9	61.5
Grammar	81.5	82.8	83.8	84.8	82.9	84.9	83.9	85.3	86.7	86.2
Independent	79.7	85.3	83.4	83.9	85.3	87.2	84.4	86.4	86.2	85.0
Sixth Form	61.7	66.2	65.8	69.4	66.4	67.4	69.3	66.9	70.1	65.2
FE/Tertiary	52.0	62.2	67.6	61.9	59.5	65.5	68.8	77.1	63.1	64.2
Academy	.	.	.	.	59.6	62.4	73.0	69.7	69.2	68.4
Other	48.9	44.5	49.2	45.9	55.2	52.3	56.2	58.9	61.1	59.6

### Cumulative Numbers

School type	2005	2006	2007	2008	2009	2010	2011	2012	2013	2014
Comprehensive	6570	7092	6655	6741	6815	6527	5004	3991	3157	2821
Grammar	1772	1843	1841	1797	1791	1738	1174	1238	1040	984
Independent	1811	2004	1910	1915	1819	1890	1700	1697	1558	1480
Sixth Form	1151	1268	1114	1160	1088	1041	1085	937	848	666
FE/Tertiary	153	168	190	161	154	167	132	101	94	77
Academy	.	.	.	.	152	219	2450	2744	3113	3135
Other	203	206	236	231	289	278	338	298	331	321

### Cumulative percentage at Grade C by school type





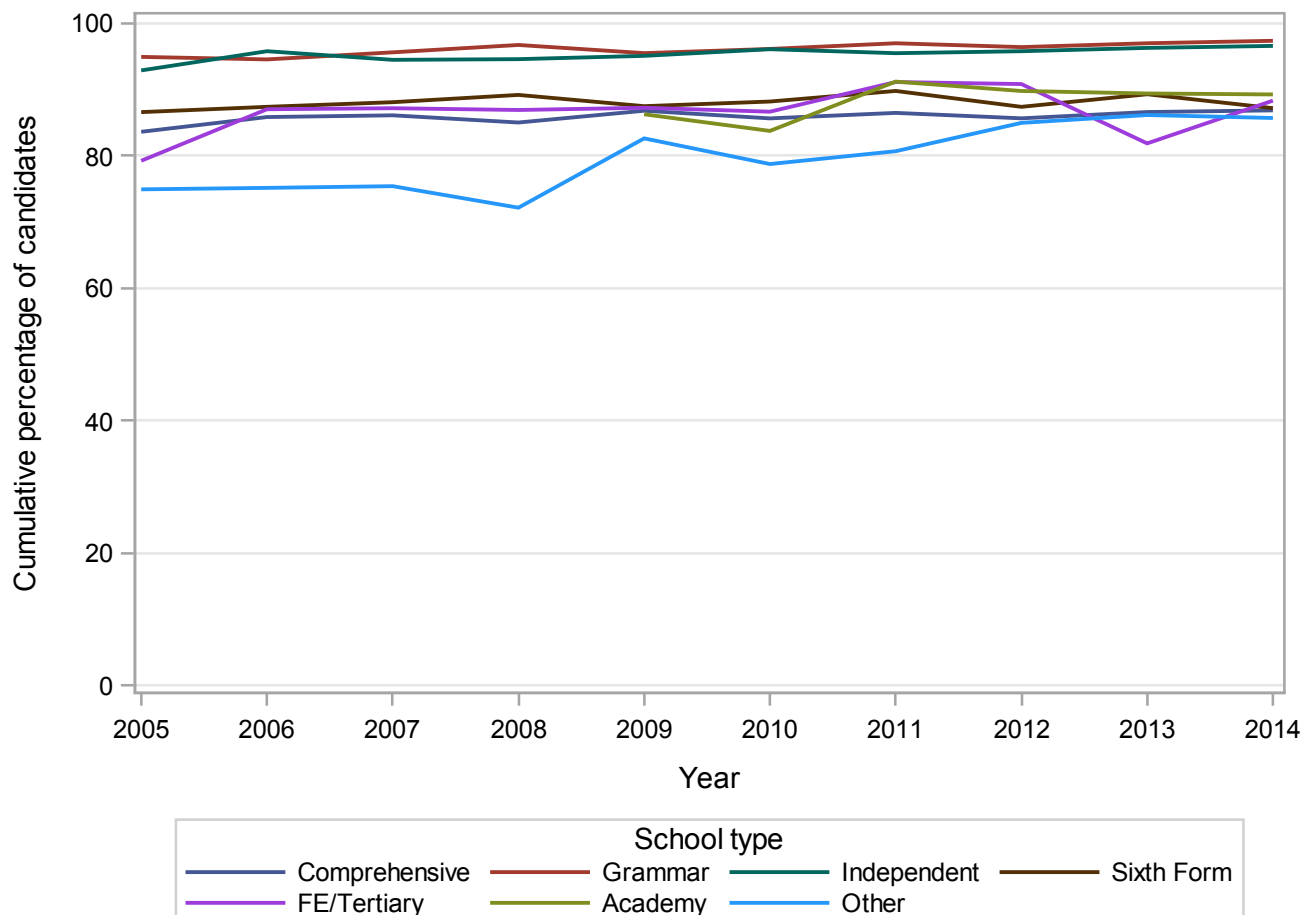
## GCE A Level DESIGN AND TECHNOLOGY Grade D by school type 2005-2014 Cumulative Percentages

School type	2005	2006	2007	2008	2009	2010	2011	2012	2013	2014
Comprehensive	83.6	85.9	86.1	85.0	86.8	85.7	86.5	85.7	86.6	86.9
Grammar	94.9	94.6	95.6	96.7	95.5	96.1	97.0	96.4	97.0	97.4
Independent	92.9	95.8	94.5	94.6	95.1	96.1	95.5	95.8	96.3	96.6
Sixth Form	86.6	87.4	88.1	89.2	87.5	88.2	89.8	87.4	89.3	87.2
FE/Tertiary	79.3	87.0	87.2	86.9	87.3	86.7	91.2	90.8	81.9	88.3
Academy	.	.	.	.	86.3	83.8	91.2	89.8	89.4	89.3
Other	74.9	75.2	75.4	72.2	82.6	78.8	80.7	85.0	86.2	85.7

### Cumulative Numbers

School type	2005	2006	2007	2008	2009	2010	2011	2012	2013	2014
Comprehensive	9053	9622	8889	9059	9135	8784	6815	5575	4348	3987
Grammar	2065	2105	2101	2049	2063	1969	1357	1400	1164	1112
Independent	2111	2250	2164	2160	2028	2082	1923	1882	1741	1682
Sixth Form	1615	1674	1492	1491	1433	1362	1406	1224	1081	890
FE/Tertiary	233	235	245	226	226	221	175	119	122	106
Academy	.	.	.	.	220	294	3061	3535	4022	4094
Other	311	348	362	363	433	419	485	430	467	462

### Cumulative percentage at Grade D by school type



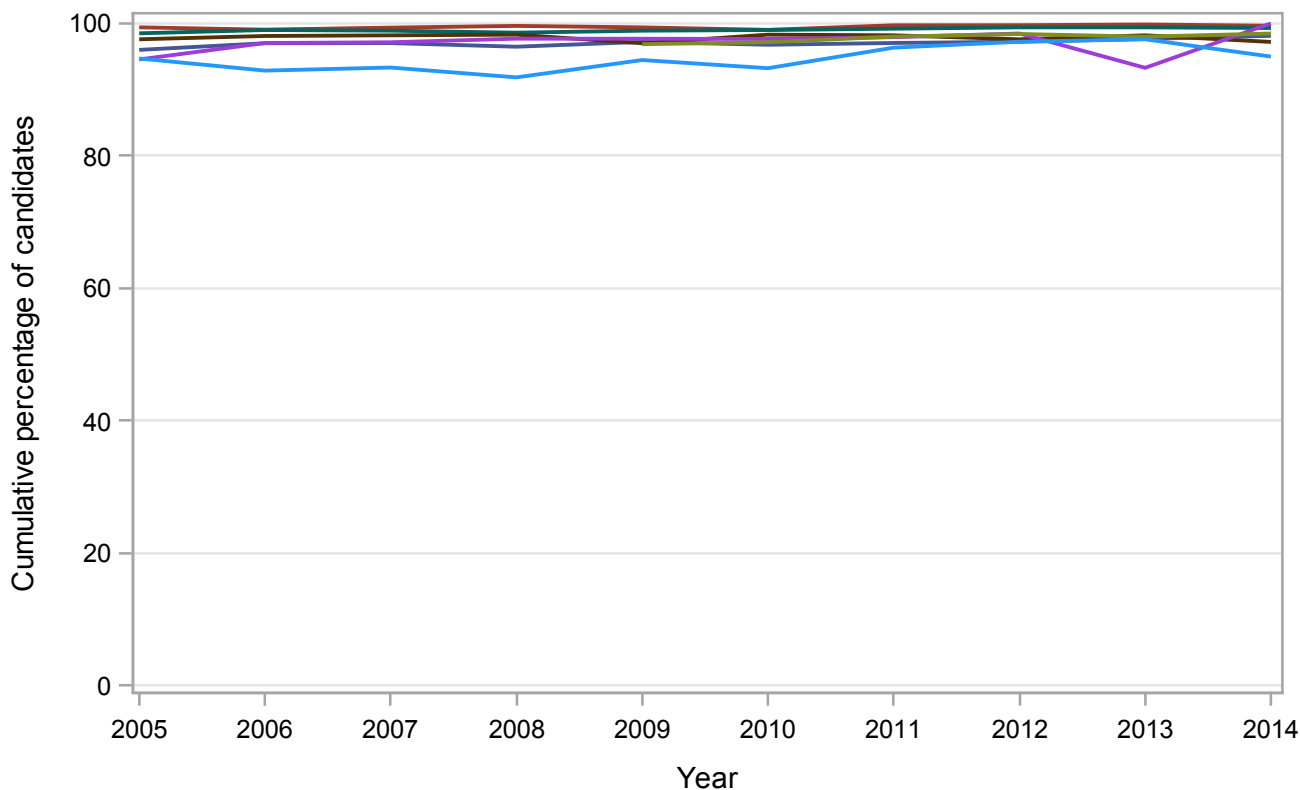
## GCE A Level DESIGN AND TECHNOLOGY Grade E by school type 2005-2014 Cumulative Percentages

School type	2005	2006	2007	2008	2009	2010	2011	2012	2013	2014
Comprehensive	96.0	97.0	97.0	96.5	97.2	96.8	97.0	97.2	97.6	98.1
Grammar	99.4	99.1	99.4	99.6	99.4	99.0	99.7	99.7	99.8	99.6
Independent	98.5	99.0	98.9	98.6	98.9	99.0	99.2	99.4	99.4	99.3
Sixth Form	97.6	98.1	98.2	98.3	97.0	98.3	98.2	97.6	98.2	97.2
FE/Tertiary	94.6	97.0	97.2	97.7	97.7	97.6	97.9	98.5	93.3	100.0
Academy	.	.	.	.	96.9	97.2	98.0	98.4	98.0	98.5
Other	94.7	92.9	93.3	91.8	94.5	93.2	96.3	97.2	97.6	95.0

### Cumulative Numbers

School type	2005	2006	2007	2008	2009	2010	2011	2012	2013	2014
Comprehensive	10392	10871	10015	10279	10229	9924	7647	6328	4902	4504
Grammar	2162	2205	2183	2110	2147	2028	1395	1448	1198	1138
Independent	2238	2326	2265	2251	2109	2145	1998	1952	1797	1729
Sixth Form	1820	1879	1663	1643	1589	1518	1538	1366	1188	992
FE/Tertiary	278	262	273	254	253	249	188	129	139	120
Academy	.	.	.	.	247	341	3289	3874	4408	4516
Other	393	430	448	462	495	496	579	492	529	512

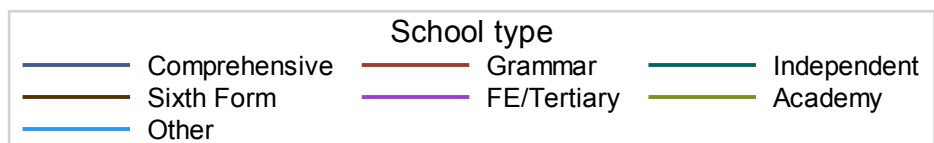
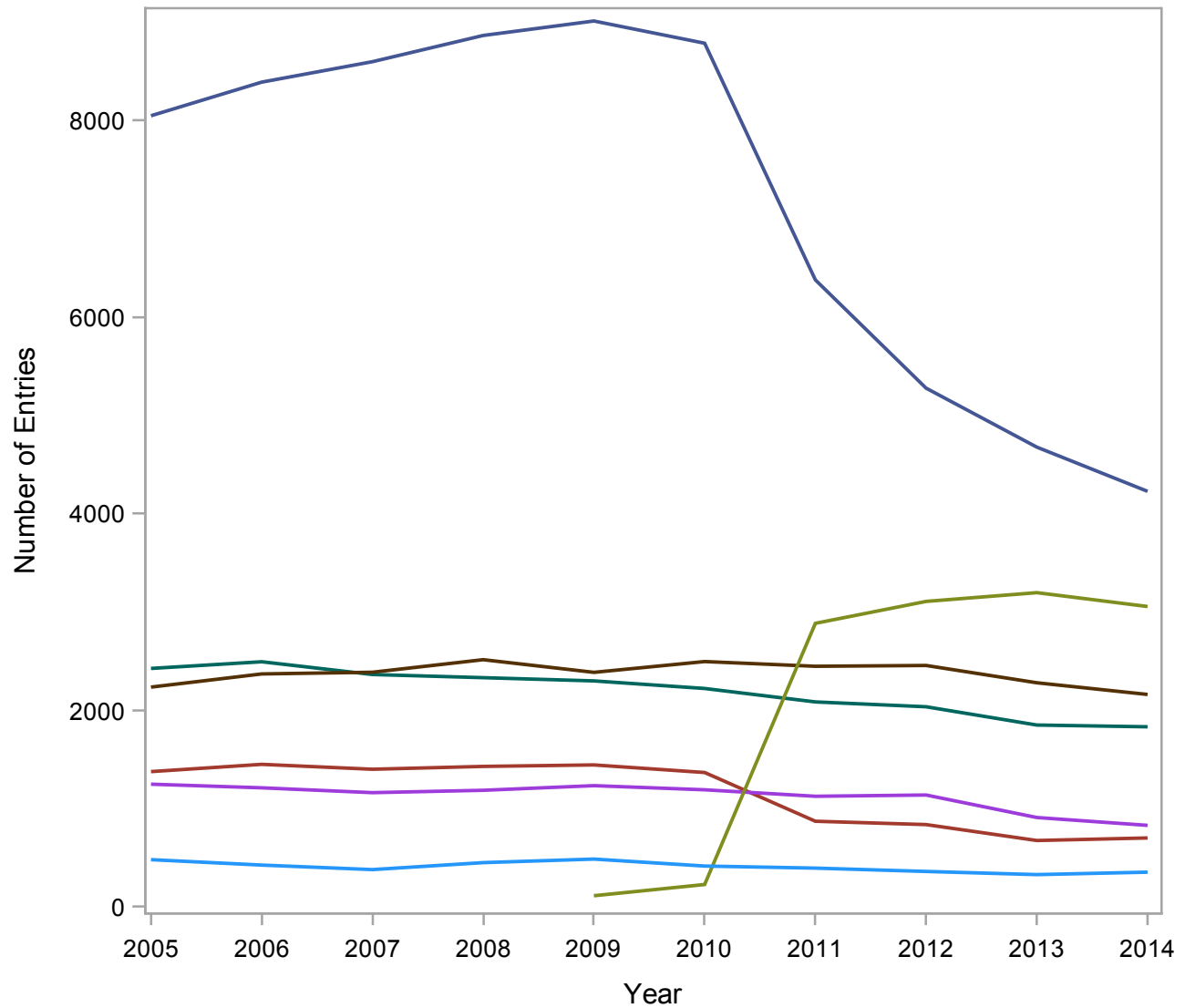
### Cumulative percentage at Grade E by school type



School type			
Comprehensive	Grammar	Independent	Sixth Form
FE/Tertiary	Academy	Other	

## Numbers of GCE A Level entries in DRAMA by school type 2005-2014

School type	2005	2006	2007	2008	2009	2010	2011	2012	2013	2014
Comprehensive	8049	8391	8599	8866	9013	8787	6379	5277	4677	4227
Grammar	1375	1449	1399	1428	1443	1366	870	836	674	700
Independent	2425	2493	2363	2331	2298	2221	2084	2035	1849	1831
Sixth Form	2235	2369	2386	2514	2385	2495	2447	2455	2279	2160
FE/Tertiary	1247	1210	1161	1185	1232	1190	1124	1137	908	828
Academy	.	.	.	.	112	226	2884	3107	3196	3055
Other	479	424	378	449	485	414	393	359	327	352



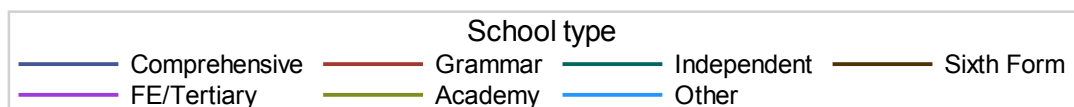
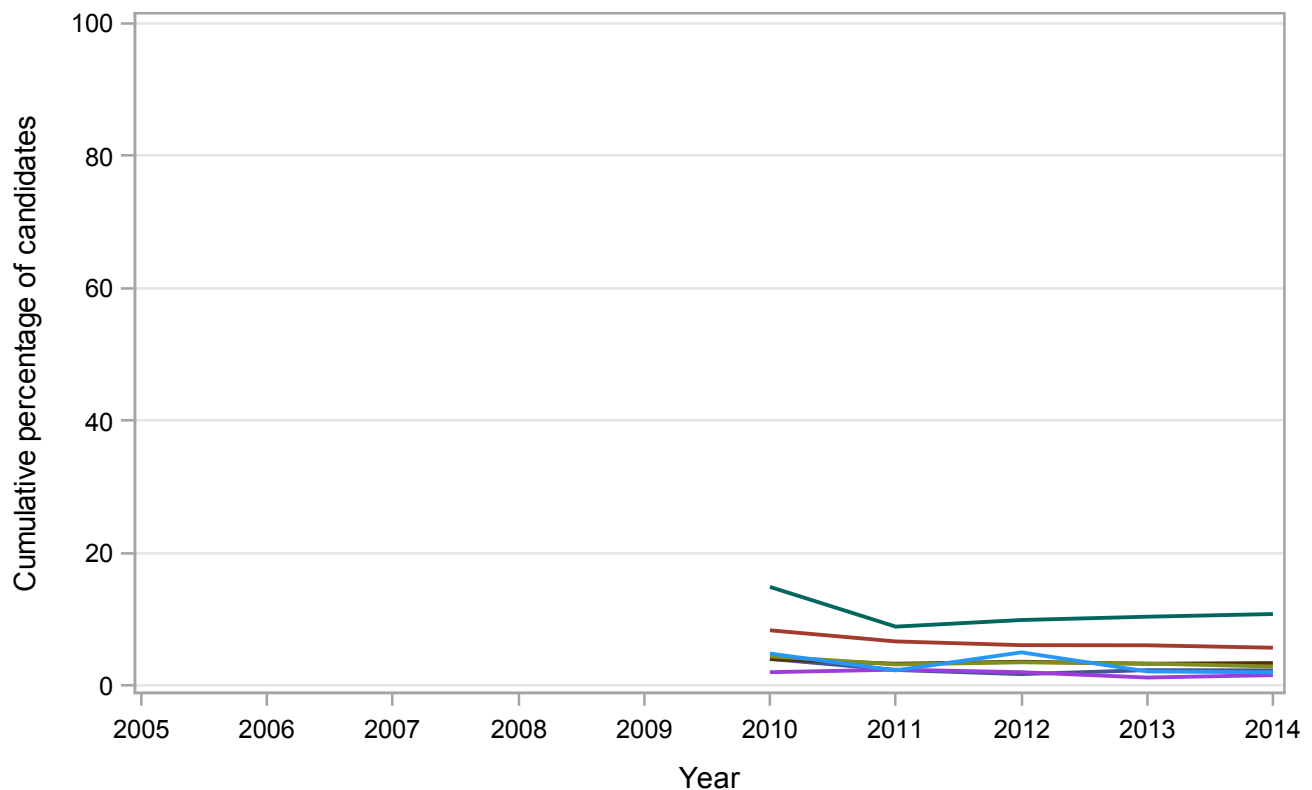
## GCE A Level DRAMA Grade A\* by school type 2005-2014 Cumulative Percentages

School type	2005	2006	2007	2008	2009	2010	2011	2012	2013	2014
Comprehensive	.	.	.	.	.	4.0	2.4	1.7	2.3	2.3
Grammar	.	.	.	.	.	8.3	6.7	6.1	6.1	5.7
Independent	.	.	.	.	.	14.9	8.9	9.9	10.4	10.8
Sixth Form	.	.	.	.	.	4.0	3.3	3.6	3.3	3.4
FE/Tertiary	.	.	.	.	.	2.0	2.4	2.0	1.2	1.6
Academy	.	.	.	.	.	4.4	3.2	3.5	3.3	2.9
Other	.	.	.	.	.	4.8	2.3	5.0	2.1	2.0

### Cumulative Numbers

School type	2005	2006	2007	2008	2009	2010	2011	2012	2013	2014
Comprehensive	.	.	.	.	.	354	150	91	109	97
Grammar	.	.	.	.	.	114	58	51	41	40
Independent	.	.	.	.	.	331	185	201	192	198
Sixth Form	.	.	.	.	.	100	81	88	75	73
FE/Tertiary	.	.	.	.	.	24	27	23	11	13
Academy	.	.	.	.	.	10	92	109	106	88
Other	.	.	.	.	.	20	9	18	7	7

### Cumulative percentage at Grade A\* by school type



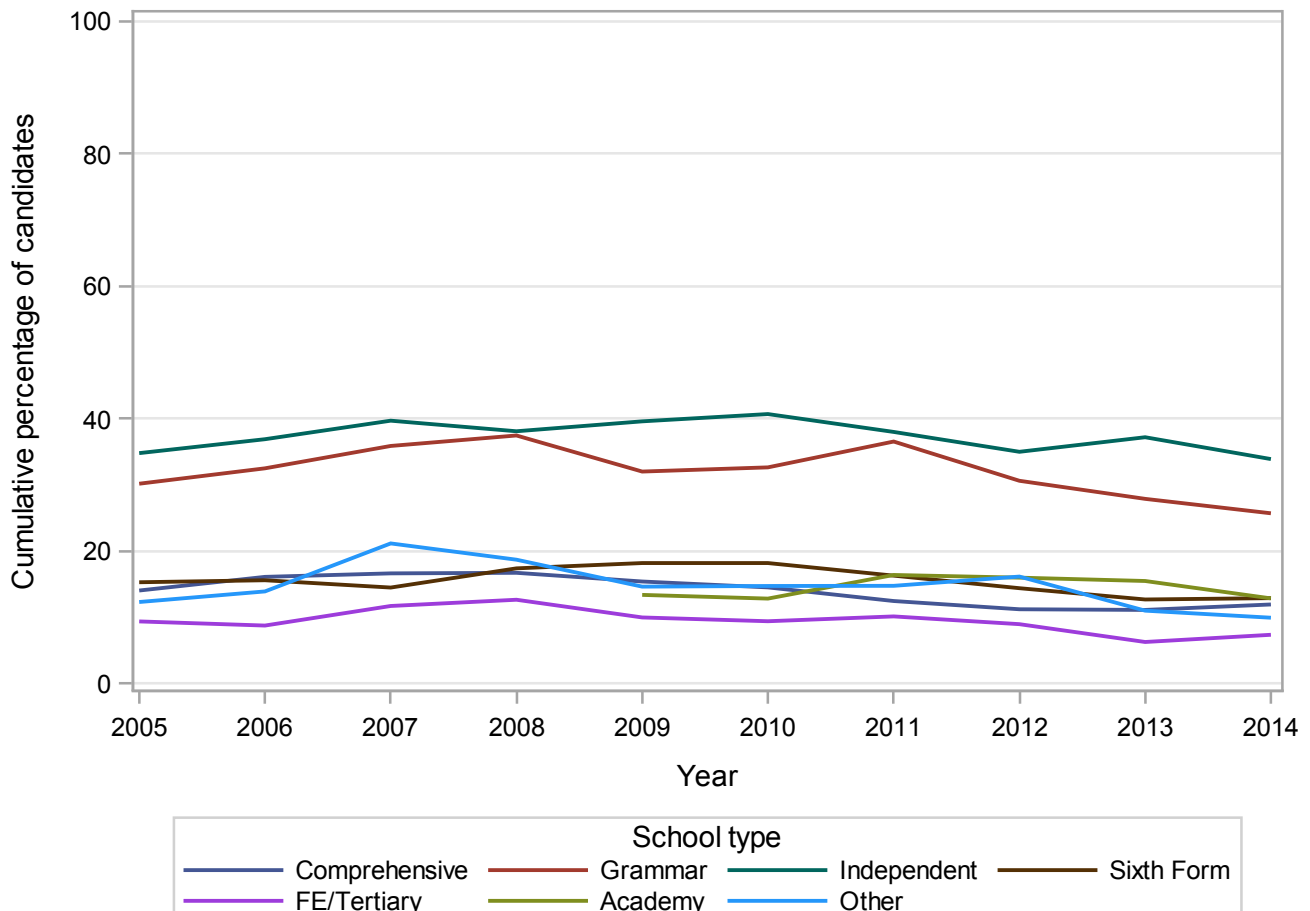
## GCE A Level DRAMA Grade A by school type 2005-2014 Cumulative Percentages

School type	2005	2006	2007	2008	2009	2010	2011	2012	2013	2014
Comprehensive	14.1	16.1	16.6	16.7	15.4	14.5	12.5	11.2	11.1	11.9
Grammar	30.2	32.5	35.9	37.5	32.0	32.7	36.6	30.6	27.9	25.7
Independent	34.8	36.9	39.7	38.1	39.6	40.7	38.0	35.0	37.2	33.9
Sixth Form	15.3	15.6	14.5	17.4	18.2	18.2	16.3	14.4	12.7	12.9
FE/Tertiary	9.4	8.8	11.7	12.7	10.0	9.4	10.1	9.0	6.3	7.4
Academy	.	.	.	.	13.4	12.8	16.4	16.0	15.5	12.9
Other	12.3	13.9	21.2	18.7	14.6	14.7	14.8	16.2	11.0	9.9

### Cumulative Numbers

School type	2005	2006	2007	2008	2009	2010	2011	2012	2013	2014
Comprehensive	1131	1352	1431	1483	1389	1276	795	592	520	505
Grammar	415	471	502	535	462	446	318	256	188	180
Independent	844	920	938	888	910	904	792	712	688	621
Sixth Form	342	370	346	437	434	454	399	354	289	279
FE/Tertiary	117	106	136	150	123	112	114	102	57	61
Academy	.	.	.	.	15	29	473	497	495	393
Other	59	59	80	84	71	61	58	58	36	35

### Cumulative percentage at Grade A by school type



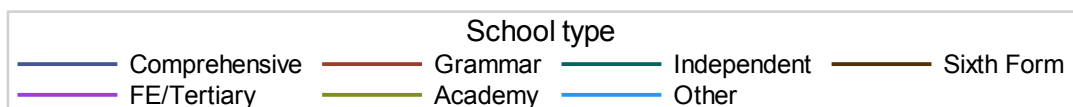
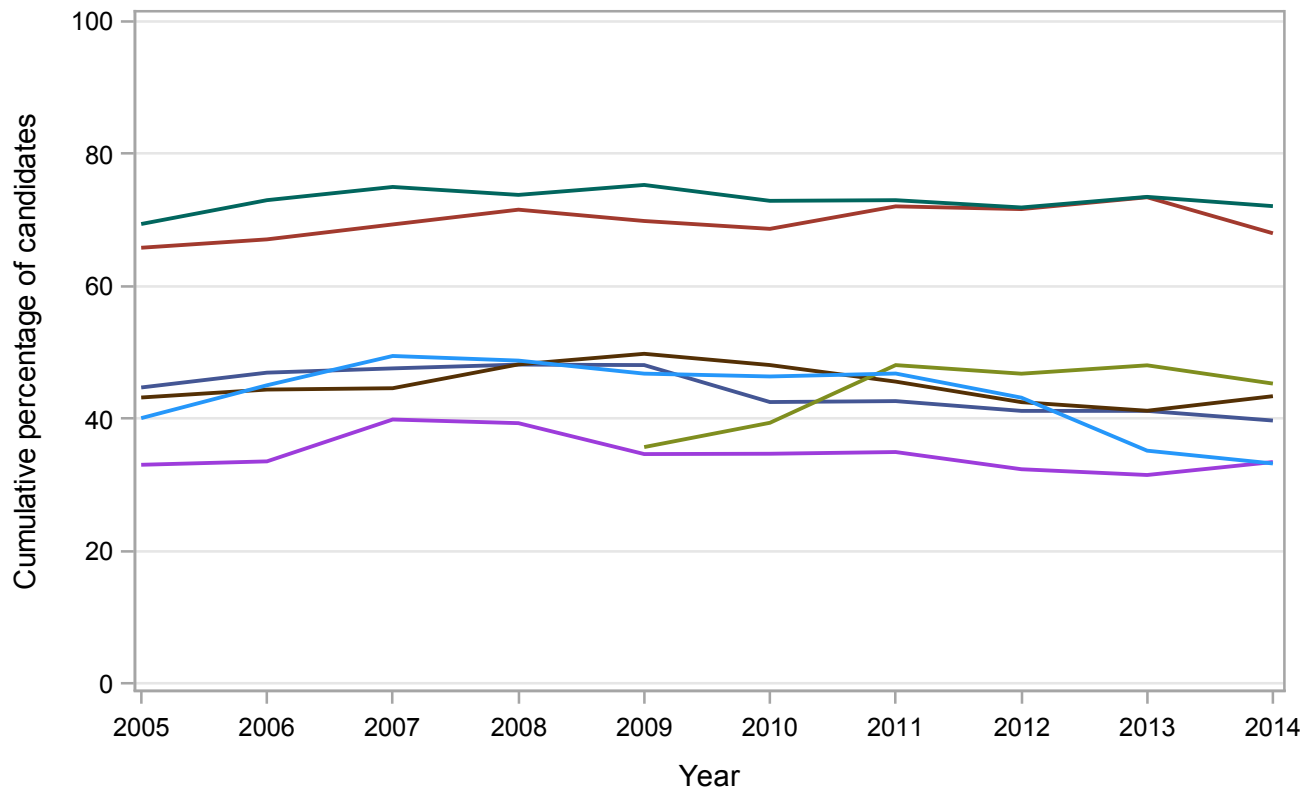
## GCE A Level DRAMA Grade B by school type 2005-2014 Cumulative Percentages

School type	2005	2006	2007	2008	2009	2010	2011	2012	2013	2014
Comprehensive	44.7	47.0	47.6	48.2	48.1	42.5	42.7	41.2	41.2	39.7
Grammar	65.8	67.1	69.3	71.6	69.9	68.7	72.1	71.7	73.4	68.0
Independent	69.4	73.0	75.0	73.8	75.3	72.9	73.0	71.9	73.5	72.1
Sixth Form	43.2	44.4	44.6	48.2	49.8	48.1	45.6	42.5	41.2	43.4
FE/Tertiary	33.0	33.6	39.9	39.3	34.7	34.7	35.0	32.4	31.5	33.5
Academy	.	.	.	.	35.7	39.4	48.1	46.8	48.1	45.3
Other	40.1	45.0	49.5	48.8	46.8	46.4	46.8	43.2	35.2	33.2

### Cumulative Numbers

School type	2005	2006	2007	2008	2009	2010	2011	2012	2013	2014
Comprehensive	3599	3940	4093	4271	4335	3736	2721	2173	1926	1679
Grammar	905	972	970	1022	1008	938	627	599	495	476
Independent	1683	1820	1772	1720	1730	1619	1521	1463	1359	1320
Sixth Form	966	1052	1064	1212	1188	1200	1116	1043	939	937
FE/Tertiary	412	406	463	466	427	413	393	368	286	277
Academy	.	.	.	.	40	89	1387	1454	1536	1384
Other	192	191	187	219	227	192	184	155	115	117

### Cumulative percentage at Grade B by school type



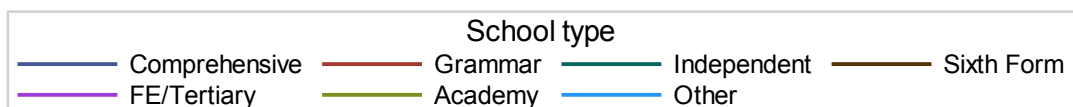
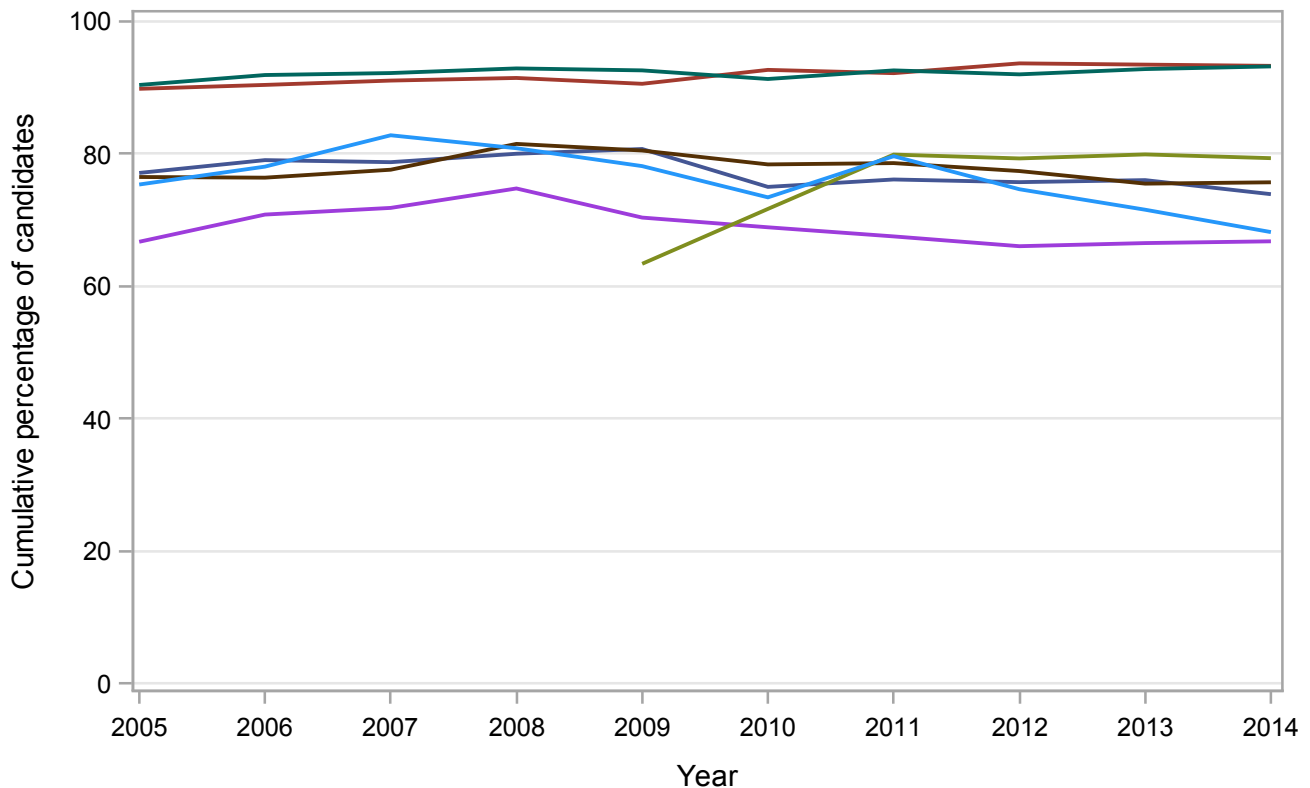
## GCE A Level DRAMA Grade C by school type 2005-2014 Cumulative Percentages

School type	2005	2006	2007	2008	2009	2010	2011	2012	2013	2014
Comprehensive	77.1	79.0	78.7	80.0	80.7	75.0	76.1	75.7	76.0	73.9
Grammar	89.8	90.4	91.1	91.5	90.6	92.7	92.2	93.7	93.5	93.3
Independent	90.4	91.9	92.2	92.9	92.6	91.3	92.6	92.0	92.8	93.2
Sixth Form	76.5	76.4	77.6	81.5	80.5	78.4	78.6	77.4	75.5	75.7
FE/Tertiary	66.7	70.8	71.8	74.8	70.4	68.9	67.5	66.1	66.5	66.8
Academy	.	.	.	.	63.4	71.7	79.9	79.3	79.9	79.3
Other	75.4	78.1	82.8	80.8	78.1	73.4	79.6	74.7	71.6	68.2

### Cumulative Numbers

School type	2005	2006	2007	2008	2009	2010	2011	2012	2013	2014
Comprehensive	6207	6633	6771	7094	7276	6591	4856	3996	3556	3124
Grammar	1235	1310	1274	1306	1307	1266	802	783	630	653
Independent	2192	2291	2179	2165	2128	2028	1930	1872	1716	1706
Sixth Form	1710	1810	1852	2049	1920	1956	1923	1900	1721	1635
FE/Tertiary	832	857	834	886	867	820	759	751	604	553
Academy	.	.	.	.	71	162	2304	2464	2554	2424
Other	361	331	313	363	379	304	313	268	234	240

### Cumulative percentage at Grade C by school type



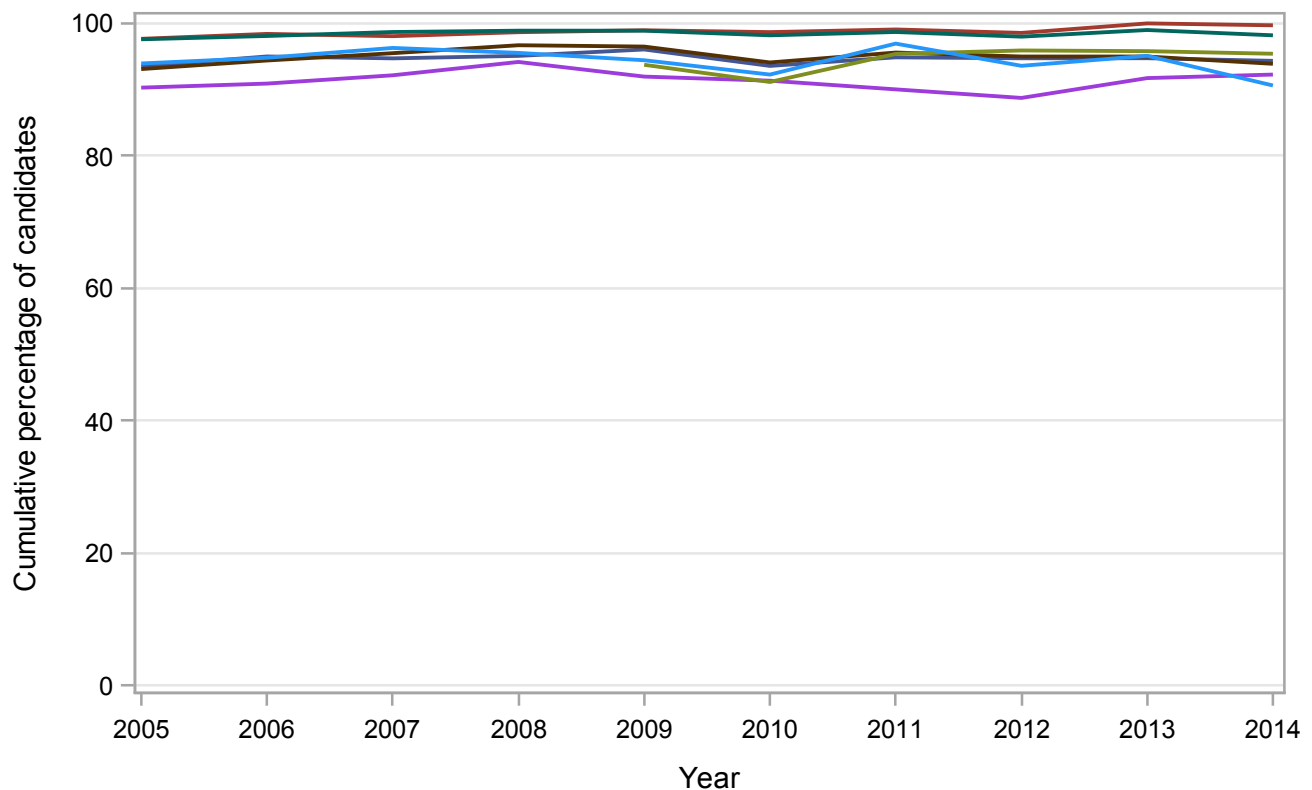
## GCE A Level DRAMA Grade D by school type 2005-2014 Cumulative Percentages

School type	2005	2006	2007	2008	2009	2010	2011	2012	2013	2014
Comprehensive	93.5	95.0	94.7	95.1	96.1	93.6	94.9	94.7	94.7	94.3
Grammar	97.7	98.4	98.1	98.7	99.0	98.7	99.1	98.6	100.0	99.7
Independent	97.6	98.1	98.7	98.9	98.9	98.2	98.7	98.0	99.0	98.2
Sixth Form	93.1	94.4	95.5	96.7	96.5	94.1	95.6	95.0	95.0	93.9
FE/Tertiary	90.3	90.9	92.2	94.2	92.0	91.3	90.0	88.7	91.7	92.3
Academy	.	.	.	.	93.8	91.2	95.4	95.9	95.8	95.4
Other	93.9	94.8	96.3	95.5	94.4	92.3	96.9	93.6	95.1	90.6

### Cumulative Numbers

School type	2005	2006	2007	2008	2009	2010	2011	2012	2013	2014
Comprehensive	7528	7972	8145	8431	8658	8223	6052	4999	4431	3988
Grammar	1343	1426	1372	1409	1428	1348	862	824	674	698
Independent	2367	2446	2332	2305	2273	2181	2057	1994	1831	1798
Sixth Form	2081	2236	2279	2431	2302	2348	2339	2332	2165	2028
FE/Tertiary	1126	1100	1070	1116	1133	1087	1012	1009	833	764
Academy	.	.	.	.	105	206	2751	2980	3062	2915
Other	450	402	364	429	458	382	381	336	311	319

### Cumulative percentage at Grade D by school type



School type			
Comprehensive	Grammar	Independent	Sixth Form
FE/Tertiary	Academy	Other	



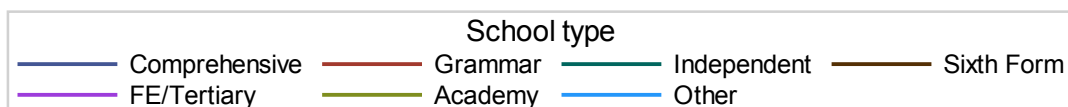
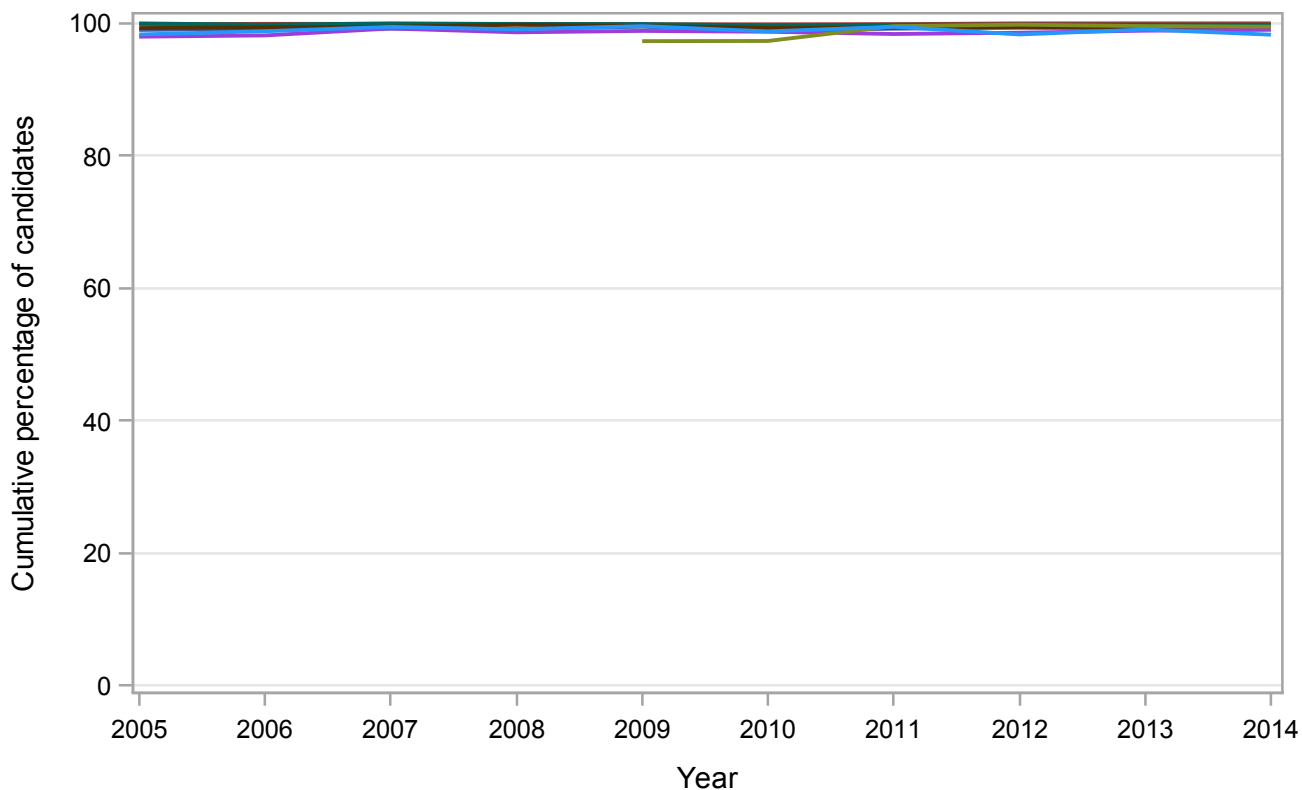
## GCE A Level DRAMA Grade E by school type 2005-2014 Cumulative Percentages

School type	2005	2006	2007	2008	2009	2010	2011	2012	2013	2014
Comprehensive	99.0	99.2	99.2	99.2	99.5	98.9	99.2	99.4	99.4	99.5
Grammar	99.9	99.9	99.9	99.9	99.9	99.9	99.9	100.0	100.0	100.0
Independent	100.0	99.8	100.0	99.9	99.9	99.7	99.8	99.8	99.8	99.8
Sixth Form	99.3	99.4	99.5	99.8	99.6	99.3	99.4	99.4	99.3	99.4
FE/Tertiary	98.0	98.2	99.2	98.6	98.9	98.7	98.4	98.6	98.9	99.0
Academy	.	.	.	.	97.3	97.3	99.6	99.8	99.6	99.5
Other	98.3	98.8	99.5	99.1	99.6	98.8	99.5	98.3	99.1	98.3

### Cumulative Numbers

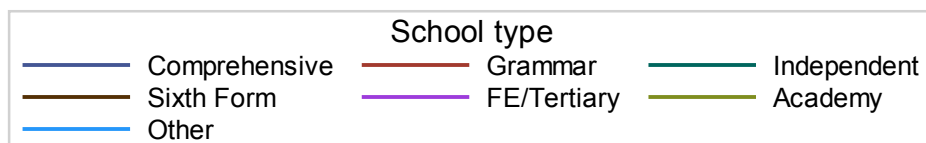
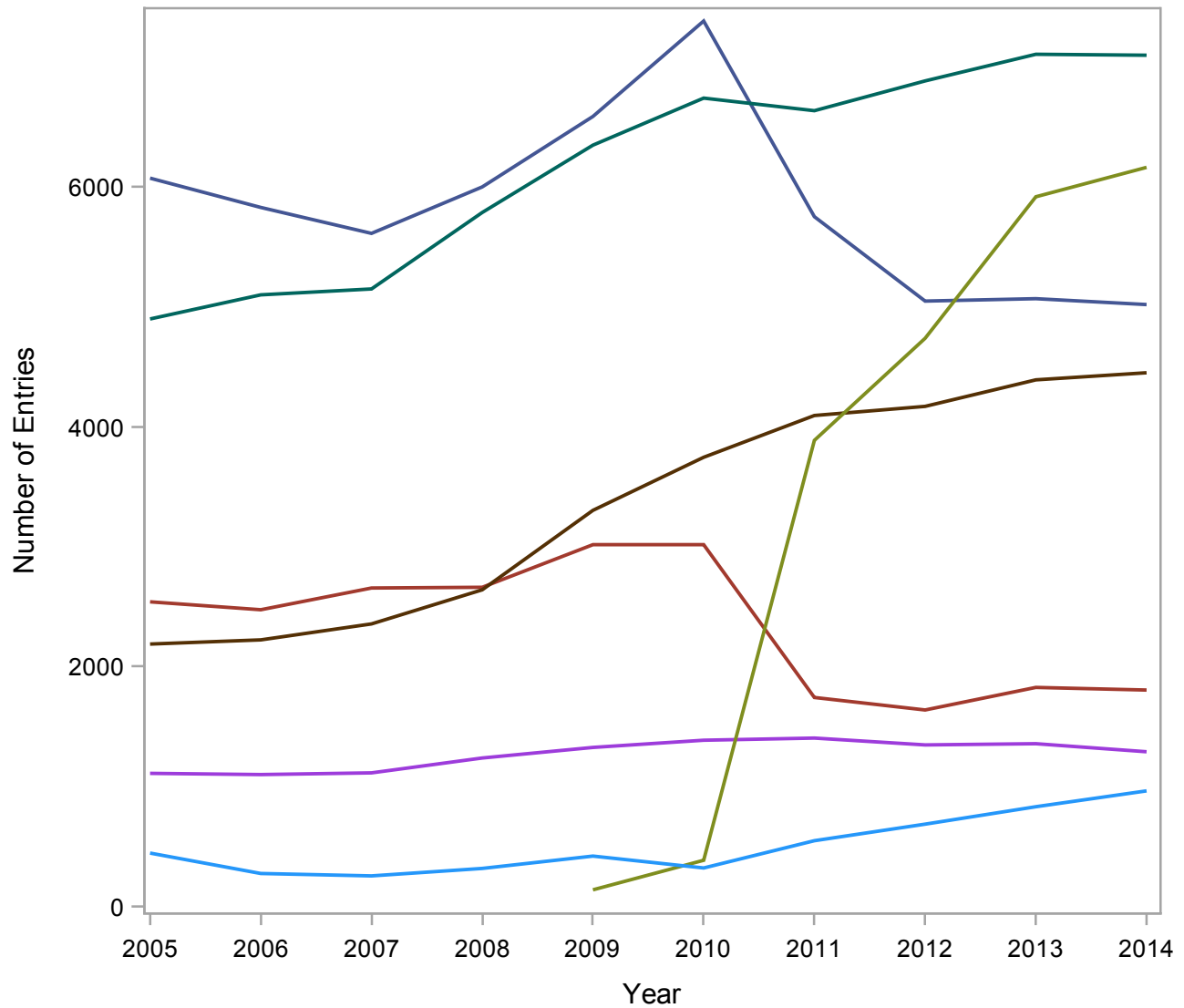
School type	2005	2006	2007	2008	2009	2010	2011	2012	2013	2014
Comprehensive	7970	8323	8532	8794	8968	8694	6328	5244	4648	4206
Grammar	1373	1448	1398	1427	1441	1364	869	836	674	700
Independent	2425	2488	2363	2329	2296	2214	2080	2031	1845	1827
Sixth Form	2219	2355	2374	2509	2375	2478	2432	2440	2263	2147
FE/Tertiary	1222	1188	1152	1169	1218	1175	1106	1121	898	820
Academy	.	.	.	.	109	220	2872	3101	3183	3040
Other	471	419	376	445	483	409	391	353	324	346

### Cumulative percentage at Grade E by school type



## Numbers of GCE A Level entries in ECONOMICS by school type 2005-2014

School type	2005	2006	2007	2008	2009	2010	2011	2012	2013	2014
Comprehensive	6069	5825	5609	5996	6583	7378	5748	5045	5065	5016
Grammar	2540	2474	2655	2661	3016	3016	1743	1639	1827	1805
Independent	4896	5097	5146	5783	6344	6736	6631	6879	7101	7093
Sixth Form	2188	2223	2356	2640	3302	3744	4092	4168	4389	4448
FE/Tertiary	1111	1101	1115	1239	1327	1387	1405	1348	1358	1291
Academy	.	.	.	.	141	387	3885	4735	5914	6159
Other	447	277	257	319	422	323	550	688	833	965



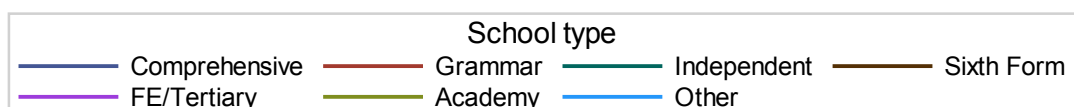
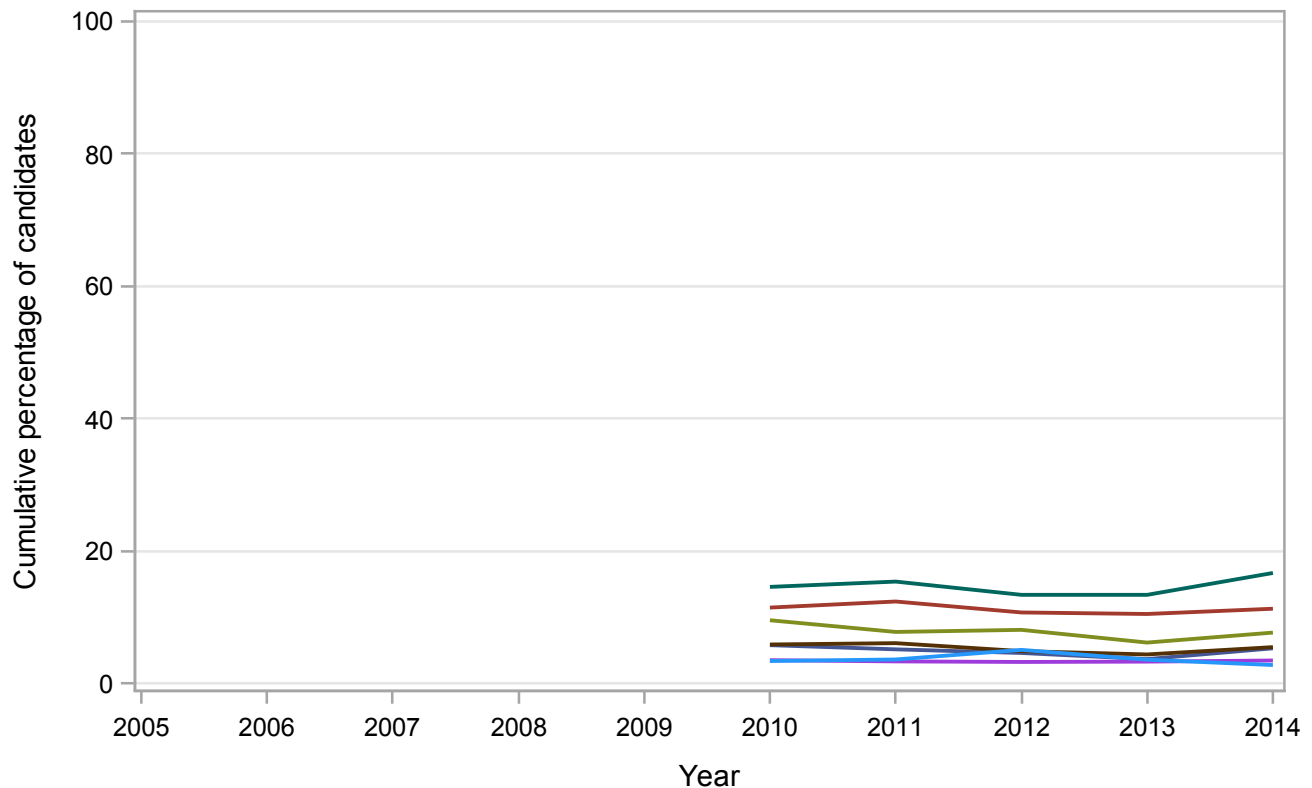
## GCE A Level ECONOMICS Grade A\* by school type 2005-2014 Cumulative Percentages

School type	2005	2006	2007	2008	2009	2010	2011	2012	2013	2014
Comprehensive	.	.	.	.	.	5.8	5.2	4.6	3.7	5.3
Grammar	.	.	.	.	.	11.5	12.4	10.7	10.5	11.3
Independent	.	.	.	.	.	14.6	15.4	13.4	13.4	16.7
Sixth Form	.	.	.	.	.	5.9	6.1	4.9	4.4	5.5
FE/Tertiary	.	.	.	.	.	3.5	3.3	3.3	3.3	3.5
Academy	.	.	.	.	.	9.6	7.8	8.1	6.2	7.7
Other	.	.	.	.	.	3.4	3.6	5.1	3.6	2.8

### Cumulative Numbers

School type	2005	2006	2007	2008	2009	2010	2011	2012	2013	2014
Comprehensive	.	.	.	.	.	428	297	233	187	267
Grammar	.	.	.	.	.	346	216	176	192	204
Independent	.	.	.	.	.	983	1021	922	952	1185
Sixth Form	.	.	.	.	.	221	250	204	193	245
FE/Tertiary	.	.	.	.	.	49	47	44	45	45
Academy	.	.	.	.	.	37	303	384	366	474
Other	.	.	.	.	.	11	20	35	30	27

### Cumulative percentage at Grade A\* by school type



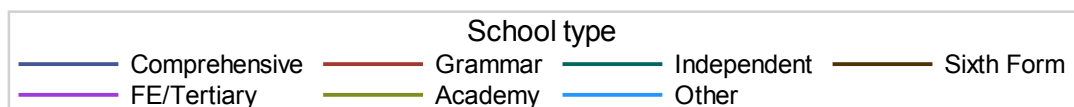
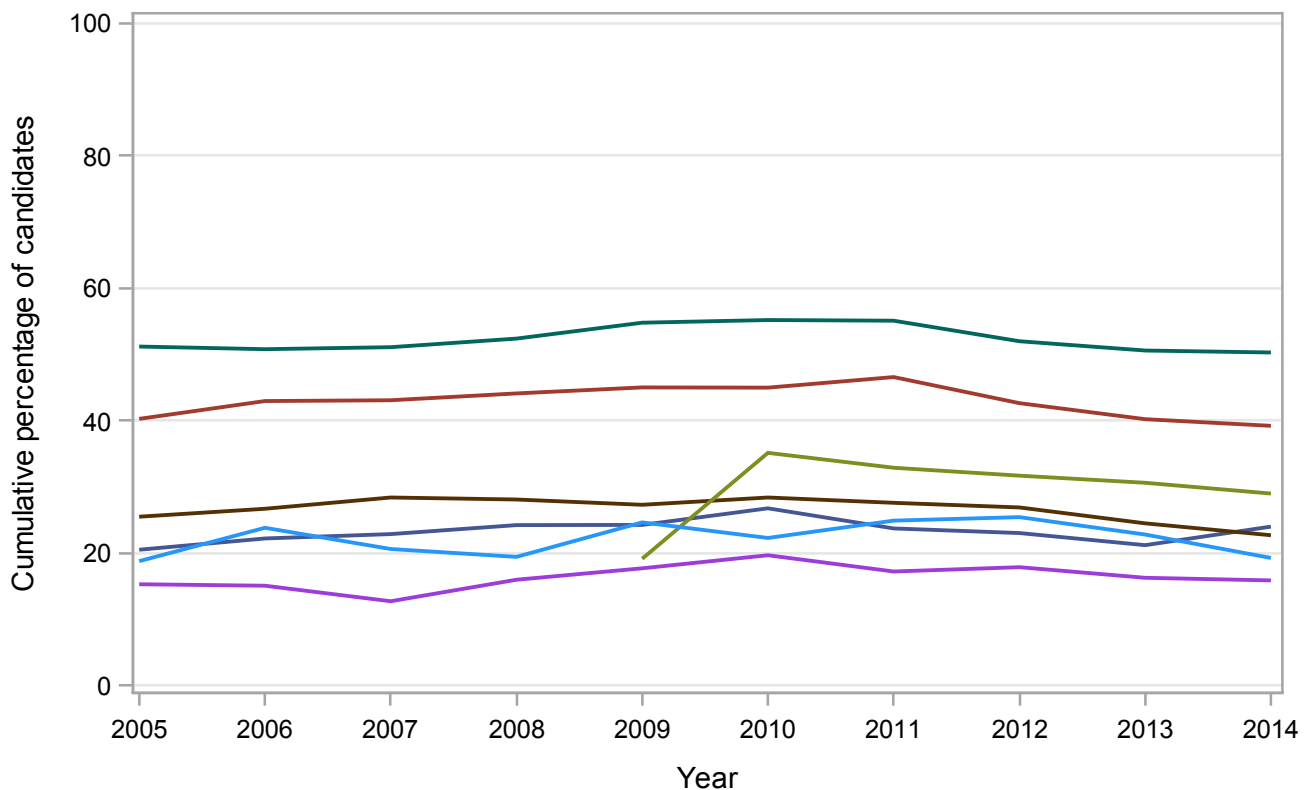
## GCE A Level ECONOMICS Grade A by school type 2005-2014 Cumulative Percentages

School type	2005	2006	2007	2008	2009	2010	2011	2012	2013	2014
Comprehensive	20.5	22.2	22.9	24.2	24.3	26.8	23.7	23.0	21.2	24.0
Grammar	40.3	43.0	43.1	44.1	45.0	45.0	46.6	42.6	40.2	39.2
Independent	51.2	50.8	51.1	52.4	54.8	55.2	55.1	52.0	50.6	50.3
Sixth Form	25.5	26.7	28.4	28.1	27.3	28.4	27.6	26.9	24.5	22.7
FE/Tertiary	15.3	15.1	12.7	16.0	17.7	19.7	17.2	17.9	16.3	15.9
Academy	.	.	.	.	19.1	35.1	32.9	31.7	30.6	29.0
Other	18.8	23.8	20.6	19.4	24.6	22.3	24.9	25.4	22.8	19.3

### Cumulative Numbers

School type	2005	2006	2007	2008	2009	2010	2011	2012	2013	2014
Comprehensive	1245	1294	1283	1453	1597	1975	1364	1162	1074	1204
Grammar	1023	1063	1144	1174	1358	1357	812	699	735	708
Independent	2507	2589	2630	3030	3477	3718	3654	3577	3593	3568
Sixth Form	558	594	669	742	901	1063	1129	1121	1075	1010
FE/Tertiary	170	166	142	198	235	273	242	241	221	205
Academy	.	.	.	.	27	136	1278	1501	1811	1786
Other	84	66	53	62	104	72	137	175	190	186

### Cumulative percentage at Grade A by school type



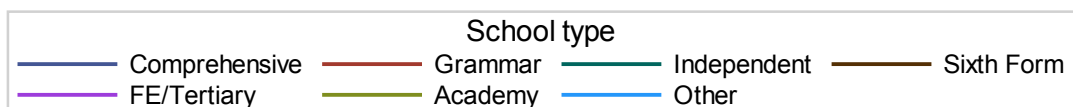
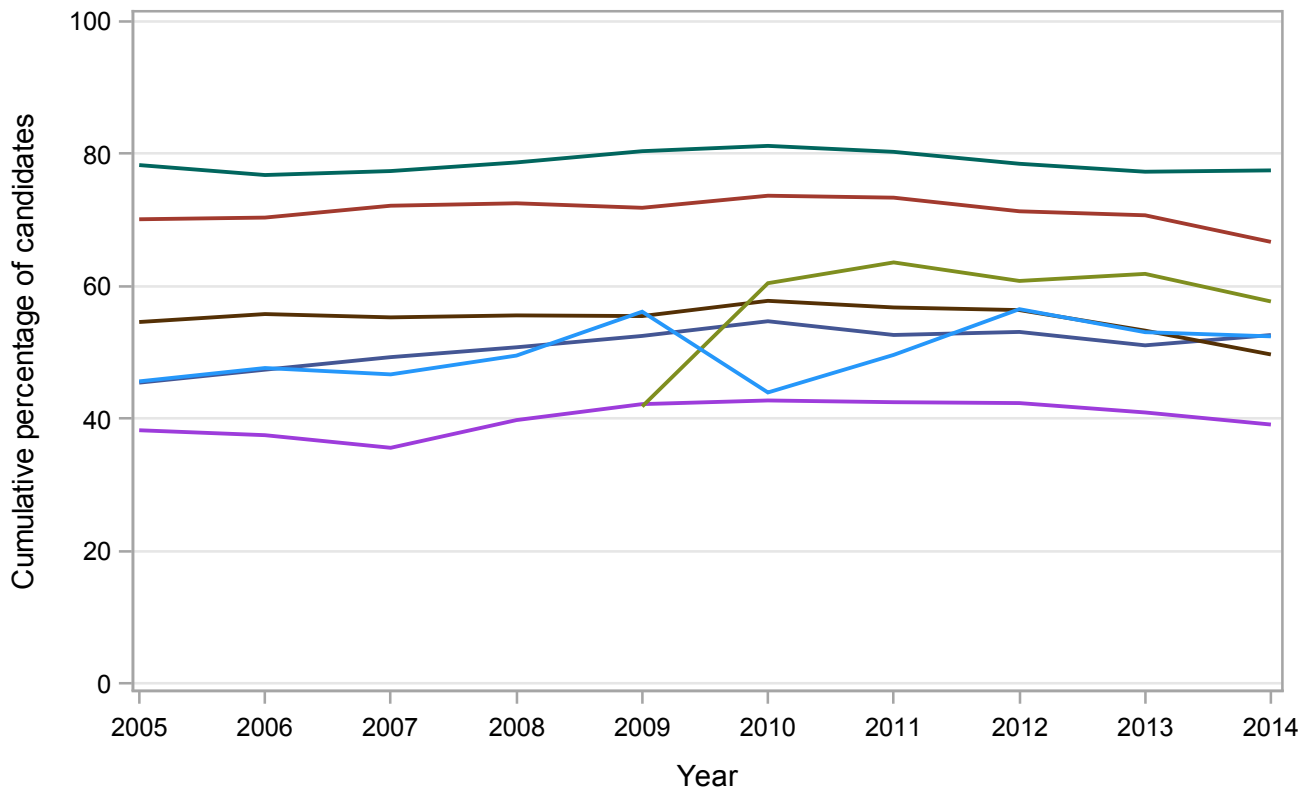
## GCE A Level ECONOMICS Grade B by school type 2005-2014 Cumulative Percentages

School type	2005	2006	2007	2008	2009	2010	2011	2012	2013	2014
Comprehensive	45.4	47.4	49.3	50.8	52.5	54.7	52.6	53.1	51.1	52.6
Grammar	70.1	70.4	72.2	72.5	71.9	73.7	73.4	71.3	70.7	66.7
Independent	78.3	76.8	77.4	78.7	80.4	81.2	80.3	78.5	77.3	77.5
Sixth Form	54.6	55.8	55.3	55.6	55.5	57.8	56.8	56.4	53.3	49.7
FE/Tertiary	38.3	37.5	35.6	39.8	42.2	42.8	42.5	42.4	40.9	39.1
Academy	.	.	.	.	41.8	60.5	63.6	60.8	61.9	57.7
Other	45.6	47.7	46.7	49.5	56.2	44.0	49.6	56.5	53.1	52.4

### Cumulative Numbers

School type	2005	2006	2007	2008	2009	2010	2011	2012	2013	2014
Comprehensive	2758	2761	2765	3045	3456	4037	3026	2679	2587	2640
Grammar	1781	1741	1916	1930	2167	2222	1279	1169	1292	1204
Independent	3834	3914	3983	4551	5101	5470	5325	5400	5489	5497
Sixth Form	1195	1240	1303	1468	1833	2164	2324	2351	2339	2211
FE/Tertiary	425	413	397	493	560	593	597	571	556	505
Academy	.	.	.	.	59	234	2471	2879	3659	3554
Other	204	132	120	158	237	142	273	389	442	506

### Cumulative percentage at Grade B by school type



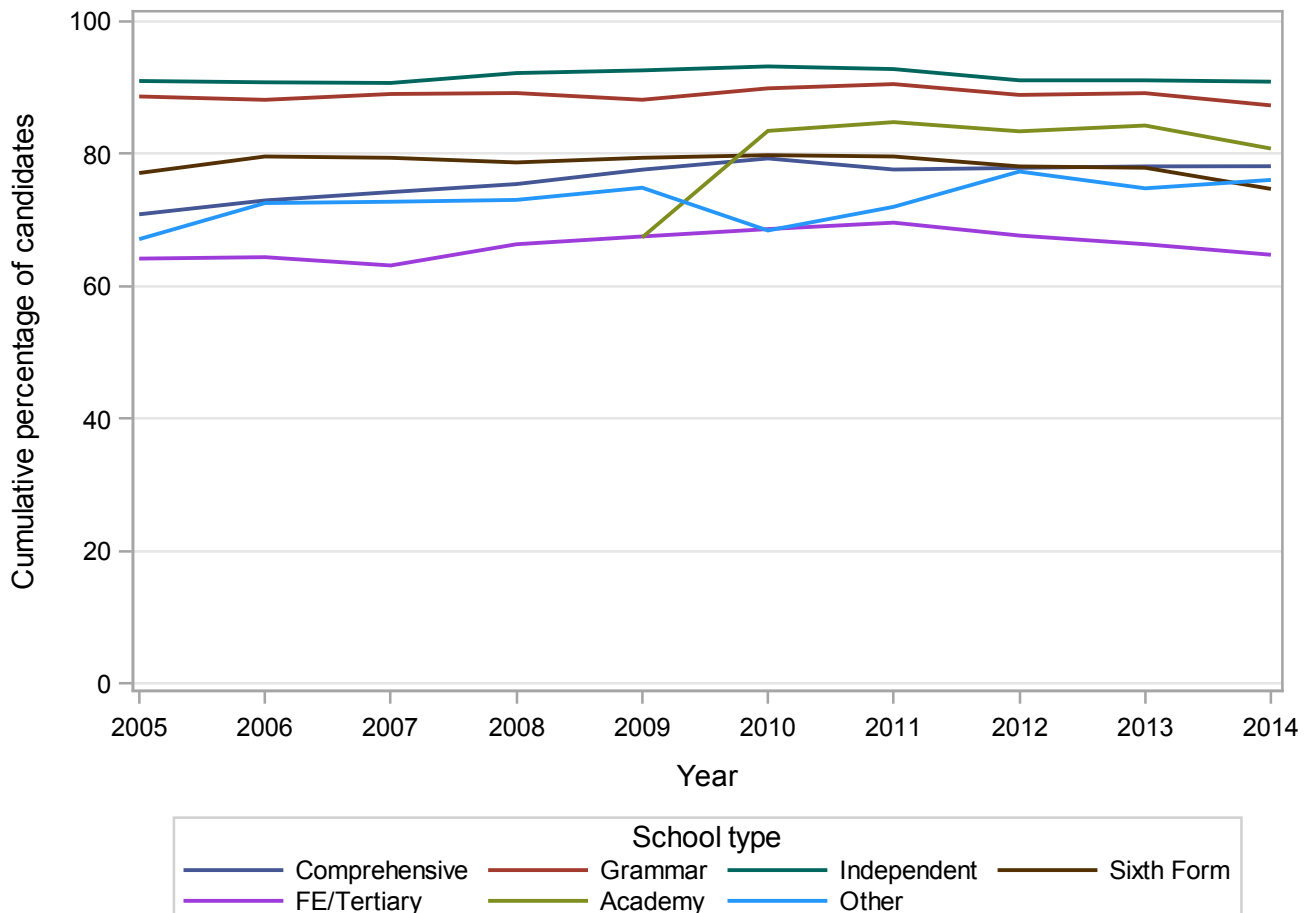
## GCE A Level ECONOMICS Grade C by school type 2005-2014 Cumulative Percentages

School type	2005	2006	2007	2008	2009	2010	2011	2012	2013	2014
Comprehensive	70.9	73.0	74.2	75.4	77.6	79.3	77.6	77.9	78.1	78.1
Grammar	88.7	88.2	89.0	89.2	88.2	89.9	90.5	88.9	89.2	87.3
Independent	91.0	90.8	90.7	92.2	92.6	93.2	92.8	91.1	91.1	90.9
Sixth Form	77.1	79.6	79.4	78.7	79.4	79.8	79.6	78.1	77.9	74.7
FE/Tertiary	64.2	64.4	63.1	66.3	67.5	68.6	69.6	67.7	66.3	64.8
Academy	.	.	.	.	67.4	83.5	84.8	83.4	84.3	80.8
Other	67.1	72.6	72.8	73.0	74.9	68.4	72.0	77.3	74.8	76.1

### Cumulative Numbers

School type	2005	2006	2007	2008	2009	2010	2011	2012	2013	2014
Comprehensive	4301	4250	4163	4523	5109	5851	4462	3929	3956	3919
Grammar	2252	2181	2364	2373	2659	2711	1578	1457	1629	1576
Independent	4455	4628	4667	5332	5875	6278	6154	6267	6469	6448
Sixth Form	1687	1770	1871	2078	2622	2988	3257	3255	3419	3323
FE/Tertiary	713	709	704	822	896	952	978	912	901	836
Academy	.	.	.	.	95	323	3294	3949	4984	4976
Other	300	201	187	233	316	221	396	532	623	734

### Cumulative percentage at Grade C by school type



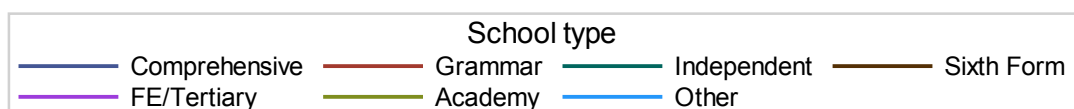
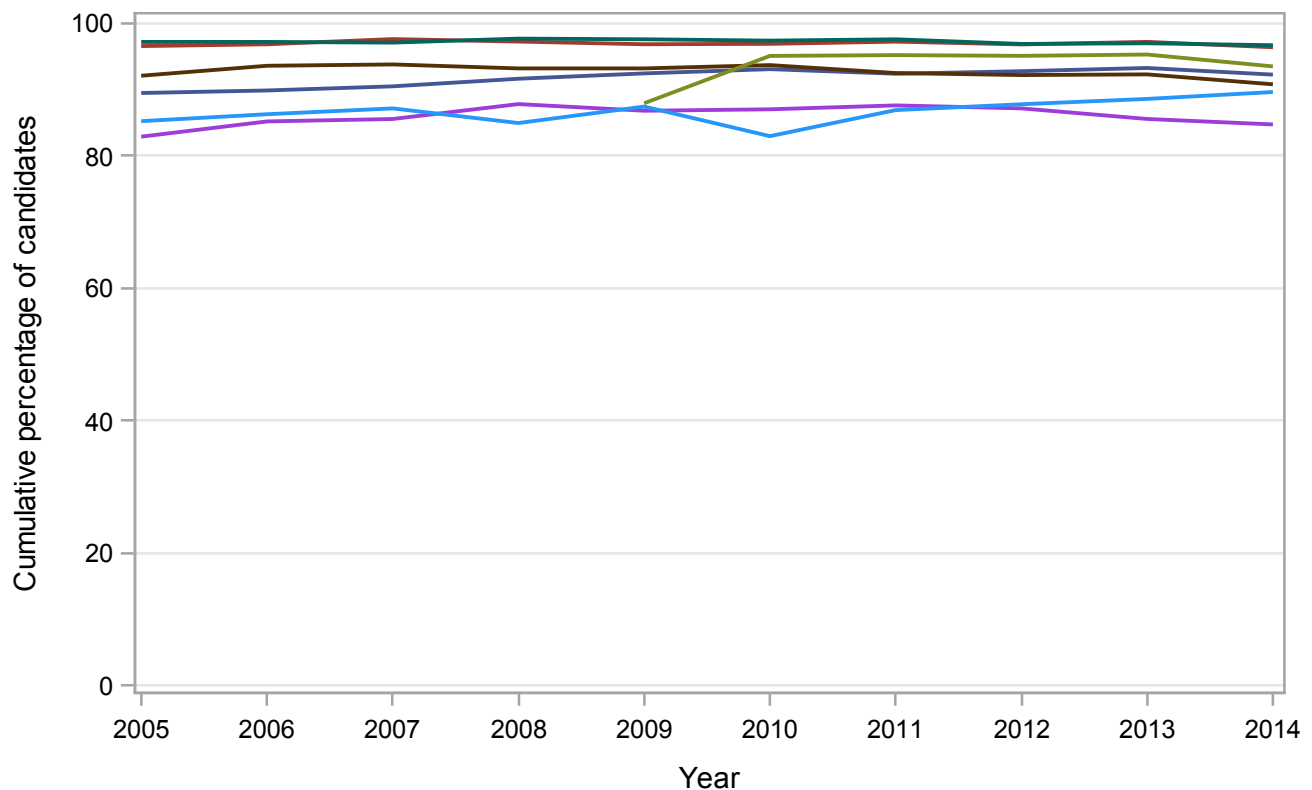
## GCE A Level ECONOMICS Grade D by school type 2005-2014 Cumulative Percentages

School type	2005	2006	2007	2008	2009	2010	2011	2012	2013	2014
Comprehensive	89.5	89.9	90.5	91.6	92.5	93.1	92.4	92.8	93.3	92.3
Grammar	96.6	96.8	97.6	97.3	96.9	96.9	97.2	96.8	97.2	96.4
Independent	97.2	97.2	97.1	97.7	97.6	97.4	97.6	96.9	97.0	96.7
Sixth Form	92.1	93.6	93.8	93.2	93.2	93.7	92.5	92.2	92.3	90.8
FE/Tertiary	82.9	85.2	85.6	87.8	86.8	87.0	87.6	87.2	85.6	84.7
Academy	.	.	.	.	87.9	95.1	95.2	95.1	95.3	93.5
Other	85.2	86.3	87.2	85.0	87.4	83.0	86.9	87.8	88.6	89.6

### Cumulative Numbers

School type	2005	2006	2007	2008	2009	2010	2011	2012	2013	2014
Comprehensive	5431	5235	5076	5495	6086	6868	5311	4681	4724	4628
Grammar	2453	2396	2592	2588	2921	2923	1695	1587	1776	1740
Independent	4759	4954	4997	5650	6192	6561	6472	6666	6888	6859
Sixth Form	2015	2081	2210	2460	3077	3508	3785	3843	4051	4039
FE/Tertiary	921	938	954	1088	1152	1207	1231	1175	1162	1094
Academy	.	.	.	.	124	368	3699	4503	5636	5759
Other	381	239	224	271	369	268	478	604	738	865

### Cumulative percentage at Grade D by school type



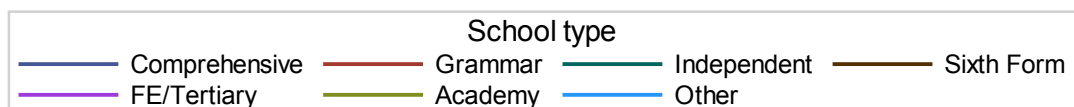
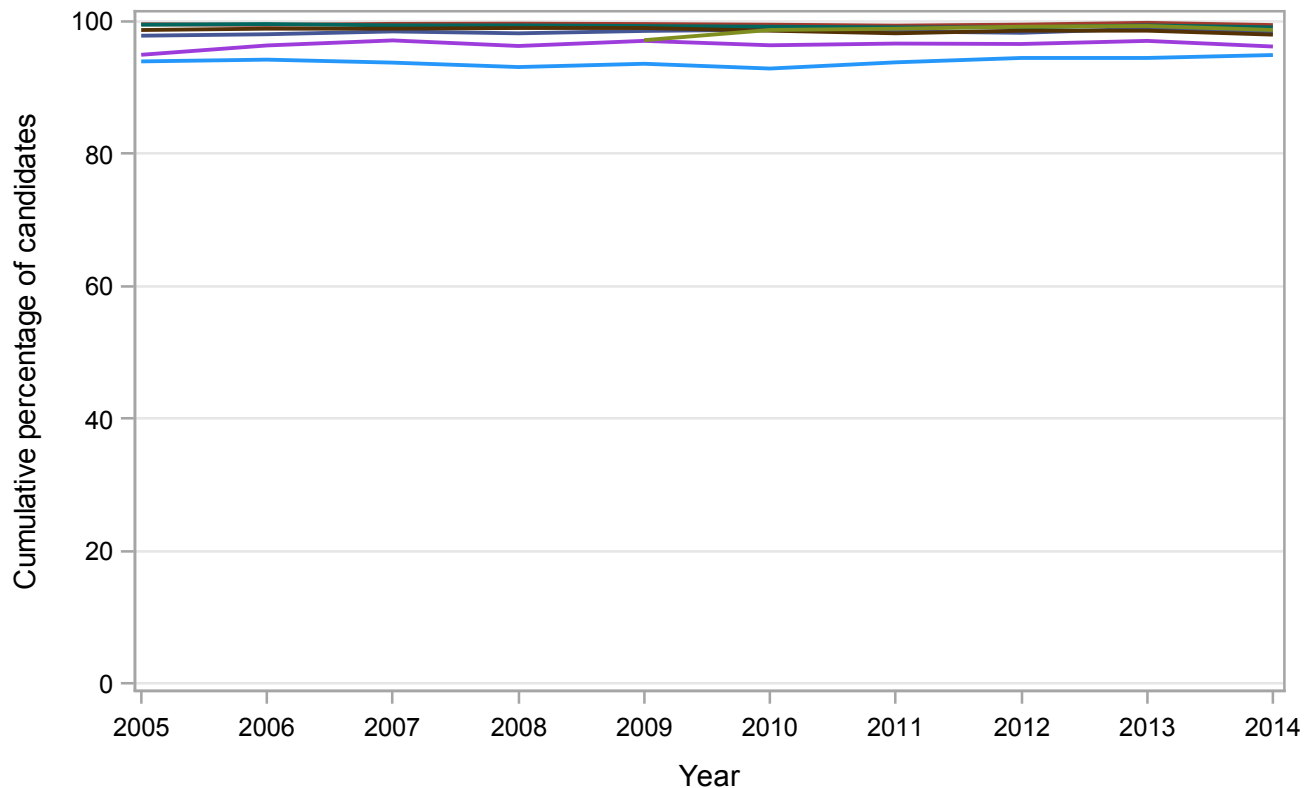
## GCE A Level ECONOMICS Grade E by school type 2005-2014 Cumulative Percentages

School type	2005	2006	2007	2008	2009	2010	2011	2012	2013	2014
Comprehensive	97.8	98.1	98.5	98.2	98.6	98.8	98.5	98.3	98.9	98.4
Grammar	99.6	99.5	99.6	99.7	99.6	99.5	99.4	99.5	99.8	99.4
Independent	99.5	99.6	99.4	99.4	99.3	99.2	99.1	99.1	99.4	99.1
Sixth Form	98.7	98.9	98.9	99.0	99.0	98.6	98.2	98.6	98.6	98.0
FE/Tertiary	95.0	96.4	97.1	96.3	97.1	96.4	96.7	96.6	97.1	96.2
Academy	.	.	.	.	97.2	98.7	98.9	99.2	99.3	98.7
Other	94.0	94.2	93.8	93.1	93.6	92.9	93.8	94.5	94.5	94.9

### Cumulative Numbers

School type	2005	2006	2007	2008	2009	2010	2011	2012	2013	2014
Comprehensive	5938	5712	5524	5888	6488	7286	5661	4958	5010	4936
Grammar	2529	2461	2645	2652	3004	3001	1732	1631	1823	1795
Independent	4872	5077	5115	5748	6300	6682	6571	6817	7058	7029
Sixth Form	2160	2199	2330	2614	3269	3692	4018	4110	4328	4359
FE/Tertiary	1055	1061	1083	1193	1288	1337	1358	1302	1318	1242
Academy	.	.	.	.	137	382	3842	4697	5873	6079
Other	420	261	241	297	395	300	516	650	787	916

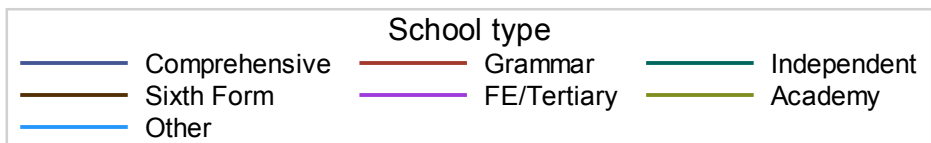
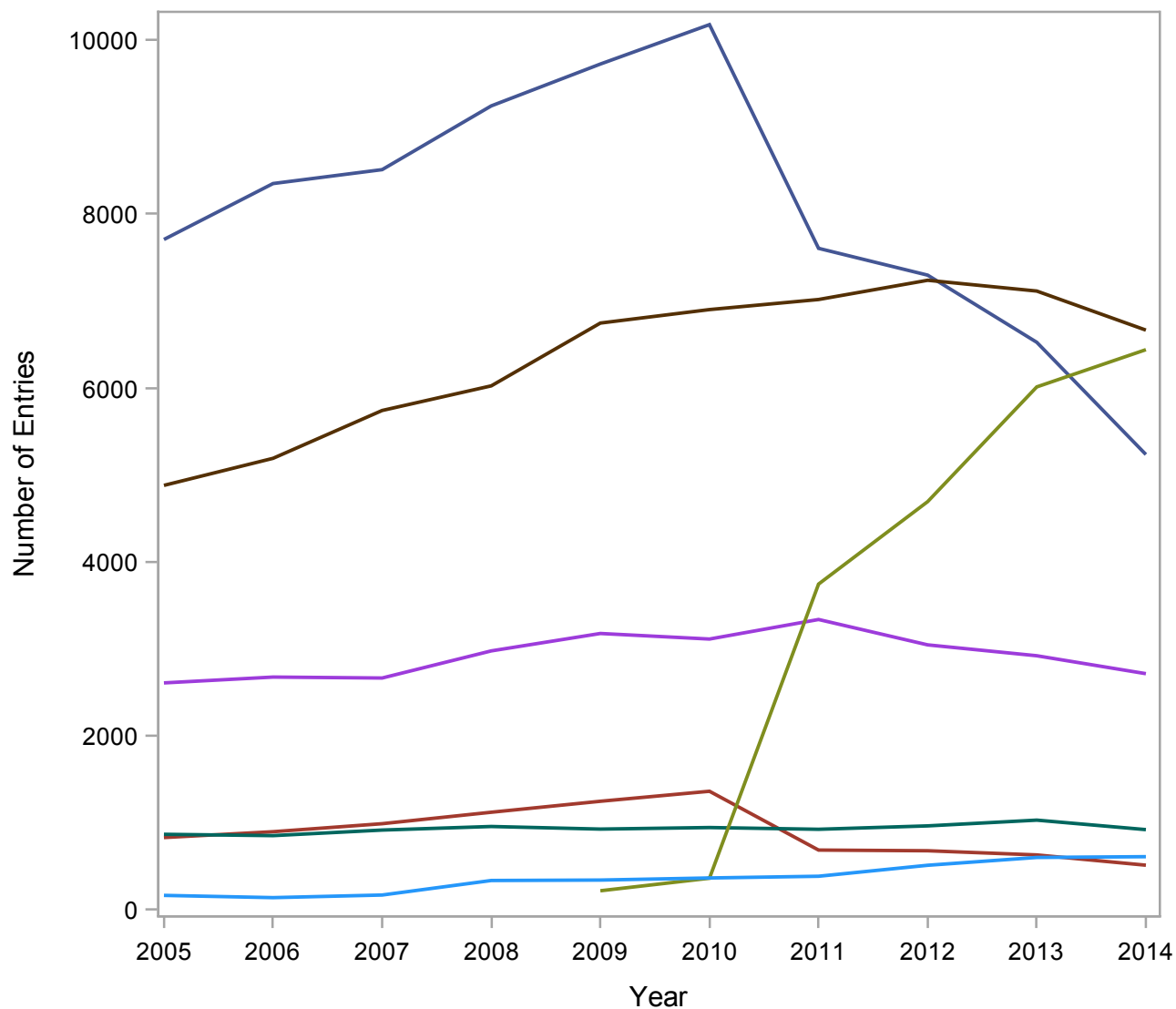
### Cumulative percentage at Grade E by school type





# Numbers of GCE A Level entries in ENGLISH LANGUAGE by school type 2005-2014

School type	2005	2006	2007	2008	2009	2010	2011	2012	2013	2014
Comprehensive	7705	8348	8508	9241	9722	10175	7603	7295	6523	5233
Grammar	829	896	988	1120	1246	1361	685	677	629	511
Independent	866	851	915	956	926	944	924	963	1029	920
Sixth Form	4878	5189	5739	6022	6744	6899	7015	7236	7112	6663
FE/Tertiary	2607	2674	2663	2975	3175	3111	3336	3044	2919	2713
Academy	.	.	.	.	217	361	3743	4691	6010	6438
Other	164	138	168	335	340	364	384	510	600	609



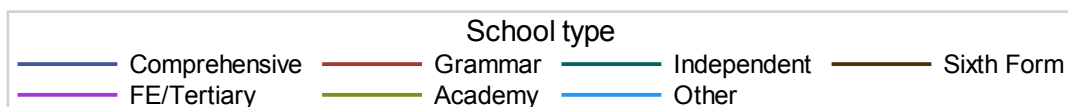
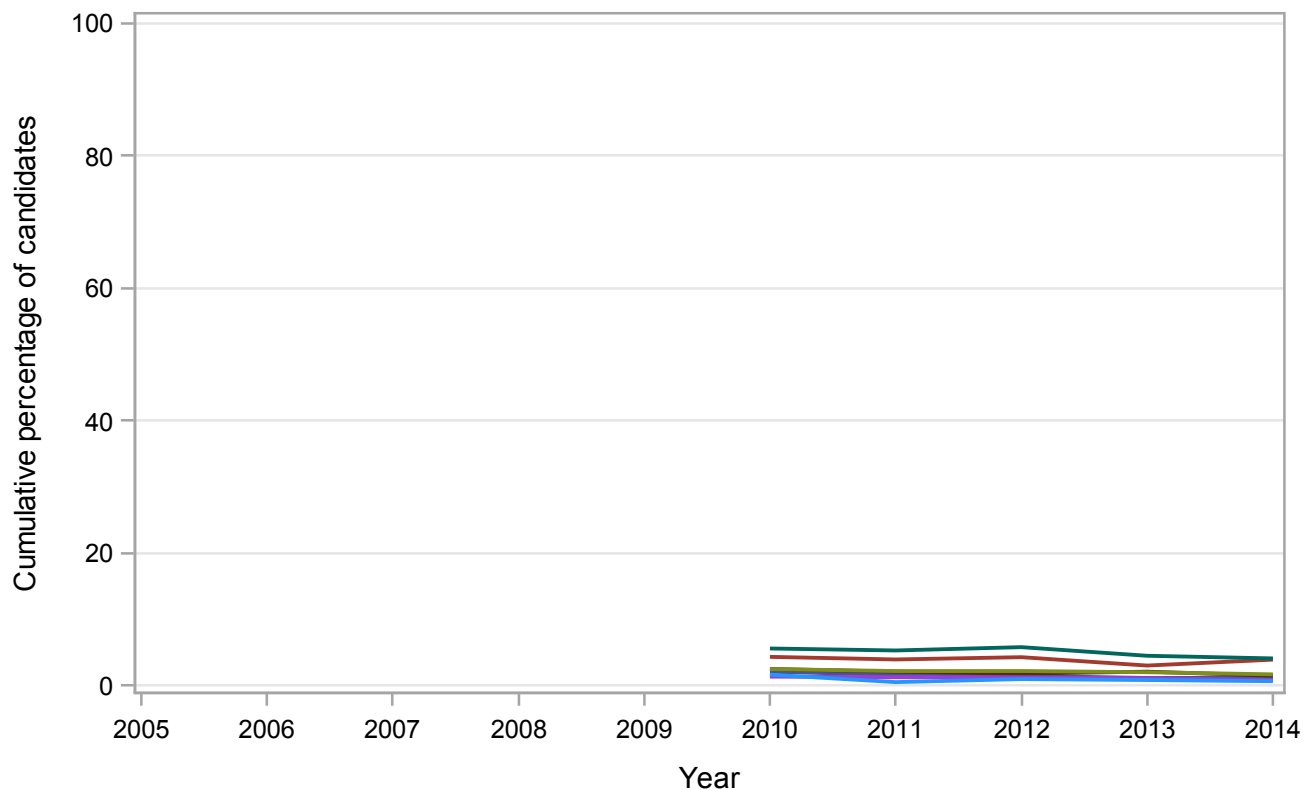
## GCE A Level ENGLISH LANGUAGE Grade A\* by school type 2005-2014 Cumulative Percentages

School type	2005	2006	2007	2008	2009	2010	2011	2012	2013	2014
Comprehensive	.	.	.	.	.	2.1	1.6	1.5	1.1	1.2
Grammar	.	.	.	.	.	4.3	3.9	4.3	3.0	3.9
Independent	.	.	.	.	.	5.6	5.3	5.8	4.5	4.1
Sixth Form	.	.	.	.	.	2.5	2.1	1.8	2.1	1.5
FE/Tertiary	.	.	.	.	.	1.4	1.3	1.2	1.1	0.8
Academy	.	.	.	.	.	2.5	2.2	2.2	2.0	1.7
Other	.	.	.	.	.	1.6	0.5	1.0	0.8	0.7

### Cumulative Numbers

School type	2005	2006	2007	2008	2009	2010	2011	2012	2013	2014
Comprehensive	.	.	.	.	.	212	125	107	75	62
Grammar	.	.	.	.	.	59	27	29	19	20
Independent	.	.	.	.	.	53	49	56	46	38
Sixth Form	.	.	.	.	.	172	147	130	149	100
FE/Tertiary	.	.	.	.	.	42	42	38	32	23
Academy	.	.	.	.	.	9	82	103	121	109
Other	.	.	.	.	.	6	2	5	5	4

**Cumulative percentage at Grade A\* by school type**



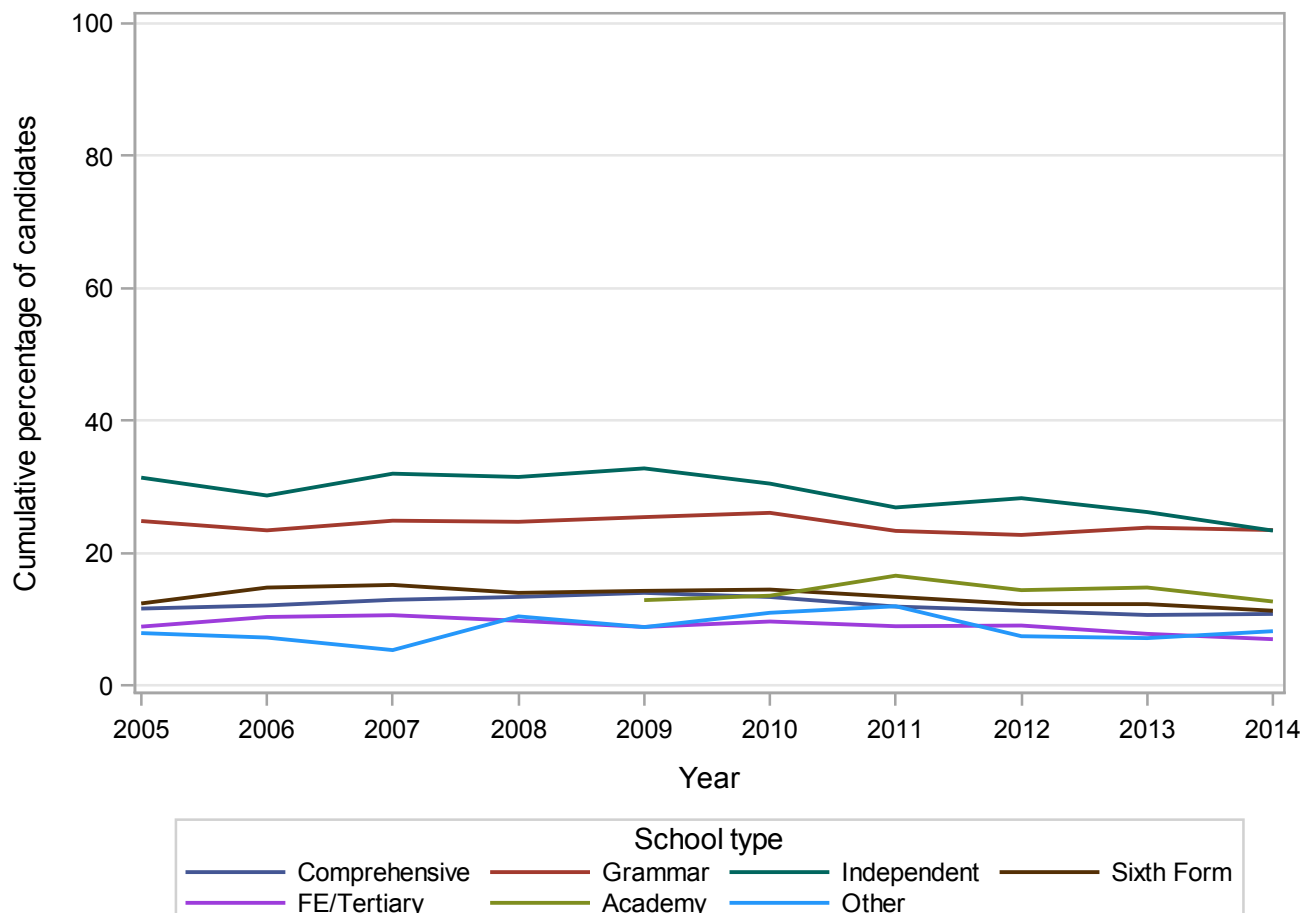
## GCE A Level ENGLISH LANGUAGE Grade A by school type 2005-2014 Cumulative Percentages

School type	2005	2006	2007	2008	2009	2010	2011	2012	2013	2014
Comprehensive	11.6	12.1	13.0	13.4	14.0	13.4	11.9	11.3	10.7	10.8
Grammar	24.8	23.4	24.9	24.7	25.4	26.1	23.4	22.7	23.8	23.5
Independent	31.4	28.7	32.0	31.5	32.8	30.5	26.9	28.3	26.2	23.4
Sixth Form	12.4	14.8	15.2	14.0	14.3	14.5	13.4	12.3	12.3	11.3
FE/Tertiary	8.9	10.4	10.6	9.8	8.9	9.7	9.0	9.1	7.8	7.0
Academy	.	.	.	.	12.9	13.6	16.6	14.4	14.8	12.7
Other	7.9	7.2	5.4	10.4	8.8	11.0	12.0	7.5	7.2	8.2

### Cumulative Numbers

School type	2005	2006	2007	2008	2009	2010	2011	2012	2013	2014
Comprehensive	896	1010	1102	1237	1361	1361	907	825	695	566
Grammar	206	210	246	277	317	355	160	154	150	120
Independent	272	244	293	301	304	288	249	273	270	215
Sixth Form	605	768	872	843	964	1000	940	890	875	753
FE/Tertiary	232	277	283	291	281	301	299	276	228	190
Academy	.	.	.	.	28	49	621	676	890	817
Other	13	10	9	35	30	40	46	38	43	50

### Cumulative percentage at Grade A by school type



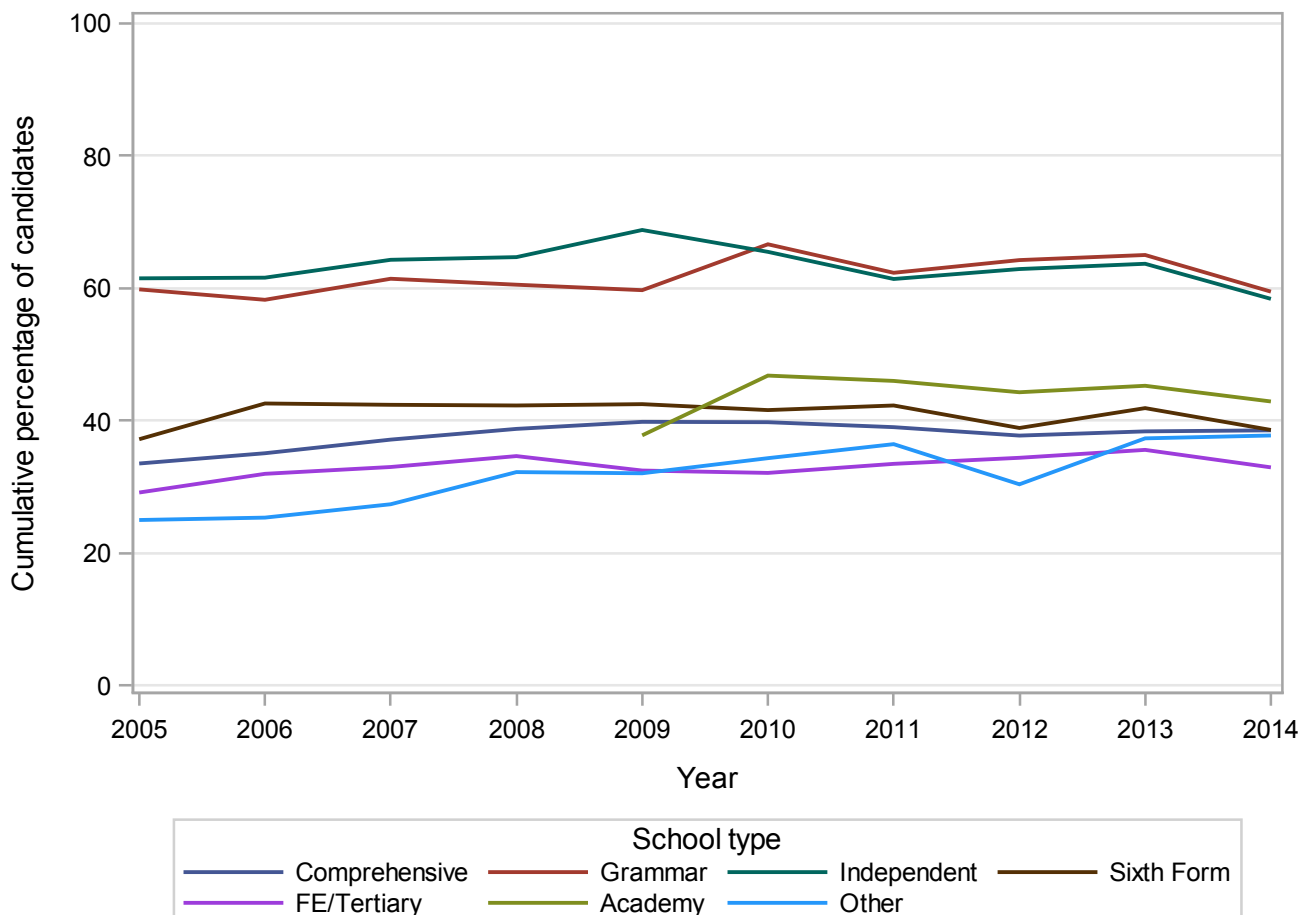
## GCE A Level ENGLISH LANGUAGE Grade B by school type 2005-2014 Cumulative Percentages

School type	2005	2006	2007	2008	2009	2010	2011	2012	2013	2014
Comprehensive	33.5	35.1	37.1	38.8	39.8	39.8	39.0	37.8	38.4	38.5
Grammar	59.8	58.3	61.4	60.5	59.7	66.6	62.3	64.3	65.0	59.5
Independent	61.5	61.6	64.3	64.7	68.8	65.5	61.4	62.9	63.7	58.4
Sixth Form	37.2	42.6	42.4	42.3	42.5	41.6	42.3	38.9	41.9	38.6
FE/Tertiary	29.2	32.0	33.0	34.7	32.5	32.1	33.5	34.4	35.6	33.0
Academy	.	.	.	.	37.8	46.8	46.0	44.3	45.3	42.9
Other	25.0	25.4	27.4	32.2	32.1	34.3	36.5	30.4	37.3	37.8

### Cumulative Numbers

School type	2005	2006	2007	2008	2009	2010	2011	2012	2013	2014
Comprehensive	2584	2929	3160	3582	3872	4047	2967	2754	2504	2017
Grammar	496	522	607	678	744	907	427	435	409	304
Independent	533	524	588	619	637	618	567	606	655	537
Sixth Form	1815	2211	2433	2547	2866	2870	2967	2815	2980	2572
FE/Tertiary	760	855	879	1031	1031	999	1117	1047	1039	894
Academy	.	.	.	.	82	169	1722	2078	2721	2762
Other	41	35	46	108	109	125	140	155	224	230

### Cumulative percentage at Grade B by school type



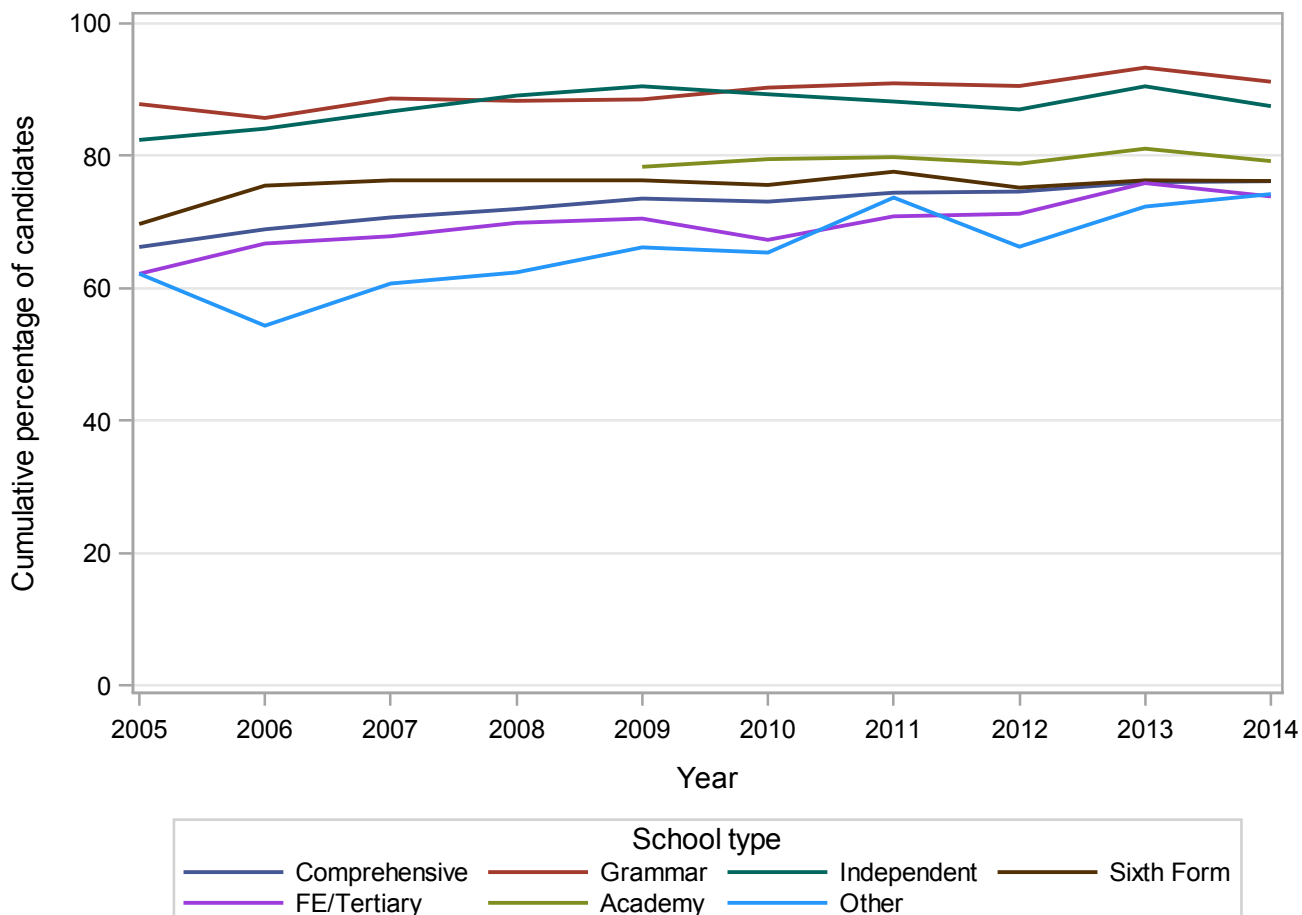
## GCE A Level ENGLISH LANGUAGE Grade C by school type 2005-2014 Cumulative Percentages

School type	2005	2006	2007	2008	2009	2010	2011	2012	2013	2014
Comprehensive	66.2	68.9	70.7	72.0	73.5	73.1	74.4	74.6	76.0	76.2
Grammar	87.8	85.7	88.7	88.3	88.5	90.3	90.9	90.5	93.3	91.2
Independent	82.4	84.1	86.7	89.1	90.5	89.3	88.2	87.0	90.5	87.5
Sixth Form	69.7	75.5	76.3	76.3	76.3	75.6	77.6	75.2	76.3	76.2
FE/Tertiary	62.2	66.8	67.9	69.9	70.5	67.3	70.9	71.3	75.9	73.9
Academy	.	.	.	.	78.3	79.5	79.8	78.8	81.1	79.2
Other	62.2	54.3	60.7	62.4	66.2	65.4	73.7	66.3	72.3	74.2

### Cumulative Numbers

School type	2005	2006	2007	2008	2009	2010	2011	2012	2013	2014
Comprehensive	5103	5752	6015	6650	7150	7436	5659	5442	4958	3986
Grammar	728	768	876	989	1103	1229	623	613	587	466
Independent	714	716	793	852	838	843	815	838	931	805
Sixth Form	3400	3918	4379	4595	5146	5216	5444	5441	5426	5077
FE/Tertiary	1621	1785	1807	2079	2239	2094	2364	2169	2215	2004
Academy	.	.	.	.	170	287	2987	3697	4873	5099
Other	102	75	102	209	225	238	283	338	434	452

### Cumulative percentage at Grade C by school type



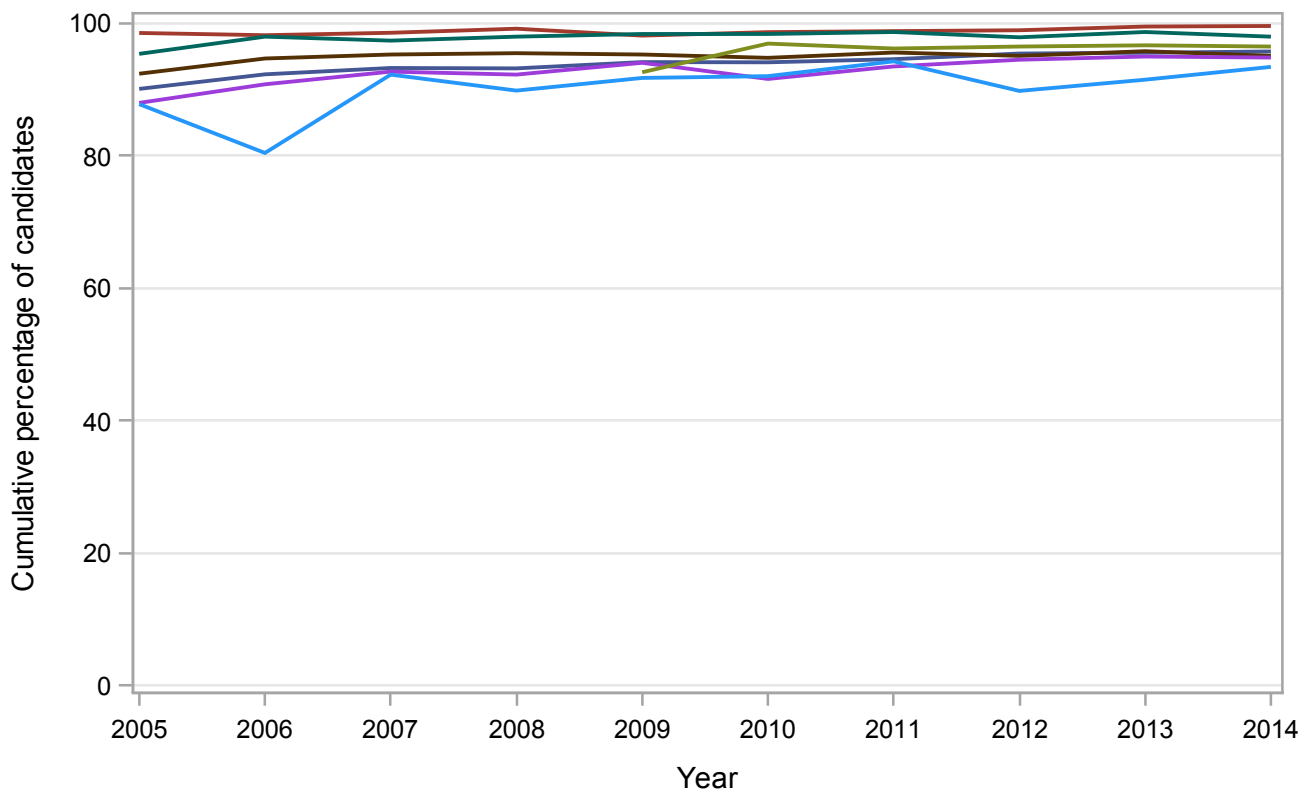
## GCE A Level ENGLISH LANGUAGE Grade D by school type 2005-2014 Cumulative Percentages

School type	2005	2006	2007	2008	2009	2010	2011	2012	2013	2014
Comprehensive	90.1	92.3	93.3	93.2	94.2	94.1	94.6	95.4	95.6	95.8
Grammar	98.6	98.2	98.6	99.2	98.2	98.7	98.8	99.0	99.5	99.6
Independent	95.4	98.0	97.4	98.0	98.4	98.4	98.7	97.9	98.7	98.0
Sixth Form	92.4	94.7	95.3	95.5	95.3	94.8	95.6	95.1	95.8	95.1
FE/Tertiary	88.0	90.8	92.7	92.3	94.0	91.6	93.5	94.5	95.0	94.8
Academy	.	.	.	.	92.6	97.0	96.2	96.5	96.7	96.5
Other	87.8	80.4	92.3	89.9	91.8	92.0	94.3	89.8	91.5	93.4

### Cumulative Numbers

School type	2005	2006	2007	2008	2009	2010	2011	2012	2013	2014
Comprehensive	6943	7706	7935	8613	9154	9577	7192	6963	6234	5011
Grammar	817	880	974	1111	1223	1343	677	670	626	509
Independent	826	834	891	937	911	929	912	943	1016	902
Sixth Form	4507	4914	5469	5751	6427	6540	6706	6881	6813	6337
FE/Tertiary	2294	2428	2469	2745	2986	2850	3119	2877	2773	2573
Academy	.	.	.	.	201	350	3601	4527	5811	6213
Other	144	111	155	301	312	335	362	458	549	569

### Cumulative percentage at Grade D by school type



School type

— Comprehensive   
 — Grammar   
 — Independent   
 — Sixth Form  
— FE/Tertiary   
 — Academy   
— Other

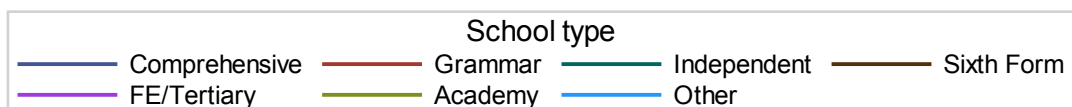
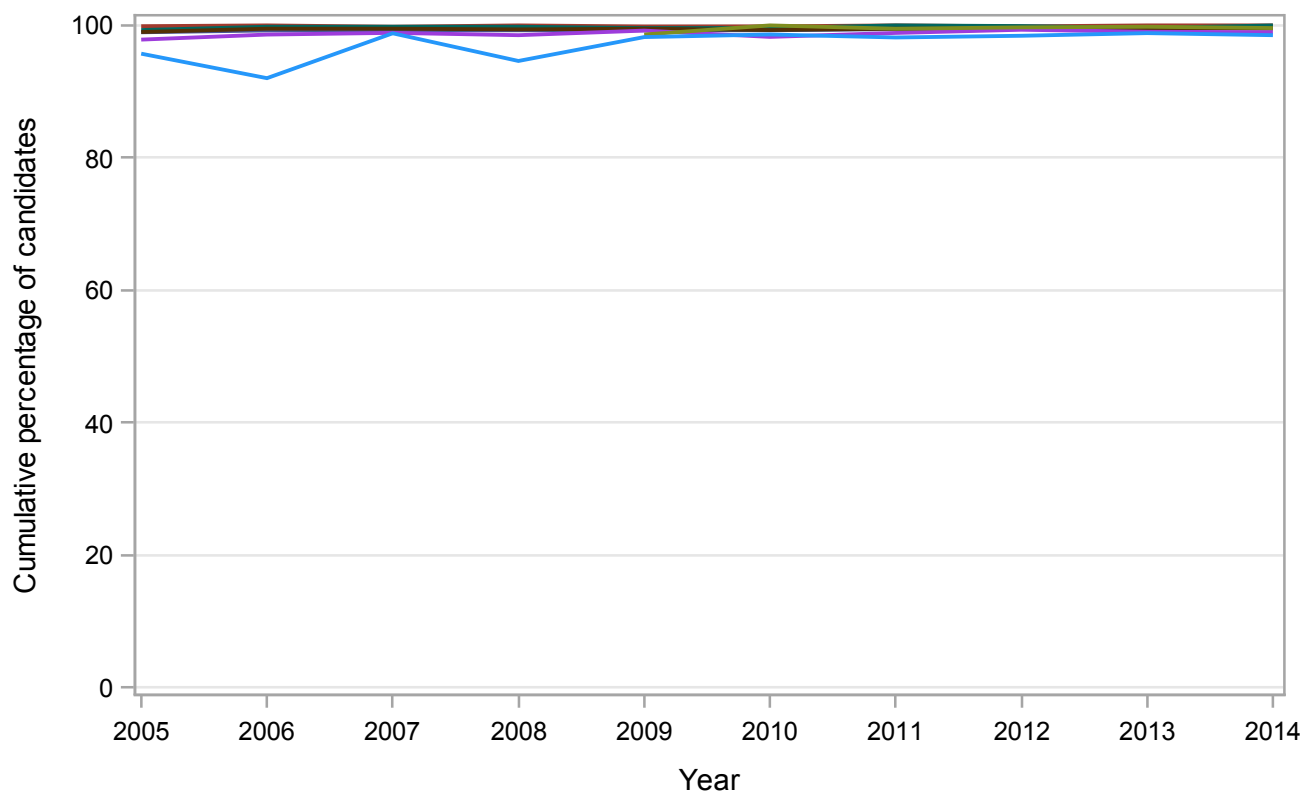
## GCE A Level ENGLISH LANGUAGE Grade E by school type 2005-2014 Cumulative Percentages

School type	2005	2006	2007	2008	2009	2010	2011	2012	2013	2014
Comprehensive	99.0	99.2	99.2	99.3	99.3	99.3	99.4	99.6	99.6	99.6
Grammar	99.9	100.0	99.8	100.0	99.8	99.9	100.0	99.9	100.0	100.0
Independent	99.3	99.8	99.8	99.8	99.6	99.6	100.0	99.9	99.6	100.0
Sixth Form	99.0	99.5	99.5	99.4	99.5	99.3	99.5	99.5	99.6	99.5
FE/Tertiary	97.9	98.6	98.9	98.5	99.2	98.3	98.9	99.3	99.0	99.0
Academy	.	.	.	.	98.6	100.0	99.5	99.7	99.8	99.6
Other	95.7	92.0	98.8	94.6	98.2	98.6	98.2	98.4	98.8	98.5

### Cumulative Numbers

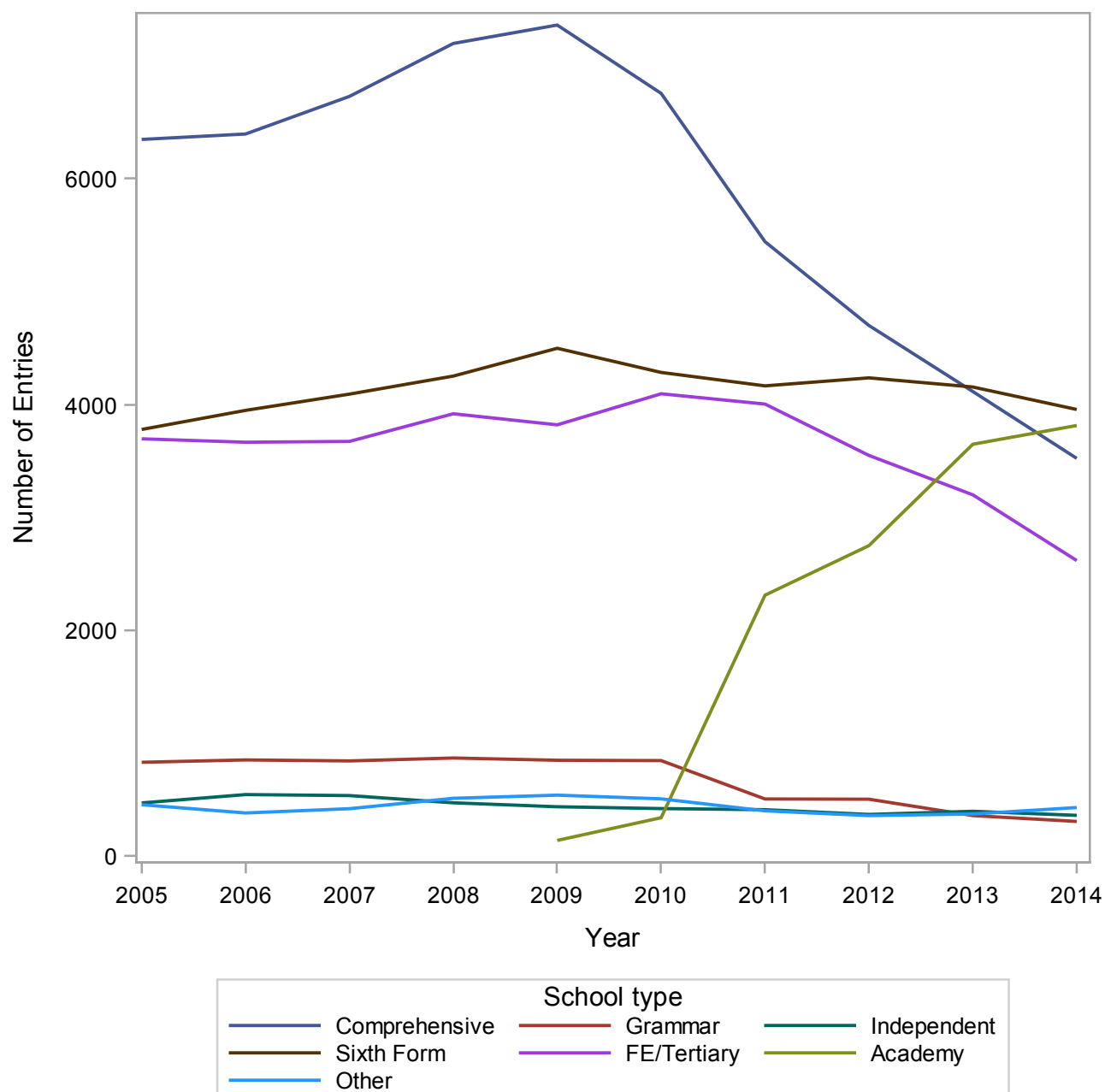
School type	2005	2006	2007	2008	2009	2010	2011	2012	2013	2014
Comprehensive	7625	8284	8444	9173	9651	10100	7560	7265	6498	5214
Grammar	828	896	986	1120	1244	1359	685	676	629	511
Independent	860	849	913	954	922	940	924	962	1025	920
Sixth Form	4829	5163	5710	5986	6710	6851	6980	7200	7084	6630
FE/Tertiary	2551	2637	2633	2931	3150	3057	3298	3024	2891	2685
Academy	.	.	.	.	214	361	3724	4677	5998	6412
Other	157	127	166	317	334	359	377	502	593	600

### Cumulative percentage at Grade E by school type



## Numbers of GCE A Level entries in ENGLISH LANGUAGE & LITERATURE by school type 2005-2014

School type	2005	2006	2007	2008	2009	2010	2011	2012	2013	2014
Comprehensive	6348	6396	6729	7198	7361	6756	5442	4700	4115	3523
Grammar	831	852	843	869	849	846	506	504	359	307
Independent	471	545	536	472	437	421	411	369	397	361
Sixth Form	3779	3948	4092	4252	4498	4284	4165	4236	4155	3956
FE/Tertiary	3696	3666	3673	3918	3820	4095	4004	3549	3200	2618
Academy	.	.	.	.	139	340	2311	2750	3648	3814
Other	455	382	420	512	540	507	401	359	373	430





# GCE A Level ENGLISH LANGUAGE & LITERATURE Grade A\* by school type 2005-2014

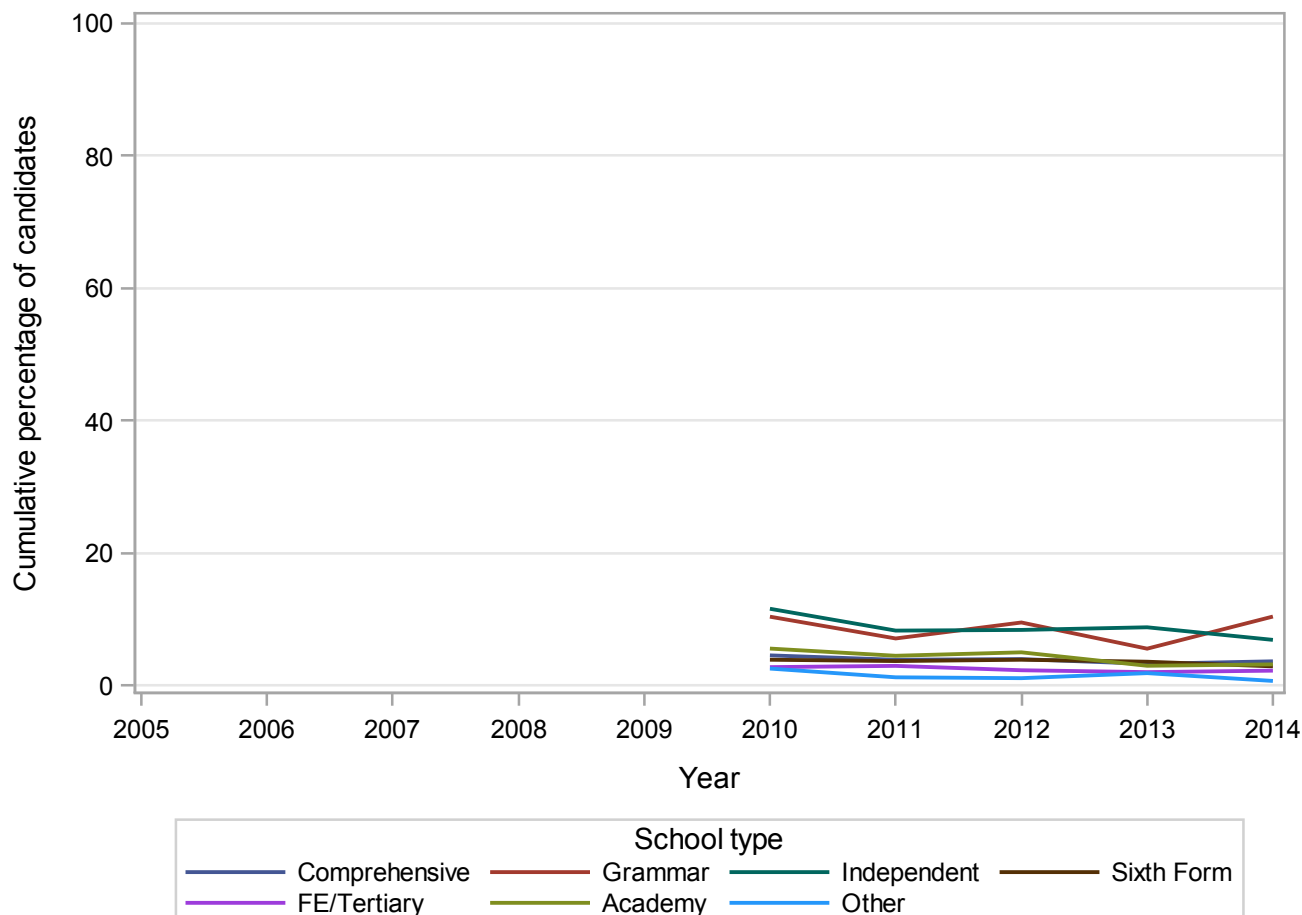
## Cumulative Percentages

School type	2005	2006	2007	2008	2009	2010	2011	2012	2013	2014
Comprehensive	.	.	.	.	.	4.6	3.9	4.0	3.3	3.7
Grammar	.	.	.	.	.	10.4	7.1	9.5	5.6	10.4
Independent	.	.	.	.	.	11.6	8.3	8.4	8.8	6.9
Sixth Form	.	.	.	.	.	3.9	3.7	3.9	3.6	2.9
FE/Tertiary	.	.	.	.	.	2.8	3.0	2.3	2.0	2.3
Academy	.	.	.	.	.	5.6	4.5	5.0	3.0	3.2
Other	.	.	.	.	.	2.6	1.2	1.1	1.9	0.7

## Cumulative Numbers

School type	2005	2006	2007	2008	2009	2010	2011	2012	2013	2014
Comprehensive	.	.	.	.	.	308	212	188	135	129
Grammar	.	.	.	.	.	88	36	48	20	32
Independent	.	.	.	.	.	49	34	31	35	25
Sixth Form	.	.	.	.	.	167	154	165	150	115
FE/Tertiary	.	.	.	.	.	114	119	82	65	59
Academy	.	.	.	.	.	19	104	138	109	122
Other	.	.	.	.	.	13	5	4	7	3

### Cumulative percentage at Grade A\* by school type



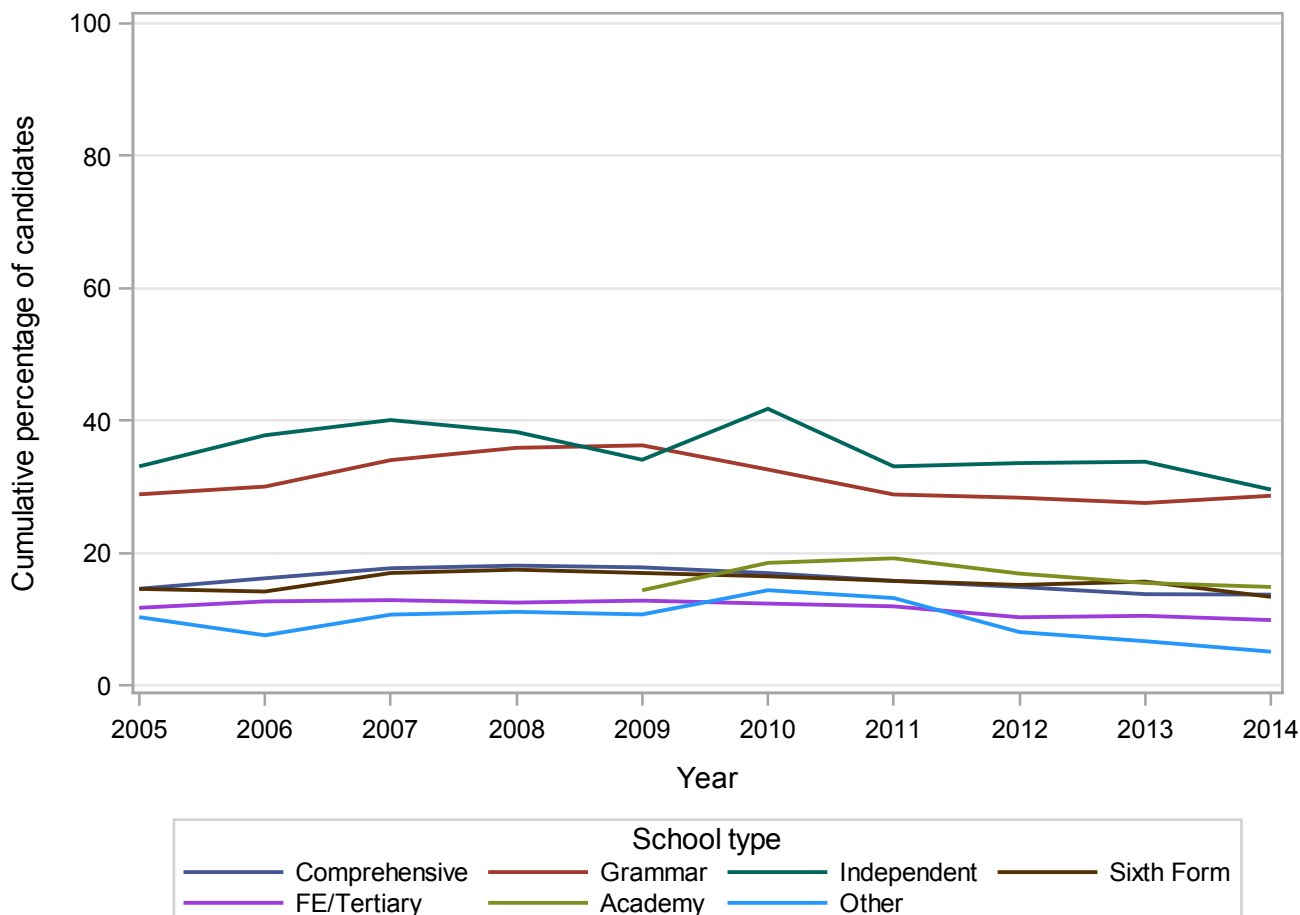
## GCE A Level ENGLISH LANGUAGE & LITERATURE Grade A by school type 2005-2014 Cumulative Percentages

School type	2005	2006	2007	2008	2009	2010	2011	2012	2013	2014
Comprehensive	14.6	16.2	17.7	18.1	17.9	17.0	15.8	14.9	13.8	13.7
Grammar	28.9	30.0	34.0	35.9	36.3	32.6	28.9	28.4	27.6	28.7
Independent	33.1	37.8	40.1	38.3	34.1	41.8	33.1	33.6	33.8	29.6
Sixth Form	14.6	14.2	17.0	17.5	17.0	16.5	15.8	15.2	15.7	13.4
FE/Tertiary	11.7	12.7	12.9	12.5	12.8	12.4	12.0	10.3	10.5	9.9
Academy	.	.	.	.	14.4	18.5	19.2	16.9	15.5	14.9
Other	10.3	7.6	10.7	11.1	10.7	14.4	13.2	8.1	6.7	5.1

### Cumulative Numbers

School type	2005	2006	2007	2008	2009	2010	2011	2012	2013	2014
Comprehensive	928	1036	1192	1304	1314	1147	861	700	568	484
Grammar	240	256	287	312	308	276	146	143	99	88
Independent	156	206	215	181	149	176	136	124	134	107
Sixth Form	552	561	696	744	765	707	658	644	652	530
FE/Tertiary	434	466	474	491	490	507	479	366	337	259
Academy	.	.	.	.	20	63	444	465	565	568
Other	47	29	45	57	58	73	53	29	25	22

### Cumulative percentage at Grade A by school type



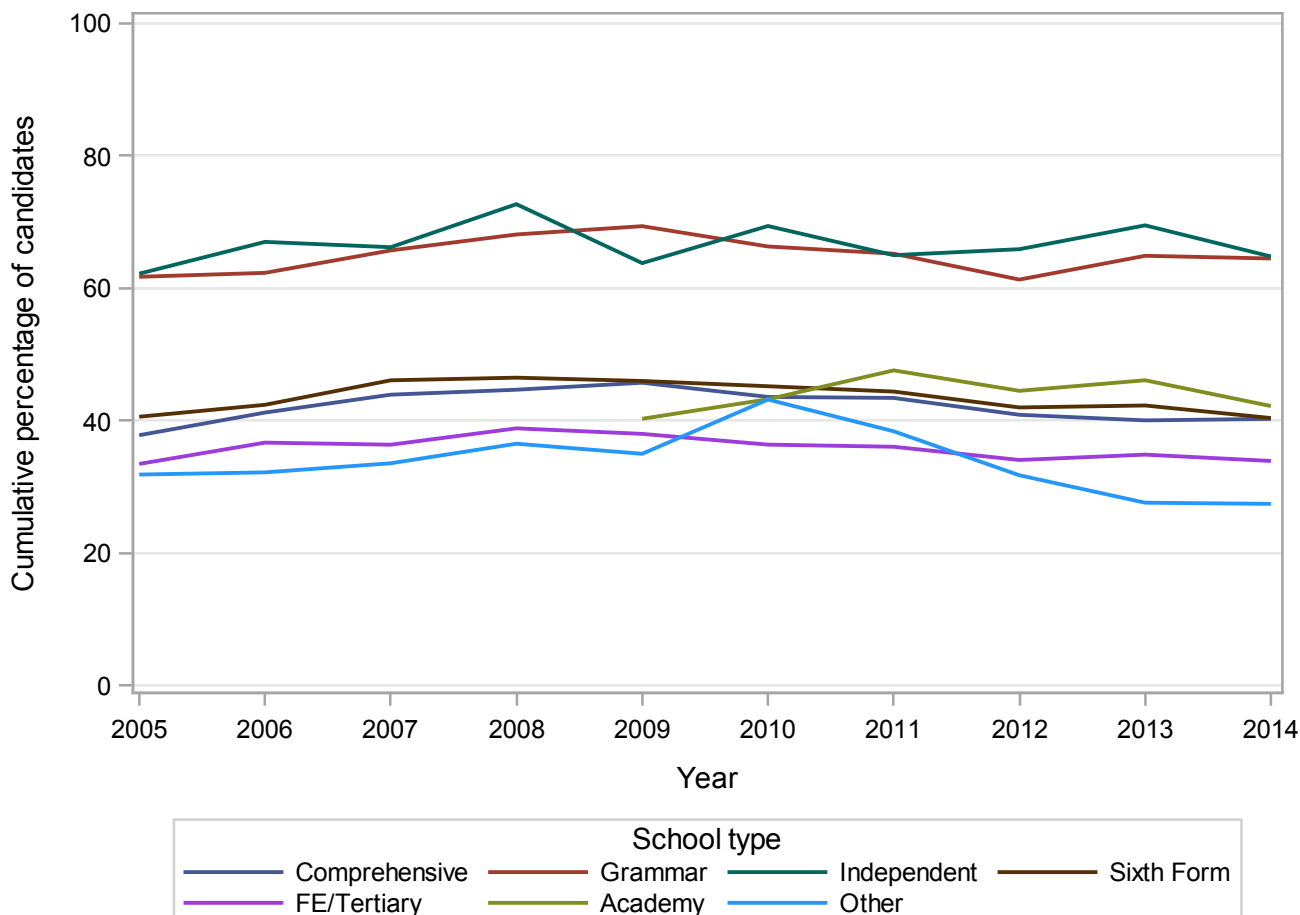
## GCE A Level ENGLISH LANGUAGE & LITERATURE Grade B by school type 2005-2014 Cumulative Percentages

School type	2005	2006	2007	2008	2009	2010	2011	2012	2013	2014
Comprehensive	37.8	41.2	43.9	44.7	45.7	43.6	43.4	40.9	40.0	40.3
Grammar	61.7	62.3	65.7	68.1	69.4	66.3	65.2	61.3	64.9	64.5
Independent	62.2	67.0	66.2	72.7	63.8	69.4	65.0	65.9	69.5	64.8
Sixth Form	40.6	42.4	46.1	46.5	46.0	45.2	44.4	42.0	42.3	40.4
FE/Tertiary	33.5	36.7	36.4	38.8	38.0	36.4	36.1	34.1	34.9	33.9
Academy	.	.	.	.	40.3	43.2	47.6	44.5	46.1	42.2
Other	31.9	32.2	33.6	36.5	35.0	43.2	38.4	31.8	27.6	27.4

### Cumulative Numbers

School type	2005	2006	2007	2008	2009	2010	2011	2012	2013	2014
Comprehensive	2400	2637	2956	3216	3366	2945	2364	1922	1648	1419
Grammar	513	531	554	592	589	561	330	309	233	198
Independent	293	365	355	343	279	292	267	243	276	234
Sixth Form	1534	1674	1886	1977	2069	1936	1849	1779	1758	1598
FE/Tertiary	1237	1345	1336	1522	1452	1490	1444	1209	1116	888
Academy	.	.	.	.	56	147	1100	1224	1682	1610
Other	145	123	141	187	189	219	154	114	103	118

### Cumulative percentage at Grade B by school type



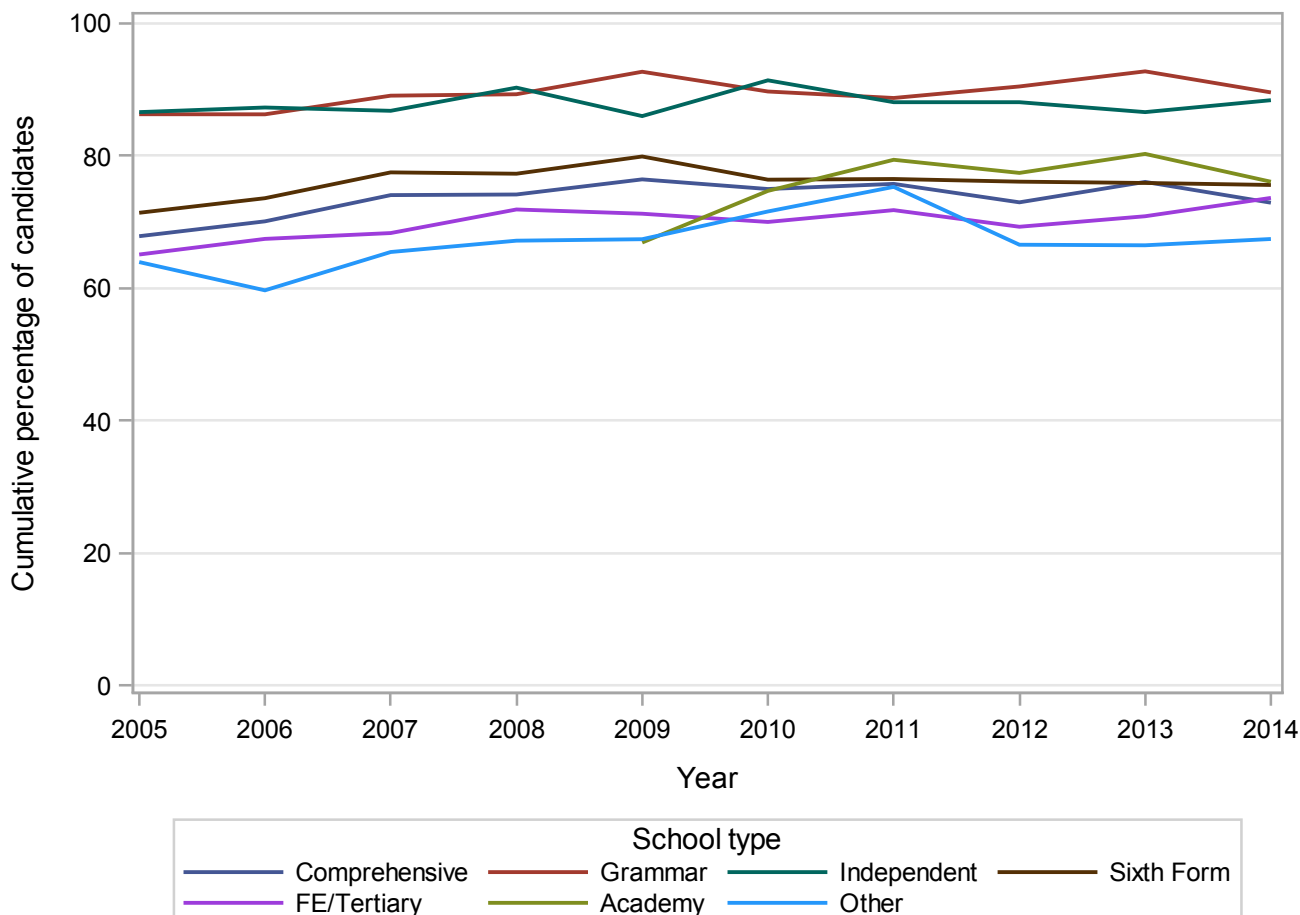
## GCE A Level ENGLISH LANGUAGE & LITERATURE Grade C by school type 2005-2014 Cumulative Percentages

School type	2005	2006	2007	2008	2009	2010	2011	2012	2013	2014
Comprehensive	67.9	70.1	74.1	74.2	76.4	75.0	75.8	73.0	76.1	72.9
Grammar	86.3	86.3	89.1	89.3	92.7	89.7	88.7	90.5	92.8	89.6
Independent	86.6	87.3	86.8	90.3	86.0	91.4	88.1	88.1	86.6	88.4
Sixth Form	71.4	73.6	77.5	77.3	79.9	76.4	76.5	76.1	75.9	75.6
FE/Tertiary	65.1	67.5	68.3	71.9	71.3	70.0	71.8	69.3	70.9	73.6
Academy	.	.	.	.	66.9	74.7	79.4	77.4	80.3	76.1
Other	64.0	59.7	65.5	67.2	67.4	71.6	75.3	66.6	66.5	67.4

### Cumulative Numbers

School type	2005	2006	2007	2008	2009	2010	2011	2012	2013	2014
Comprehensive	4308	4484	4984	5338	5627	5066	4123	3430	3130	2569
Grammar	717	735	751	776	787	759	449	456	333	275
Independent	408	476	465	426	376	385	362	325	344	319
Sixth Form	2698	2906	3171	3287	3594	3273	3186	3224	3154	2991
FE/Tertiary	2406	2473	2510	2817	2722	2867	2875	2459	2268	1928
Academy	.	.	.	.	93	254	1835	2129	2929	2902
Other	291	228	275	344	364	363	302	239	248	290

### Cumulative percentage at Grade C by school type



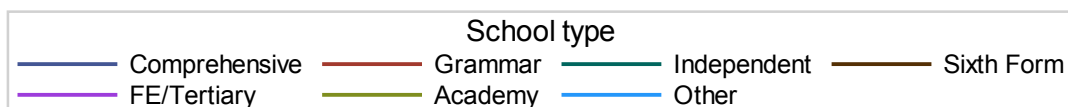
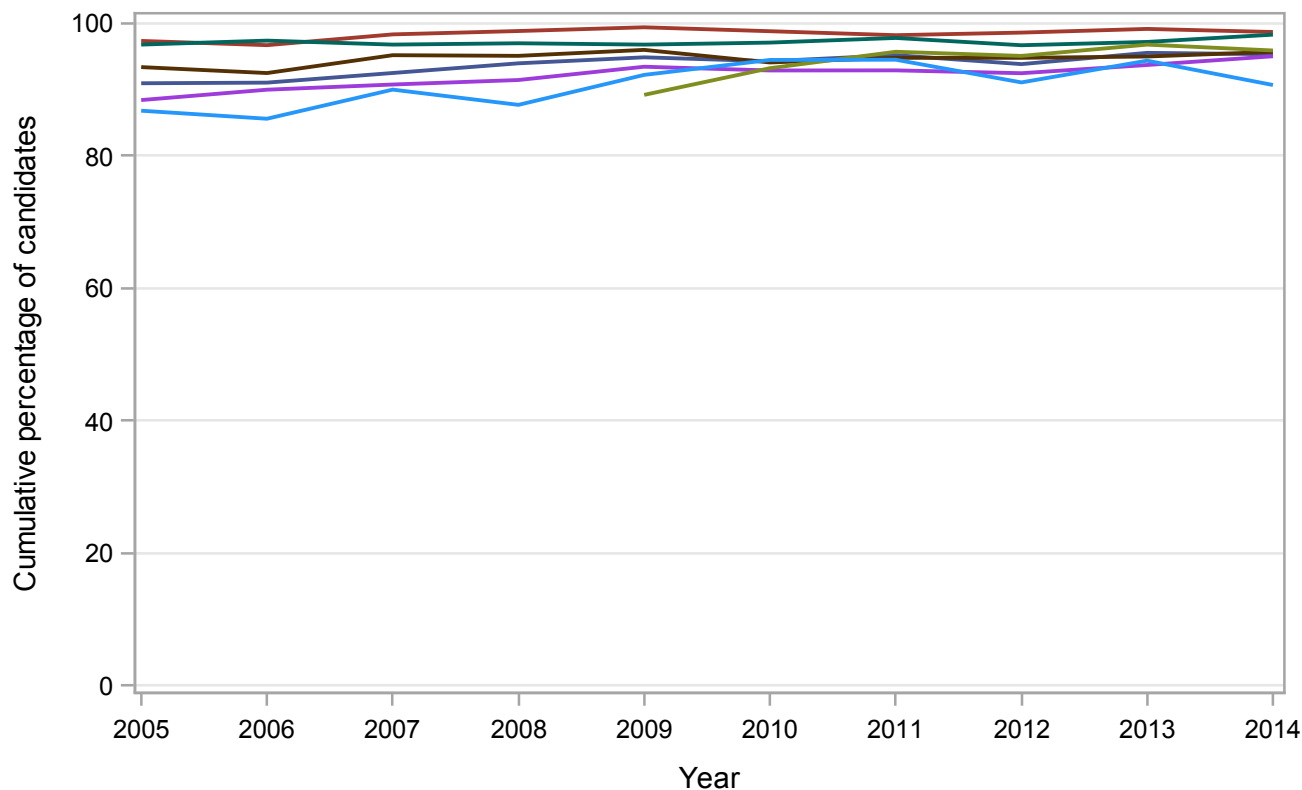
## GCE A Level ENGLISH LANGUAGE & LITERATURE Grade D by school type 2005-2014 Cumulative Percentages

School type	2005	2006	2007	2008	2009	2010	2011	2012	2013	2014
Comprehensive	91.0	91.1	92.5	94.0	94.9	94.3	95.2	93.9	95.6	95.3
Grammar	97.4	96.7	98.3	98.8	99.4	98.8	98.2	98.6	99.2	98.7
Independent	96.8	97.4	96.8	97.0	96.8	97.1	97.8	96.7	97.2	98.3
Sixth Form	93.4	92.5	95.2	95.1	96.0	94.1	94.8	94.8	95.0	95.7
FE/Tertiary	88.4	90.0	90.8	91.4	93.5	92.9	92.9	92.5	93.7	95.0
Academy	.	.	.	.	89.2	93.2	95.7	95.1	96.8	95.9
Other	86.8	85.6	90.0	87.7	92.2	94.5	94.5	91.1	94.4	90.7

### Cumulative Numbers

School type	2005	2006	2007	2008	2009	2010	2011	2012	2013	2014
Comprehensive	5774	5824	6225	6764	6984	6370	5181	4411	3932	3359
Grammar	809	824	829	859	844	836	497	497	356	303
Independent	456	531	519	458	423	409	402	357	386	355
Sixth Form	3530	3652	3896	4044	4318	4031	3948	4016	3947	3786
FE/Tertiary	3268	3299	3334	3583	3570	3804	3720	3282	2999	2488
Academy	.	.	.	.	124	317	2212	2615	3531	3658
Other	395	327	378	449	498	479	379	327	352	390

### Cumulative percentage at Grade D by school type



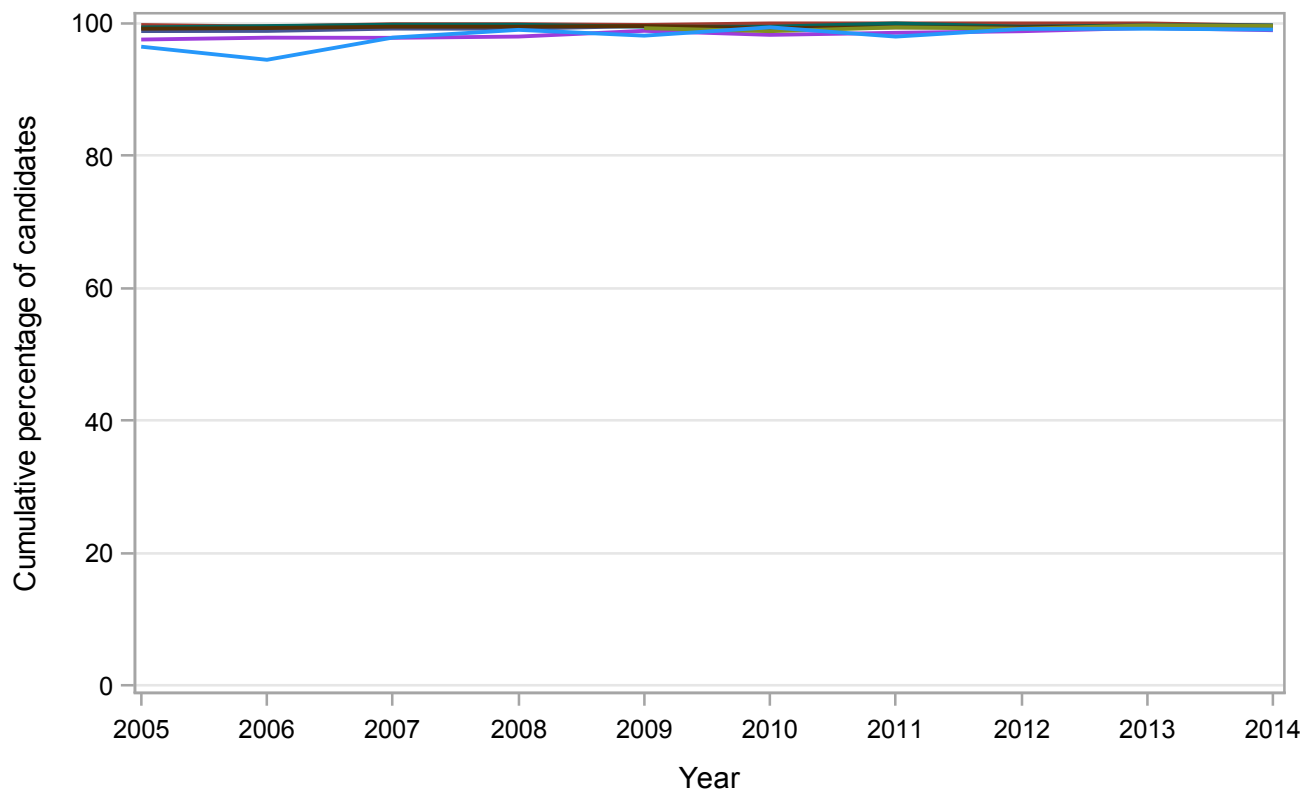
## GCE A Level ENGLISH LANGUAGE & LITERATURE Grade E by school type 2005-2014 Cumulative Percentages

School type	2005	2006	2007	2008	2009	2010	2011	2012	2013	2014
Comprehensive	98.8	98.9	99.2	99.2	99.6	99.3	99.5	99.3	99.7	99.6
Grammar	99.8	99.5	99.9	99.9	99.8	100.0	100.0	100.0	100.0	99.7
Independent	99.4	99.6	99.8	99.8	99.5	99.5	100.0	99.5	99.7	99.7
Sixth Form	99.2	99.3	99.5	99.5	99.6	99.3	99.4	99.4	99.6	99.5
FE/Tertiary	97.6	97.8	97.8	98.0	98.9	98.3	98.6	98.8	99.3	99.0
Academy	.	.	.	.	99.3	98.8	99.4	99.2	99.7	99.6
Other	96.5	94.5	97.9	99.0	98.1	99.4	98.0	99.2	99.2	99.1

### Cumulative Numbers

School type	2005	2006	2007	2008	2009	2010	2011	2012	2013	2014
Comprehensive	6274	6323	6676	7140	7332	6707	5417	4666	4104	3510
Grammar	829	848	842	868	847	846	506	504	359	306
Independent	468	543	535	471	435	419	411	367	396	360
Sixth Form	3749	3920	4072	4231	4480	4254	4140	4211	4138	3936
FE/Tertiary	3606	3587	3593	3840	3777	4024	3947	3507	3178	2591
Academy	.	.	.	.	138	336	2297	2728	3637	3799
Other	439	361	411	507	530	504	393	356	370	426

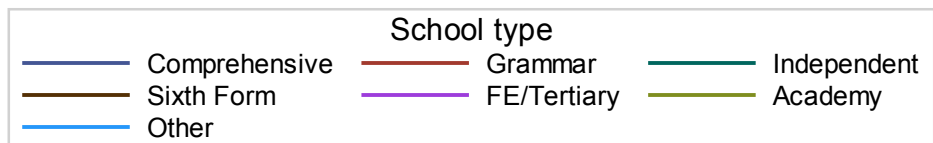
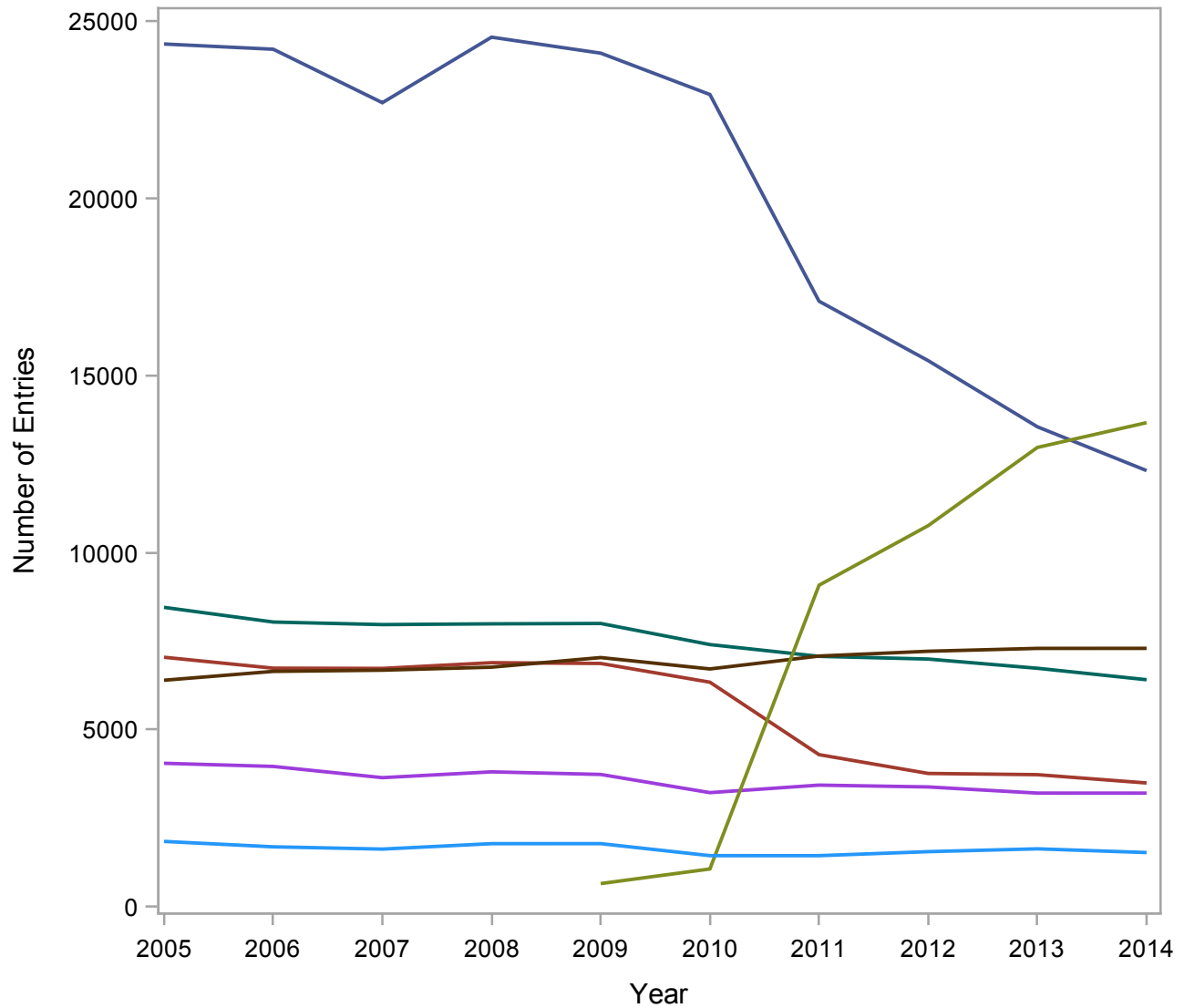
### Cumulative percentage at Grade E by school type



School type			
Comprehensive	Grammar	Independent	Sixth Form
FE/Tertiary	Academy	Other	

# Numbers of GCE A Level entries in ENGLISH LITERATURE by school type 2005-2014

School type	2005	2006	2007	2008	2009	2010	2011	2012	2013	2014
Comprehensive	24351	24204	22695	24544	24093	22926	17091	15413	13546	12311
Grammar	7042	6734	6727	6888	6867	6338	4293	3762	3728	3493
Independent	8450	8036	7964	7985	7995	7400	7068	6991	6731	6408
Sixth Form	6393	6643	6677	6762	7033	6712	7076	7211	7292	7293
FE/Tertiary	4049	3960	3643	3807	3734	3221	3433	3381	3208	3207
Academy	.	.	.	.	654	1066	9076	10757	12964	13663
Other	1843	1691	1627	1780	1781	1442	1441	1555	1635	1530



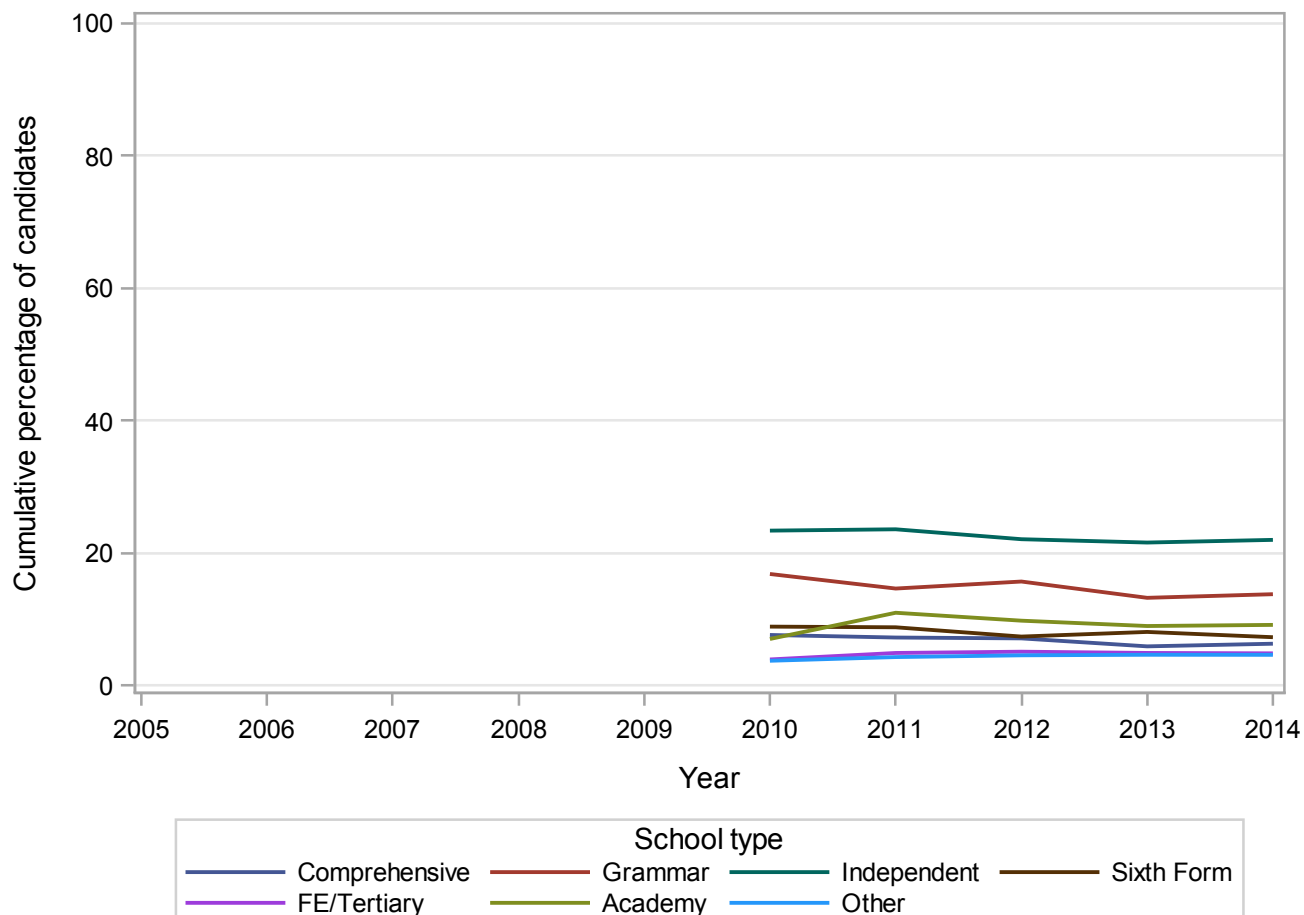
## GCE A Level ENGLISH LITERATURE Grade A\* by school type 2005-2014 Cumulative Percentages

School type	2005	2006	2007	2008	2009	2010	2011	2012	2013	2014
Comprehensive	.	.	.	.	.	7.6	7.3	7.1	5.9	6.3
Grammar	.	.	.	.	.	16.9	14.7	15.7	13.3	13.8
Independent	.	.	.	.	.	23.4	23.6	22.1	21.6	22.0
Sixth Form	.	.	.	.	.	8.9	8.8	7.4	8.1	7.3
FE/Tertiary	.	.	.	.	.	3.9	4.9	5.1	4.9	4.9
Academy	.	.	.	.	.	7.0	11.0	9.8	9.0	9.2
Other	.	.	.	.	.	3.7	4.3	4.6	4.6	4.6

### Cumulative Numbers

School type	2005	2006	2007	2008	2009	2010	2011	2012	2013	2014
Comprehensive	.	.	.	.	.	1752	1240	1098	802	778
Grammar	.	.	.	.	.	1068	629	591	494	482
Independent	.	.	.	.	.	1732	1668	1545	1454	1410
Sixth Form	.	.	.	.	.	597	623	534	591	532
FE/Tertiary	.	.	.	.	.	127	169	173	158	156
Academy	.	.	.	.	.	75	998	1054	1166	1252
Other	.	.	.	.	.	54	62	71	76	71

### Cumulative percentage at Grade A\* by school type





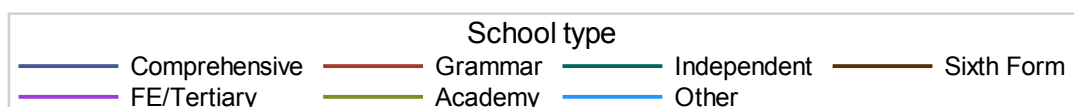
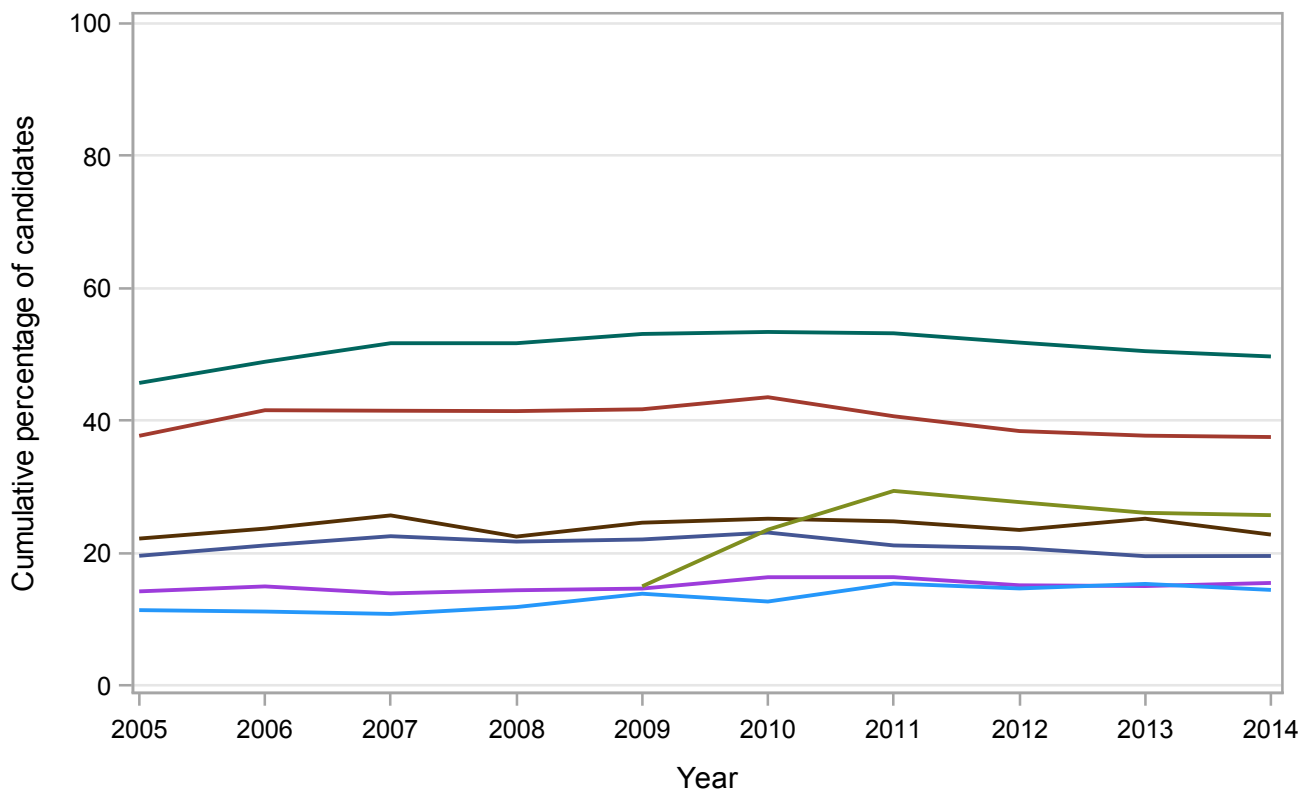
## GCE A Level ENGLISH LITERATURE Grade A by school type 2005-2014 Cumulative Percentages

School type	2005	2006	2007	2008	2009	2010	2011	2012	2013	2014
Comprehensive	19.6	21.2	22.6	21.7	22.1	23.1	21.2	20.8	19.5	19.6
Grammar	37.7	41.6	41.5	41.4	41.7	43.5	40.7	38.4	37.7	37.5
Independent	45.7	48.9	51.7	51.7	53.1	53.4	53.2	51.8	50.5	49.7
Sixth Form	22.2	23.7	25.7	22.5	24.6	25.2	24.8	23.5	25.2	22.8
FE/Tertiary	14.2	15.0	13.9	14.4	14.6	16.4	16.4	15.1	15.0	15.5
Academy	.	.	.	.	15.0	23.5	29.4	27.7	26.1	25.7
Other	11.4	11.2	10.8	11.9	13.9	12.7	15.4	14.7	15.4	14.4

### Cumulative Numbers

School type	2005	2006	2007	2008	2009	2010	2011	2012	2013	2014
Comprehensive	4772	5121	5119	5336	5316	5298	3617	3200	2647	2409
Grammar	2656	2800	2792	2855	2865	2760	1746	1446	1407	1311
Independent	3862	3930	4117	4128	4245	3952	3760	3621	3399	3185
Sixth Form	1419	1574	1716	1521	1730	1691	1755	1695	1838	1663
FE/Tertiary	576	593	507	548	547	527	562	512	482	497
Academy	.	.	.	.	98	251	2668	2980	3382	3516
Other	210	189	176	211	247	183	222	228	251	221

### Cumulative percentage at Grade A by school type



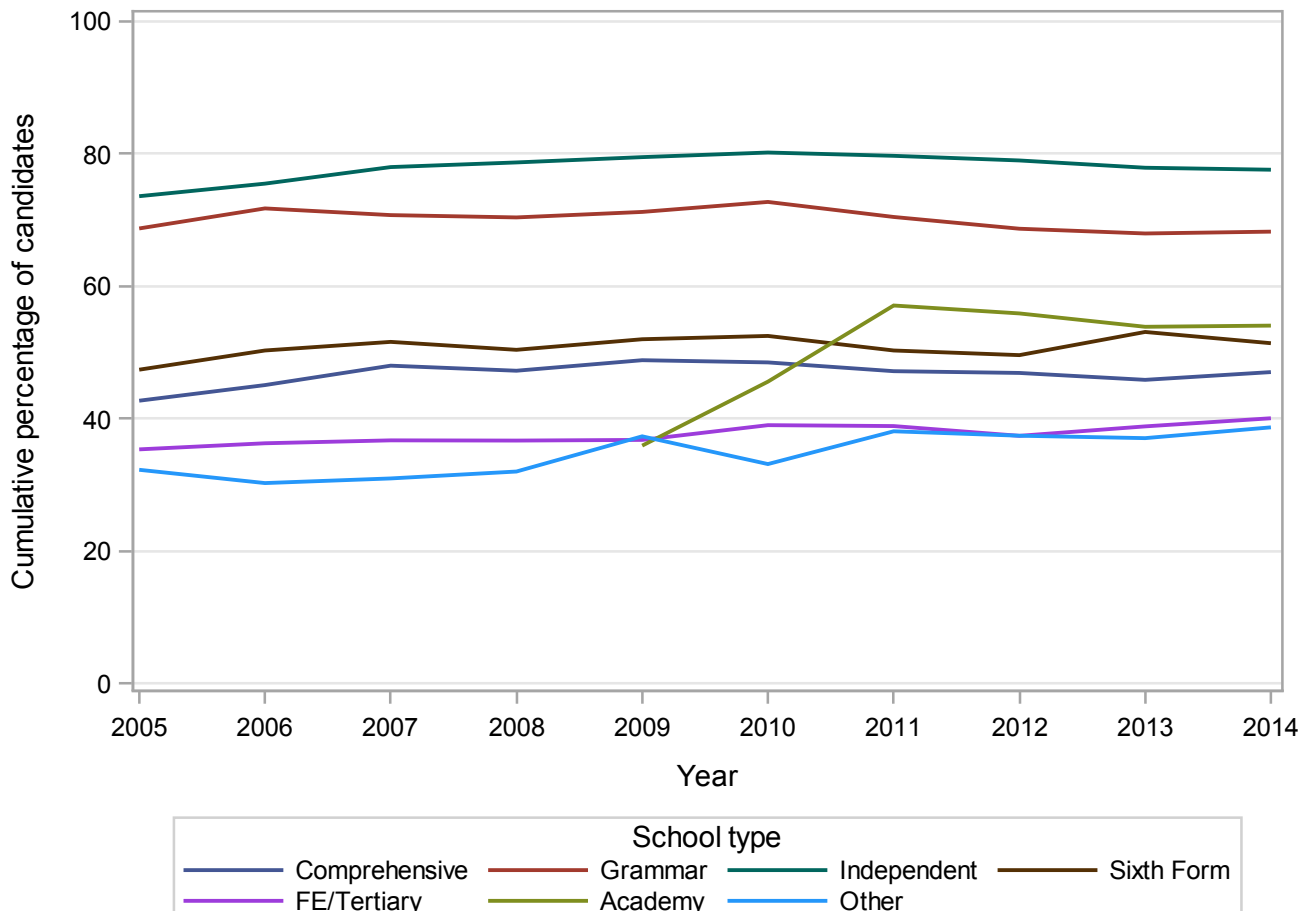
## GCE A Level ENGLISH LITERATURE Grade B by school type 2005-2014 Cumulative Percentages

School type	2005	2006	2007	2008	2009	2010	2011	2012	2013	2014
Comprehensive	42.7	45.1	48.0	47.2	48.8	48.5	47.2	46.9	45.9	47.0
Grammar	68.7	71.8	70.7	70.4	71.2	72.7	70.5	68.7	68.0	68.3
Independent	73.6	75.5	78.0	78.7	79.5	80.2	79.7	79.0	77.9	77.6
Sixth Form	47.4	50.3	51.6	50.4	52.0	52.5	50.3	49.6	53.1	51.4
FE/Tertiary	35.4	36.3	36.7	36.7	36.8	39.0	38.9	37.4	38.8	40.1
Academy	.	.	.	.	35.9	45.6	57.1	55.9	53.9	54.1
Other	32.3	30.3	31.0	32.0	37.3	33.1	38.1	37.4	37.1	38.7

### Cumulative Numbers

School type	2005	2006	2007	2008	2009	2010	2011	2012	2013	2014
Comprehensive	10402	10910	10896	11595	11766	11119	8063	7230	6213	5791
Grammar	4840	4832	4759	4849	4891	4610	3025	2584	2534	2384
Independent	6219	6067	6212	6284	6356	5935	5633	5523	5243	4973
Sixth Form	3030	3341	3445	3408	3657	3524	3559	3577	3872	3749
FE/Tertiary	1432	1437	1338	1397	1374	1257	1335	1265	1246	1285
Academy	.	.	.	.	235	486	5182	6013	6985	7386
Other	595	512	504	570	665	478	549	582	606	592

### Cumulative percentage at Grade B by school type



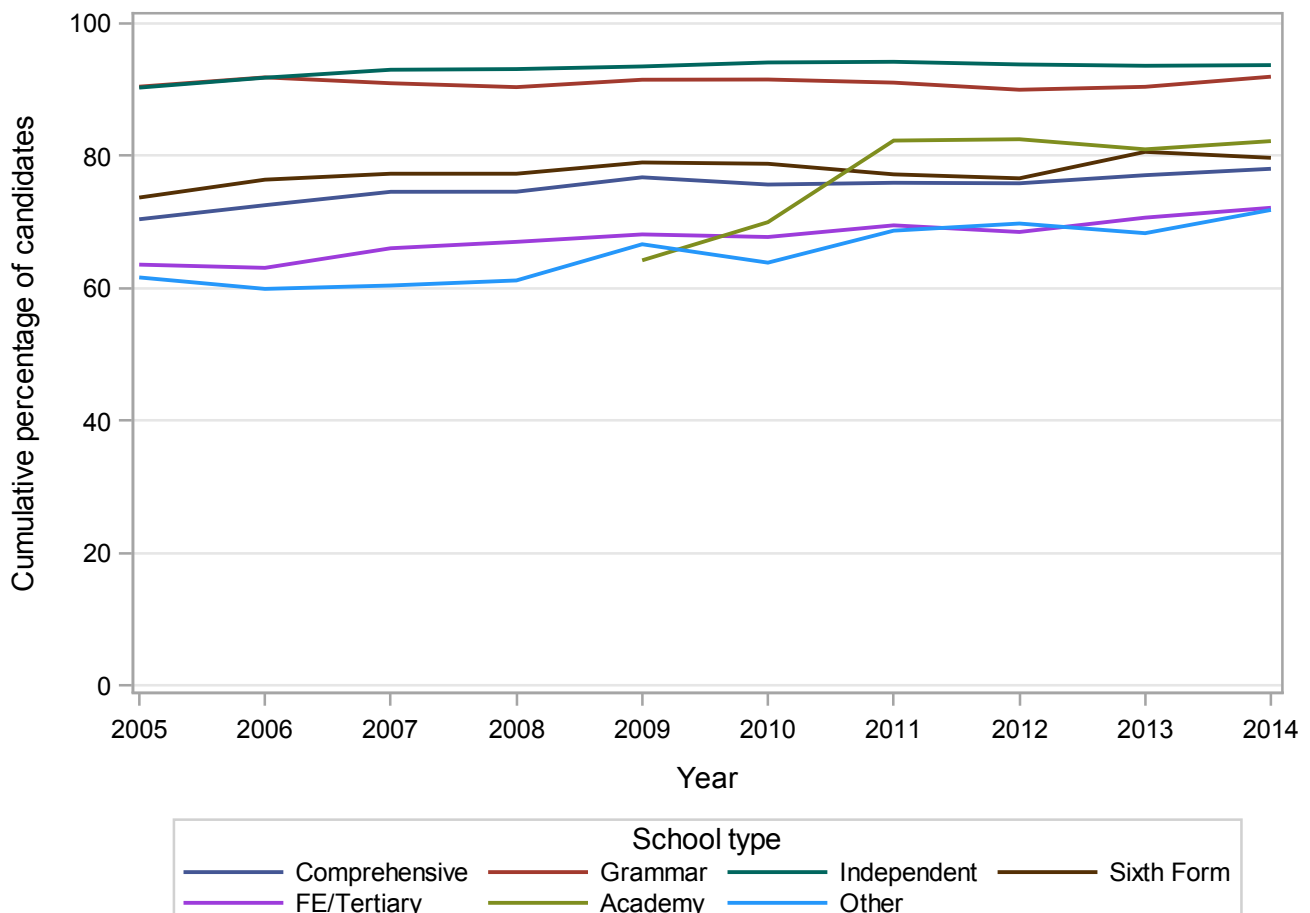
## GCE A Level ENGLISH LITERATURE Grade C by school type 2005-2014 Cumulative Percentages

School type	2005	2006	2007	2008	2009	2010	2011	2012	2013	2014
Comprehensive	70.4	72.5	74.6	74.6	76.8	75.7	75.9	75.9	77.1	78.0
Grammar	90.4	91.8	91.0	90.4	91.5	91.5	91.1	90.0	90.4	92.0
Independent	90.3	91.8	93.0	93.1	93.5	94.1	94.2	93.8	93.6	93.7
Sixth Form	73.7	76.4	77.3	77.3	79.0	78.8	77.2	76.6	80.6	79.7
FE/Tertiary	63.6	63.1	66.0	67.0	68.1	67.7	69.5	68.5	70.7	72.2
Academy	.	.	.	.	64.2	70.0	82.3	82.5	81.0	82.2
Other	61.6	59.9	60.4	61.2	66.6	63.9	68.7	69.8	68.3	71.8

### Cumulative Numbers

School type	2005	2006	2007	2008	2009	2010	2011	2012	2013	2014
Comprehensive	17148	17559	16923	18305	18493	17347	12977	11691	10441	9608
Grammar	6369	6185	6119	6225	6283	5801	3909	3385	3371	3212
Independent	7630	7377	7407	7434	7475	6963	6658	6558	6300	6004
Sixth Form	4712	5075	5161	5227	5556	5289	5463	5524	5877	5813
FE/Tertiary	2574	2498	2406	2551	2544	2182	2386	2316	2267	2314
Academy	.	.	.	.	420	746	7470	8875	10498	11234
Other	1136	1013	983	1089	1187	921	990	1085	1117	1099

### Cumulative percentage at Grade C by school type



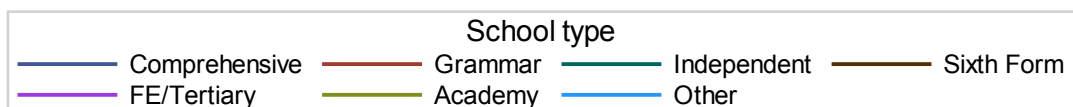
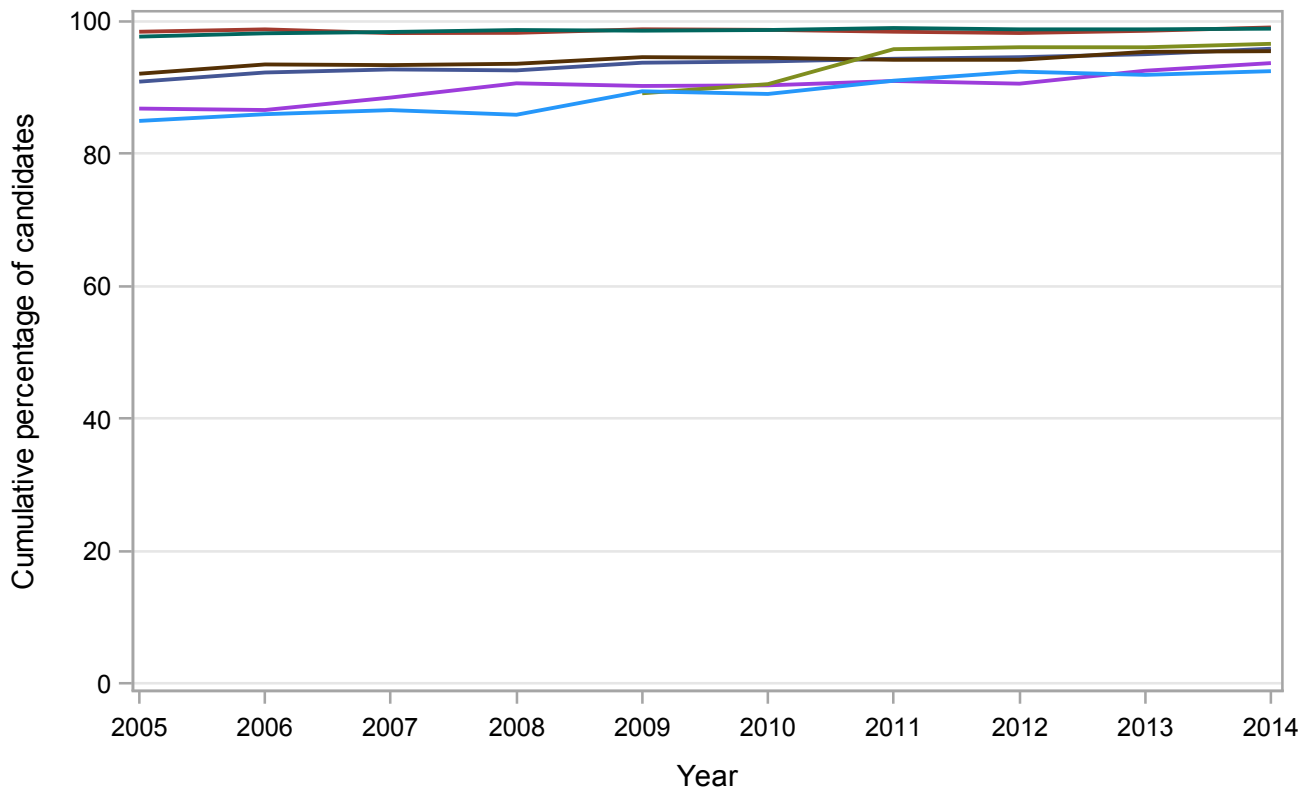
## GCE A Level ENGLISH LITERATURE Grade D by school type 2005-2014 Cumulative Percentages

School type	2005	2006	2007	2008	2009	2010	2011	2012	2013	2014
Comprehensive	90.9	92.3	92.7	92.6	93.8	94.0	94.4	94.6	95.0	95.9
Grammar	98.4	98.8	98.2	98.3	98.8	98.7	98.4	98.2	98.6	99.1
Independent	97.7	98.2	98.4	98.7	98.6	98.7	99.0	98.8	98.8	98.9
Sixth Form	92.1	93.5	93.4	93.6	94.6	94.5	94.2	94.2	95.4	95.5
FE/Tertiary	86.8	86.6	88.5	90.6	90.3	90.3	91.0	90.6	92.5	93.7
Academy	.	.	.	.	89.1	90.5	95.8	96.1	96.1	96.6
Other	85.0	86.0	86.6	85.9	89.4	89.0	91.0	92.4	91.9	92.5

### Cumulative Numbers

School type	2005	2006	2007	2008	2009	2010	2011	2012	2013	2014
Comprehensive	22135	22336	21049	22728	22590	21539	16127	14580	12875	11803
Grammar	6932	6653	6608	6769	6785	6257	4226	3696	3675	3461
Independent	8256	7891	7837	7881	7883	7304	6997	6907	6650	6338
Sixth Form	5888	6211	6236	6329	6653	6343	6666	6793	6957	6965
FE/Tertiary	3516	3430	3224	3451	3370	2910	3124	3063	2969	3005
Academy	.	.	.	.	583	965	8695	10337	12457	13200
Other	1566	1454	1409	1529	1593	1284	1312	1437	1503	1415

### Cumulative percentage at Grade D by school type



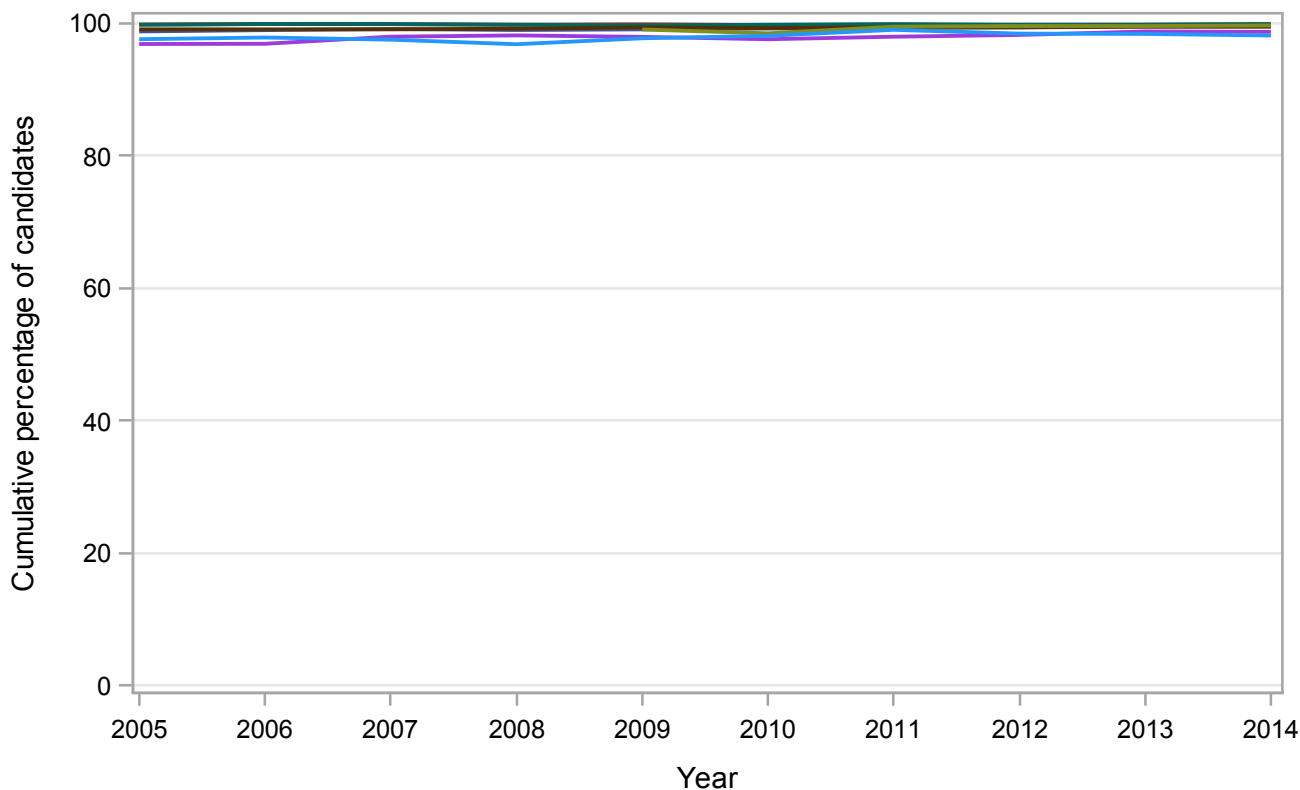
## GCE A Level ENGLISH LITERATURE Grade E by school type 2005-2014 Cumulative Percentages

School type	2005	2006	2007	2008	2009	2010	2011	2012	2013	2014
Comprehensive	98.8	99.0	99.2	99.0	99.1	99.2	99.3	99.4	99.5	99.6
Grammar	99.8	99.9	99.9	99.8	99.9	99.7	99.7	99.8	99.8	99.9
Independent	99.8	99.9	99.9	99.8	99.7	99.8	99.9	99.8	99.8	99.9
Sixth Form	99.1	99.1	99.1	99.2	99.4	99.3	99.4	99.4	99.5	99.5
FE/Tertiary	96.9	96.9	98.0	98.2	98.0	97.6	98.0	98.3	98.8	98.7
Academy	.	.	.	.	99.1	98.5	99.5	99.6	99.6	99.7
Other	97.6	97.9	97.5	96.9	97.8	98.1	99.0	98.5	98.4	98.2

### Cumulative Numbers

School type	2005	2006	2007	2008	2009	2010	2011	2012	2013	2014
Comprehensive	24055	23958	22503	24299	23876	22748	16974	15323	13483	12258
Grammar	7030	6728	6719	6874	6858	6322	4280	3754	3721	3489
Independent	8433	8028	7956	7969	7971	7385	7061	6977	6718	6402
Sixth Form	6335	6583	6617	6708	6991	6665	7034	7168	7256	7257
FE/Tertiary	3923	3838	3570	3738	3658	3144	3364	3322	3169	3166
Academy	.	.	.	.	648	1050	9031	10714	12912	13621
Other	1799	1655	1587	1724	1741	1415	1427	1531	1609	1502

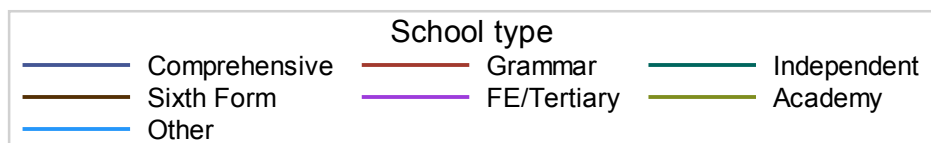
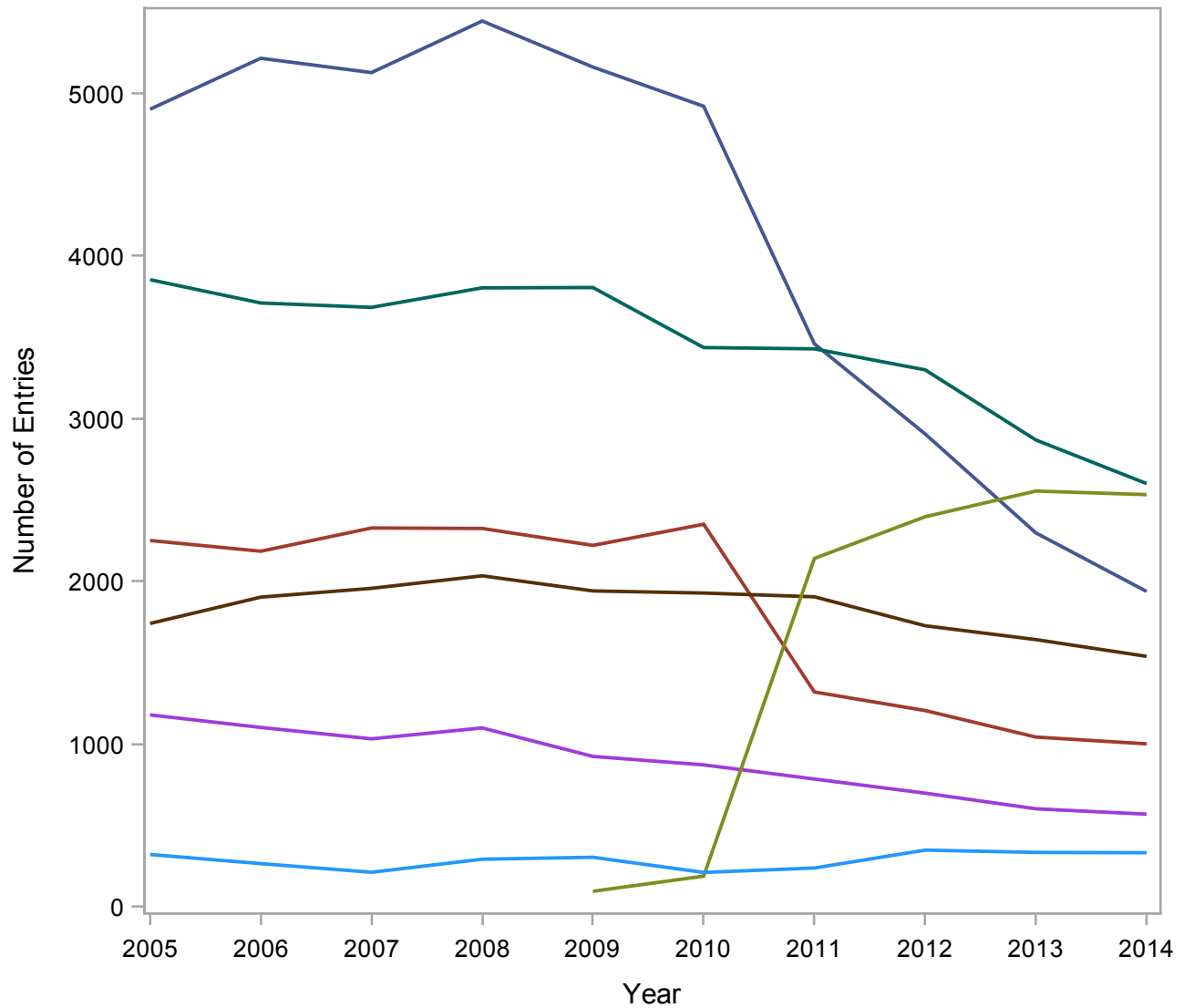
### Cumulative percentage at Grade E by school type



School type						
Comprehensive	Grammar	Independent	Sixth Form	FE/Tertiary	Academy	Other

## Numbers of GCE A Level entries in FRENCH by school type 2005-2014

School type	2005	2006	2007	2008	2009	2010	2011	2012	2013	2014
Comprehensive	4902	5215	5127	5444	5161	4920	3460	2906	2298	1938
Grammar	2251	2185	2328	2325	2221	2351	1320	1206	1043	1001
Independent	3854	3711	3684	3804	3806	3437	3429	3300	2869	2601
Sixth Form	1741	1903	1957	2034	1941	1928	1905	1727	1642	1539
FE/Tertiary	1179	1102	1032	1099	924	872	785	698	602	569
Academy	.	.	.	.	95	188	2141	2397	2555	2533
Other	321	265	212	292	304	211	238	348	334	332



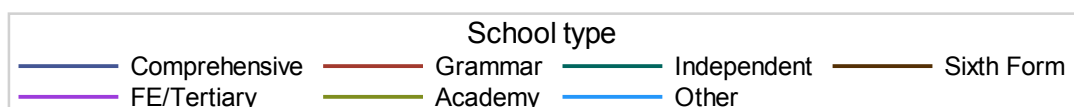
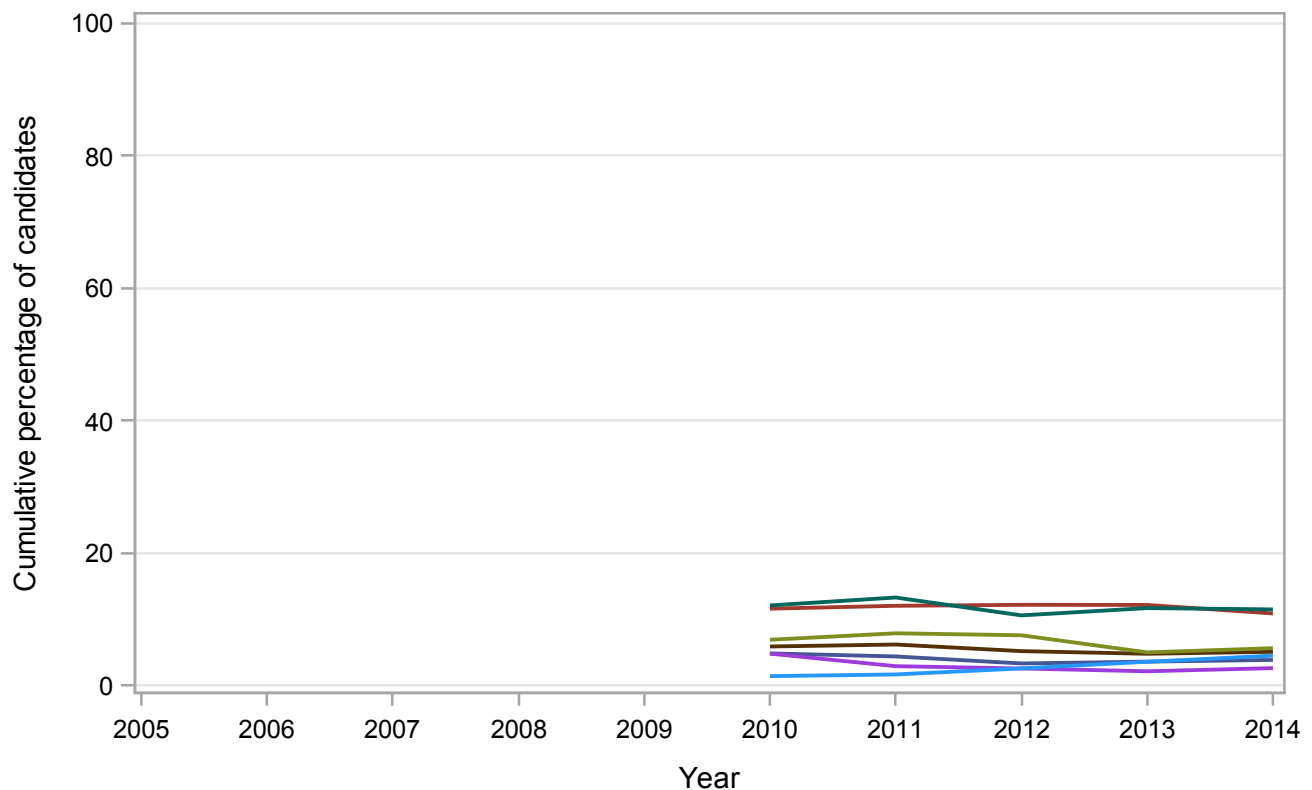
## GCE A Level FRENCH Grade A\* by school type 2005-2014 Cumulative Percentages

School type	2005	2006	2007	2008	2009	2010	2011	2012	2013	2014
Comprehensive	.	.	.	.	.	4.9	4.4	3.3	3.6	3.9
Grammar	.	.	.	.	.	11.6	12.0	12.2	12.2	10.9
Independent	.	.	.	.	.	12.1	13.3	10.6	11.7	11.5
Sixth Form	.	.	.	.	.	5.9	6.2	5.2	4.8	5.1
FE/Tertiary	.	.	.	.	.	4.8	2.9	2.6	2.2	2.6
Academy	.	.	.	.	.	6.9	7.9	7.6	5.0	5.6
Other	.	.	.	.	.	1.4	1.7	2.6	3.6	4.5

### Cumulative Numbers

School type	2005	2006	2007	2008	2009	2010	2011	2012	2013	2014
Comprehensive	.	.	.	.	.	239	152	97	83	75
Grammar	.	.	.	.	.	273	159	147	127	109
Independent	.	.	.	.	.	416	456	350	336	299
Sixth Form	.	.	.	.	.	114	118	90	79	78
FE/Tertiary	.	.	.	.	.	42	23	18	13	15
Academy	.	.	.	.	.	13	169	182	128	143
Other	.	.	.	.	.	3	4	9	12	15

### Cumulative percentage at Grade A\* by school type



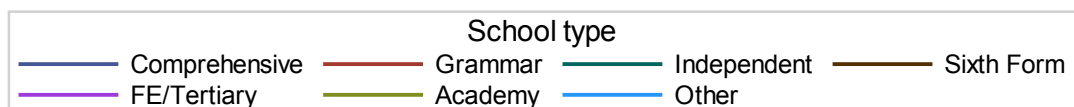
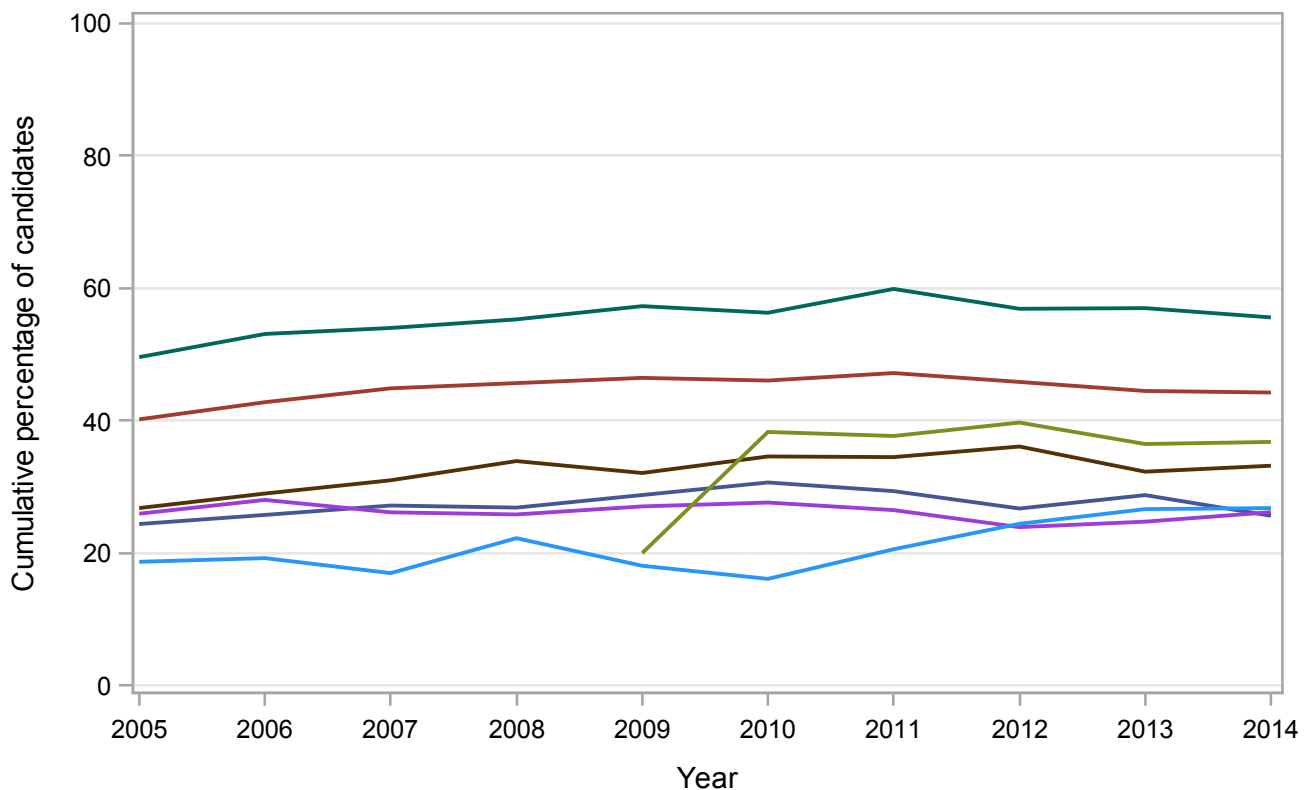
## GCE A Level FRENCH Grade A by school type 2005-2014 Cumulative Percentages

School type	2005	2006	2007	2008	2009	2010	2011	2012	2013	2014
Comprehensive	24.4	25.8	27.2	26.9	28.8	30.7	29.4	26.7	28.8	25.6
Grammar	40.2	42.8	44.9	45.7	46.5	46.1	47.2	45.9	44.5	44.3
Independent	49.6	53.1	54.0	55.3	57.3	56.3	59.9	56.9	57.0	55.6
Sixth Form	26.8	29.0	31.0	33.9	32.1	34.6	34.5	36.1	32.3	33.2
FE/Tertiary	26.0	28.0	26.2	25.8	27.1	27.6	26.5	23.9	24.8	26.2
Academy	.	.	.	.	20.0	38.3	37.7	39.7	36.5	36.8
Other	18.7	19.2	17.0	22.3	18.1	16.1	20.6	24.4	26.6	26.8

### Cumulative Numbers

School type	2005	2006	2007	2008	2009	2010	2011	2012	2013	2014
Comprehensive	1196	1344	1394	1463	1485	1509	1016	777	661	497
Grammar	905	935	1045	1062	1032	1083	623	553	464	443
Independent	1912	1971	1989	2104	2181	1935	2054	1878	1635	1446
Sixth Form	467	552	607	690	623	667	657	623	530	511
FE/Tertiary	306	309	270	284	250	241	208	167	149	149
Academy	.	.	.	.	19	72	807	952	932	932
Other	60	51	36	65	55	34	49	85	89	89

### Cumulative percentage at Grade A by school type





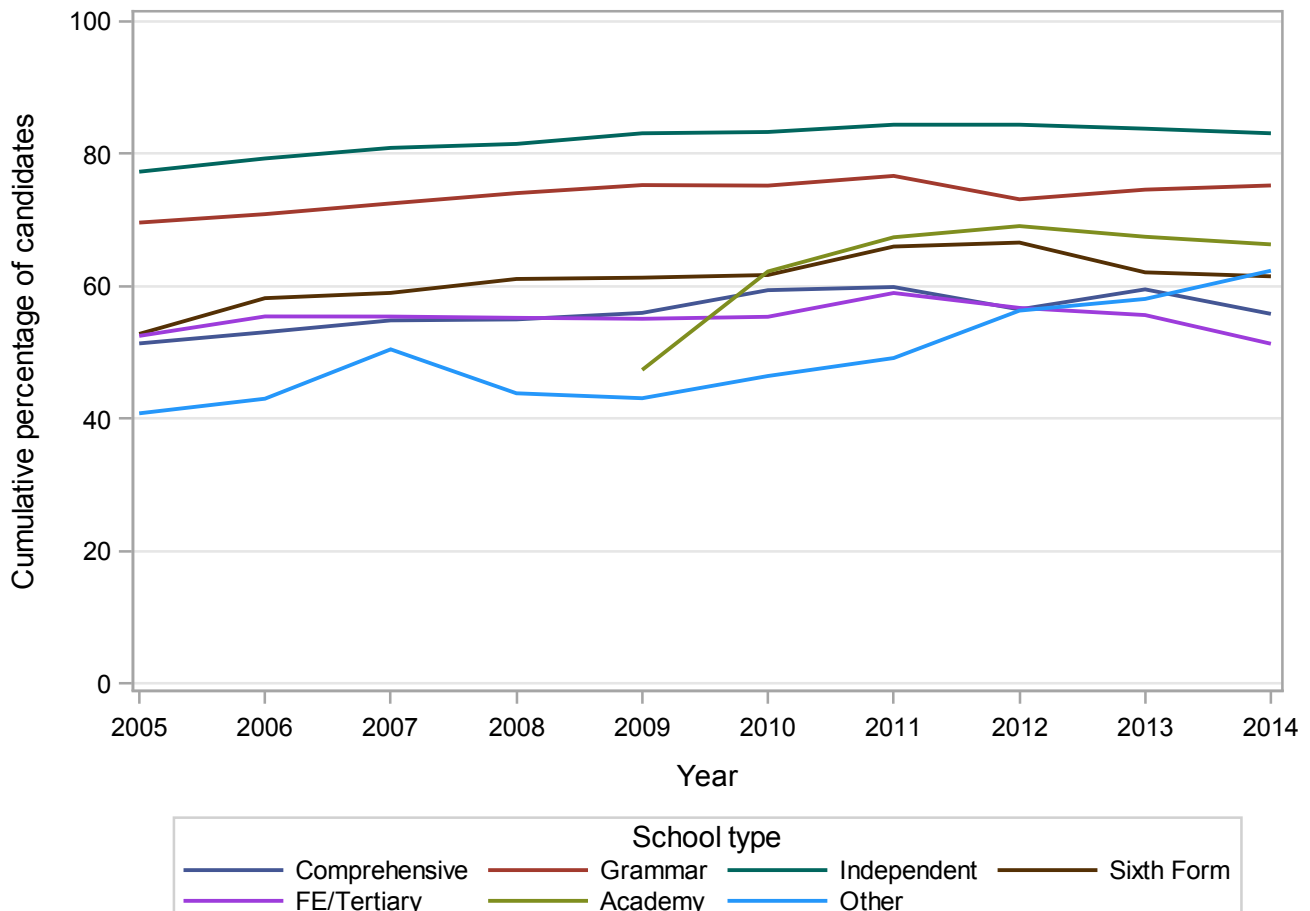
## GCE A Level FRENCH Grade B by school type 2005-2014 Cumulative Percentages

School type	2005	2006	2007	2008	2009	2010	2011	2012	2013	2014
Comprehensive	51.4	53.1	54.8	55.0	56.0	59.4	59.9	56.5	59.5	55.8
Grammar	69.6	70.9	72.5	74.1	75.3	75.2	76.7	73.1	74.6	75.2
Independent	77.3	79.3	80.9	81.5	83.1	83.3	84.4	84.4	83.8	83.1
Sixth Form	52.8	58.2	59.0	61.1	61.3	61.7	66.0	66.6	62.1	61.5
FE/Tertiary	52.5	55.4	55.4	55.2	55.1	55.4	59.0	56.7	55.6	51.3
Academy	.	.	.	.	47.4	62.2	67.4	69.1	67.5	66.3
Other	40.8	43.0	50.5	43.8	43.1	46.4	49.2	56.3	58.1	62.3

### Cumulative Numbers

School type	2005	2006	2007	2008	2009	2010	2011	2012	2013	2014
Comprehensive	2518	2767	2812	2994	2889	2923	2072	1642	1368	1082
Grammar	1567	1549	1688	1722	1672	1768	1012	882	778	753
Independent	2979	2943	2980	3100	3163	2863	2894	2785	2404	2161
Sixth Form	919	1108	1155	1243	1190	1190	1257	1150	1020	946
FE/Tertiary	619	611	572	607	509	483	463	396	335	292
Academy	.	.	.	.	45	117	1443	1656	1724	1680
Other	131	114	107	128	131	98	117	196	194	207

### Cumulative percentage at Grade B by school type



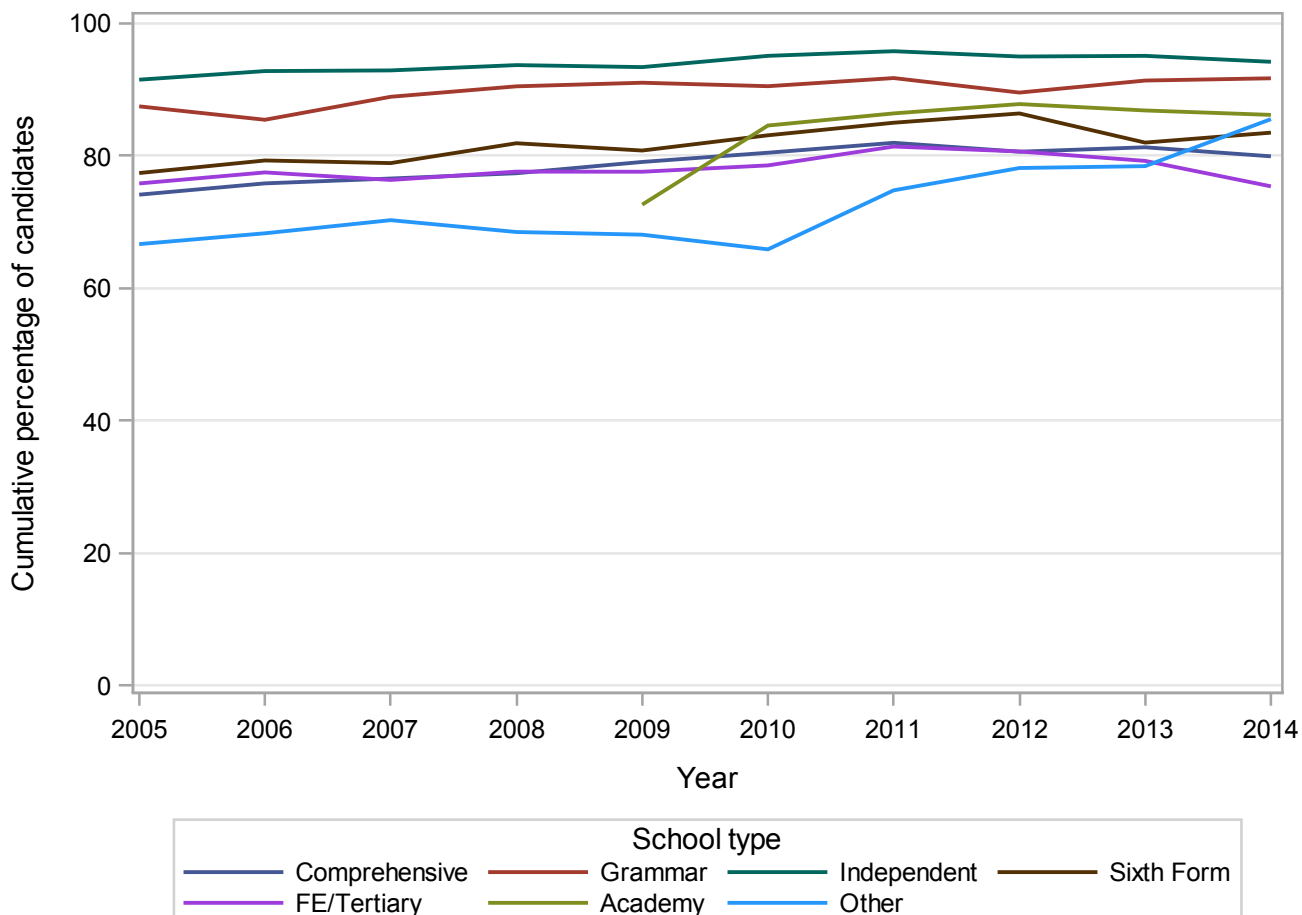
## GCE A Level FRENCH Grade C by school type 2005-2014 Cumulative Percentages

School type	2005	2006	2007	2008	2009	2010	2011	2012	2013	2014
Comprehensive	74.1	75.8	76.6	77.4	79.1	80.5	82.0	80.6	81.3	79.9
Grammar	87.5	85.4	88.9	90.5	91.0	90.5	91.7	89.6	91.4	91.7
Independent	91.5	92.8	92.9	93.7	93.4	95.1	95.8	95.0	95.1	94.2
Sixth Form	77.4	79.3	78.9	81.9	80.8	83.1	85.0	86.4	82.0	83.5
FE/Tertiary	75.8	77.5	76.4	77.6	77.6	78.6	81.4	80.7	79.2	75.4
Academy	.	.	.	.	72.6	84.6	86.4	87.8	86.8	86.2
Other	66.7	68.3	70.3	68.5	68.1	65.9	74.8	78.2	78.4	85.5

### Cumulative Numbers

School type	2005	2006	2007	2008	2009	2010	2011	2012	2013	2014
Comprehensive	3634	3955	3926	4212	4081	3959	2836	2343	1868	1549
Grammar	1969	1867	2070	2104	2022	2128	1211	1080	953	918
Independent	3526	3444	3422	3564	3555	3269	3285	3135	2728	2450
Sixth Form	1348	1509	1544	1666	1568	1602	1619	1492	1346	1285
FE/Tertiary	894	854	788	853	717	685	639	563	477	429
Academy	.	.	.	.	69	159	1850	2105	2219	2183
Other	214	181	149	200	207	139	178	272	262	284

### Cumulative percentage at Grade C by school type



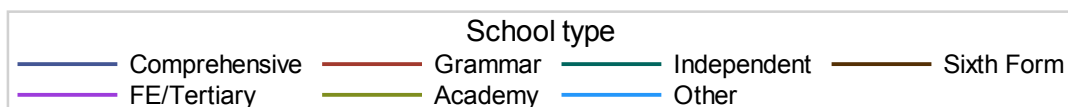
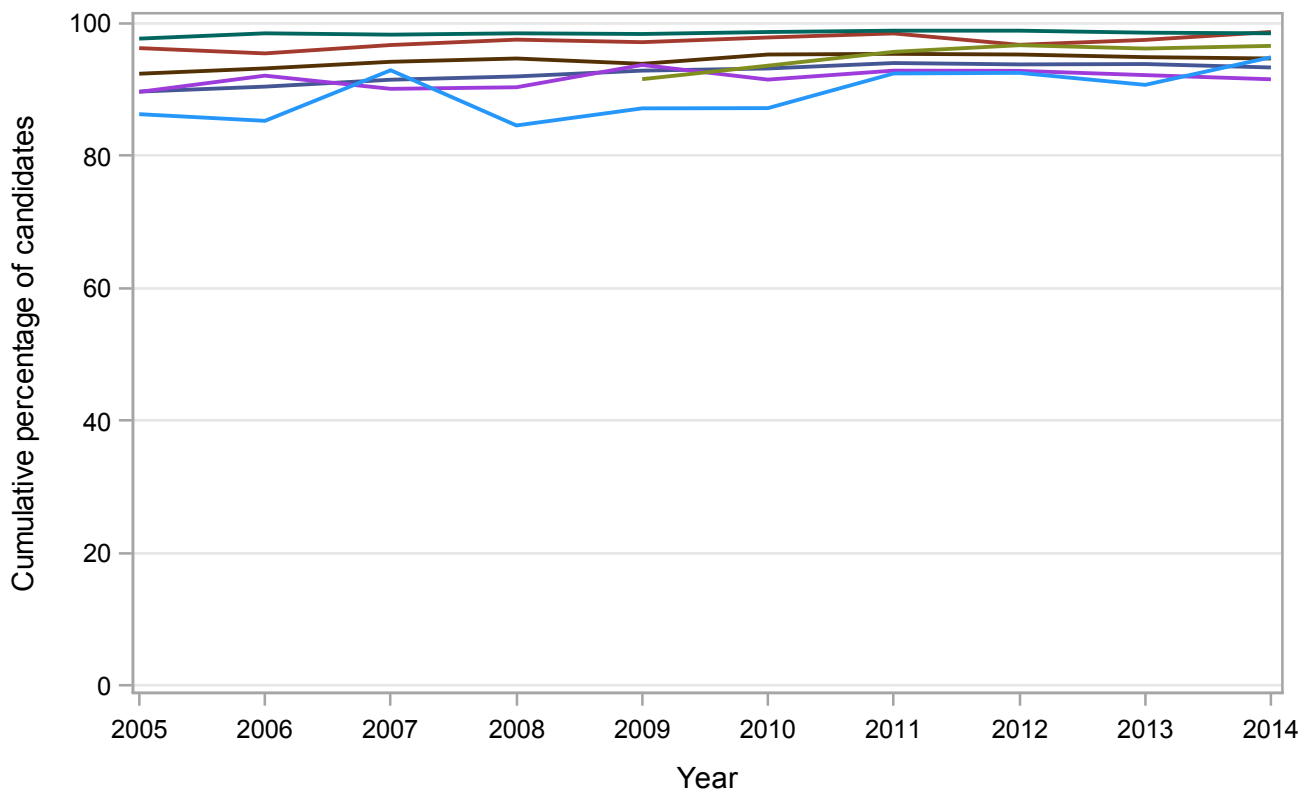
## GCE A Level FRENCH Grade D by school type 2005-2014 Cumulative Percentages

School type	2005	2006	2007	2008	2009	2010	2011	2012	2013	2014
Comprehensive	89.7	90.5	91.5	92.0	92.9	93.2	94.0	93.8	93.9	93.3
Grammar	96.3	95.5	96.7	97.5	97.2	97.9	98.5	96.8	97.5	98.7
Independent	97.7	98.5	98.3	98.5	98.4	98.7	98.9	98.9	98.6	98.5
Sixth Form	92.4	93.2	94.2	94.7	93.9	95.3	95.4	95.3	94.9	94.7
FE/Tertiary	89.7	92.1	90.1	90.4	93.7	91.5	92.9	92.8	92.2	91.6
Academy	.	.	.	.	91.6	93.6	95.7	96.7	96.2	96.6
Other	86.3	85.3	92.9	84.6	87.2	87.2	92.4	92.5	90.7	94.9

### Cumulative Numbers

School type	2005	2006	2007	2008	2009	2010	2011	2012	2013	2014
Comprehensive	4397	4717	4691	5008	4793	4585	3253	2726	2157	1809
Grammar	2167	2086	2252	2268	2158	2301	1300	1167	1017	988
Independent	3765	3655	3621	3747	3745	3392	3391	3264	2829	2562
Sixth Form	1609	1774	1843	1926	1823	1837	1817	1646	1558	1457
FE/Tertiary	1057	1015	930	993	866	798	729	648	555	521
Academy	.	.	.	.	87	176	2049	2318	2458	2447
Other	277	226	197	247	265	184	220	322	303	315

### Cumulative percentage at Grade D by school type



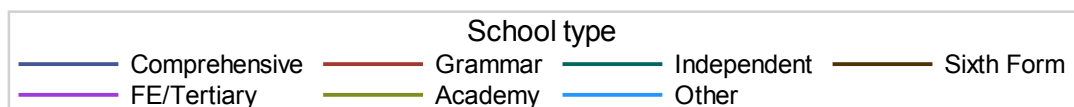
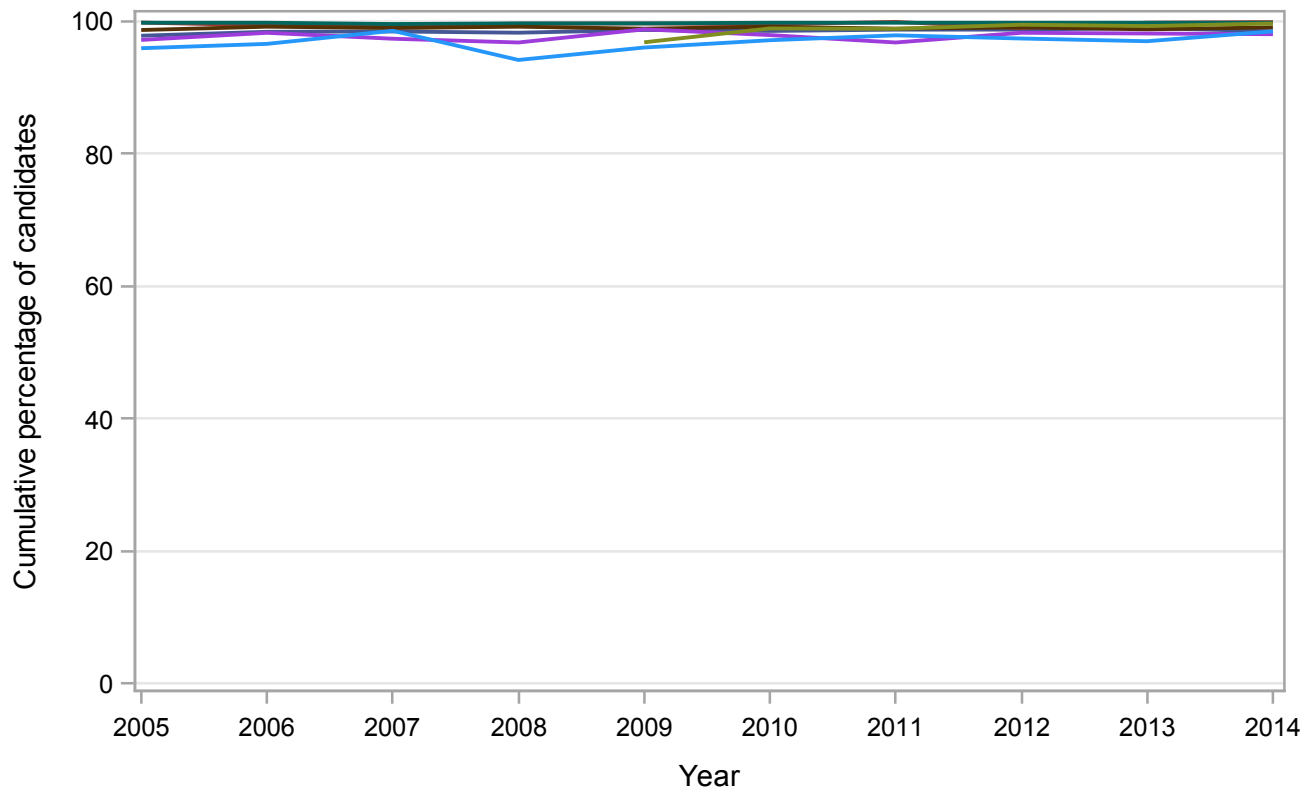
## GCE A Level FRENCH Grade E by school type 2005-2014 Cumulative Percentages

School type	2005	2006	2007	2008	2009	2010	2011	2012	2013	2014
Comprehensive	97.8	98.4	98.5	98.3	98.7	98.6	98.8	98.8	99.0	98.5
Grammar	99.8	99.4	99.5	99.7	99.7	99.6	99.9	99.0	99.8	99.9
Independent	99.8	99.8	99.6	99.7	99.7	99.8	99.8	99.8	99.8	99.8
Sixth Form	98.7	99.2	99.0	99.2	98.9	99.2	98.9	99.1	98.8	99.1
FE/Tertiary	97.2	98.3	97.4	96.8	98.8	97.9	96.8	98.3	98.2	98.1
Academy	.	.	.	.	96.8	98.9	98.9	99.5	99.3	99.7
Other	96.0	96.6	98.6	94.2	96.1	97.2	97.9	97.4	97.0	98.5

### Cumulative Numbers

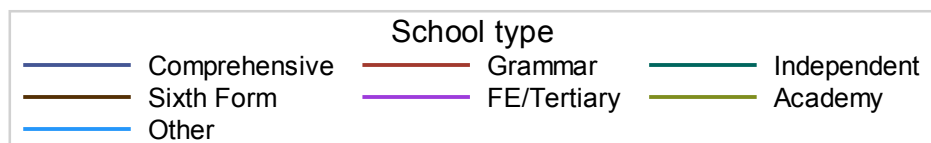
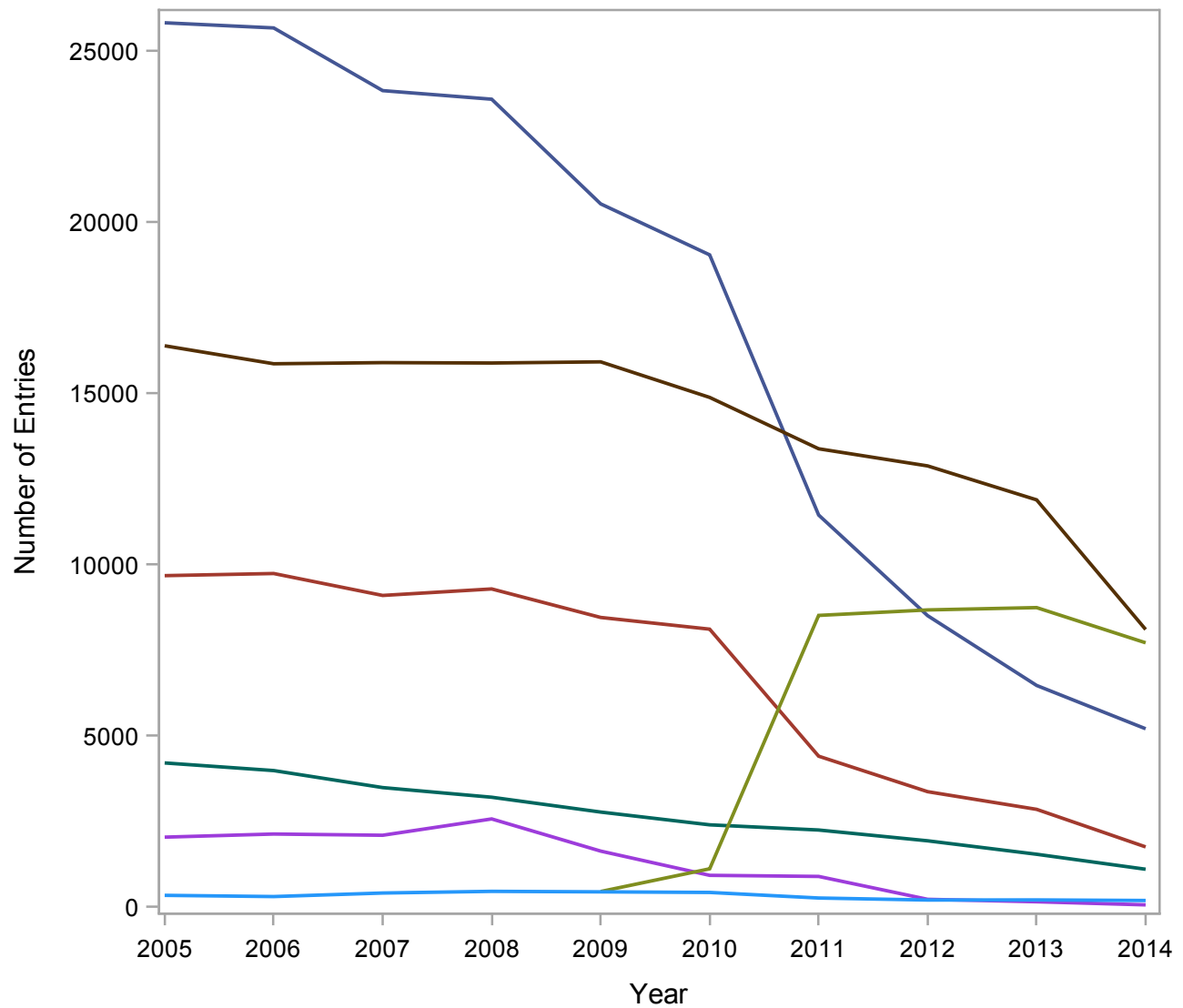
School type	2005	2006	2007	2008	2009	2010	2011	2012	2013	2014
Comprehensive	4796	5133	5049	5351	5094	4849	3417	2870	2275	1909
Grammar	2247	2172	2316	2317	2214	2341	1319	1194	1041	1000
Independent	3846	3704	3669	3793	3795	3430	3422	3293	2863	2596
Sixth Form	1718	1888	1937	2018	1920	1913	1884	1711	1622	1525
FE/Tertiary	1146	1083	1005	1064	913	854	760	686	591	558
Academy	.	.	.	.	92	186	2117	2385	2537	2525
Other	308	256	209	275	292	205	233	339	324	327

### Cumulative percentage at Grade E by school type



## Numbers of GCE A Level entries in GENERAL STUDIES by school type 2005-2014

School type	2005	2006	2007	2008	2009	2010	2011	2012	2013	2014
Comprehensive	25834	25684	23852	23601	20543	19053	11451	8510	6471	5206
Grammar	9680	9742	9101	9291	8458	8116	4404	3367	2851	1754
Independent	4207	3984	3487	3205	2772	2399	2247	1932	1539	1101
Sixth Form	16396	15871	15904	15893	15927	14888	13387	12886	11894	8107
FE/Tertiary	.	.	.	.	450	1114	8518	8678	8746	7718
Other	338	303	406	455	440	423	260	201	204	188



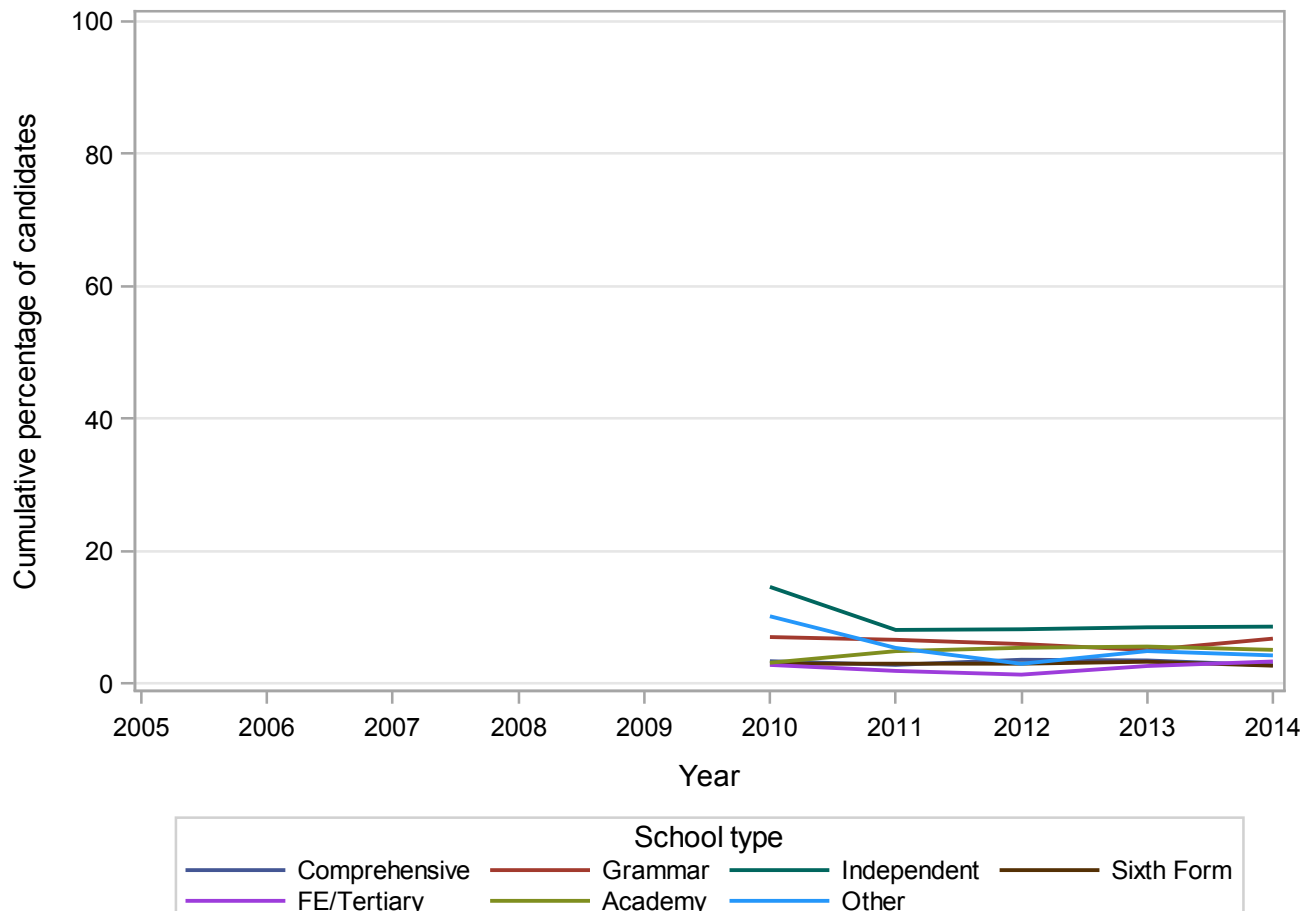
## GCE A Level GENERAL STUDIES Grade A\* by school type 2005-2014 Cumulative Percentages

School type	2005	2006	2007	2008	2009	2010	2011	2012	2013	2014
Comprehensive	.	.	.	.	.	3.4	2.8	3.6	3.5	2.8
Grammar	.	.	.	.	.	7.0	6.6	6.0	5.1	6.8
Independent	.	.	.	.	.	14.6	8.1	8.2	8.5	8.6
Sixth Form	.	.	.	.	.	3.0	3.0	3.0	3.3	2.7
FE/Tertiary	.	.	.	.	.	2.8	1.9	1.4	2.6	3.3
Academy	.	.	.	.	.	3.1	4.9	5.4	5.6	5.1
Other	.	.	.	.	.	10.2	5.4	3.0	4.9	4.3

### Cumulative Numbers

School type	2005	2006	2007	2008	2009	2010	2011	2012	2013	2014
Comprehensive	.	.	.	.	.	643	323	306	226	144
Grammar	.	.	.	.	.	570	291	201	144	119
Independent	.	.	.	.	.	350	182	158	131	95
Sixth Form	.	.	.	.	.	447	402	387	393	219
FE/Tertiary	.	.	.	.	.	26	17	3	4	2
Academy	.	.	.	.	.	35	417	469	489	393
Other	.	.	.	.	.	43	14	6	10	8

### Cumulative percentage at Grade A\* by school type



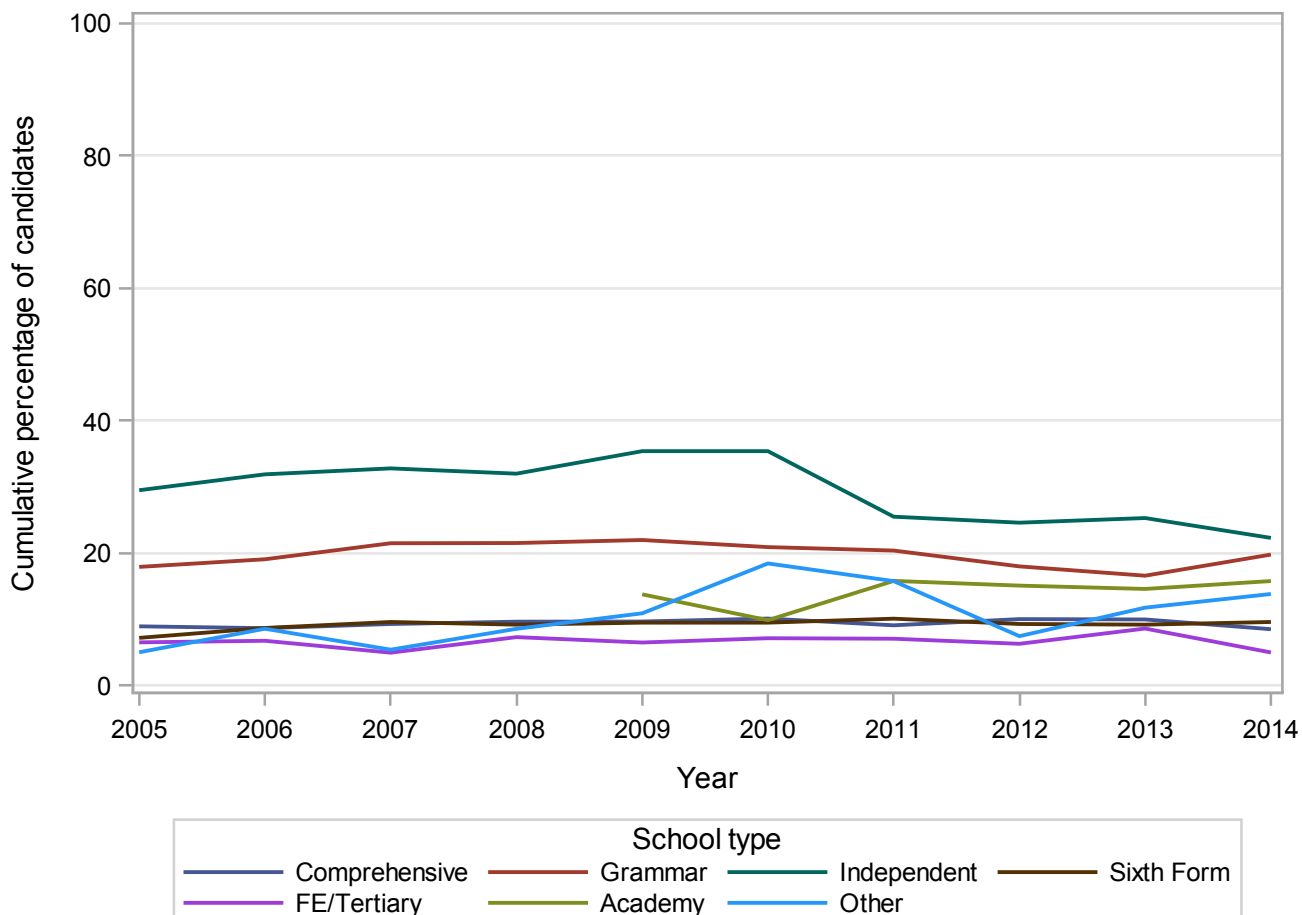
## GCE A Level GENERAL STUDIES Grade A by school type 2005-2014 Cumulative Percentages

School type	2005	2006	2007	2008	2009	2010	2011	2012	2013	2014
Comprehensive	8.9	8.7	9.3	9.6	9.7	10.1	9.1	10.0	10.0	8.5
Grammar	17.9	19.1	21.5	21.5	22.0	20.9	20.4	18.0	16.6	19.8
Independent	29.5	31.9	32.8	32.0	35.4	35.4	25.5	24.6	25.3	22.3
Sixth Form	7.2	8.7	9.6	9.2	9.5	9.5	10.1	9.3	9.2	9.6
FE/Tertiary	6.5	6.8	5.0	7.3	6.5	7.2	7.1	6.3	8.6	5.0
Academy	.	.	.	.	13.8	9.9	15.8	15.1	14.6	15.8
Other	5.0	8.6	5.4	8.6	10.9	18.4	15.8	7.5	11.8	13.8

### Cumulative Numbers

School type	2005	2006	2007	2008	2009	2010	2011	2012	2013	2014
Comprehensive	2311	2226	2217	2277	1987	1928	1042	854	646	443
Grammar	1735	1858	1956	2000	1859	1697	898	606	473	347
Independent	1241	1271	1144	1026	981	849	573	475	389	246
Sixth Form	1181	1381	1527	1462	1513	1414	1352	1198	1094	778
FE/Tertiary	133	144	104	188	106	66	63	14	13	3
Academy	.	.	.	.	62	110	1346	1310	1276	1218
Other	17	26	22	39	48	78	41	15	24	26

### Cumulative percentage at Grade A by school type



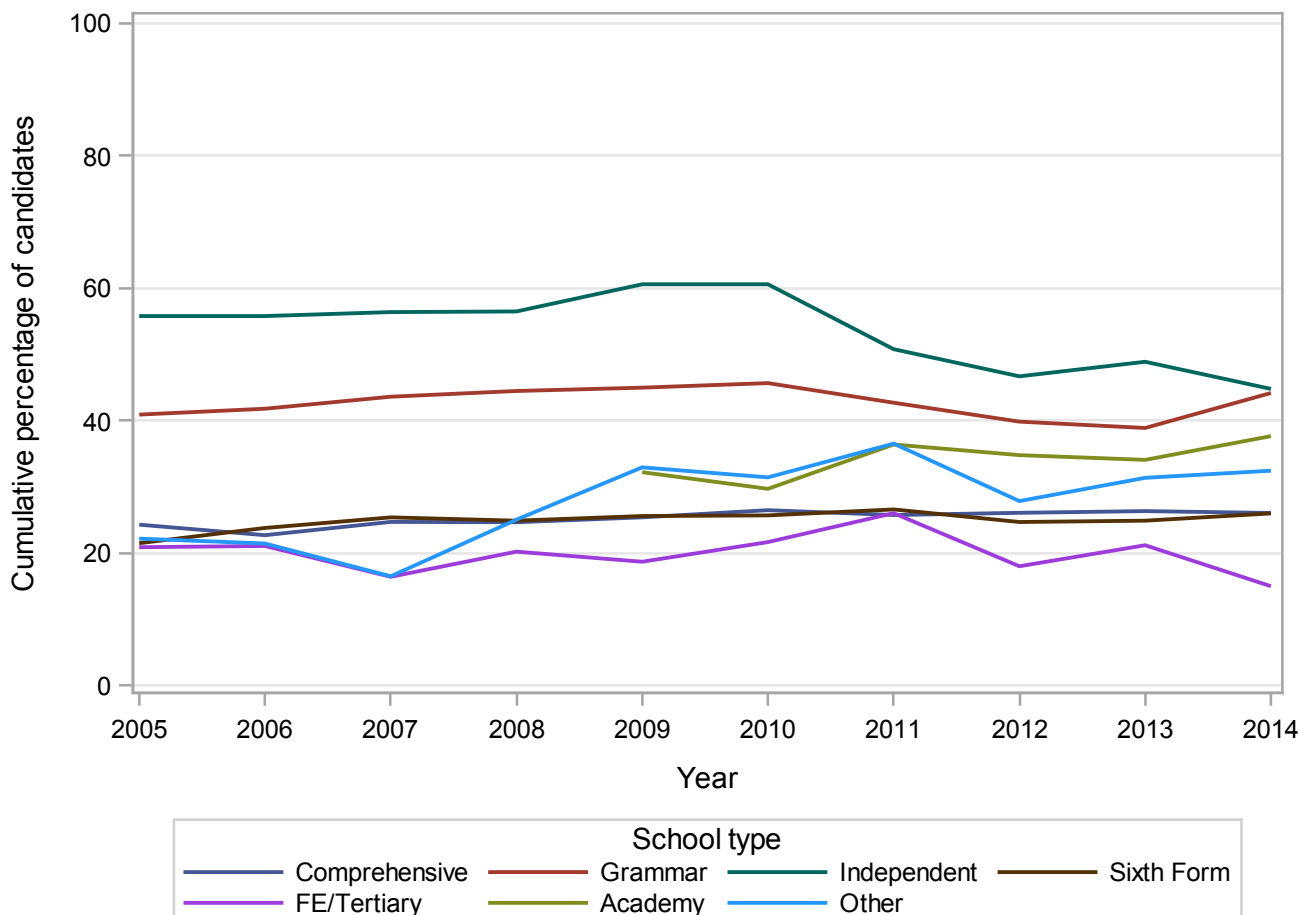
## GCE A Level GENERAL STUDIES Grade B by school type 2005-2014 Cumulative Percentages

School type	2005	2006	2007	2008	2009	2010	2011	2012	2013	2014
Comprehensive	24.3	22.7	24.7	24.7	25.4	26.5	25.8	26.1	26.3	26.1
Grammar	40.9	41.8	43.6	44.5	45.0	45.7	42.7	39.9	38.9	44.2
Independent	55.8	55.8	56.4	56.5	60.6	60.6	50.8	46.7	48.9	44.8
Sixth Form	21.5	23.8	25.4	24.9	25.6	25.7	26.6	24.7	24.9	26.0
FE/Tertiary	20.9	21.1	16.4	20.2	18.7	21.7	26.0	18.0	21.2	15.0
Academy	.	.	.	.	32.2	29.7	36.4	34.8	34.1	37.7
Other	22.2	21.5	16.5	25.1	33.0	31.4	36.5	27.9	31.4	32.4

### Cumulative Numbers

School type	2005	2006	2007	2008	2009	2010	2011	2012	2013	2014
Comprehensive	6277	5833	5895	5821	5219	5047	2949	2220	1705	1357
Grammar	3961	4073	3970	4133	3805	3707	1881	1342	1109	775
Independent	2348	2223	1967	1811	1680	1454	1141	902	753	493
Sixth Form	3525	3777	4040	3957	4077	3826	3561	3183	2962	2108
FE/Tertiary	426	449	344	520	305	200	232	40	32	9
Academy	.	.	.	.	145	331	3101	3020	2981	2907
Other	75	65	67	114	145	133	95	56	64	61

### Cumulative percentage at Grade B by school type





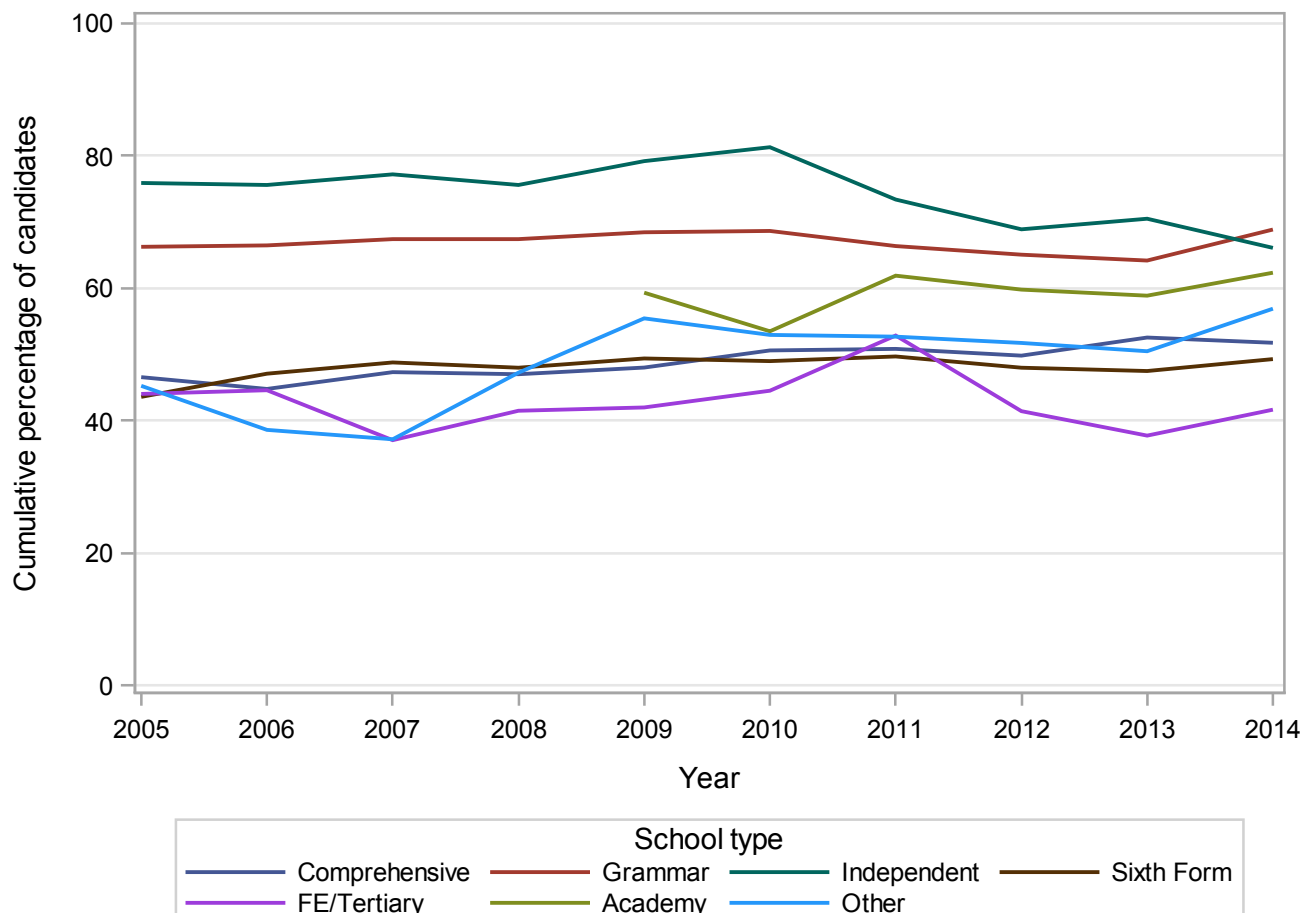
## GCE A Level GENERAL STUDIES Grade C by school type 2005-2014 Cumulative Percentages

School type	2005	2006	2007	2008	2009	2010	2011	2012	2013	2014
Comprehensive	46.6	44.8	47.3	47.0	48.0	50.6	50.8	49.8	52.6	51.8
Grammar	66.3	66.5	67.4	67.4	68.5	68.7	66.4	65.1	64.2	68.9
Independent	75.9	75.6	77.2	75.6	79.2	81.3	73.4	68.9	70.5	66.1
Sixth Form	43.6	47.1	48.8	48.0	49.4	49.0	49.7	48.0	47.5	49.3
FE/Tertiary	44.0	44.6	37.1	41.5	42.0	44.5	52.9	41.4	37.7	41.7
Academy	.	.	.	.	59.3	53.5	61.9	59.8	58.9	62.3
Other	45.3	38.6	37.2	47.3	55.5	53.0	52.7	51.7	50.5	56.9

### Cumulative Numbers

School type	2005	2006	2007	2008	2009	2010	2011	2012	2013	2014
Comprehensive	12032	11505	11290	11097	9866	9643	5822	4240	3401	2695
Grammar	6414	6476	6136	6264	5790	5572	2923	2191	1830	1208
Independent	3193	3012	2692	2423	2195	1950	1649	1331	1085	728
Sixth Form	7149	7475	7761	7629	7868	7295	6653	6185	5650	3997
FE/Tertiary	898	950	776	1067	685	411	471	92	57	25
Academy	.	.	.	.	267	596	5273	5189	5150	4812
Other	153	117	151	215	244	224	137	104	103	107

### Cumulative percentage at Grade C by school type



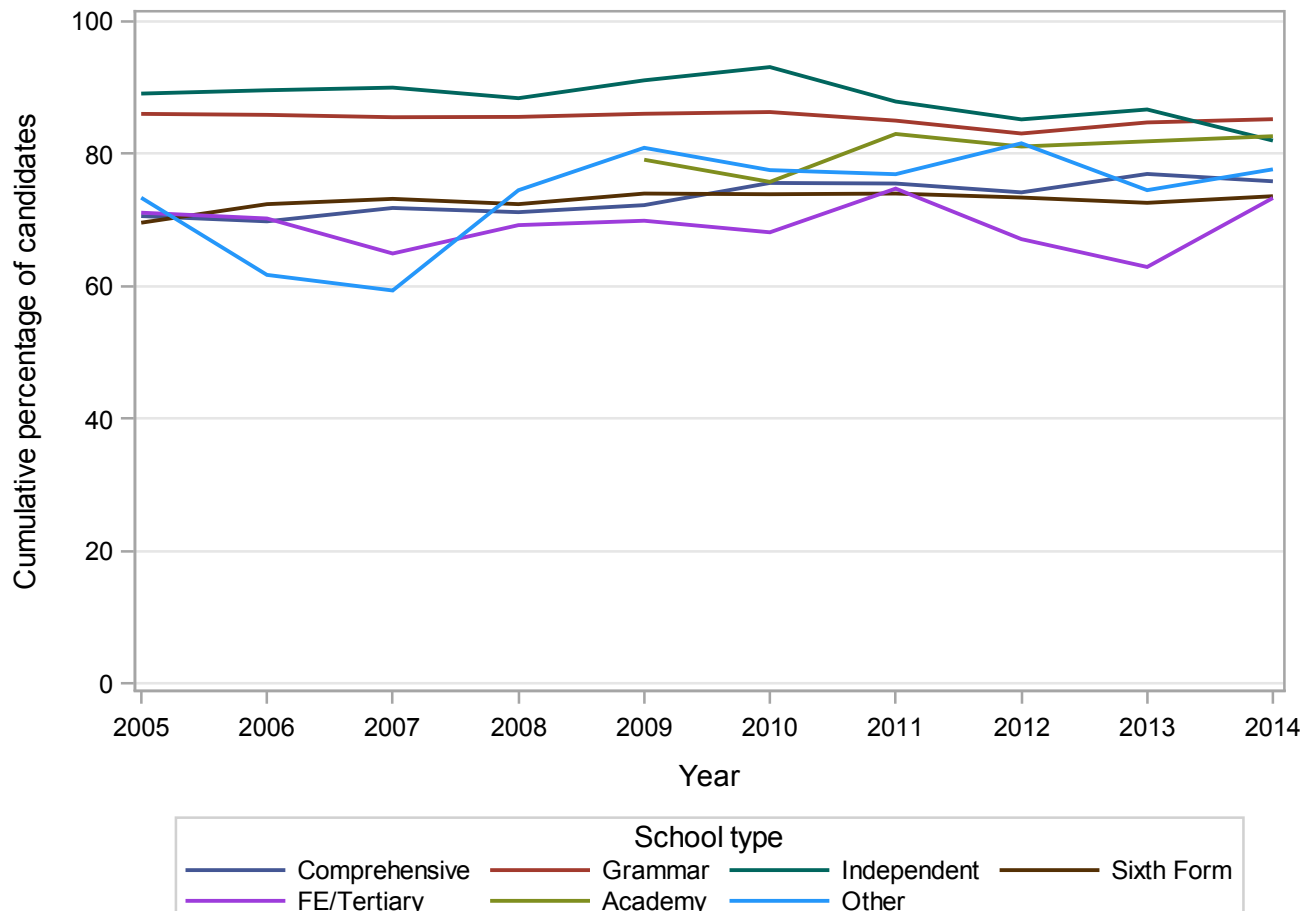
## GCE A Level GENERAL STUDIES Grade D by school type 2005-2014 Cumulative Percentages

School type	2005	2006	2007	2008	2009	2010	2011	2012	2013	2014
Comprehensive	70.6	69.8	71.8	71.2	72.3	75.6	75.5	74.2	77.0	75.9
Grammar	86.0	85.9	85.5	85.6	86.0	86.3	85.0	83.1	84.7	85.2
Independent	89.1	89.6	90.0	88.4	91.1	93.1	87.9	85.2	86.7	82.0
Sixth Form	69.6	72.4	73.2	72.4	74.0	73.9	74.0	73.4	72.6	73.6
FE/Tertiary	71.1	70.2	64.9	69.2	69.9	68.1	74.7	67.1	62.9	73.3
Academy	.	.	.	.	79.1	75.8	83.0	81.1	81.9	82.7
Other	73.4	61.7	59.4	74.5	80.9	77.5	76.9	81.6	74.5	77.7

### Cumulative Numbers

School type	2005	2006	2007	2008	2009	2010	2011	2012	2013	2014
Comprehensive	18239	17928	17132	16801	14843	14405	8647	6313	4980	3949
Grammar	8328	8367	7784	7951	7278	7005	3744	2797	2416	1495
Independent	3748	3570	3138	2833	2525	2233	1975	1646	1334	903
Sixth Form	11412	11491	11642	11507	11786	11002	9906	9458	8635	5967
FE/Tertiary	1450	1496	1360	1780	1140	629	666	149	95	44
Academy	.	.	.	.	356	844	7070	7038	7162	6380
Other	248	187	241	339	356	328	200	164	152	146

### Cumulative percentage at Grade D by school type



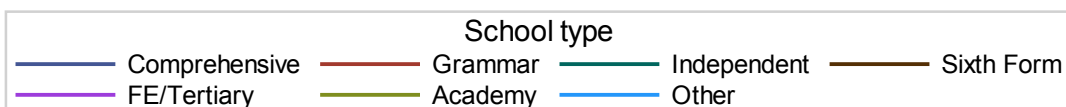
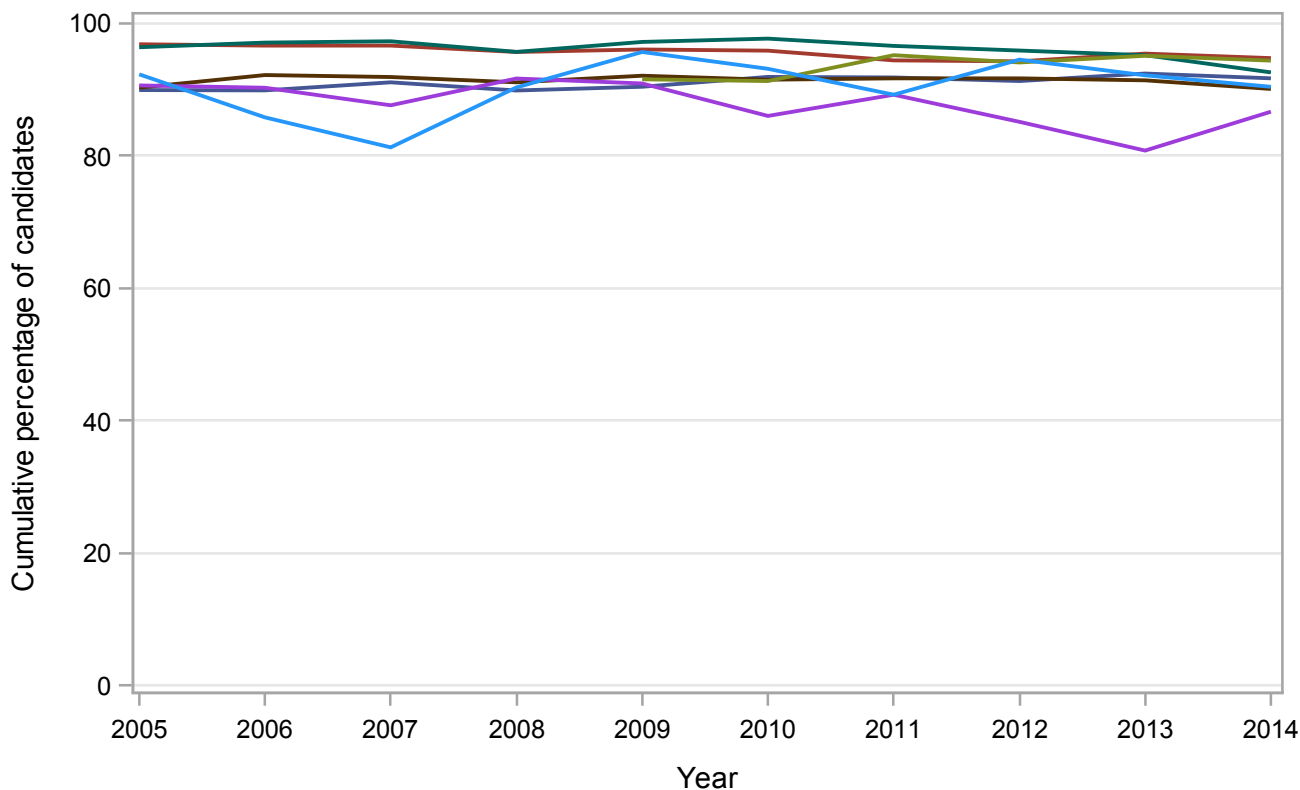
## GCE A Level GENERAL STUDIES Grade E by school type 2005-2014 Cumulative Percentages

School type	2005	2006	2007	2008	2009	2010	2011	2012	2013	2014
Comprehensive	89.9	89.9	91.1	89.9	90.4	91.9	91.8	91.3	92.4	91.7
Grammar	96.8	96.6	96.6	95.7	96.1	95.9	94.4	94.3	95.4	94.8
Independent	96.4	97.1	97.3	95.7	97.2	97.7	96.6	95.9	95.2	92.6
Sixth Form	90.3	92.2	91.9	91.1	92.1	91.5	91.7	91.7	91.4	90.1
FE/Tertiary	90.6	90.3	87.6	91.7	90.9	86.0	89.2	85.1	80.8	86.7
Academy	.	.	.	.	91.6	91.3	95.2	94.1	95.1	94.4
Other	92.3	85.8	81.3	90.3	95.7	93.1	89.2	94.5	92.2	90.4

### Cumulative Numbers

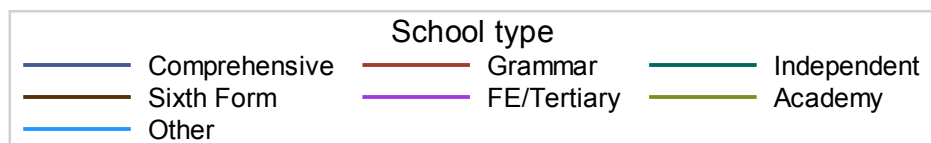
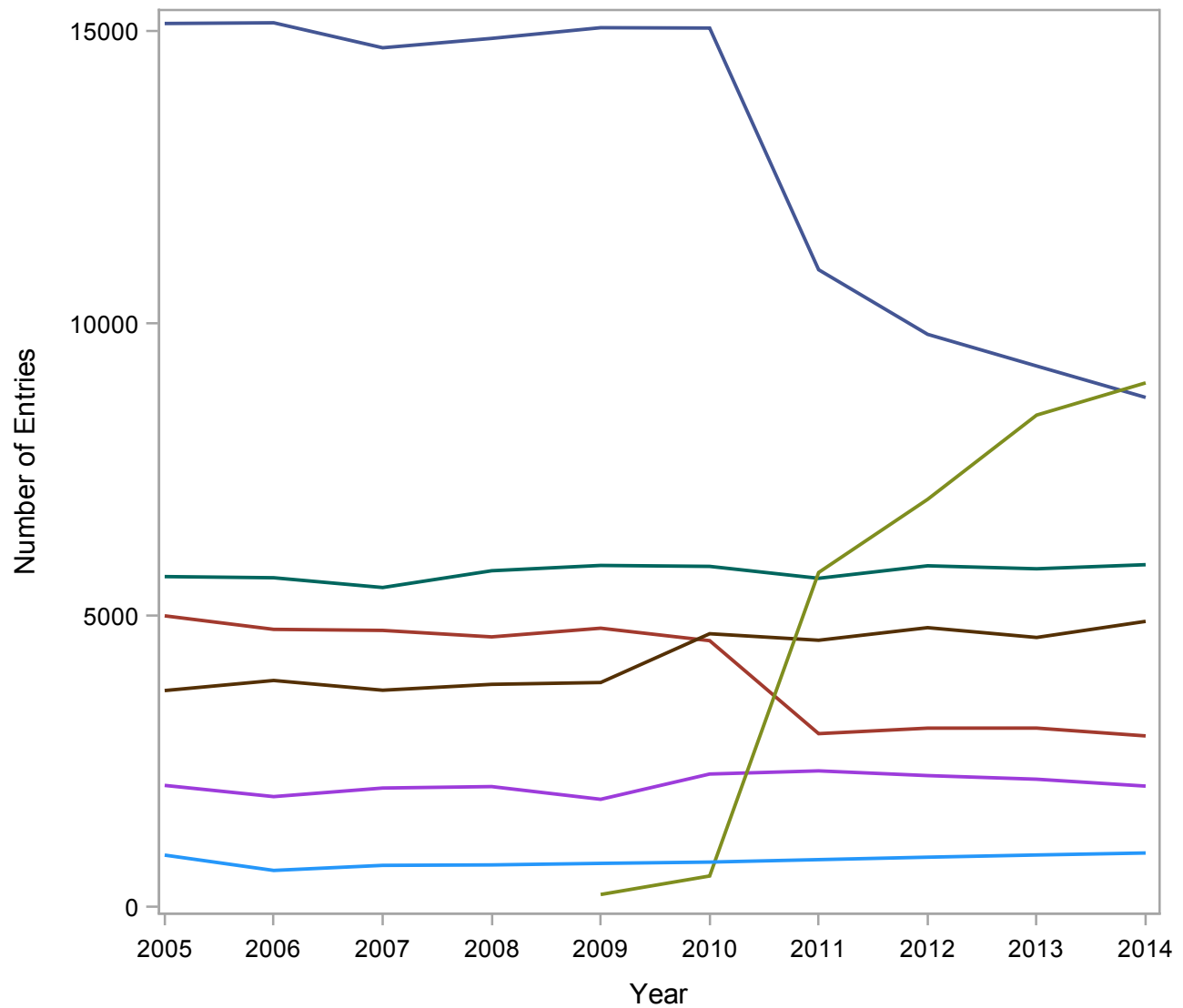
School type	2005	2006	2007	2008	2009	2010	2011	2012	2013	2014
Comprehensive	23233	23086	21729	21210	18577	17514	10516	7769	5981	4774
Grammar	9375	9415	8796	8890	8125	7782	4158	3174	2721	1662
Independent	4056	3868	3393	3067	2694	2344	2171	1853	1465	1020
Sixth Form	14806	14633	14616	14479	14669	13623	12276	11816	10871	7304
FE/Tertiary	1848	1923	1835	2357	1483	794	795	189	122	52
Academy	.	.	.	.	412	1017	8109	8166	8318	7284
Other	312	260	330	411	421	394	232	190	188	170

### Cumulative percentage at Grade E by school type



## Numbers of GCE A Level entries in GEOGRAPHY by school type 2005-2014

School type	2005	2006	2007	2008	2009	2010	2011	2012	2013	2014
Comprehensive	15137	15149	14721	14882	15065	15059	10918	9811	9268	8730
Grammar	4988	4756	4738	4627	4776	4562	2969	3063	3064	2930
Independent	5660	5640	5473	5760	5851	5835	5631	5845	5794	5864
Sixth Form	3707	3880	3713	3814	3845	4681	4569	4785	4617	4893
FE/Tertiary	2082	1890	2037	2062	1844	2277	2331	2250	2188	2070
Academy	.	.	.	.	213	530	5730	6984	8427	8979
Other	888	625	712	720	746	768	810	852	890	924



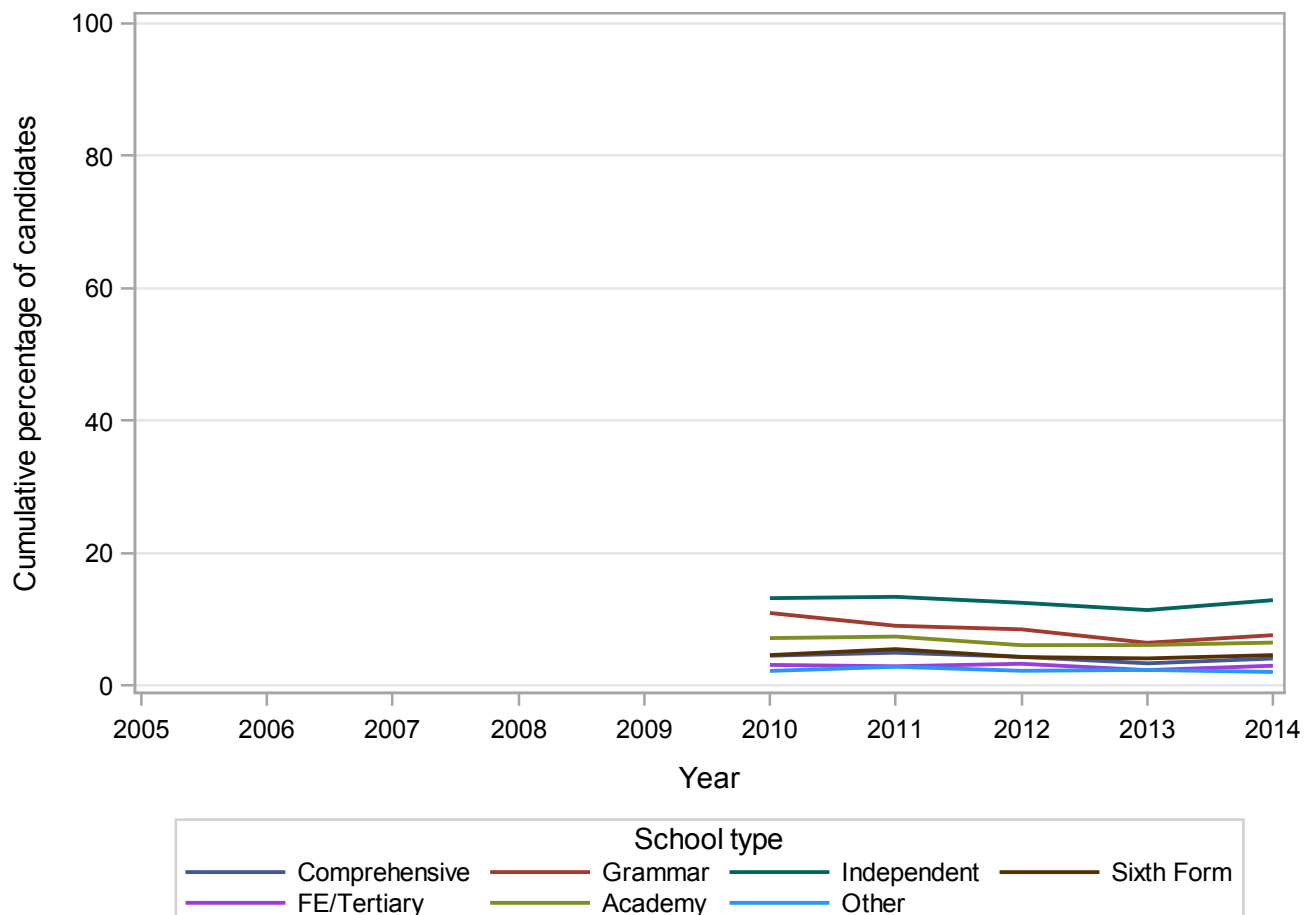
## GCE A Level GEOGRAPHY Grade A\* by school type 2005-2014 Cumulative Percentages

School type	2005	2006	2007	2008	2009	2010	2011	2012	2013	2014
Comprehensive	.	.	.	.	.	4.5	5.0	4.3	3.4	4.1
Grammar	.	.	.	.	.	11.0	9.0	8.5	6.5	7.6
Independent	.	.	.	.	.	13.2	13.4	12.5	11.4	12.9
Sixth Form	.	.	.	.	.	4.6	5.5	4.3	4.1	4.6
FE/Tertiary	.	.	.	.	.	3.1	2.9	3.3	2.3	3.0
Academy	.	.	.	.	.	7.2	7.4	6.1	6.1	6.5
Other	.	.	.	.	.	2.2	2.8	2.2	2.4	2.1

### Cumulative Numbers

School type	2005	2006	2007	2008	2009	2010	2011	2012	2013	2014
Comprehensive	.	.	.	.	.	680	542	426	311	357
Grammar	.	.	.	.	.	500	268	260	198	223
Independent	.	.	.	.	.	770	755	731	661	756
Sixth Form	.	.	.	.	.	215	251	206	189	225
FE/Tertiary	.	.	.	.	.	71	68	74	51	62
Academy	.	.	.	.	.	38	424	426	516	583
Other	.	.	.	.	.	17	23	19	21	19

### Cumulative percentage at Grade A\* by school type



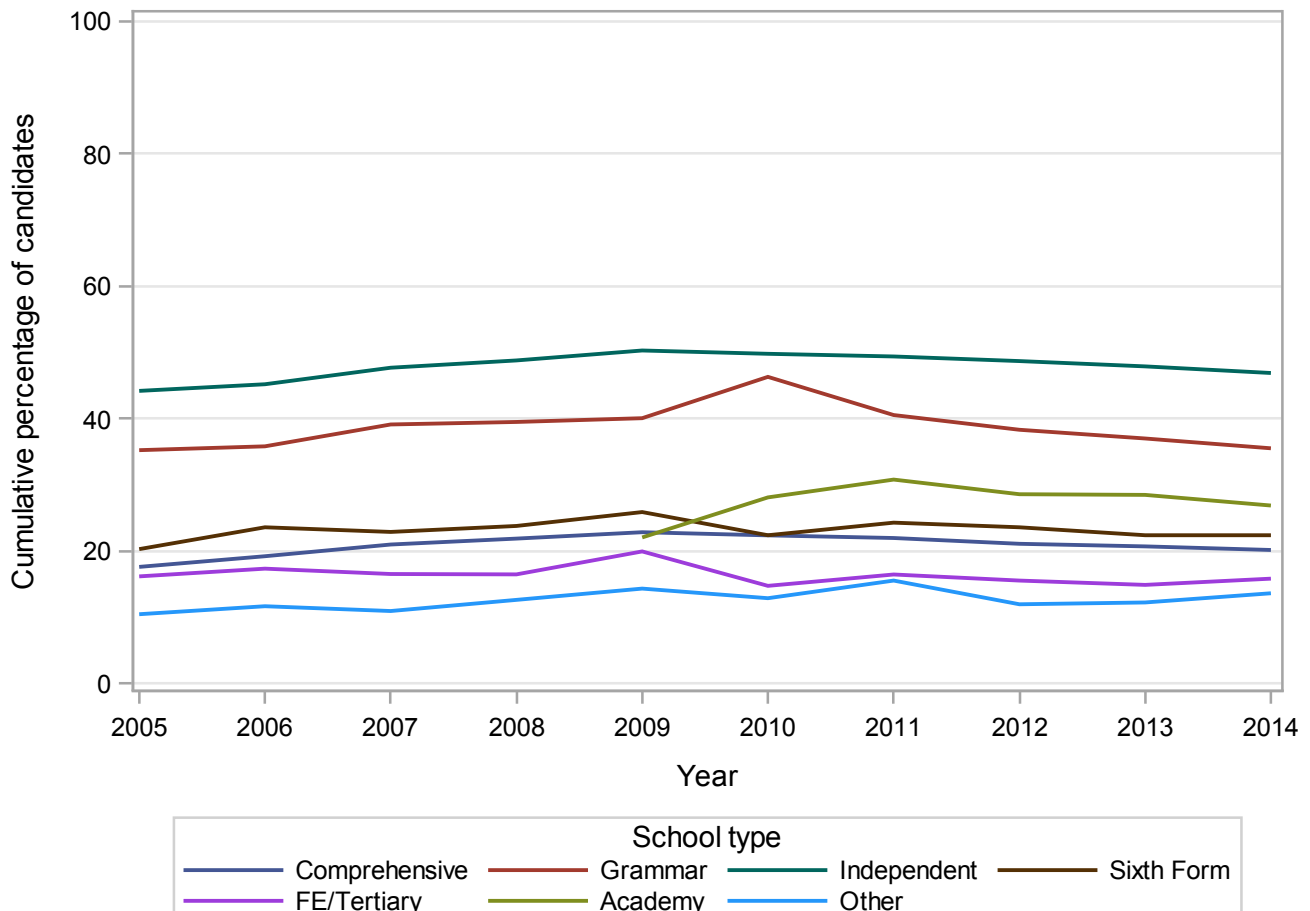
## GCE A Level GEOGRAPHY Grade A by school type 2005-2014 Cumulative Percentages

School type	2005	2006	2007	2008	2009	2010	2011	2012	2013	2014
Comprehensive	17.6	19.2	21.0	21.9	22.9	22.4	22.0	21.1	20.7	20.2
Grammar	35.2	35.8	39.1	39.5	40.1	46.3	40.6	38.3	37.0	35.5
Independent	44.2	45.2	47.7	48.8	50.3	49.8	49.4	48.7	47.9	46.9
Sixth Form	20.3	23.6	22.9	23.8	25.9	22.4	24.3	23.6	22.4	22.4
FE/Tertiary	16.2	17.4	16.5	16.5	20.0	14.8	16.5	15.6	14.9	15.8
Academy	.	.	.	.	22.1	28.1	30.8	28.6	28.5	26.9
Other	10.5	11.7	11.0	12.6	14.3	12.9	15.6	12.0	12.2	13.6

### Cumulative Numbers

School type	2005	2006	2007	2008	2009	2010	2011	2012	2013	2014
Comprehensive	2667	2913	3091	3258	3443	3370	2400	2071	1920	1761
Grammar	1758	1704	1854	1828	1914	2113	1204	1174	1134	1041
Independent	2502	2549	2611	2811	2943	2906	2782	2847	2775	2750
Sixth Form	753	916	850	908	996	1049	1110	1129	1034	1096
FE/Tertiary	337	328	337	340	368	336	384	350	326	328
Academy	.	.	.	.	47	149	1765	1997	2401	2414
Other	93	73	78	91	107	99	126	102	109	126

### Cumulative percentage at Grade A by school type



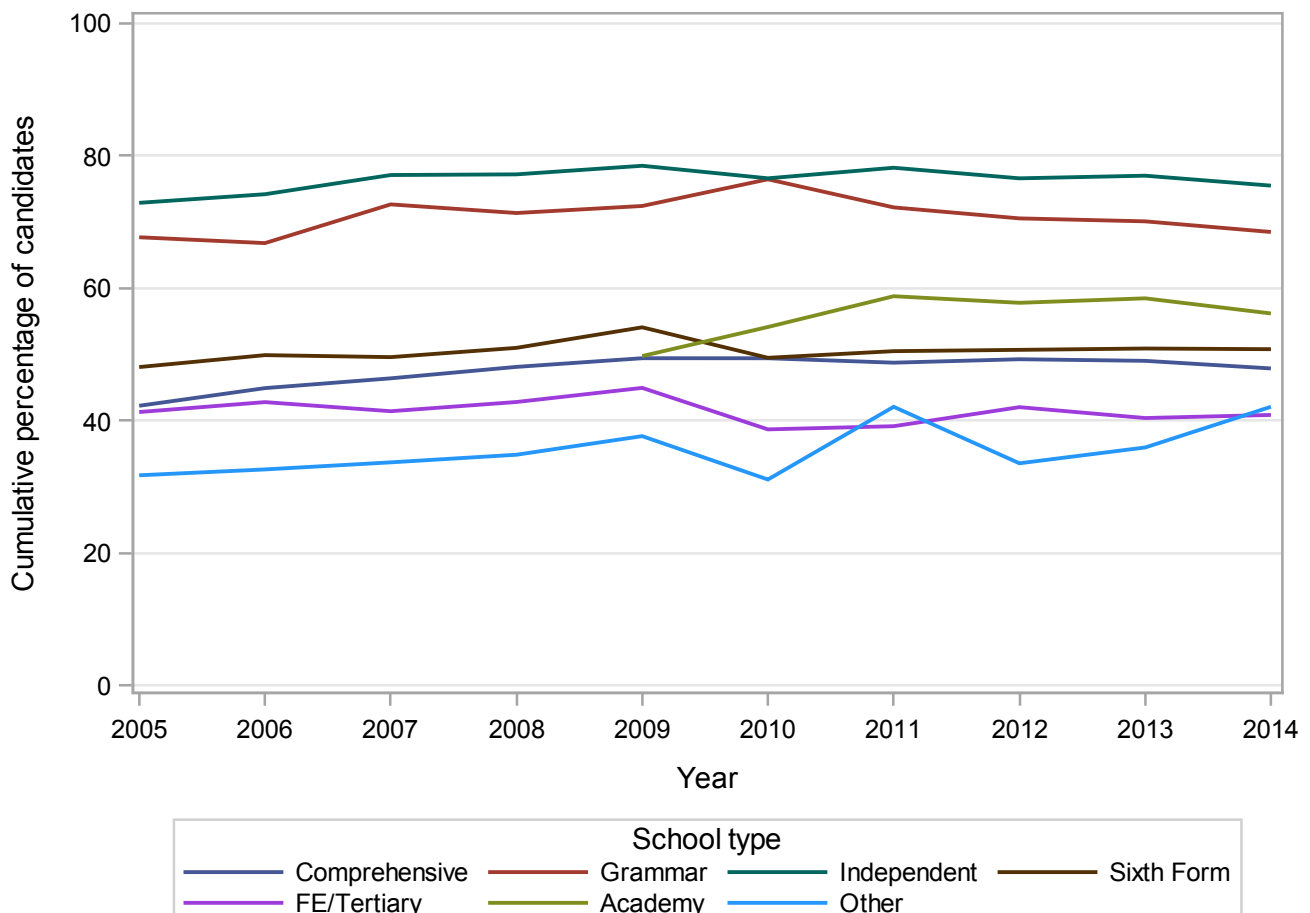
## GCE A Level GEOGRAPHY Grade B by school type 2005-2014 Cumulative Percentages

School type	2005	2006	2007	2008	2009	2010	2011	2012	2013	2014
Comprehensive	42.3	44.9	46.4	48.1	49.4	49.4	48.8	49.3	49.0	47.9
Grammar	67.7	66.8	72.7	71.4	72.4	76.5	72.2	70.6	70.1	68.5
Independent	72.9	74.2	77.1	77.2	78.5	76.6	78.2	76.6	77.0	75.5
Sixth Form	48.1	49.9	49.6	51.0	54.1	49.5	50.5	50.7	50.9	50.8
FE/Tertiary	41.3	42.8	41.4	42.8	45.0	38.7	39.2	42.0	40.4	40.9
Academy	.	.	.	.	49.8	54.2	58.8	57.8	58.5	56.2
Other	31.8	32.6	33.7	34.9	37.7	31.1	42.1	33.6	36.0	42.1

### Cumulative Numbers

School type	2005	2006	2007	2008	2009	2010	2011	2012	2013	2014
Comprehensive	6396	6805	6830	7162	7447	7444	5324	4835	4545	4181
Grammar	3377	3178	3443	3302	3459	3488	2144	2161	2148	2007
Independent	4126	4185	4220	4447	4593	4470	4403	4477	4461	4427
Sixth Form	1783	1936	1842	1945	2080	2317	2307	2426	2350	2486
FE/Tertiary	860	809	844	883	829	881	913	946	884	846
Academy	.	.	.	.	106	287	3369	4037	4928	5046
Other	282	204	240	251	281	239	341	286	320	389

### Cumulative percentage at Grade B by school type



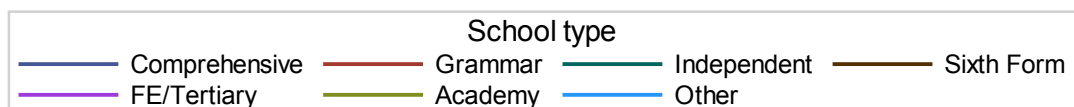
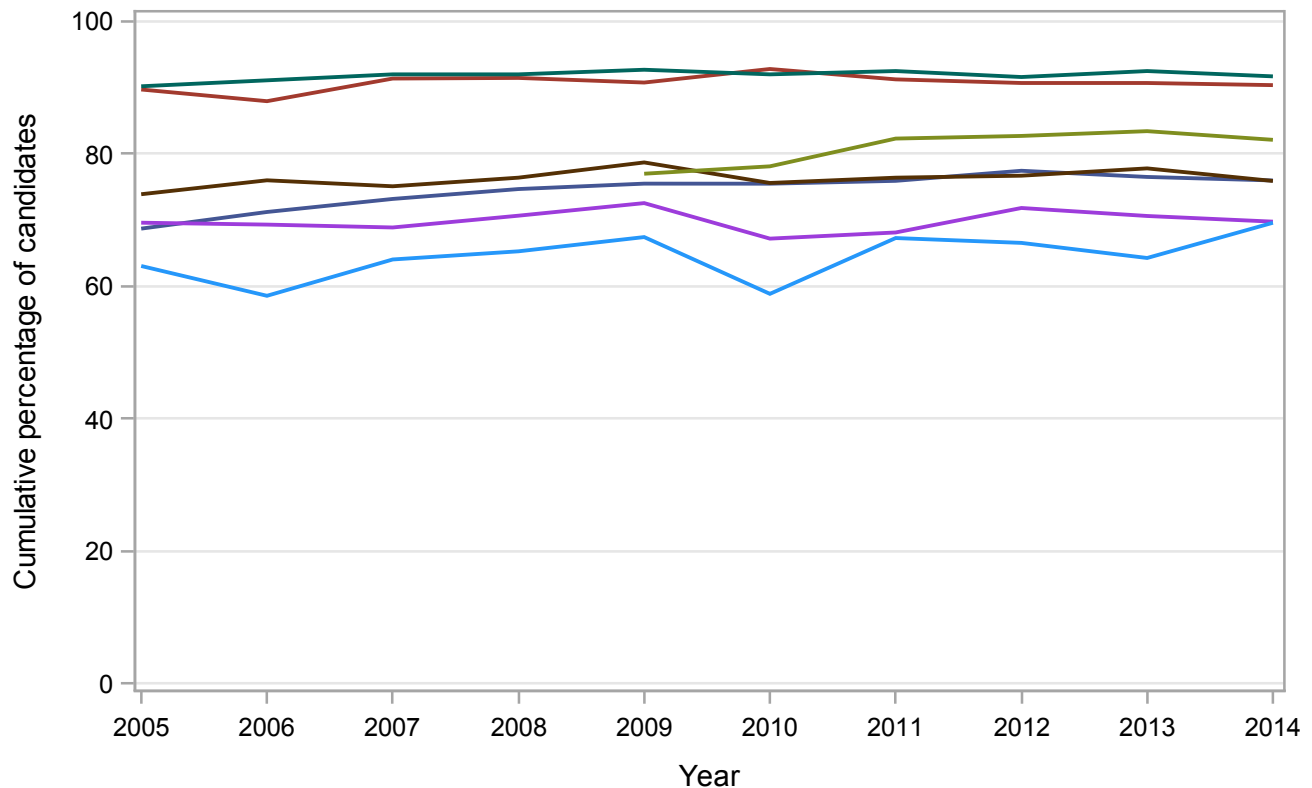
## GCE A Level GEOGRAPHY Grade C by school type 2005-2014 Cumulative Percentages

School type	2005	2006	2007	2008	2009	2010	2011	2012	2013	2014
Comprehensive	68.7	71.2	73.2	74.7	75.5	75.5	75.9	77.4	76.5	76.0
Grammar	89.7	88.0	91.4	91.5	90.8	92.8	91.2	90.7	90.7	90.4
Independent	90.2	91.1	92.0	92.0	92.7	92.0	92.5	91.6	92.5	91.7
Sixth Form	73.9	76.0	75.1	76.4	78.7	75.6	76.4	76.7	77.8	75.9
FE/Tertiary	69.6	69.3	68.9	70.7	72.6	67.2	68.1	71.8	70.6	69.8
Academy	.	.	.	.	77.0	78.1	82.3	82.7	83.4	82.1
Other	63.1	58.6	64.0	65.3	67.4	58.9	67.3	66.5	64.3	69.6

### Cumulative Numbers

School type	2005	2006	2007	2008	2009	2010	2011	2012	2013	2014
Comprehensive	10400	10789	10774	11114	11374	11368	8289	7598	7091	6633
Grammar	4475	4183	4329	4232	4335	4234	2709	2778	2779	2648
Independent	5105	5138	5035	5299	5424	5368	5209	5354	5359	5377
Sixth Form	2739	2949	2788	2914	3026	3539	3491	3670	3592	3714
FE/Tertiary	1449	1310	1403	1457	1338	1530	1588	1616	1545	1444
Academy	.	.	.	.	164	414	4716	5776	7030	7373
Other	560	366	456	470	503	452	545	567	572	643

### Cumulative percentage at Grade C by school type





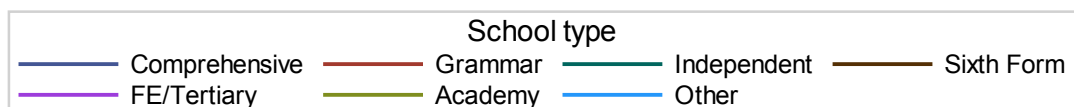
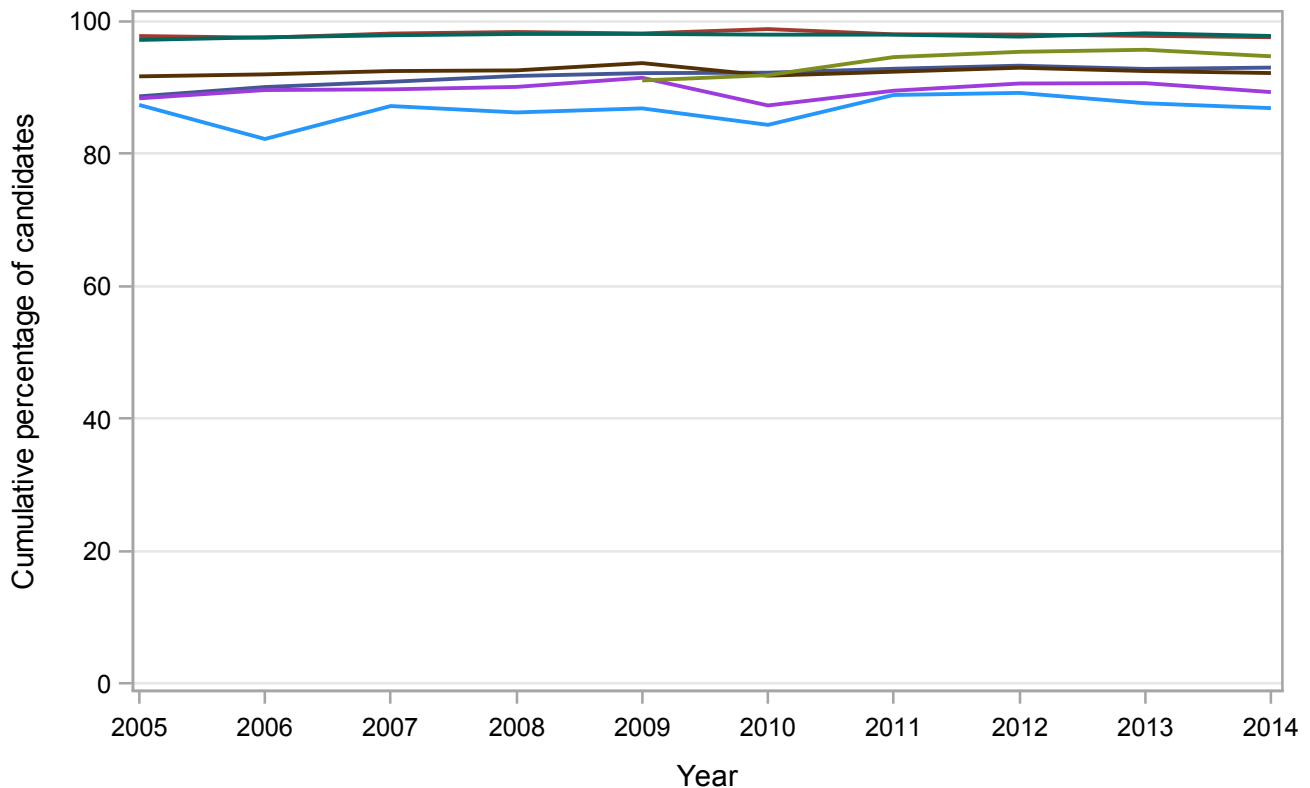
## GCE A Level GEOGRAPHY Grade D by school type 2005-2014 Cumulative Percentages

School type	2005	2006	2007	2008	2009	2010	2011	2012	2013	2014
Comprehensive	88.7	90.1	90.9	91.8	92.2	92.3	92.8	93.3	92.8	93.0
Grammar	97.8	97.5	98.2	98.4	98.2	98.8	98.0	98.0	97.8	97.6
Independent	97.2	97.6	97.9	98.1	98.1	98.0	98.0	97.7	98.2	97.8
Sixth Form	91.7	92.0	92.5	92.6	93.7	91.8	92.4	93.0	92.5	92.2
FE/Tertiary	88.4	89.6	89.7	90.1	91.5	87.3	89.5	90.6	90.7	89.3
Academy	.	.	.	.	91.1	91.9	94.6	95.4	95.7	94.7
Other	87.4	82.2	87.2	86.3	86.9	84.4	88.9	89.2	87.6	86.9

### Cumulative Numbers

School type	2005	2006	2007	2008	2009	2010	2011	2012	2013	2014
Comprehensive	13424	13647	13378	13656	13888	13893	10137	9155	8603	8121
Grammar	4878	4639	4651	4553	4689	4509	2911	3002	2997	2860
Independent	5502	5505	5358	5651	5740	5718	5518	5711	5690	5735
Sixth Form	3399	3570	3435	3532	3603	4297	4222	4450	4271	4511
FE/Tertiary	1840	1694	1828	1858	1687	1988	2087	2039	1984	1849
Academy	.	.	.	.	194	487	5421	6663	8066	8506
Other	776	514	621	621	648	648	720	760	780	803

### Cumulative percentage at Grade D by school type



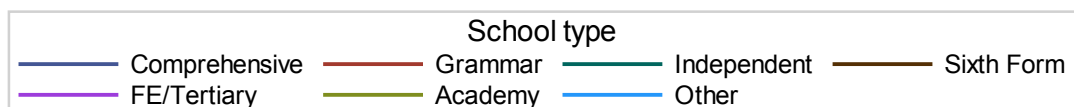
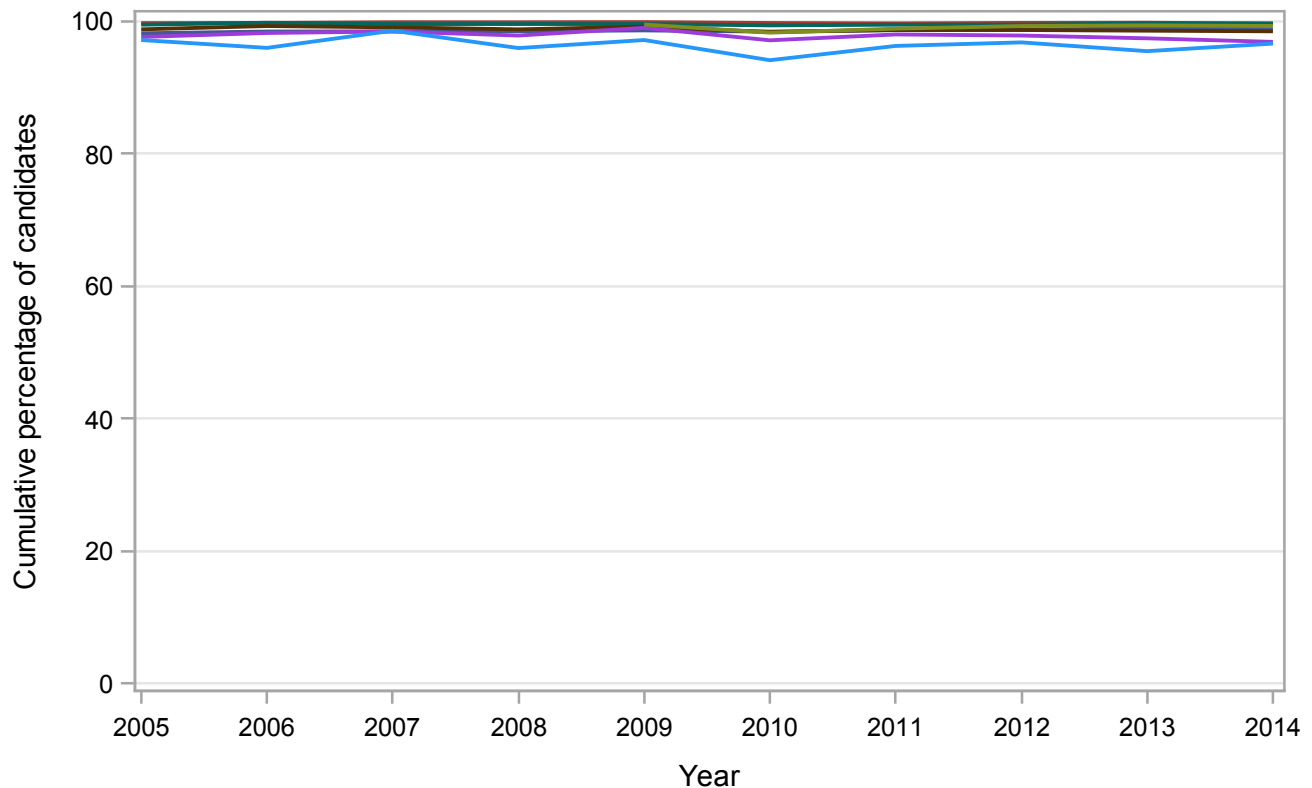
## GCE A Level GEOGRAPHY Grade E by school type 2005-2014 Cumulative Percentages

School type	2005	2006	2007	2008	2009	2010	2011	2012	2013	2014
Comprehensive	98.2	98.5	98.5	98.5	98.6	98.5	98.7	98.7	99.0	98.8
Grammar	99.7	99.8	99.9	99.9	99.9	99.8	99.7	99.8	99.8	99.7
Independent	99.5	99.8	99.6	99.6	99.6	99.4	99.5	99.5	99.7	99.7
Sixth Form	98.8	99.3	99.1	98.8	99.2	98.4	98.7	98.7	98.6	98.5
FE/Tertiary	97.6	98.3	98.5	97.9	99.0	97.1	98.0	97.9	97.4	96.9
Academy	.	.	.	.	99.5	98.3	98.9	99.3	99.4	99.3
Other	97.2	96.0	98.6	96.0	97.2	94.1	96.3	96.8	95.5	96.6

### Cumulative Numbers

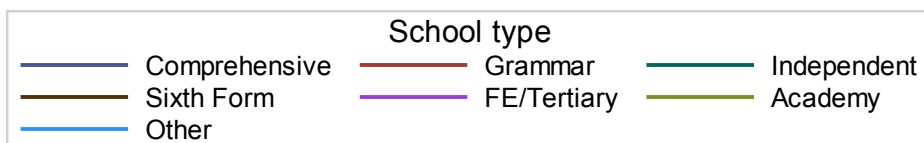
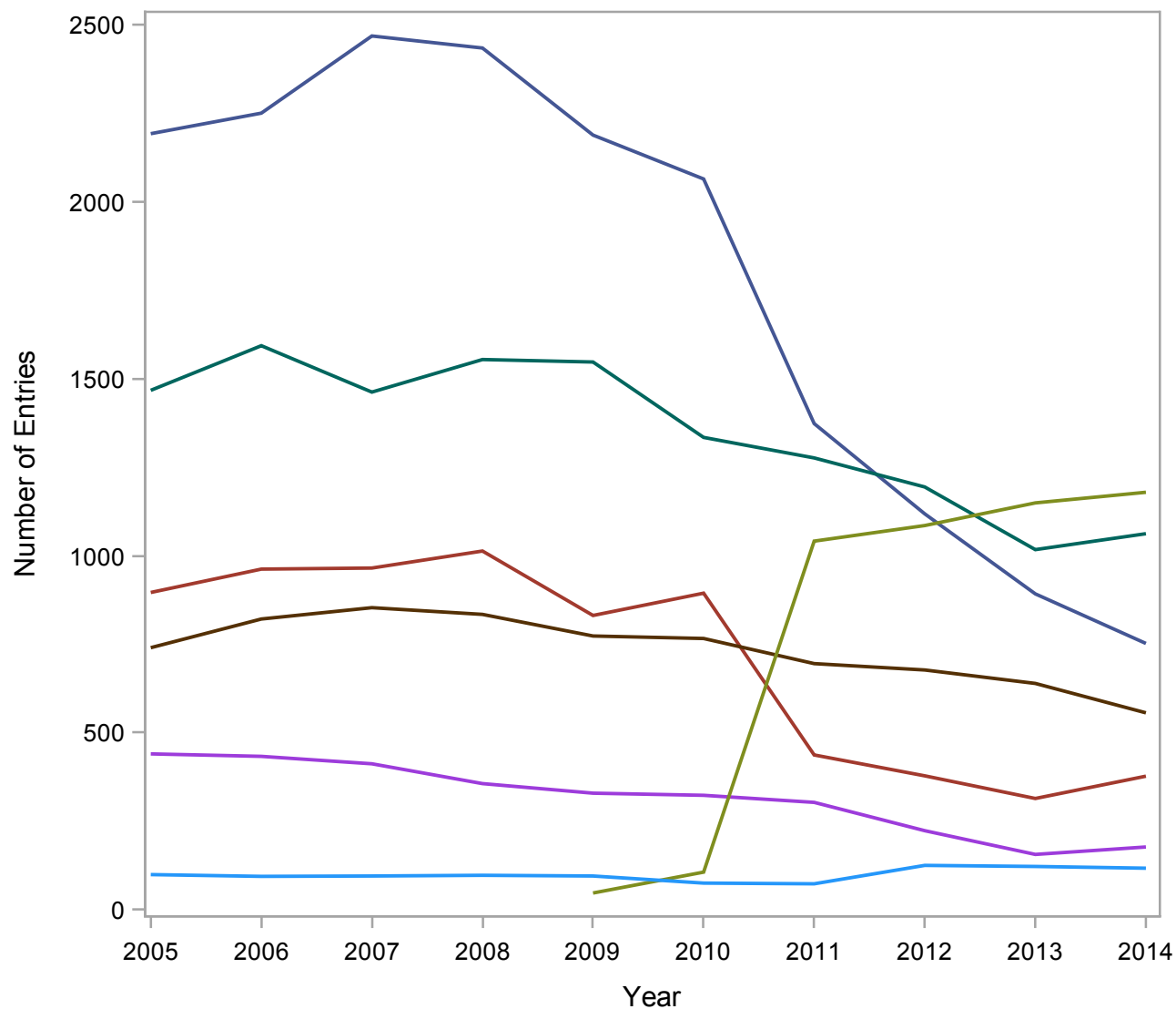
School type	2005	2006	2007	2008	2009	2010	2011	2012	2013	2014
Comprehensive	14865	14917	14499	14662	14860	14827	10774	9688	9171	8628
Grammar	4975	4745	4732	4621	4771	4551	2960	3056	3058	2920
Independent	5632	5629	5451	5737	5828	5800	5603	5816	5777	5846
Sixth Form	3663	3853	3680	3768	3814	4606	4510	4723	4552	4820
FE/Tertiary	2033	1857	2006	2018	1826	2212	2285	2202	2132	2006
Academy	.	.	.	.	212	521	5667	6935	8377	8917
Other	863	600	702	691	725	723	780	825	850	893

### Cumulative percentage at Grade E by school type



## Numbers of GCE A Level entries in GERMAN by school type 2005-2014

School type	2005	2006	2007	2008	2009	2010	2011	2012	2013	2014
Comprehensive	2192	2250	2468	2434	2188	2064	1373	1118	892	752
Grammar	896	962	965	1013	831	894	437	378	314	377
Independent	1467	1593	1462	1554	1547	1334	1276	1194	1017	1062
Sixth Form	740	821	853	834	773	766	695	677	639	556
FE/Tertiary	440	433	412	356	329	323	303	223	156	177
Academy	.	.	.	.	47	106	1041	1085	1149	1179
Other	99	94	95	97	95	75	73	125	122	117



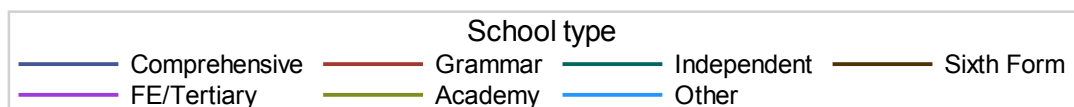
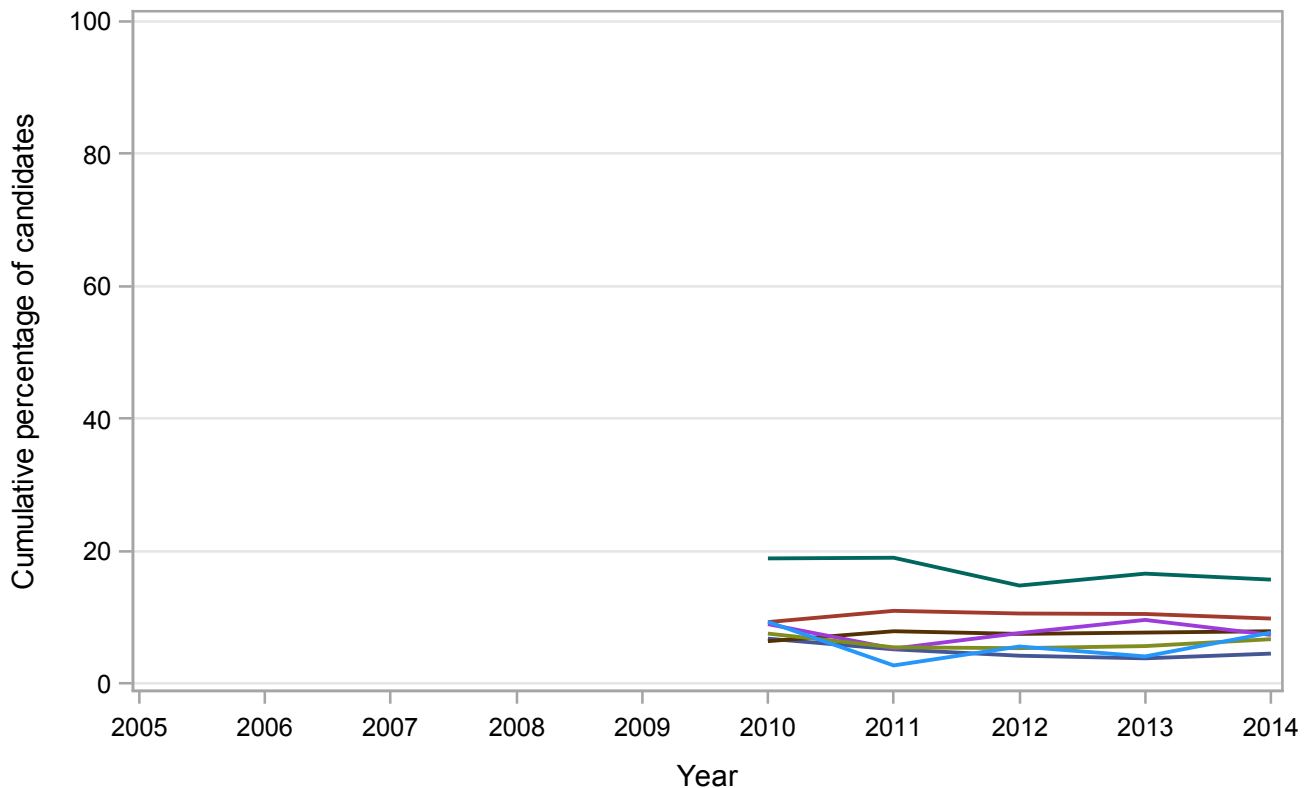
## GCE A Level GERMAN Grade A\* by school type 2005-2014 Cumulative Percentages

School type	2005	2006	2007	2008	2009	2010	2011	2012	2013	2014
Comprehensive	.	.	.	.	.	6.8	5.2	4.2	3.8	4.5
Grammar	.	.	.	.	.	9.3	11.0	10.6	10.5	9.8
Independent	.	.	.	.	.	18.9	19.0	14.8	16.6	15.7
Sixth Form	.	.	.	.	.	6.4	7.9	7.5	7.7	7.9
FE/Tertiary	.	.	.	.	.	9.0	5.3	7.6	9.6	7.3
Academy	.	.	.	.	.	7.5	5.5	5.3	5.7	6.7
Other	.	.	.	.	.	9.3	2.7	5.6	4.1	7.7

### Cumulative Numbers

School type	2005	2006	2007	2008	2009	2010	2011	2012	2013	2014
Comprehensive	.	.	.	.	.	140	71	47	34	34
Grammar	.	.	.	.	.	83	48	40	33	37
Independent	.	.	.	.	.	252	242	177	169	167
Sixth Form	.	.	.	.	.	49	55	51	49	44
FE/Tertiary	.	.	.	.	.	29	16	17	15	13
Academy	.	.	.	.	.	8	57	58	65	79
Other	.	.	.	.	.	7	2	7	5	9

### Cumulative percentage at Grade A\* by school type



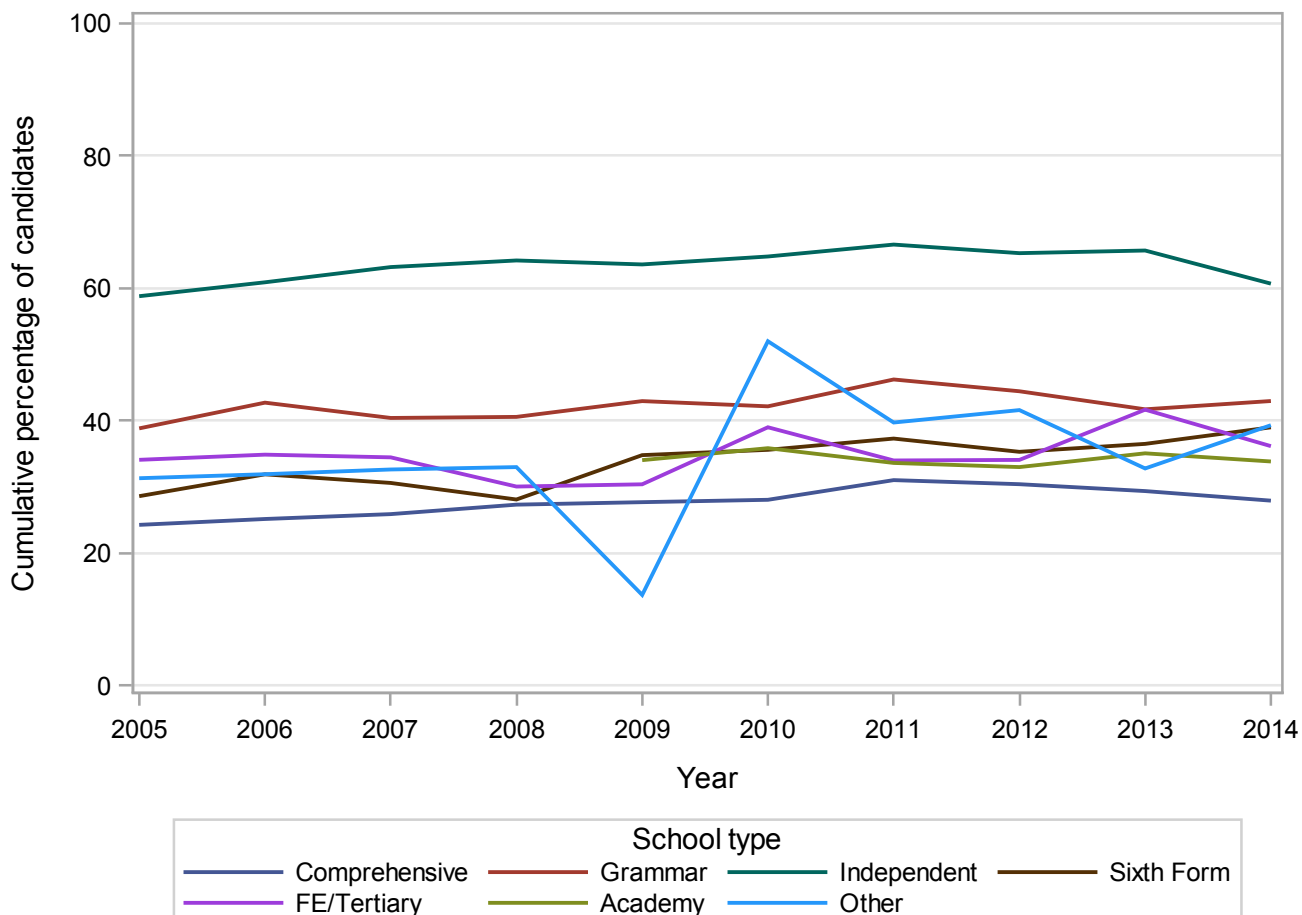
## GCE A Level GERMAN Grade A by school type 2005-2014 Cumulative Percentages

School type	2005	2006	2007	2008	2009	2010	2011	2012	2013	2014
Comprehensive	24.3	25.2	25.9	27.3	27.7	28.1	31.0	30.4	29.4	27.9
Grammar	38.8	42.7	40.4	40.6	43.0	42.2	46.2	44.4	41.7	43.0
Independent	58.8	60.9	63.2	64.2	63.6	64.8	66.6	65.3	65.7	60.7
Sixth Form	28.6	31.9	30.6	28.1	34.8	35.6	37.3	35.3	36.5	39.0
FE/Tertiary	34.1	34.9	34.5	30.1	30.4	39.0	34.0	34.1	41.7	36.2
Academy	.	.	.	.	34.0	35.8	33.6	33.0	35.1	33.8
Other	31.3	31.9	32.6	33.0	13.7	52.0	39.7	41.6	32.8	39.3

### Cumulative Numbers

School type	2005	2006	2007	2008	2009	2010	2011	2012	2013	2014
Comprehensive	532	566	639	665	606	579	426	340	262	210
Grammar	348	411	390	411	357	377	202	168	131	162
Independent	863	970	924	998	984	864	850	780	668	645
Sixth Form	212	262	261	234	269	273	259	239	233	217
FE/Tertiary	150	151	142	107	100	126	103	76	65	64
Academy	.	.	.	.	16	38	350	358	403	399
Other	31	30	31	32	13	39	29	52	40	46

### Cumulative percentage at Grade A by school type



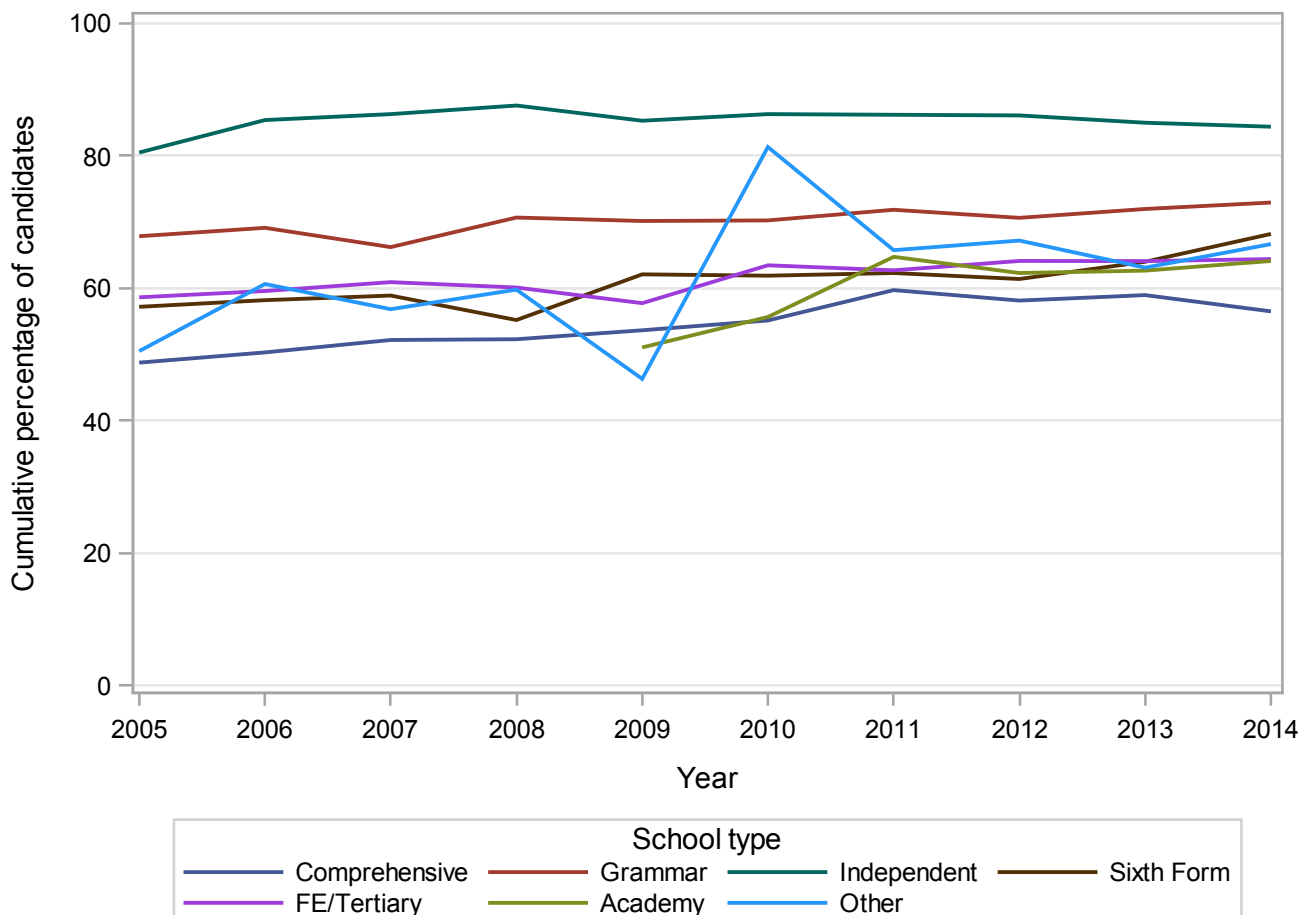
## GCE A Level GERMAN Grade B by school type 2005-2014 Cumulative Percentages

School type	2005	2006	2007	2008	2009	2010	2011	2012	2013	2014
Comprehensive	48.8	50.3	52.2	52.3	53.7	55.1	59.7	58.1	59.0	56.5
Grammar	67.9	69.1	66.2	70.7	70.2	70.2	71.9	70.6	72.0	72.9
Independent	80.5	85.4	86.3	87.6	85.3	86.3	86.2	86.1	85.0	84.4
Sixth Form	57.2	58.2	58.9	55.2	62.1	61.9	62.3	61.4	64.0	68.2
FE/Tertiary	58.6	59.6	60.9	60.1	57.8	63.5	62.7	64.1	64.1	64.4
Academy	.	.	.	.	51.1	55.7	64.7	62.3	62.7	64.1
Other	50.5	60.6	56.8	59.8	46.3	81.3	65.8	67.2	63.1	66.7

### Cumulative Numbers

School type	2005	2006	2007	2008	2009	2010	2011	2012	2013	2014
Comprehensive	1069	1132	1288	1273	1174	1138	820	650	526	425
Grammar	608	665	639	716	583	628	314	267	226	275
Independent	1181	1360	1262	1361	1320	1151	1100	1028	864	896
Sixth Form	423	478	502	460	480	474	433	416	409	379
FE/Tertiary	258	258	251	214	190	205	190	143	100	114
Academy	.	.	.	.	24	59	674	676	720	756
Other	50	57	54	58	44	61	48	84	77	78

### Cumulative percentage at Grade B by school type



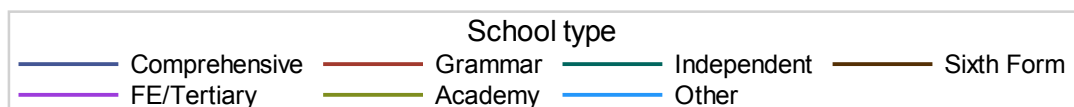
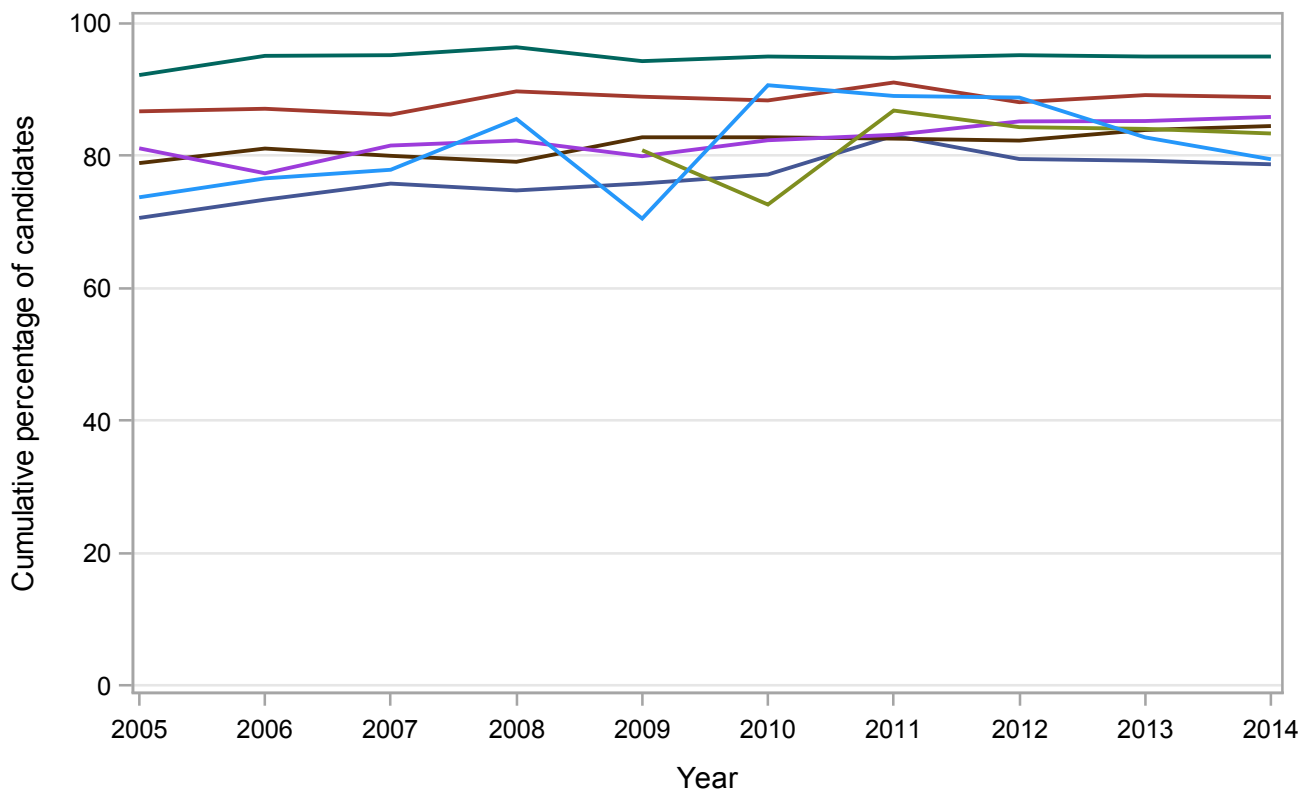
## GCE A Level GERMAN Grade C by school type 2005-2014 Cumulative Percentages

School type	2005	2006	2007	2008	2009	2010	2011	2012	2013	2014
Comprehensive	70.6	73.4	75.8	74.8	75.8	77.2	83.0	79.5	79.3	78.7
Grammar	86.7	87.1	86.2	89.7	88.9	88.4	91.1	88.1	89.2	88.9
Independent	92.2	95.1	95.2	96.4	94.3	95.0	94.8	95.2	95.0	95.0
Sixth Form	78.9	81.1	80.0	79.1	82.8	82.8	82.6	82.3	83.9	84.5
FE/Tertiary	81.1	77.4	81.6	82.3	79.9	82.4	83.2	85.2	85.3	85.9
Academy	.	.	.	.	80.9	72.6	86.8	84.3	84.1	83.4
Other	73.7	76.6	77.9	85.6	70.5	90.7	89.0	88.8	82.8	79.5

### Cumulative Numbers

School type	2005	2006	2007	2008	2009	2010	2011	2012	2013	2014
Comprehensive	1548	1651	1871	1820	1659	1593	1140	889	707	592
Grammar	777	838	832	909	739	790	398	333	280	335
Independent	1353	1515	1392	1498	1459	1267	1210	1137	966	1009
Sixth Form	584	666	682	660	640	634	574	557	536	470
FE/Tertiary	357	335	336	293	263	266	252	190	133	152
Academy	.	.	.	.	38	77	904	915	966	983
Other	73	72	74	83	67	68	65	111	101	93

### Cumulative percentage at Grade C by school type



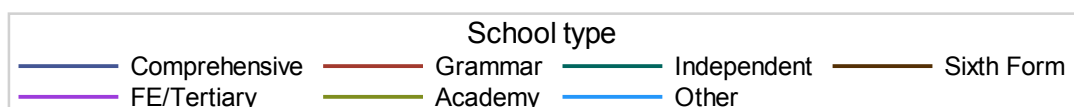
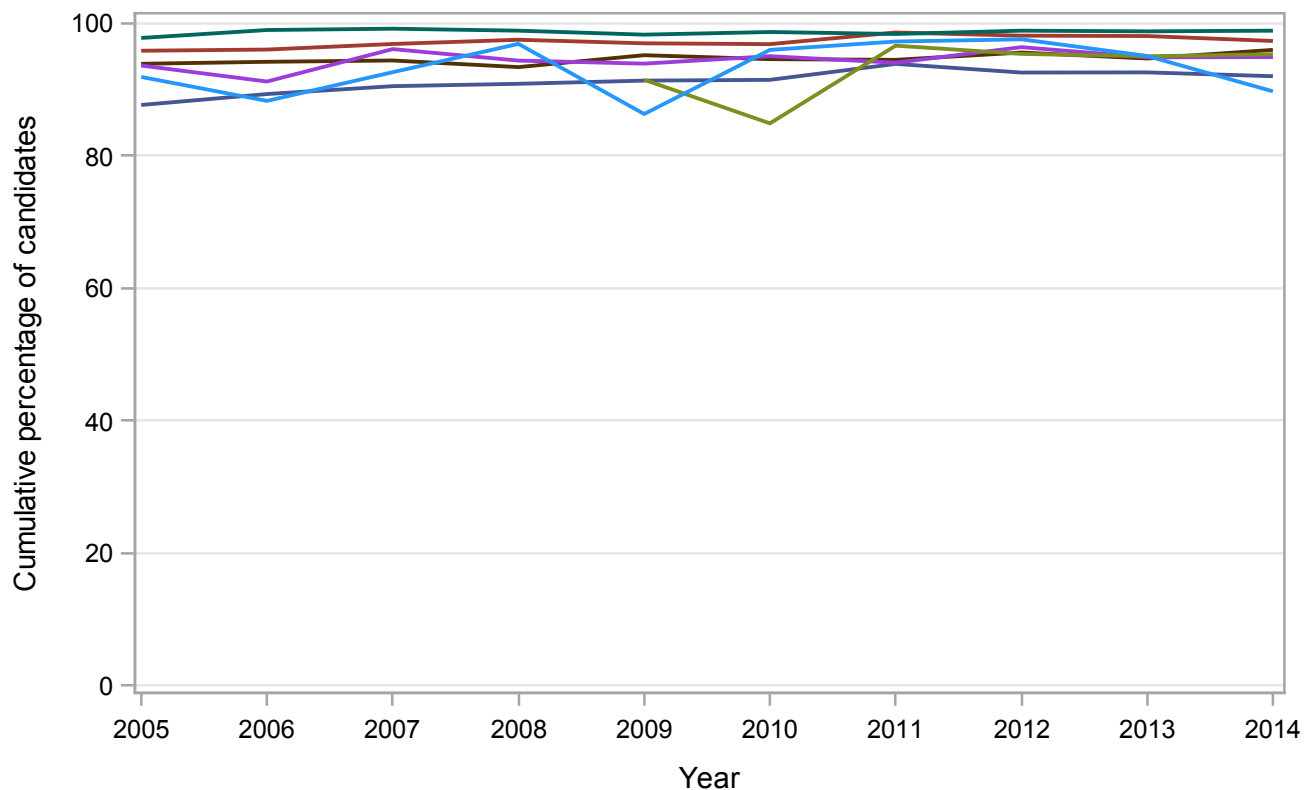
## GCE A Level GERMAN Grade D by school type 2005-2014 Cumulative Percentages

School type	2005	2006	2007	2008	2009	2010	2011	2012	2013	2014
Comprehensive	87.7	89.3	90.5	90.9	91.4	91.5	93.9	92.6	92.6	92.0
Grammar	95.9	96.0	96.9	97.5	97.0	96.9	98.6	98.1	98.1	97.3
Independent	97.8	99.0	99.2	98.9	98.3	98.7	98.4	98.9	98.8	98.9
Sixth Form	93.9	94.2	94.4	93.4	95.2	94.6	94.5	95.6	94.7	96.0
FE/Tertiary	93.6	91.2	96.1	94.4	93.9	95.0	94.1	96.4	94.9	94.9
Academy	.	.	.	.	91.5	84.9	96.6	95.4	95.0	95.3
Other	91.9	88.3	92.6	96.9	86.3	96.0	97.3	97.6	95.1	89.7

### Cumulative Numbers

School type	2005	2006	2007	2008	2009	2010	2011	2012	2013	2014
Comprehensive	1922	2010	2234	2212	1999	1888	1289	1035	826	692
Grammar	859	924	935	988	806	866	431	371	308	367
Independent	1435	1577	1450	1537	1521	1317	1256	1181	1005	1050
Sixth Form	695	773	805	779	736	725	657	647	605	534
FE/Tertiary	412	395	396	336	309	307	285	215	148	168
Academy	.	.	.	.	43	90	1006	1035	1092	1124
Other	91	83	88	94	82	72	71	122	116	105

### Cumulative percentage at Grade D by school type





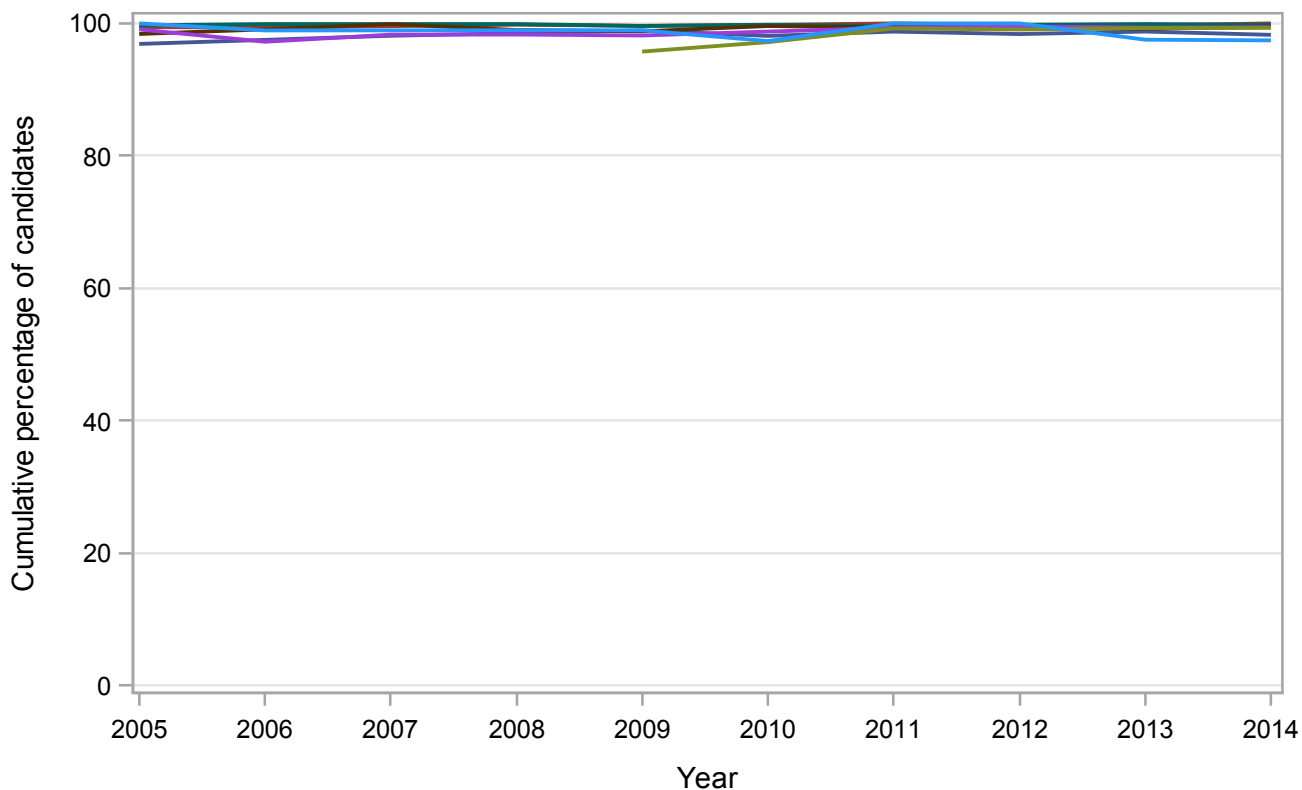
## GCE A Level GERMAN Grade E by school type 2005-2014 Cumulative Percentages

School type	2005	2006	2007	2008	2009	2010	2011	2012	2013	2014
Comprehensive	96.9	97.5	98.1	98.5	98.9	98.1	98.8	98.4	98.8	98.3
Grammar	99.4	99.4	99.6	99.8	99.6	99.8	100.0	99.7	99.7	100.0
Independent	99.7	99.9	99.9	99.9	99.6	99.8	99.6	99.8	99.9	99.8
Sixth Form	98.4	99.1	99.9	99.0	98.8	99.6	99.4	99.3	99.2	99.5
FE/Tertiary	99.1	97.2	98.3	98.3	98.2	98.8	99.3	99.6	99.4	99.4
Academy	.	.	.	.	95.7	97.2	99.2	99.1	99.3	99.3
Other	100.0	98.9	98.9	99.0	98.9	97.3	100.0	100.0	97.5	97.4

### Cumulative Numbers

School type	2005	2006	2007	2008	2009	2010	2011	2012	2013	2014
Comprehensive	2124	2194	2422	2398	2165	2025	1356	1100	881	739
Grammar	891	956	961	1011	828	892	437	377	313	377
Independent	1463	1591	1461	1552	1541	1331	1271	1192	1016	1060
Sixth Form	728	814	852	826	764	763	691	672	634	553
FE/Tertiary	436	421	405	350	323	319	301	222	155	176
Academy	.	.	.	.	45	103	1033	1075	1141	1171
Other	99	93	94	96	94	73	73	125	119	114

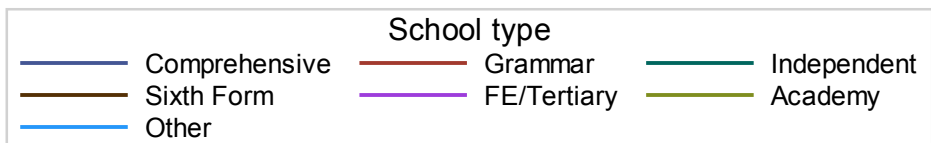
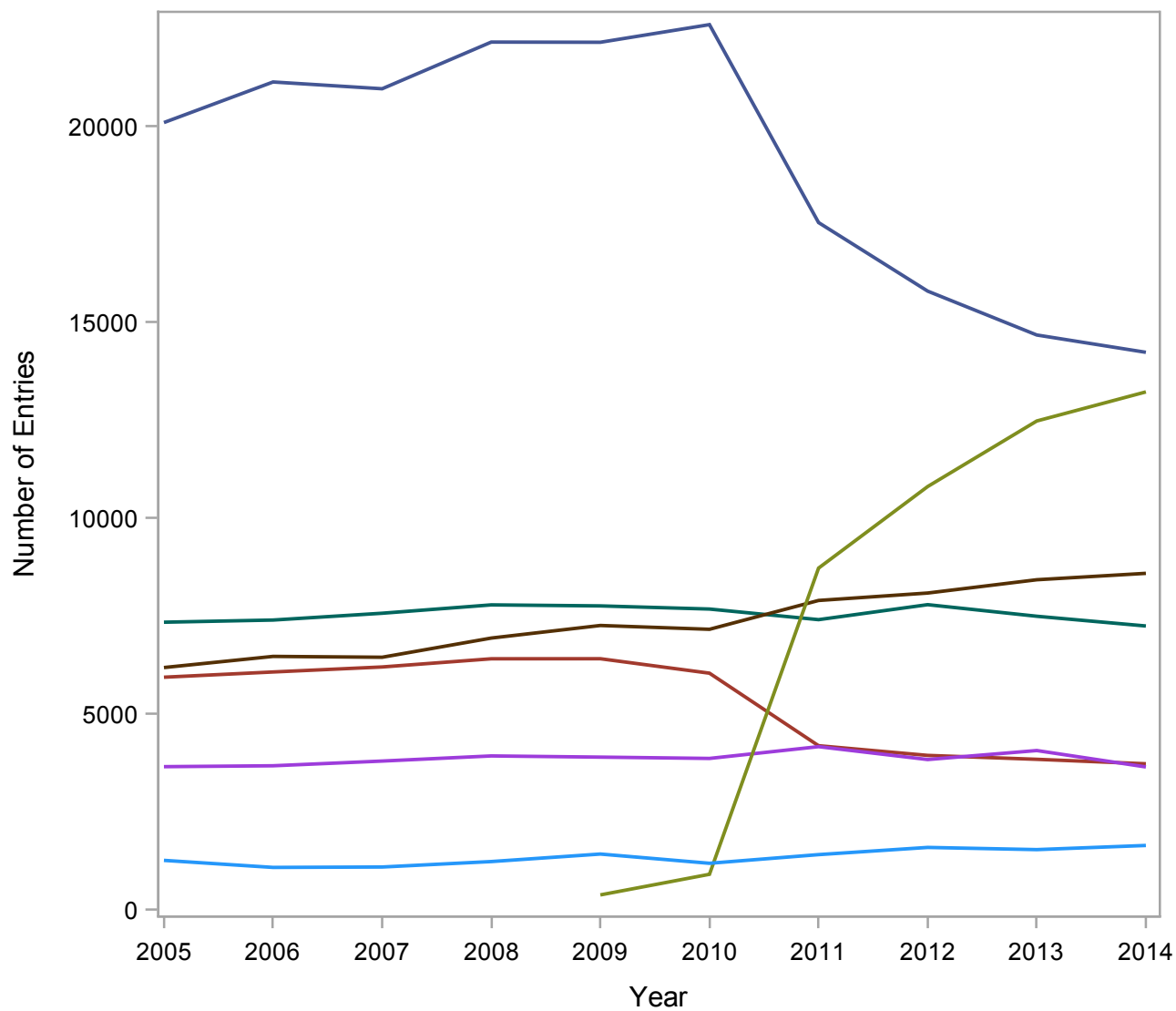
### Cumulative percentage at Grade E by school type



School type			
Comprehensive	Grammar	Independent	Sixth Form
FE/Tertiary	Academy	Other	

## Numbers of GCE A Level entries in HISTORY by school type 2005-2014

School type	2005	2006	2007	2008	2009	2010	2011	2012	2013	2014
<b>Comprehensive</b>	20103	21139	20966	22158	22153	22603	17549	15798	14678	14236
<b>Grammar</b>	5939	6073	6201	6410	6411	6042	4190	3943	3843	3729
<b>Independent</b>	7344	7399	7573	7786	7760	7680	7409	7792	7496	7247
<b>Sixth Form</b>	6186	6471	6449	6939	7260	7163	7899	8089	8428	8592
<b>FE/Tertiary</b>	3655	3678	3798	3929	3899	3865	4166	3837	4067	3648
<b>Academy</b>	.	.	.	.	380	907	8725	10808	12482	13225
<b>Other</b>	1262	1082	1093	1232	1424	1188	1409	1593	1537	1643



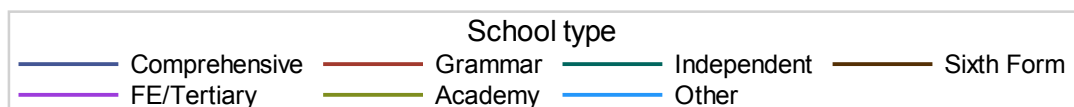
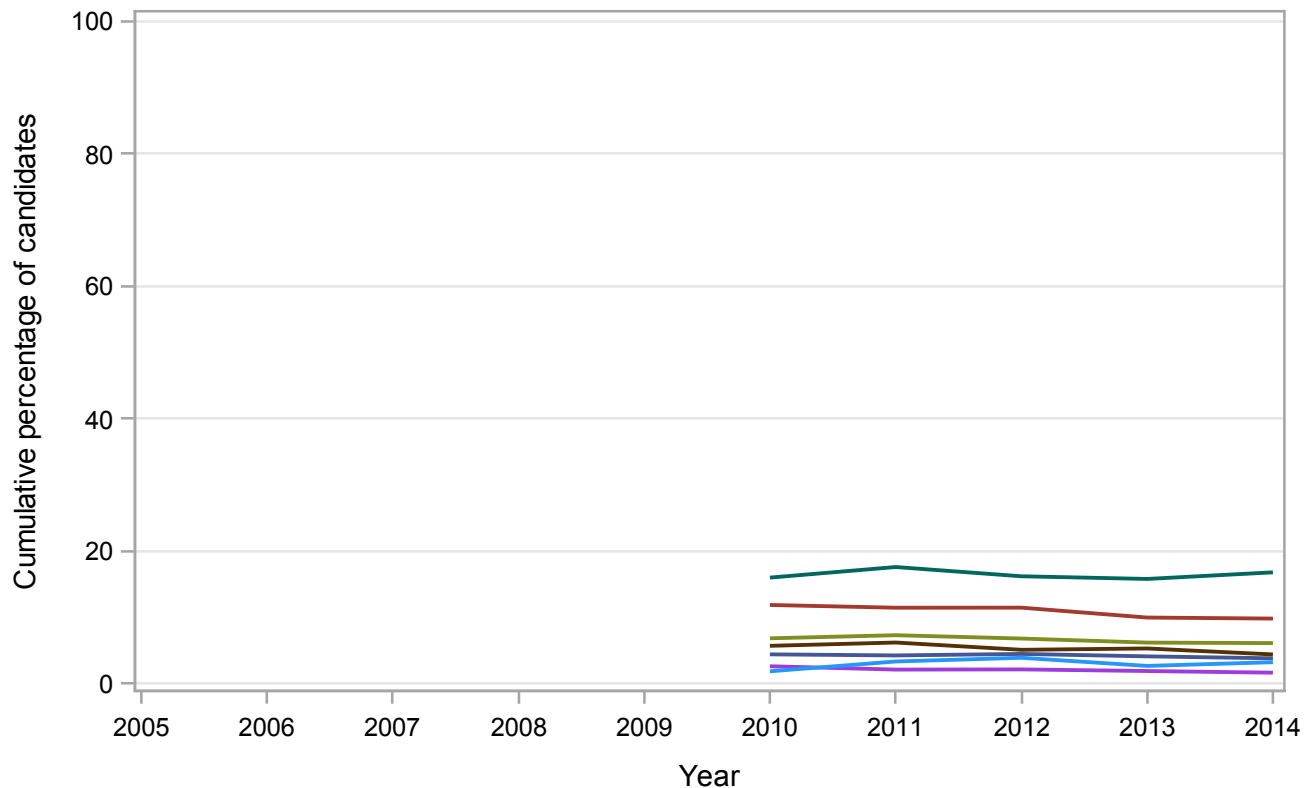
## GCE A Level HISTORY Grade A\* by school type 2005-2014 Cumulative Percentages

School type	2005	2006	2007	2008	2009	2010	2011	2012	2013	2014
Comprehensive	.	.	.	.	.	4.4	4.3	4.5	4.1	3.8
Grammar	.	.	.	.	.	11.9	11.5	11.5	10.0	9.8
Independent	.	.	.	.	.	16.0	17.6	16.2	15.8	16.8
Sixth Form	.	.	.	.	.	5.7	6.2	5.1	5.3	4.4
FE/Tertiary	.	.	.	.	.	2.6	2.1	2.1	1.9	1.6
Academy	.	.	.	.	.	6.8	7.3	6.8	6.2	6.1
Other	.	.	.	.	.	1.9	3.3	3.9	2.7	3.2

### Cumulative Numbers

School type	2005	2006	2007	2008	2009	2010	2011	2012	2013	2014
Comprehensive	.	.	.	.	.	997	746	707	603	543
Grammar	.	.	.	.	.	717	480	452	383	366
Independent	.	.	.	.	.	1229	1304	1262	1184	1217
Sixth Form	.	.	.	.	.	408	490	413	447	378
FE/Tertiary	.	.	.	.	.	101	88	82	77	60
Academy	.	.	.	.	.	62	637	735	772	808
Other	.	.	.	.	.	22	47	62	41	53

### Cumulative percentage at Grade A\* by school type



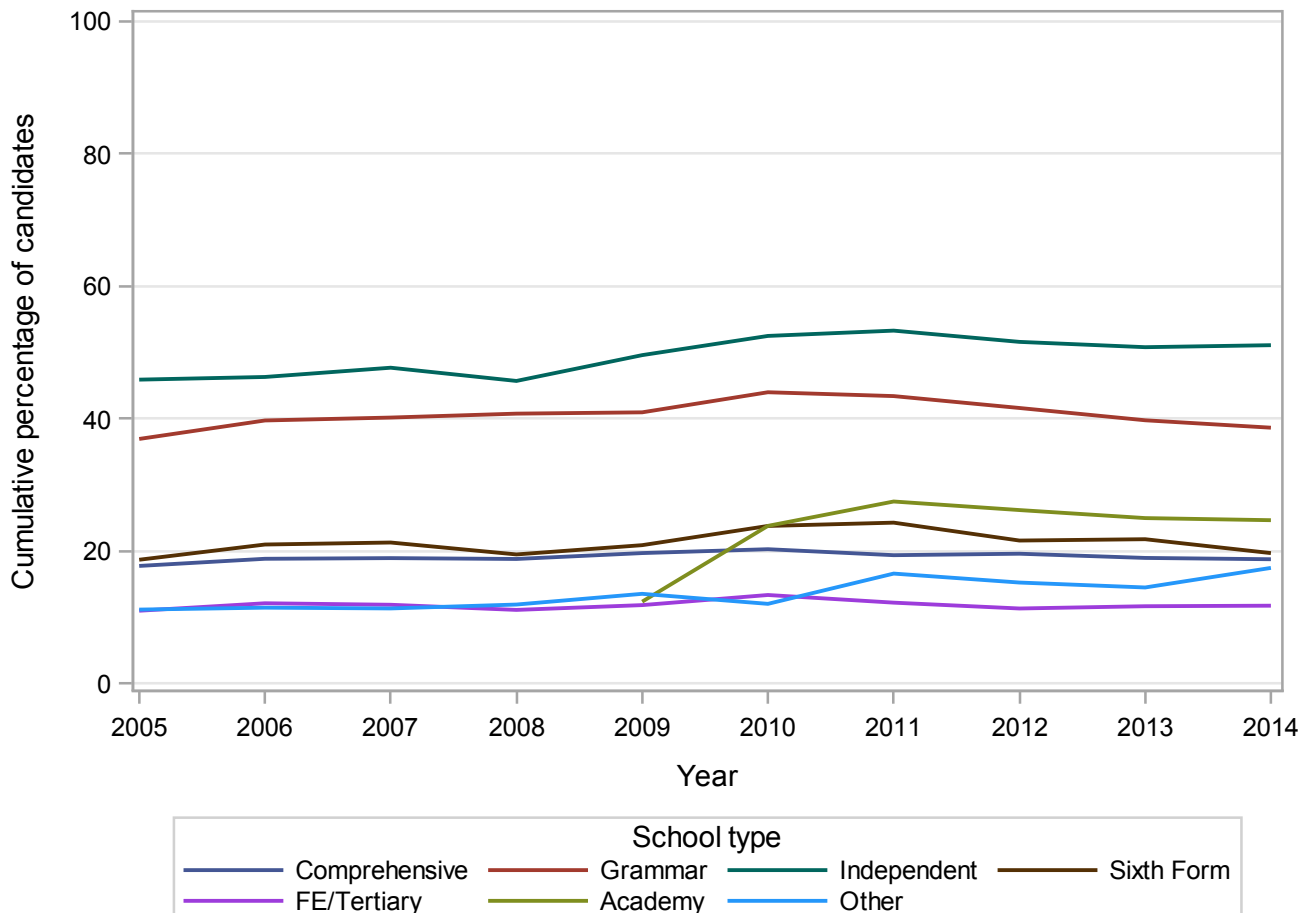
## GCE A Level HISTORY Grade A by school type 2005-2014 Cumulative Percentages

School type	2005	2006	2007	2008	2009	2010	2011	2012	2013	2014
Comprehensive	17.8	18.8	18.9	18.8	19.7	20.3	19.4	19.6	19.0	18.8
Grammar	36.9	39.7	40.2	40.8	41.0	44.0	43.4	41.6	39.8	38.6
Independent	45.9	46.3	47.7	45.7	49.6	52.5	53.3	51.6	50.8	51.1
Sixth Form	18.7	21.0	21.3	19.5	20.9	23.8	24.3	21.6	21.8	19.7
FE/Tertiary	11.0	12.1	11.9	11.1	11.8	13.4	12.2	11.3	11.7	11.8
Academy	.	.	.	.	12.4	23.8	27.5	26.2	25.0	24.7
Other	11.2	11.5	11.3	11.9	13.6	12.0	16.6	15.3	14.5	17.5

### Cumulative Numbers

School type	2005	2006	2007	2008	2009	2010	2011	2012	2013	2014
Comprehensive	3571	3983	3972	4169	4365	4586	3402	3098	2785	2673
Grammar	2194	2413	2491	2613	2626	2658	1819	1641	1528	1441
Independent	3371	3426	3612	3558	3849	4032	3949	4021	3808	3703
Sixth Form	1157	1359	1374	1353	1517	1705	1919	1747	1837	1693
FE/Tertiary	402	446	452	437	462	517	509	435	475	429
Academy	.	.	.	.	47	216	2399	2832	3119	3263
Other	141	124	124	147	193	143	234	243	223	287

### Cumulative percentage at Grade A by school type



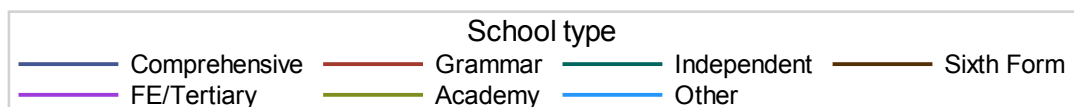
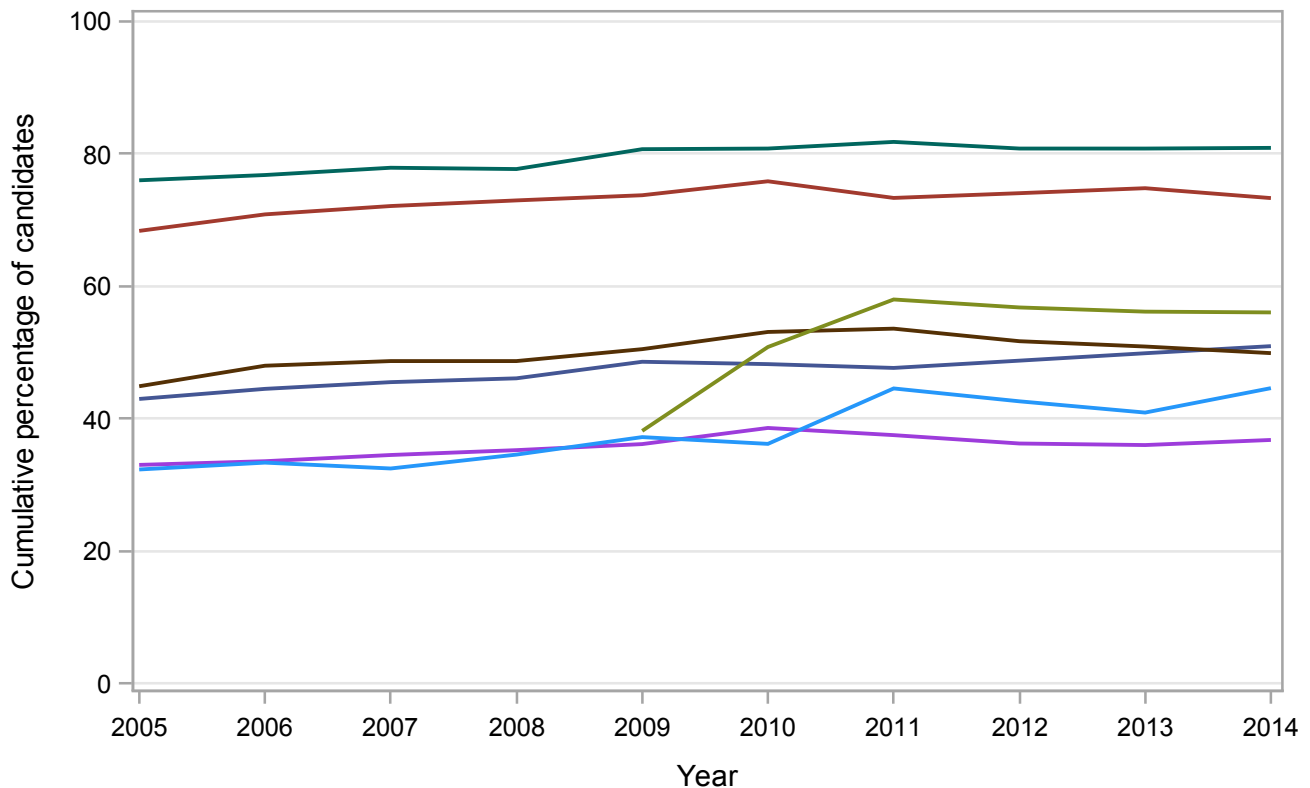
## GCE A Level HISTORY Grade B by school type 2005-2014 Cumulative Percentages

School type	2005	2006	2007	2008	2009	2010	2011	2012	2013	2014
Comprehensive	43.0	44.5	45.5	46.1	48.6	48.2	47.7	48.8	49.9	51.0
Grammar	68.4	70.9	72.1	73.0	73.7	75.9	73.3	74.1	74.8	73.3
Independent	76.0	76.8	77.9	77.7	80.7	80.8	81.8	80.8	80.8	80.9
Sixth Form	44.9	48.0	48.7	48.7	50.5	53.1	53.6	51.7	50.9	49.9
FE/Tertiary	33.0	33.6	34.5	35.3	36.2	38.6	37.5	36.3	36.0	36.8
Academy	.	.	.	.	38.2	50.8	58.0	56.8	56.2	56.1
Other	32.3	33.4	32.5	34.6	37.2	36.2	44.6	42.6	40.9	44.6

### Cumulative Numbers

School type	2005	2006	2007	2008	2009	2010	2011	2012	2013	2014
Comprehensive	8641	9408	9544	10214	10766	10904	8365	7704	7322	7254
Grammar	4060	4303	4472	4677	4728	4583	3073	2920	2875	2734
Independent	5581	5682	5899	6050	6262	6205	6061	6296	6057	5863
Sixth Form	2778	3106	3141	3379	3666	3804	4234	4182	4290	4287
FE/Tertiary	1207	1235	1311	1385	1410	1492	1563	1391	1465	1342
Academy	.	.	.	.	145	461	5061	6139	7011	7413
Other	408	361	355	426	530	430	628	679	629	733

### Cumulative percentage at Grade B by school type



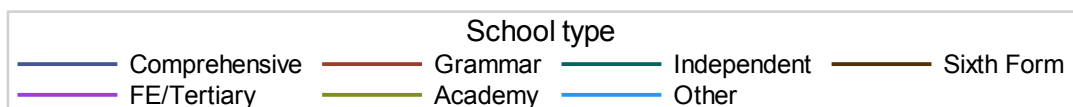
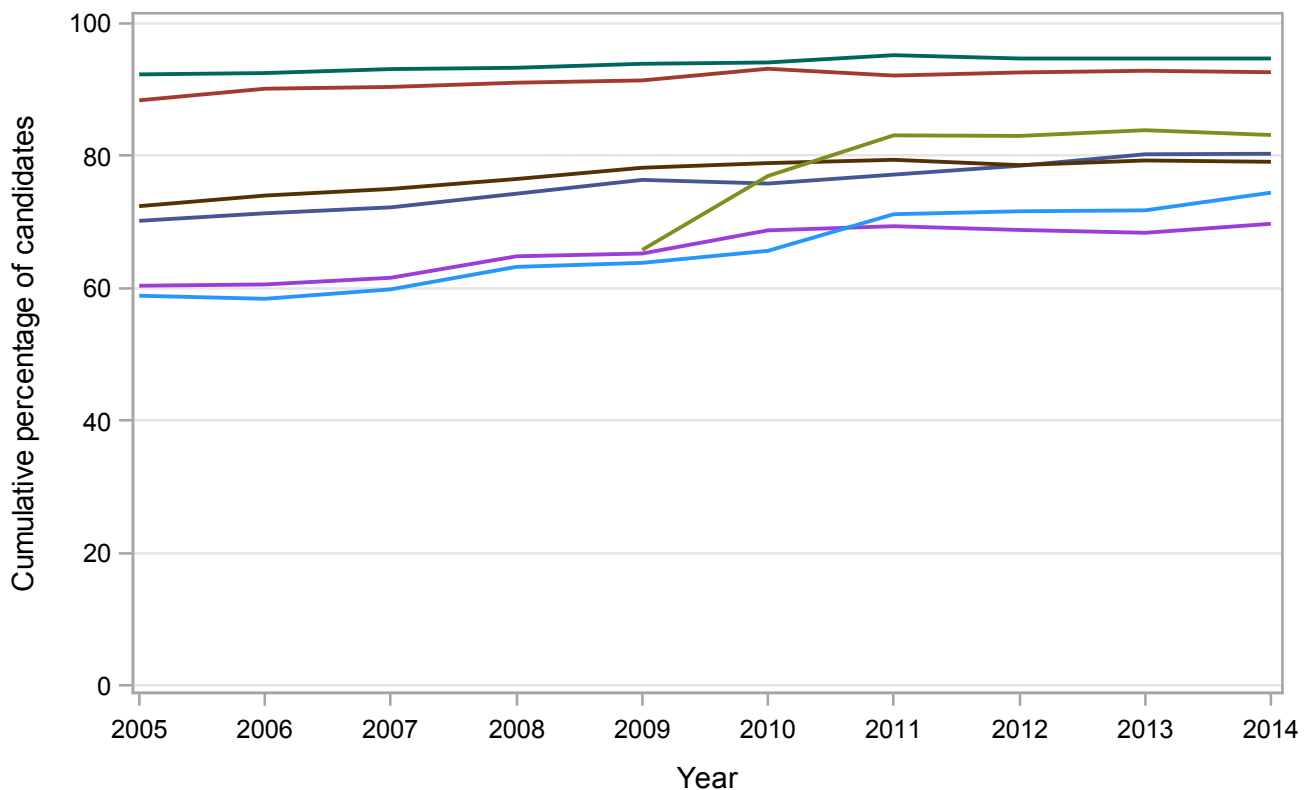
## GCE A Level HISTORY Grade C by school type 2005-2014 Cumulative Percentages

School type	2005	2006	2007	2008	2009	2010	2011	2012	2013	2014
Comprehensive	70.2	71.3	72.2	74.3	76.4	75.8	77.2	78.5	80.2	80.3
Grammar	88.4	90.1	90.4	91.0	91.4	93.1	92.1	92.6	92.8	92.6
Independent	92.3	92.5	93.1	93.3	93.9	94.1	95.2	94.7	94.7	94.7
Sixth Form	72.4	74.0	75.0	76.5	78.2	78.9	79.4	78.6	79.3	79.1
FE/Tertiary	60.4	60.6	61.6	64.8	65.2	68.7	69.4	68.8	68.4	69.7
Academy	.	.	.	.	65.8	77.0	83.1	83.0	83.9	83.1
Other	58.9	58.4	59.8	63.2	63.8	65.7	71.2	71.6	71.8	74.4

### Cumulative Numbers

School type	2005	2006	2007	2008	2009	2010	2011	2012	2013	2014
Comprehensive	14109	15077	15142	16459	16918	17136	13542	12401	11777	11433
Grammar	5249	5474	5606	5836	5859	5628	3860	3651	3568	3454
Independent	6779	6844	7050	7264	7287	7227	7053	7379	7099	6863
Sixth Form	4479	4789	4837	5308	5677	5652	6272	6358	6683	6796
FE/Tertiary	2207	2228	2339	2547	2544	2657	2890	2640	2781	2544
Academy	.	.	.	.	250	698	7250	8971	10469	10996
Other	743	632	654	779	909	780	1003	1141	1103	1223

### Cumulative percentage at Grade C by school type



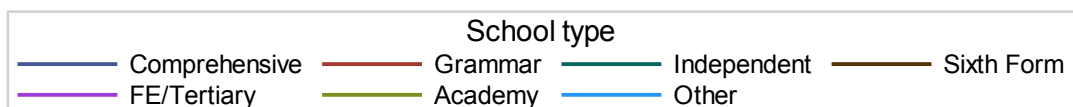
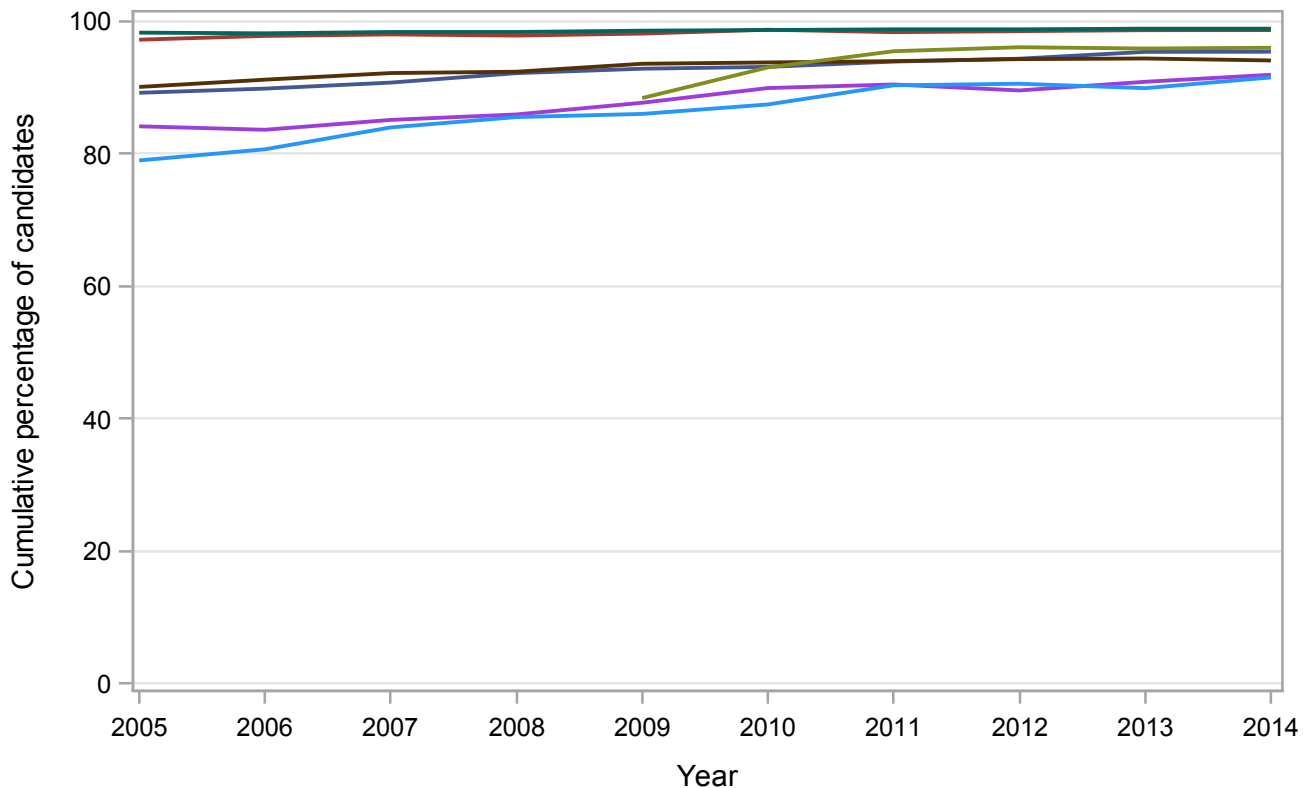
## GCE A Level HISTORY Grade D by school type 2005-2014 Cumulative Percentages

School type	2005	2006	2007	2008	2009	2010	2011	2012	2013	2014
Comprehensive	89.2	89.9	90.8	92.2	92.9	93.1	93.9	94.4	95.4	95.4
Grammar	97.2	97.8	98.0	97.9	98.2	98.7	98.4	98.5	98.7	98.7
Independent	98.3	98.2	98.4	98.4	98.6	98.7	98.8	98.8	98.9	98.9
Sixth Form	90.1	91.2	92.2	92.4	93.6	93.8	94.0	94.3	94.4	94.1
FE/Tertiary	84.2	83.6	85.1	86.0	87.7	89.9	90.5	89.6	90.9	91.9
Academy	.	.	.	.	88.4	93.1	95.5	96.1	95.9	96.0
Other	79.0	80.7	84.0	85.6	86.0	87.5	90.3	90.6	89.9	91.5

### Cumulative Numbers

School type	2005	2006	2007	2008	2009	2010	2011	2012	2013	2014
Comprehensive	17936	18994	19028	20426	20570	21050	16484	14908	14003	13584
Grammar	5775	5940	6079	6273	6293	5966	4122	3885	3792	3680
Independent	7219	7266	7452	7661	7651	7580	7320	7698	7414	7167
Sixth Form	5574	5902	5946	6412	6795	6719	7425	7628	7956	8085
FE/Tertiary	3076	3076	3233	3377	3420	3476	3769	3437	3696	3354
Academy	.	.	.	.	336	844	8332	10386	11971	12698
Other	997	873	918	1054	1225	1039	1273	1443	1382	1504

### Cumulative percentage at Grade D by school type



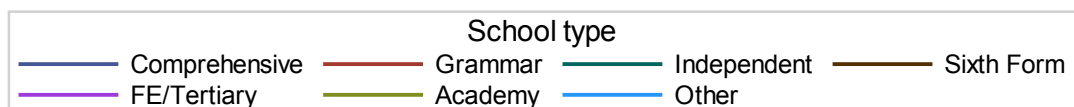
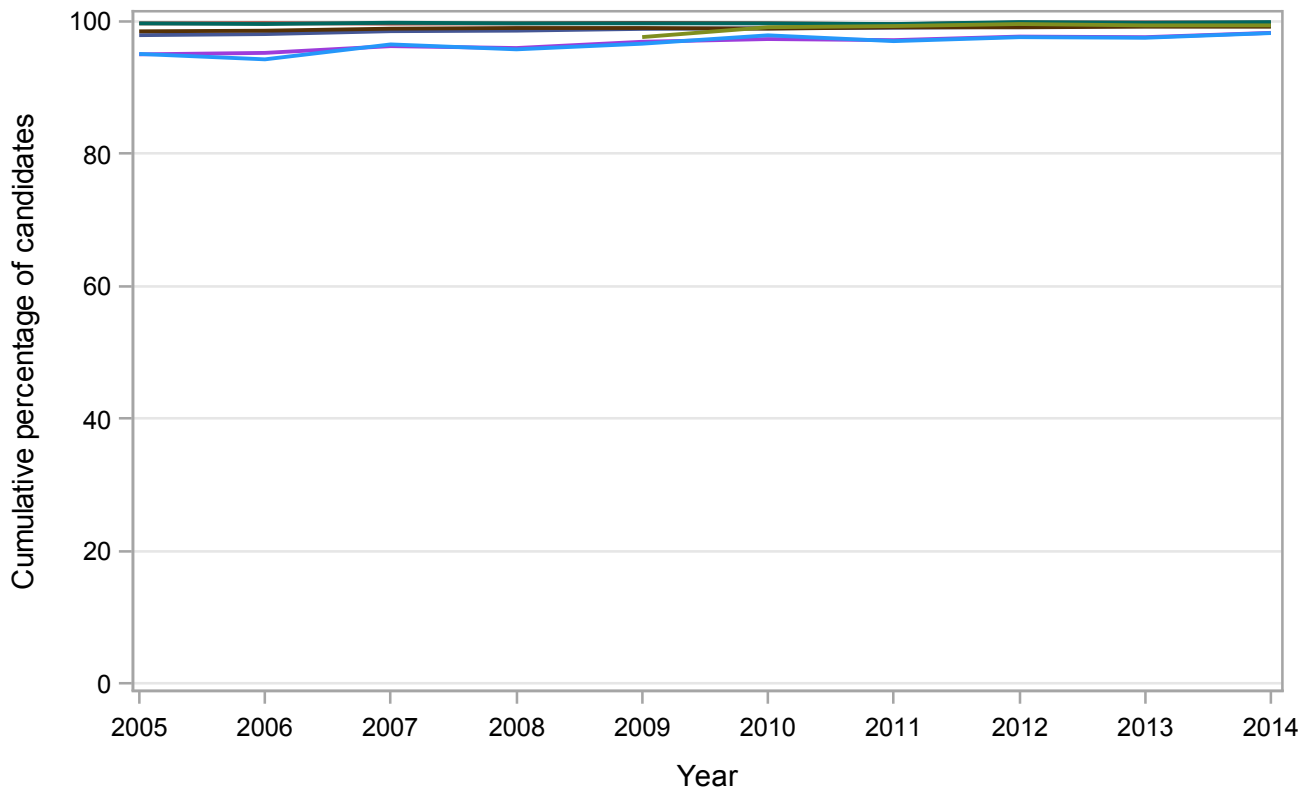
## GCE A Level HISTORY Grade E by school type 2005-2014 Cumulative Percentages

School type	2005	2006	2007	2008	2009	2010	2011	2012	2013	2014
Comprehensive	97.9	98.1	98.5	98.6	98.9	99.0	99.0	99.2	99.4	99.3
Grammar	99.7	99.7	99.7	99.7	99.8	99.7	99.6	99.8	99.8	99.8
Independent	99.7	99.6	99.8	99.7	99.7	99.7	99.6	99.9	99.8	99.9
Sixth Form	98.5	98.6	98.9	99.0	99.0	98.9	99.1	99.1	99.2	99.2
FE/Tertiary	95.0	95.2	96.3	96.0	96.9	97.3	97.2	97.7	97.6	98.3
Academy	.	.	.	.	97.6	99.1	99.3	99.6	99.4	99.4
Other	95.1	94.3	96.5	95.8	96.6	97.9	97.0	97.6	97.5	98.2

### Cumulative Numbers

School type	2005	2006	2007	2008	2009	2010	2011	2012	2013	2014
Comprehensive	19685	20734	20656	21848	21902	22369	17382	15669	14586	14136
Grammar	5921	6057	6180	6391	6396	6025	4172	3936	3837	3722
Independent	7322	7369	7558	7763	7737	7657	7379	7784	7481	7240
Sixth Form	6093	6380	6378	6870	7187	7084	7828	8016	8361	8523
FE/Tertiary	3473	3503	3656	3771	3779	3762	4048	3749	3970	3585
Academy	.	.	.	.	371	899	8664	10765	12407	13146
Other	1200	1020	1055	1180	1376	1163	1367	1555	1499	1614

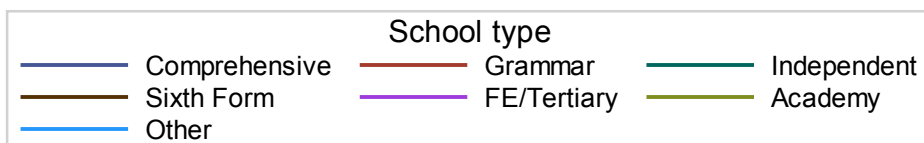
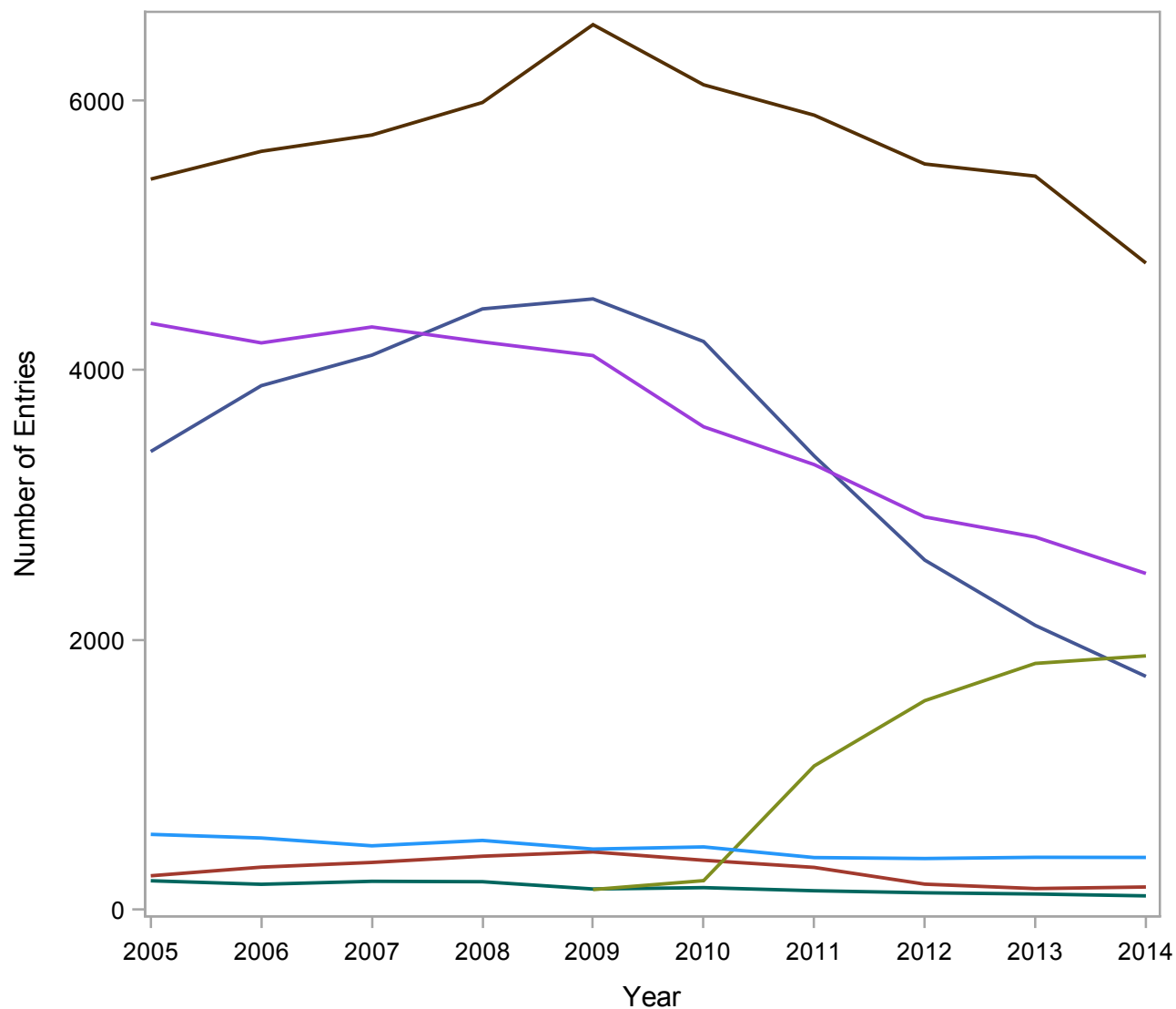
### Cumulative percentage at Grade E by school type





## Numbers of GCE A Level entries in LAW by school type 2005-2014

School type	2005	2006	2007	2008	2009	2010	2011	2012	2013	2014
Comprehensive	3396	3884	4110	4453	4527	4211	3363	2591	2107	1729
Grammar	251	315	350	396	428	366	313	189	156	168
Independent	214	188	210	207	153	163	140	125	116	102
Sixth Form	5415	5621	5742	5983	6560	6114	5889	5527	5437	4793
FE/Tertiary	4346	4201	4319	4208	4107	3579	3299	2911	2762	2492
Academy	.	.	.	.	149	215	1065	1549	1825	1881
Other	558	531	473	513	449	465	386	379	388	387



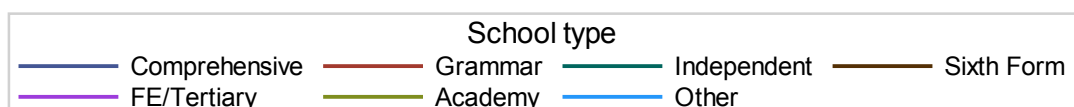
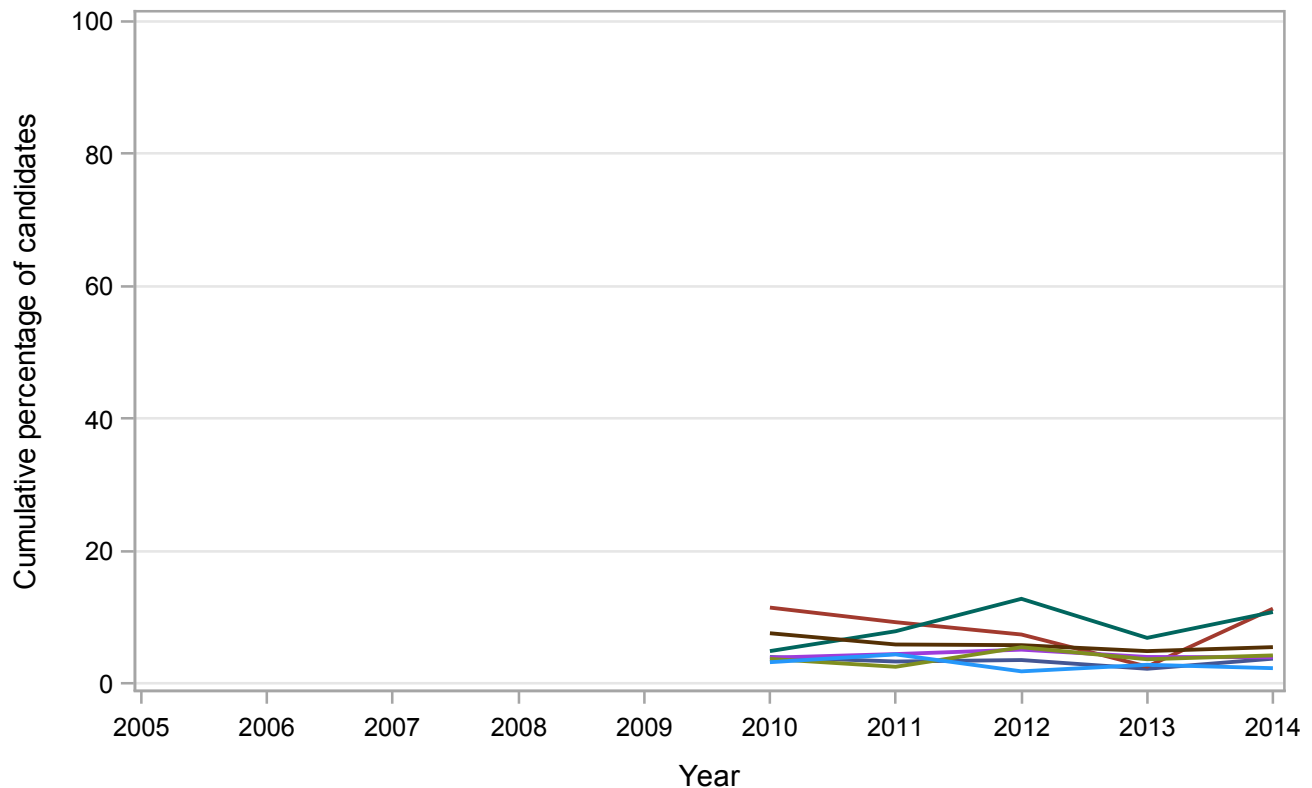
## GCE A Level LAW Grade A\* by school type 2005-2014 Cumulative Percentages

School type	2005	2006	2007	2008	2009	2010	2011	2012	2013	2014
Comprehensive	.	.	.	.	.	4.0	3.3	3.6	2.2	3.8
Grammar	.	.	.	.	.	11.5	9.3	7.4	2.6	11.3
Independent	.	.	.	.	.	4.9	7.9	12.8	6.9	10.8
Sixth Form	.	.	.	.	.	7.6	5.9	5.8	4.9	5.5
FE/Tertiary	.	.	.	.	.	3.9	4.5	5.1	4.0	4.0
Academy	.	.	.	.	.	3.7	2.5	5.5	3.7	4.3
Other	.	.	.	.	.	3.2	4.4	1.8	2.8	2.3

### Cumulative Numbers

School type	2005	2006	2007	2008	2009	2010	2011	2012	2013	2014
Comprehensive	.	.	.	.	.	169	112	92	47	65
Grammar	.	.	.	.	.	42	29	14	4	19
Independent	.	.	.	.	.	8	11	16	8	11
Sixth Form	.	.	.	.	.	465	347	321	266	264
FE/Tertiary	.	.	.	.	.	140	147	149	111	99
Academy	.	.	.	.	.	8	27	85	67	80
Other	.	.	.	.	.	15	17	7	11	9

### Cumulative percentage at Grade A\* by school type



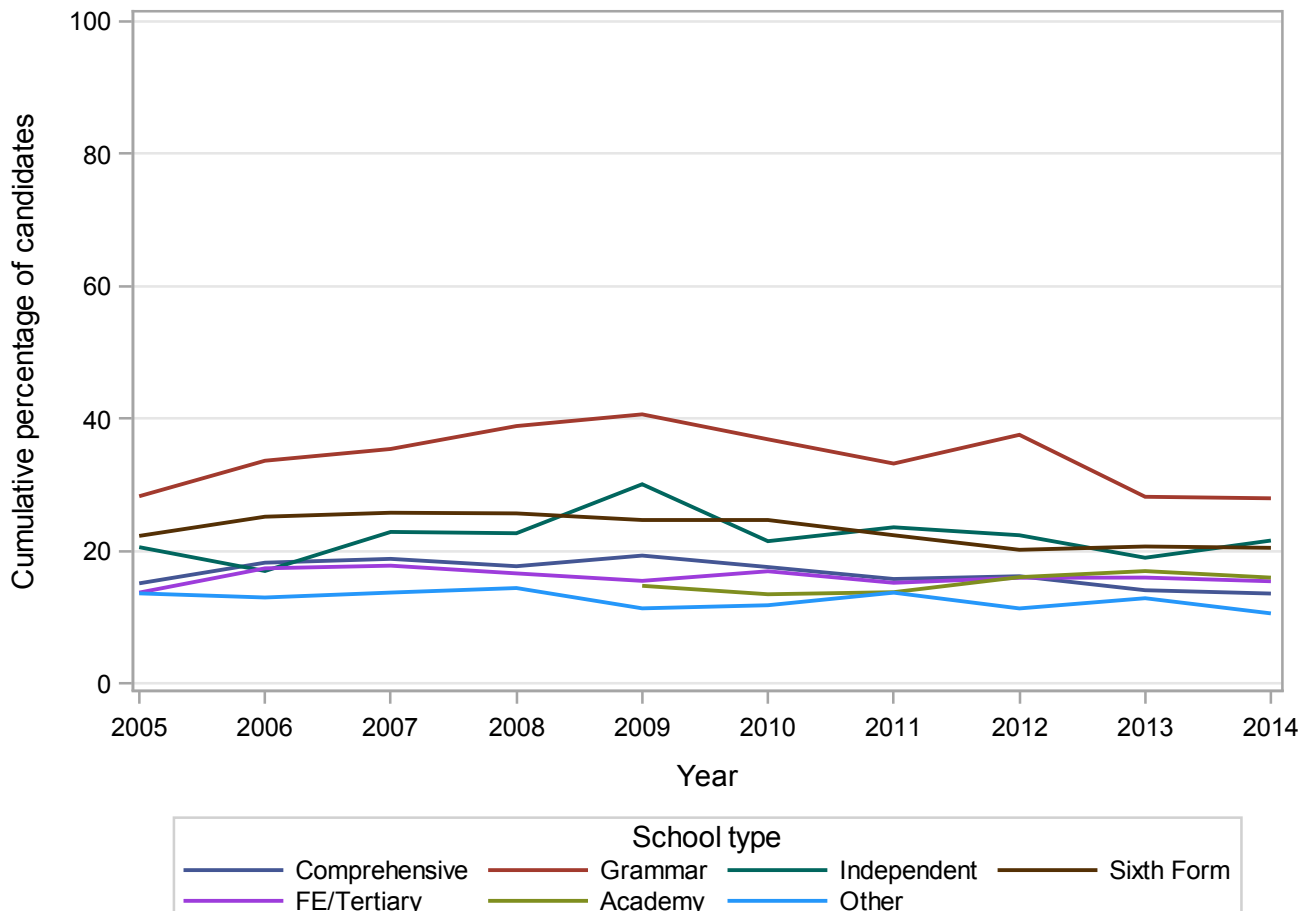
## GCE A Level LAW Grade A by school type 2005-2014 Cumulative Percentages

School type	2005	2006	2007	2008	2009	2010	2011	2012	2013	2014
Comprehensive	15.1	18.3	18.8	17.7	19.3	17.6	15.8	16.2	14.1	13.6
Grammar	28.3	33.7	35.4	38.9	40.7	36.9	33.2	37.6	28.2	28.0
Independent	20.6	17.0	22.9	22.7	30.1	21.5	23.6	22.4	19.0	21.6
Sixth Form	22.3	25.2	25.8	25.7	24.7	24.7	22.4	20.2	20.7	20.5
FE/Tertiary	13.7	17.4	17.8	16.6	15.5	17.0	15.2	16.0	16.0	15.4
Academy	.	.	.	.	14.8	13.5	13.8	16.1	17.0	16.0
Other	13.6	13.0	13.7	14.4	11.4	11.8	13.7	11.3	12.9	10.6

### Cumulative Numbers

School type	2005	2006	2007	2008	2009	2010	2011	2012	2013	2014
Comprehensive	514	709	774	789	875	741	531	420	297	235
Grammar	71	106	124	154	174	135	104	71	44	47
Independent	44	32	48	47	46	35	33	28	22	22
Sixth Form	1208	1416	1481	1538	1620	1510	1319	1116	1125	983
FE/Tertiary	597	731	769	700	637	607	502	465	442	385
Academy	.	.	.	.	22	29	147	249	310	301
Other	76	69	65	74	51	55	53	43	50	41

### Cumulative percentage at Grade A by school type



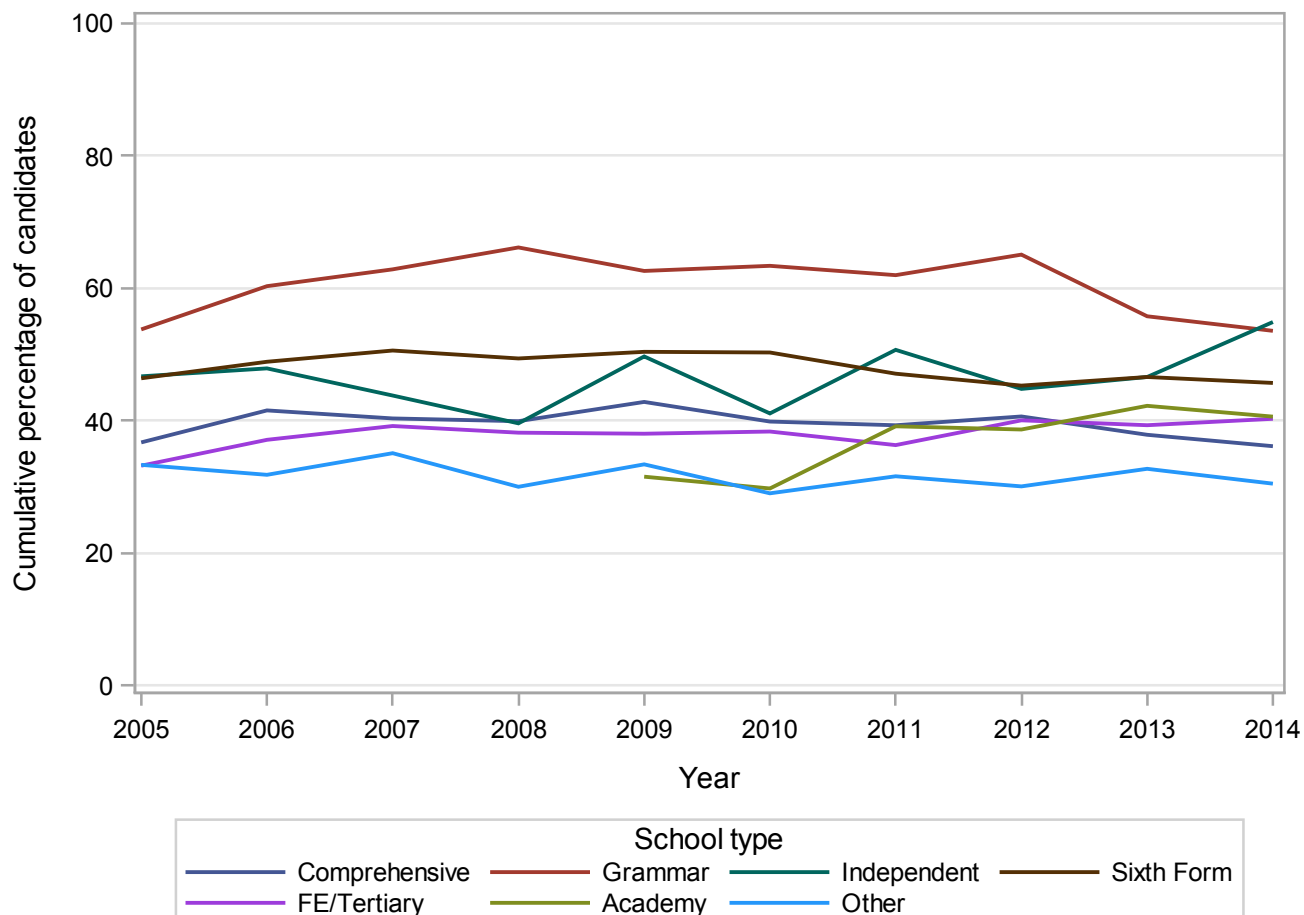
## GCE A Level LAW Grade B by school type 2005-2014 Cumulative Percentages

School type	2005	2006	2007	2008	2009	2010	2011	2012	2013	2014
Comprehensive	36.7	41.6	40.3	39.9	42.8	39.9	39.3	40.6	37.9	36.1
Grammar	53.8	60.3	62.9	66.2	62.6	63.4	62.0	65.1	55.8	53.6
Independent	46.7	47.9	43.8	39.6	49.7	41.1	50.7	44.8	46.6	54.9
Sixth Form	46.4	48.9	50.6	49.4	50.4	50.3	47.1	45.3	46.6	45.7
FE/Tertiary	33.2	37.1	39.2	38.2	38.0	38.4	36.3	40.1	39.3	40.3
Academy	.	.	.	.	31.5	29.8	39.2	38.7	42.2	40.6
Other	33.3	31.8	35.1	30.0	33.4	29.0	31.6	30.1	32.7	30.5

### Cumulative Numbers

School type	2005	2006	2007	2008	2009	2010	2011	2012	2013	2014
Comprehensive	1247	1614	1658	1778	1939	1679	1322	1053	798	625
Grammar	135	190	220	262	268	232	194	123	87	90
Independent	100	90	92	82	76	67	71	56	54	56
Sixth Form	2513	2749	2905	2956	3306	3075	2774	2504	2534	2190
FE/Tertiary	1443	1559	1693	1607	1562	1373	1198	1166	1086	1004
Academy	.	.	.	.	47	64	417	599	771	764
Other	186	169	166	154	150	135	122	114	127	118

### Cumulative percentage at Grade B by school type



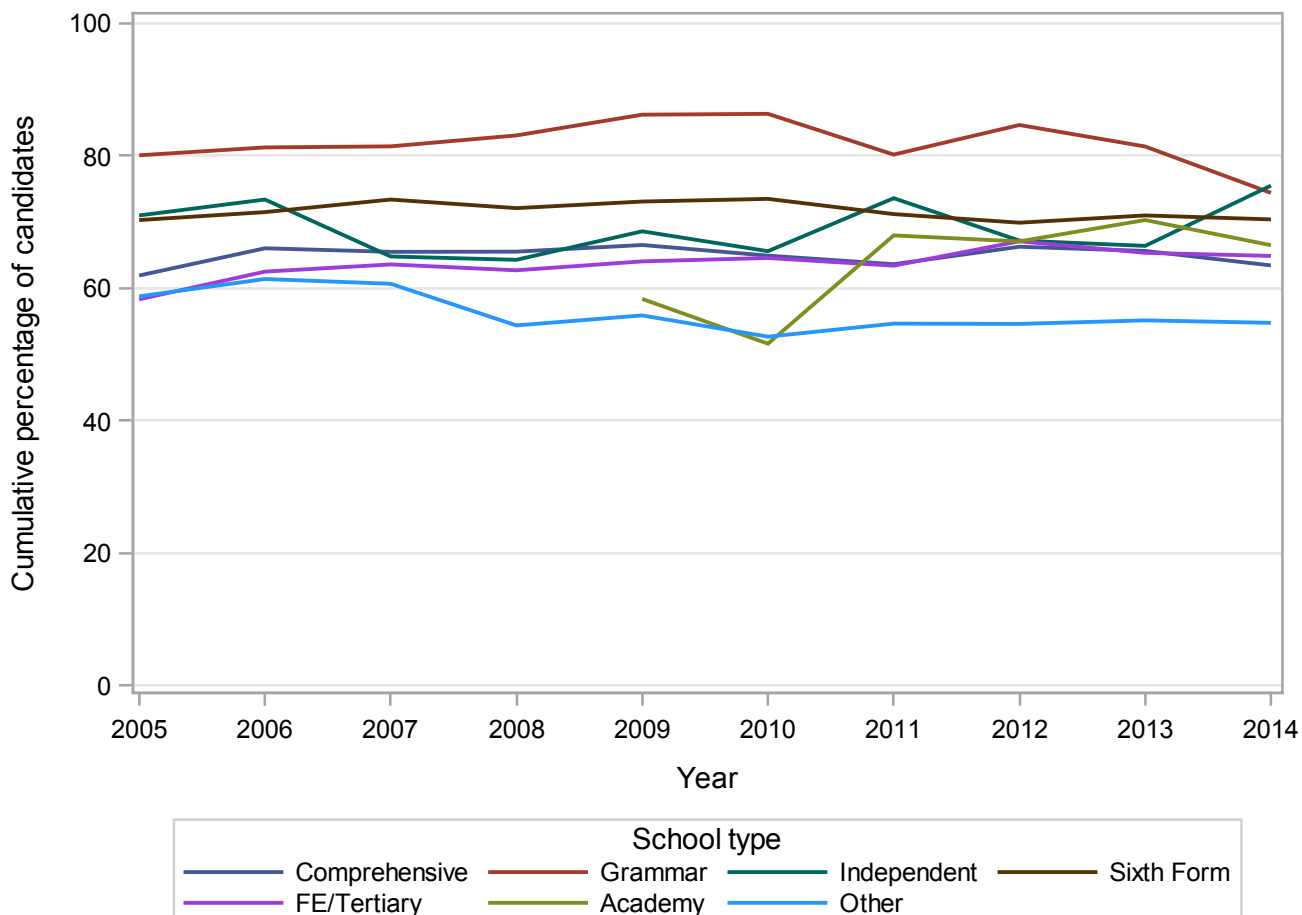
## GCE A Level LAW Grade C by school type 2005-2014 Cumulative Percentages

School type	2005	2006	2007	2008	2009	2010	2011	2012	2013	2014
Comprehensive	61.9	66.0	65.5	65.5	66.5	64.9	63.6	66.3	65.6	63.4
Grammar	80.1	81.3	81.4	83.1	86.2	86.3	80.2	84.7	81.4	74.4
Independent	71.0	73.4	64.8	64.3	68.6	65.6	73.6	67.2	66.4	75.5
Sixth Form	70.3	71.5	73.4	72.1	73.1	73.5	71.2	69.9	71.0	70.4
FE/Tertiary	58.3	62.5	63.6	62.7	64.1	64.6	63.4	67.1	65.4	64.9
Academy	.	.	.	.	58.4	51.6	68.0	67.1	70.3	66.5
Other	58.8	61.4	60.7	54.4	55.9	52.7	54.7	54.6	55.2	54.8

### Cumulative Numbers

School type	2005	2006	2007	2008	2009	2010	2011	2012	2013	2014
Comprehensive	2103	2565	2692	2918	3012	2734	2140	1717	1383	1097
Grammar	201	256	285	329	369	316	251	160	127	125
Independent	152	138	136	133	105	107	103	84	77	77
Sixth Form	3807	4019	4215	4314	4795	4494	4193	3863	3860	3374
FE/Tertiary	2535	2626	2747	2639	2631	2311	2092	1953	1805	1617
Academy	.	.	.	.	87	111	724	1039	1283	1251
Other	328	326	287	279	251	245	211	207	214	212

### Cumulative percentage at Grade C by school type



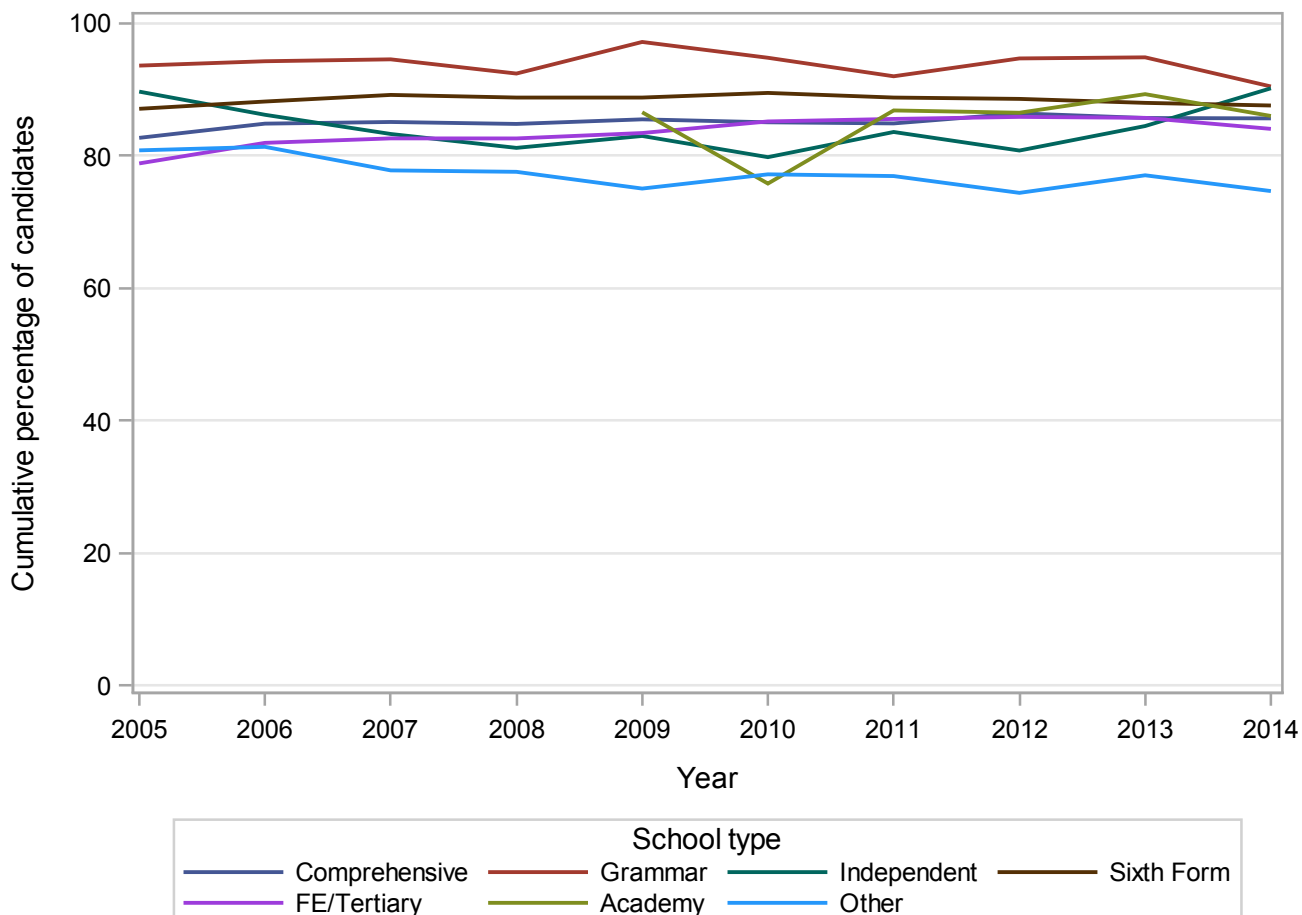
## GCE A Level LAW Grade D by school type 2005-2014 Cumulative Percentages

School type	2005	2006	2007	2008	2009	2010	2011	2012	2013	2014
Comprehensive	82.7	84.9	85.1	84.8	85.5	85.1	84.9	86.4	85.7	85.7
Grammar	93.6	94.3	94.6	92.4	97.2	94.8	92.0	94.7	94.9	90.5
Independent	89.7	86.2	83.3	81.2	83.0	79.8	83.6	80.8	84.5	90.2
Sixth Form	87.1	88.2	89.2	88.8	88.8	89.5	88.8	88.6	88.0	87.6
FE/Tertiary	78.9	82.0	82.6	82.6	83.4	85.2	85.6	85.9	85.7	84.1
Academy	.	.	.	.	86.6	75.8	86.9	86.5	89.3	86.0
Other	80.8	81.4	77.8	77.6	75.1	77.2	76.9	74.4	77.1	74.7

### Cumulative Numbers

School type	2005	2006	2007	2008	2009	2010	2011	2012	2013	2014
Comprehensive	2809	3296	3498	3777	3871	3582	2855	2239	1806	1481
Grammar	235	297	331	366	416	347	288	179	148	152
Independent	192	162	175	168	127	130	117	101	98	92
Sixth Form	4716	4958	5122	5313	5825	5472	5229	4897	4785	4199
FE/Tertiary	3427	3443	3569	3477	3427	3049	2823	2500	2368	2095
Academy	.	.	.	.	129	163	925	1340	1630	1618
Other	451	432	368	398	337	359	297	282	299	289

### Cumulative percentage at Grade D by school type



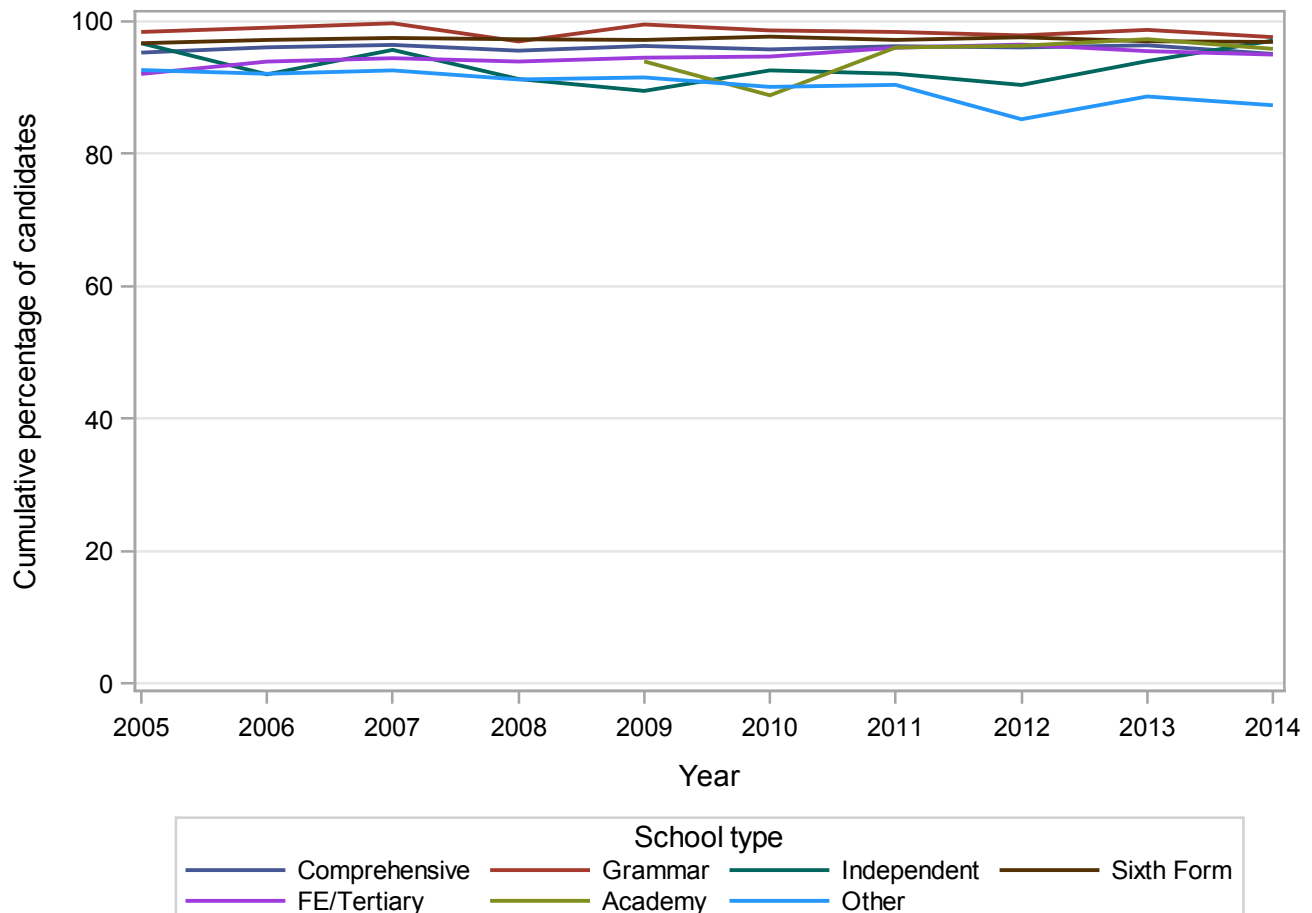
## GCE A Level LAW Grade E by school type 2005-2014 Cumulative Percentages

School type	2005	2006	2007	2008	2009	2010	2011	2012	2013	2014
Comprehensive	95.3	96.1	96.4	95.6	96.3	95.8	96.3	96.1	96.4	95.1
Grammar	98.4	99.0	99.7	97.0	99.5	98.6	98.4	97.9	98.7	97.6
Independent	96.7	92.0	95.7	91.3	89.5	92.6	92.1	90.4	94.0	97.1
Sixth Form	96.7	97.2	97.5	97.3	97.2	97.7	97.2	97.6	97.0	96.9
FE/Tertiary	92.1	93.9	94.4	93.9	94.5	94.7	96.0	96.5	95.5	95.0
Academy	.	.	.	.	94.0	88.8	96.1	96.3	97.3	95.9
Other	92.7	92.1	92.6	91.2	91.5	90.1	90.4	85.2	88.7	87.3

### Cumulative Numbers

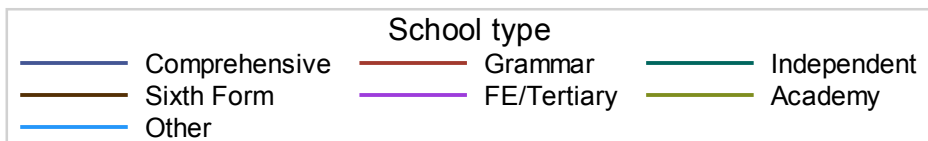
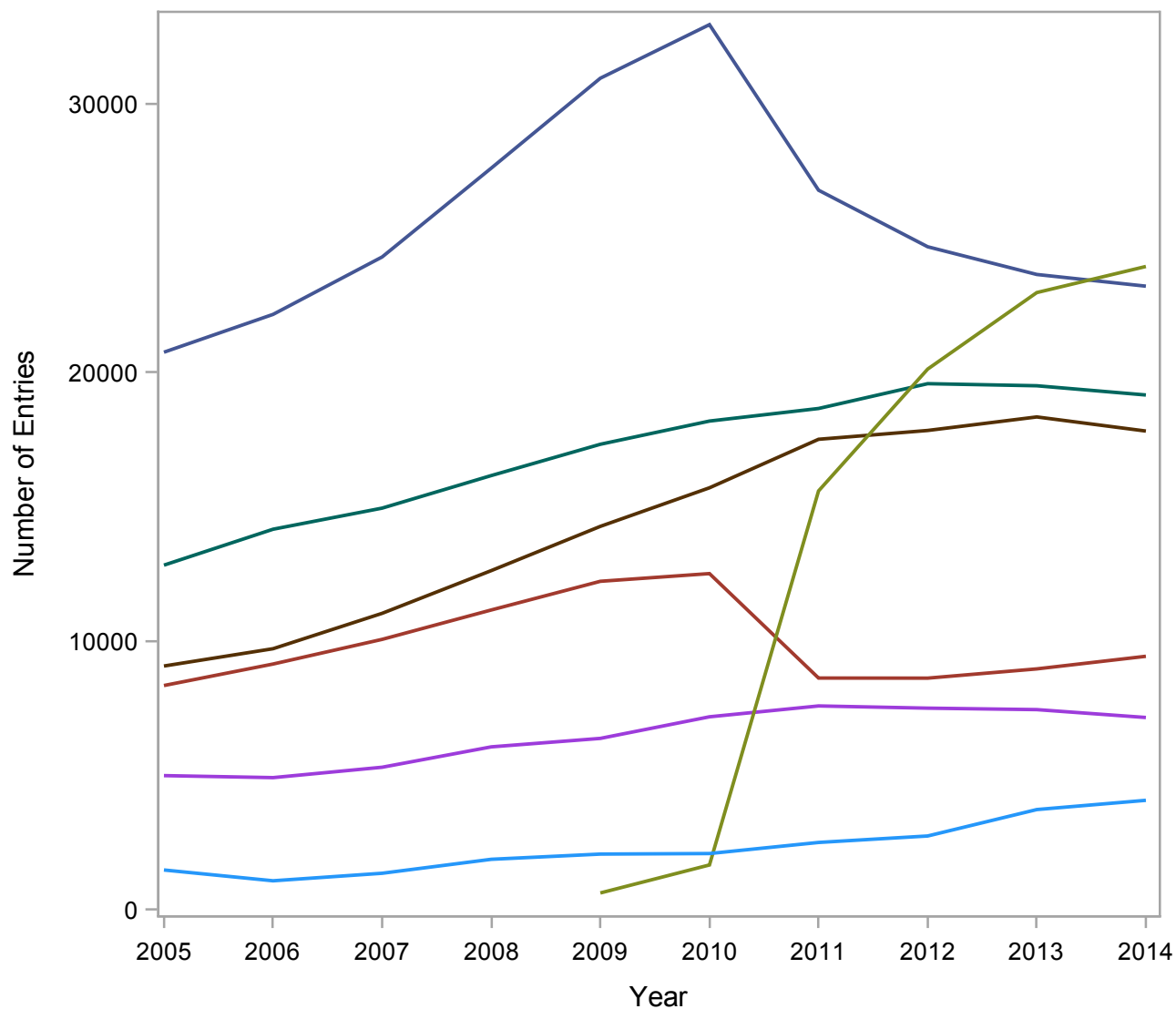
School type	2005	2006	2007	2008	2009	2010	2011	2012	2013	2014
Comprehensive	3236	3732	3964	4256	4359	4033	3237	2489	2031	1644
Grammar	247	312	349	384	426	361	308	185	154	164
Independent	207	173	201	189	137	151	129	113	109	99
Sixth Form	5236	5464	5598	5821	6376	5973	5724	5394	5274	4644
FE/Tertiary	4001	3946	4079	3953	3882	3389	3168	2809	2638	2367
Academy	.	.	.	.	140	191	1023	1492	1776	1803
Other	517	489	438	468	411	419	349	323	344	338

### Cumulative percentage at Grade E by school type



## Numbers of GCE A Level entries in MATHEMATICS by school type 2005-2014

School type	2005	2006	2007	2008	2009	2010	2011	2012	2013	2014
Comprehensive	20747	22154	24292	27598	30945	32938	26776	24671	23640	23204
Grammar	8341	9141	10059	11153	12220	12507	8620	8616	8960	9429
Independent	12821	14158	14944	16156	17321	18184	18652	19576	19498	19154
Sixth Form	9067	9711	11028	12618	14265	15700	17506	17834	18337	17812
FE/Tertiary	4988	4913	5300	6058	6374	7177	7581	7499	7445	7151
Academy	.	.	.	.	621	1663	15584	20118	22966	23937
Other	1476	1074	1354	1874	2068	2088	2501	2741	3725	4069





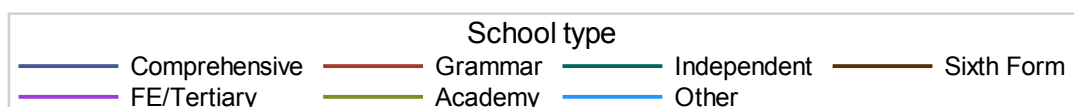
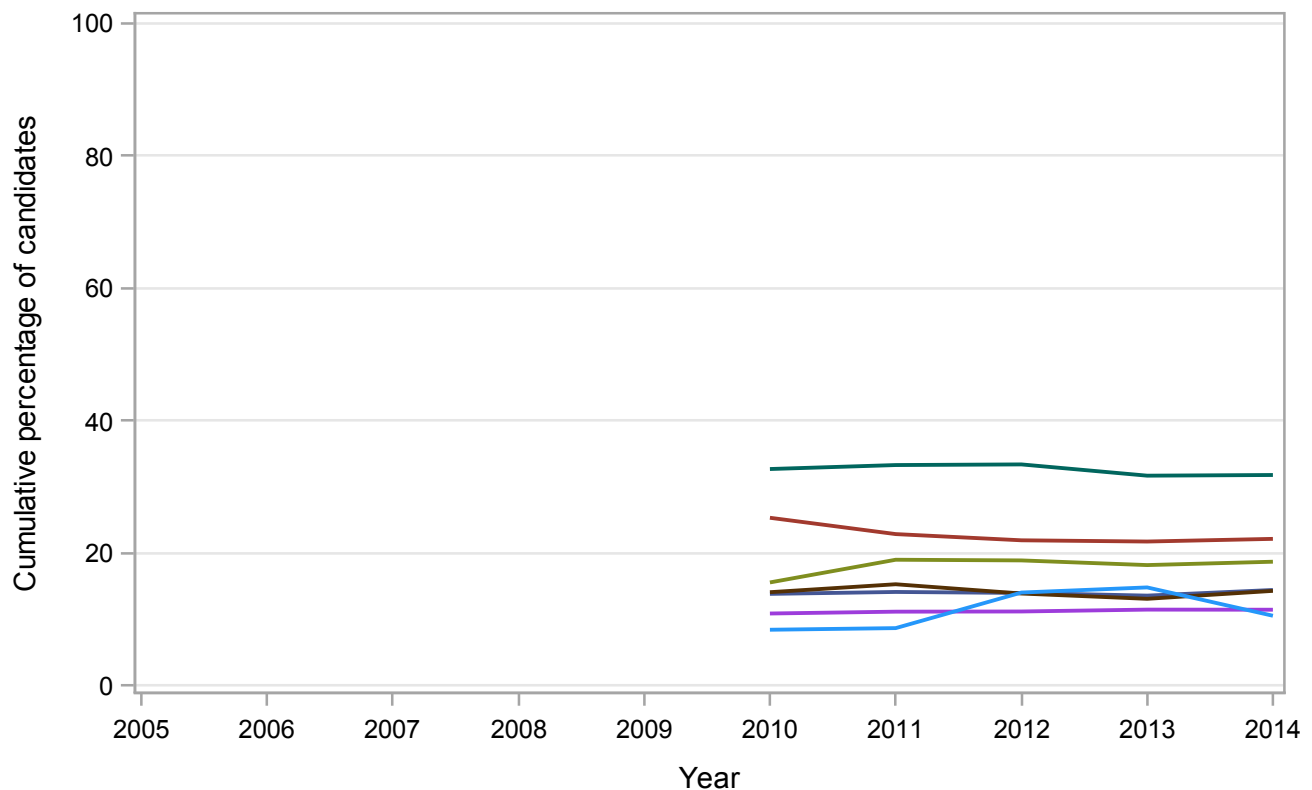
## GCE A Level MATHEMATICS Grade A\* by school type 2005-2014 Cumulative Percentages

School type	2005	2006	2007	2008	2009	2010	2011	2012	2013	2014
Comprehensive	.	.	.	.	.	13.8	14.1	14.0	13.6	14.4
Grammar	.	.	.	.	.	25.3	22.9	21.9	21.8	22.2
Independent	.	.	.	.	.	32.7	33.3	33.4	31.7	31.8
Sixth Form	.	.	.	.	.	14.1	15.3	13.9	13.1	14.3
FE/Tertiary	.	.	.	.	.	10.9	11.2	11.2	11.5	11.5
Academy	.	.	.	.	.	15.6	19.0	18.9	18.2	18.7
Other	.	.	.	.	.	8.4	8.7	14.0	14.8	10.5

### Cumulative Numbers

School type	2005	2006	2007	2008	2009	2010	2011	2012	2013	2014
Comprehensive	.	.	.	.	.	4561	3785	3451	3211	3349
Grammar	.	.	.	.	.	3169	1972	1890	1949	2089
Independent	.	.	.	.	.	5946	6211	6538	6181	6091
Sixth Form	.	.	.	.	.	2214	2678	2479	2402	2547
FE/Tertiary	.	.	.	.	.	781	846	839	854	819
Academy	.	.	.	.	.	259	2961	3802	4179	4477
Other	.	.	.	.	.	176	217	385	552	429

### Cumulative percentage at Grade A\* by school type



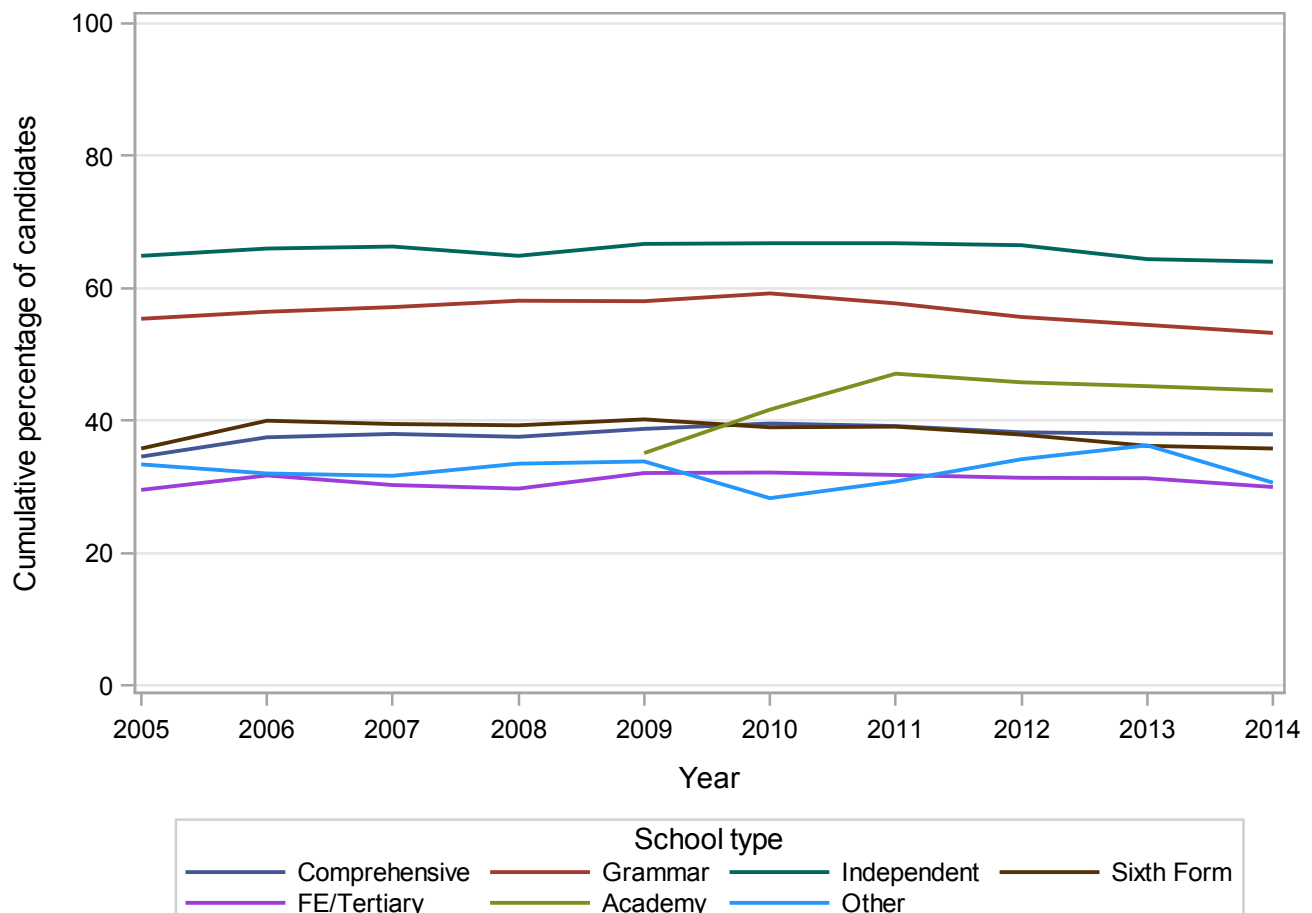
## GCE A Level MATHEMATICS Grade A by school type 2005-2014 Cumulative Percentages

School type	2005	2006	2007	2008	2009	2010	2011	2012	2013	2014
Comprehensive	34.6	37.5	38.0	37.6	38.8	39.6	39.2	38.2	38.0	38.0
Grammar	55.4	56.4	57.2	58.1	58.0	59.2	57.7	55.7	54.5	53.3
Independent	64.9	66.0	66.3	64.9	66.7	66.8	66.8	66.5	64.4	64.0
Sixth Form	35.8	40.0	39.5	39.3	40.2	39.0	39.1	37.9	36.2	35.8
FE/Tertiary	29.6	31.7	30.3	29.7	32.1	32.2	31.8	31.4	31.3	30.0
Academy	.	.	.	.	35.1	41.7	47.1	45.8	45.2	44.5
Other	33.4	32.0	31.7	33.5	33.8	28.3	30.8	34.2	36.3	30.6

### Cumulative Numbers

School type	2005	2006	2007	2008	2009	2010	2011	2012	2013	2014
Comprehensive	7174	8306	9231	10367	11996	13036	10494	9435	8995	8806
Grammar	4620	5160	5749	6482	7093	7407	4975	4796	4880	5021
Independent	8321	9344	9908	10485	11553	12147	12460	13018	12557	12259
Sixth Form	3246	3884	4356	4959	5735	6123	6845	6759	6638	6377
FE/Tertiary	1474	1559	1605	1802	2046	2309	2411	2353	2331	2144
Academy	.	.	.	.	218	693	7340	9214	10384	10662
Other	493	344	429	628	700	591	771	937	1351	1247

### Cumulative percentage at Grade A by school type



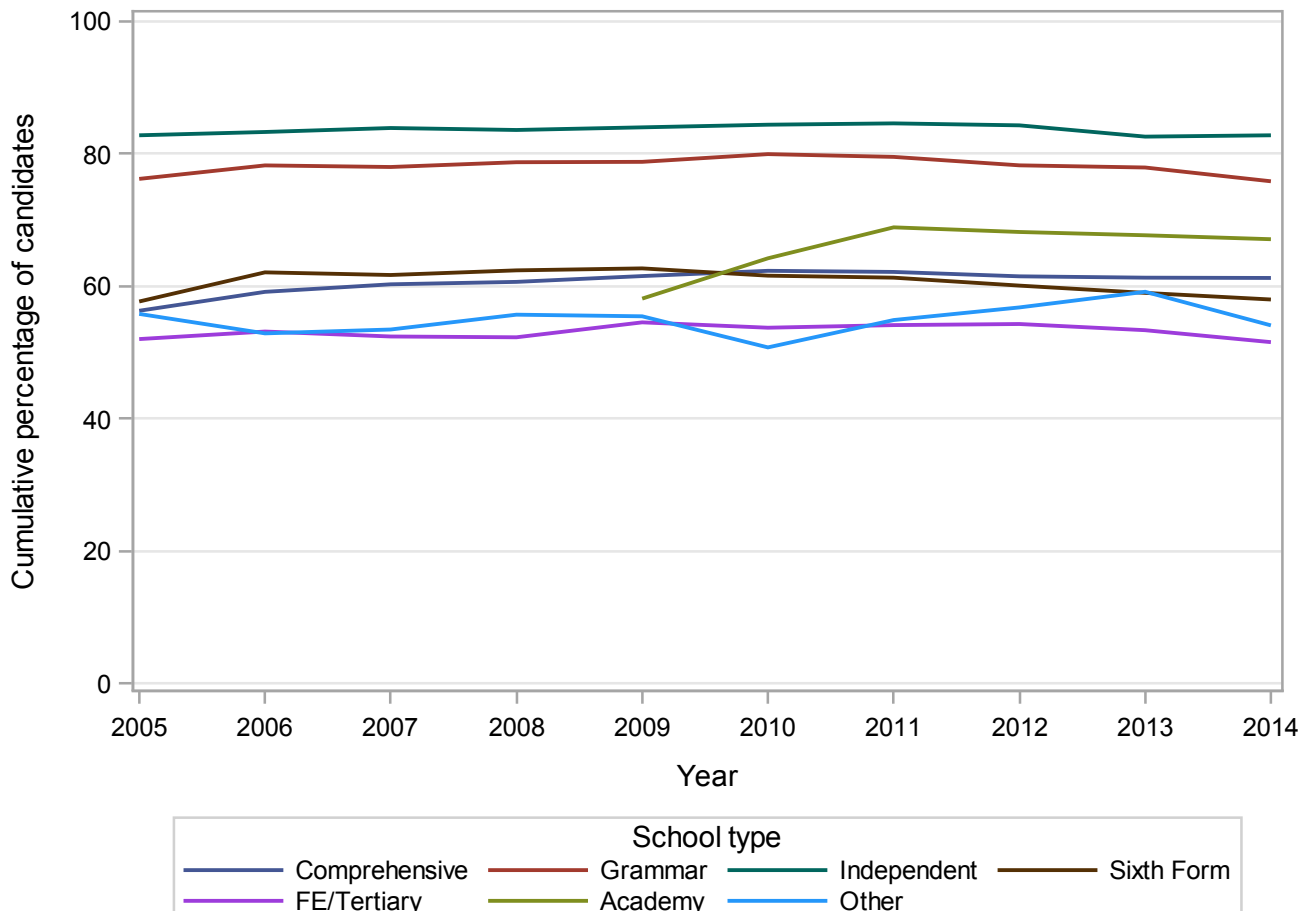
## GCE A Level MATHEMATICS Grade B by school type 2005-2014 Cumulative Percentages

School type	2005	2006	2007	2008	2009	2010	2011	2012	2013	2014
Comprehensive	56.3	59.2	60.3	60.7	61.5	62.3	62.2	61.5	61.3	61.3
Grammar	76.2	78.3	78.0	78.7	78.8	80.0	79.5	78.3	77.9	75.9
Independent	82.8	83.3	83.9	83.6	84.0	84.4	84.6	84.3	82.6	82.8
Sixth Form	57.7	62.1	61.7	62.4	62.7	61.6	61.3	60.1	59.0	58.0
FE/Tertiary	52.0	53.2	52.4	52.3	54.5	53.7	54.1	54.3	53.4	51.6
Academy	.	.	.	.	58.1	64.2	68.9	68.2	67.7	67.1
Other	55.8	52.9	53.5	55.7	55.5	50.8	54.9	56.8	59.2	54.1

### Cumulative Numbers

School type	2005	2006	2007	2008	2009	2010	2011	2012	2013	2014
Comprehensive	11681	13105	14647	16741	19044	20532	16645	15173	14491	14213
Grammar	6357	7153	7847	8781	9628	10000	6856	6743	6983	7152
Independent	10616	11794	12538	13506	14550	15347	15780	16503	16105	15860
Sixth Form	5232	6031	6804	7874	8944	9671	10731	10718	10819	10331
FE/Tertiary	2595	2612	2778	3168	3477	3857	4104	4072	3973	3687
Academy	.	.	.	.	361	1068	10737	13720	15548	16063
Other	824	568	724	1044	1147	1060	1373	1557	2204	2201

### Cumulative percentage at Grade B by school type



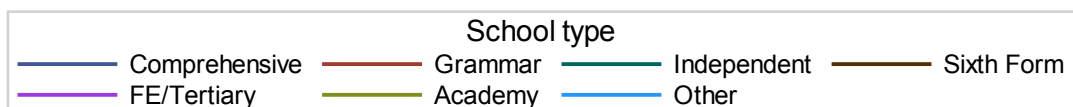
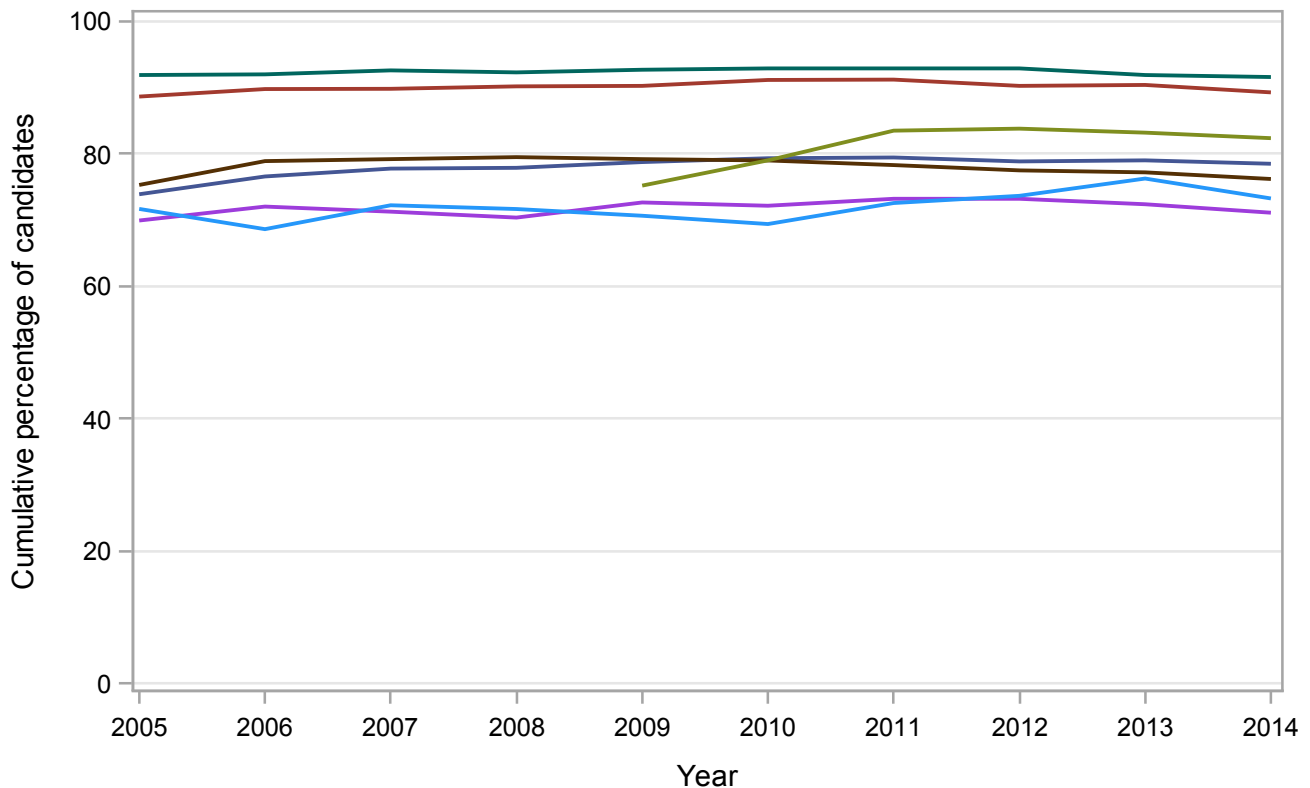
## GCE A Level MATHEMATICS Grade C by school type 2005-2014 Cumulative Percentages

School type	2005	2006	2007	2008	2009	2010	2011	2012	2013	2014
Comprehensive	73.9	76.6	77.8	77.9	78.8	79.3	79.4	78.9	79.0	78.5
Grammar	88.6	89.8	89.8	90.2	90.3	91.2	91.2	90.3	90.4	89.3
Independent	91.9	92.0	92.6	92.3	92.7	92.9	92.9	92.9	91.9	91.6
Sixth Form	75.3	78.9	79.2	79.5	79.2	79.0	78.3	77.5	77.2	76.2
FE/Tertiary	69.9	72.0	71.3	70.4	72.7	72.2	73.2	73.2	72.4	71.1
Academy	.	.	.	.	75.2	79.0	83.5	83.8	83.2	82.4
Other	71.7	68.6	72.2	71.7	70.6	69.4	72.6	73.7	76.3	73.3

### Cumulative Numbers

School type	2005	2006	2007	2008	2009	2010	2011	2012	2013	2014
Comprehensive	15331	16966	18892	21495	24371	26132	21273	19454	18679	18215
Grammar	7394	8207	9035	10059	11030	11401	7862	7777	8100	8418
Independent	11782	13025	13838	14912	16057	16893	17328	18186	17919	17545
Sixth Form	6827	7662	8734	10031	11298	12403	13707	13821	14156	13573
FE/Tertiary	3488	3539	3777	4263	4631	5179	5550	5490	5389	5085
Academy	.	.	.	.	467	1314	13013	16859	19107	19716
Other	1058	737	978	1343	1461	1449	1815	2019	2841	2981

### Cumulative percentage at Grade C by school type



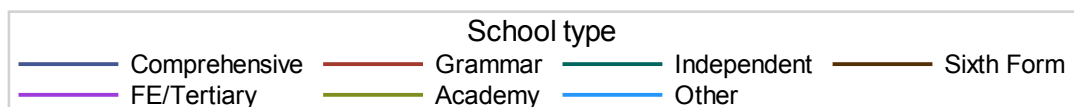
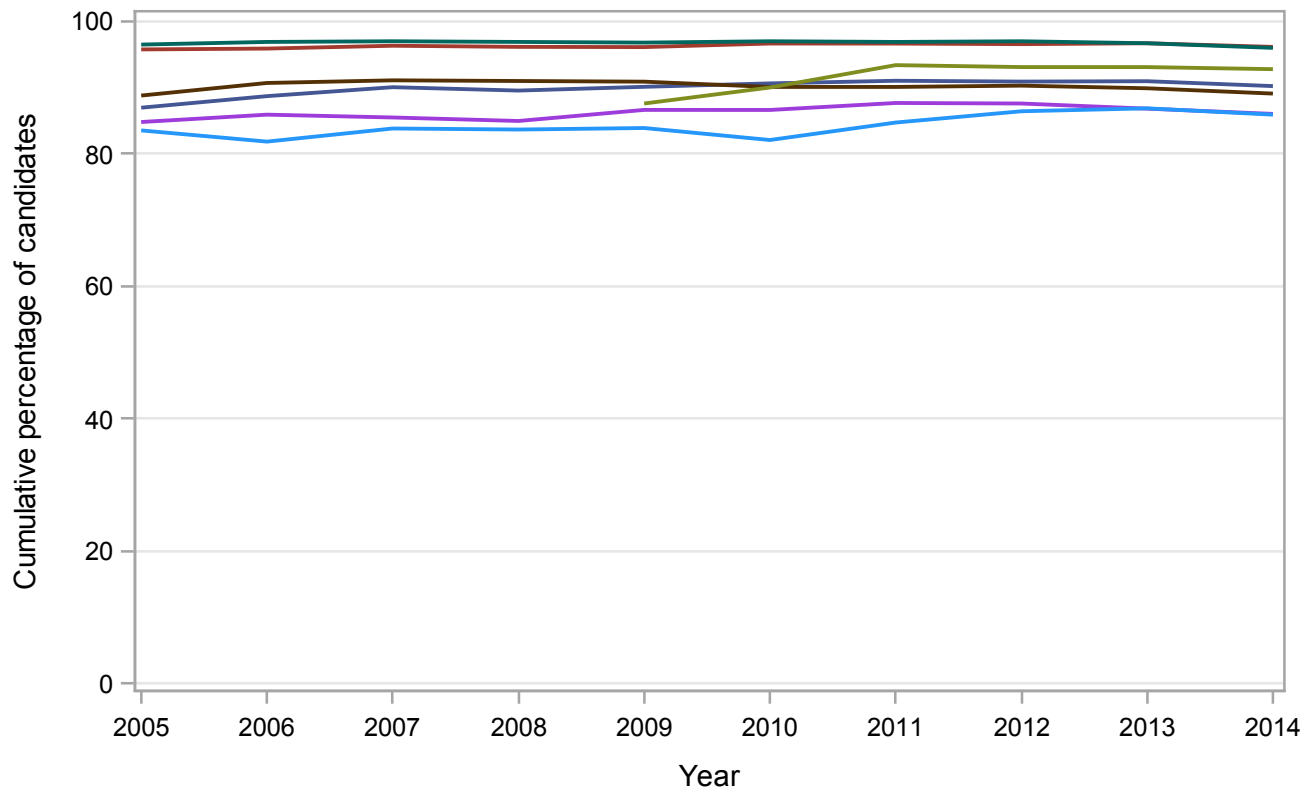
## GCE A Level MATHEMATICS Grade D by school type 2005-2014 Cumulative Percentages

School type	2005	2006	2007	2008	2009	2010	2011	2012	2013	2014
Comprehensive	87.0	88.7	90.1	89.6	90.1	90.6	91.0	90.9	91.0	90.2
Grammar	95.8	95.9	96.3	96.2	96.1	96.7	96.6	96.6	96.7	96.2
Independent	96.5	96.9	97.0	96.9	96.8	97.0	96.9	97.0	96.7	96.0
Sixth Form	88.8	90.7	91.1	91.0	90.9	90.1	90.1	90.3	89.9	89.1
FE/Tertiary	84.8	85.9	85.5	85.0	86.6	86.6	87.7	87.6	86.8	86.0
Academy	.	.	.	.	87.6	90.0	93.4	93.1	93.1	92.8
Other	83.5	81.8	83.8	83.7	83.9	82.1	84.7	86.4	86.9	85.9

### Cumulative Numbers

School type	2005	2006	2007	2008	2009	2010	2011	2012	2013	2014
Comprehensive	18043	19653	21879	24715	27888	29854	24376	22429	21505	20937
Grammar	7988	8766	9689	10724	11746	12089	8331	8320	8664	9066
Independent	12372	13719	14496	15655	16767	17638	18074	18989	18855	18388
Sixth Form	8051	8808	10047	11482	12967	14146	15773	16104	16485	15870
FE/Tertiary	4230	4221	4531	5147	5522	6217	6647	6569	6464	6152
Academy	.	.	.	.	544	1497	14555	18730	21381	22210
Other	1233	879	1135	1568	1735	1714	2119	2369	3236	3496

### Cumulative percentage at Grade D by school type



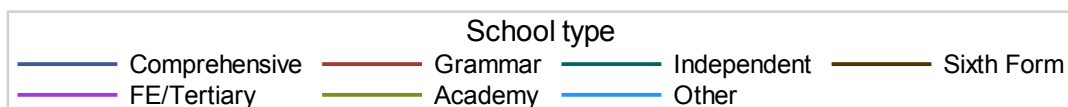
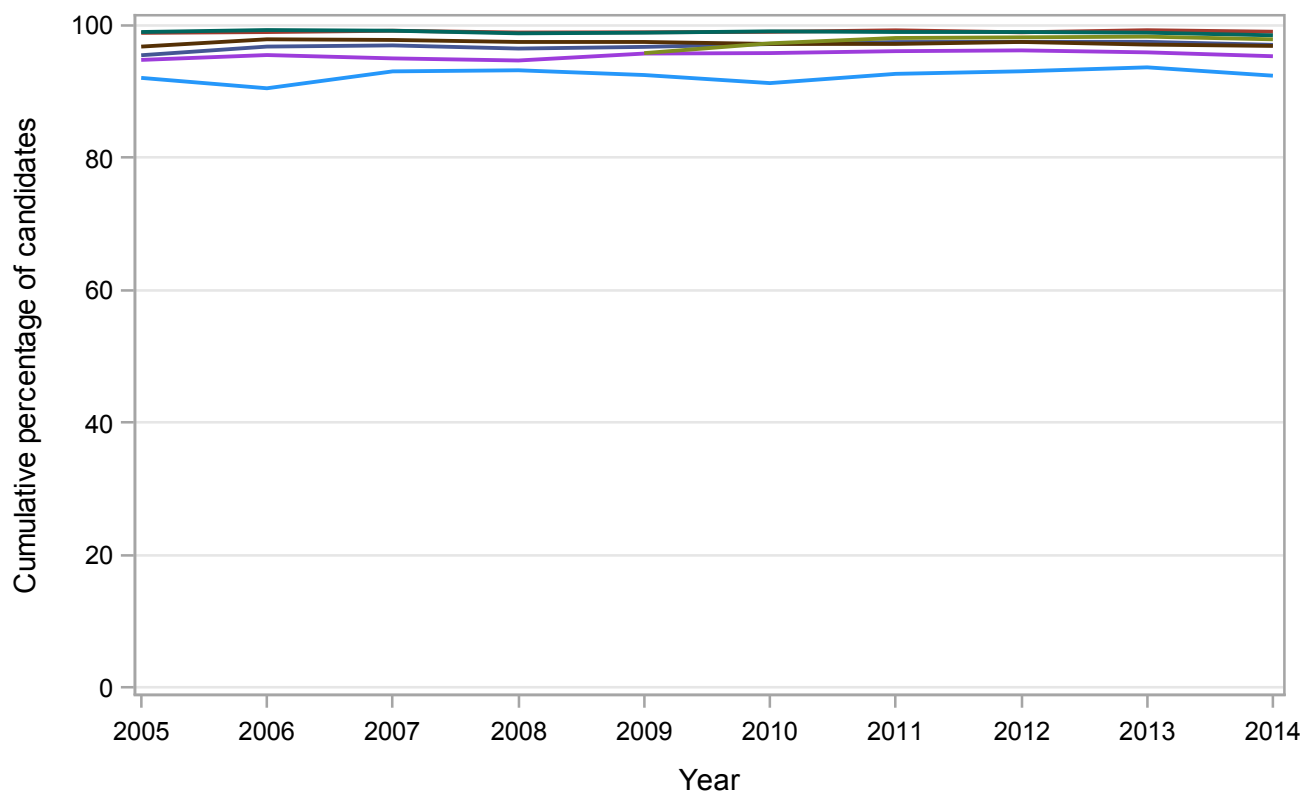
## GCE A Level MATHEMATICS Grade E by school type 2005-2014 Cumulative Percentages

School type	2005	2006	2007	2008	2009	2010	2011	2012	2013	2014
Comprehensive	95.5	96.8	97.0	96.5	96.8	97.2	97.5	97.5	97.5	97.1
Grammar	98.9	99.0	99.2	98.9	99.0	99.0	99.3	99.0	99.3	99.0
Independent	99.0	99.3	99.2	98.8	98.9	99.1	99.0	99.0	98.9	98.5
Sixth Form	96.8	97.9	97.8	97.5	97.5	97.2	97.2	97.5	97.1	96.9
FE/Tertiary	94.8	95.5	95.0	94.7	95.7	95.8	96.1	96.2	95.9	95.3
Academy	.	.	.	.	95.8	97.3	98.1	98.2	98.3	97.9
Other	92.1	90.5	93.1	93.2	92.5	91.3	92.7	93.1	93.7	92.4

### Cumulative Numbers

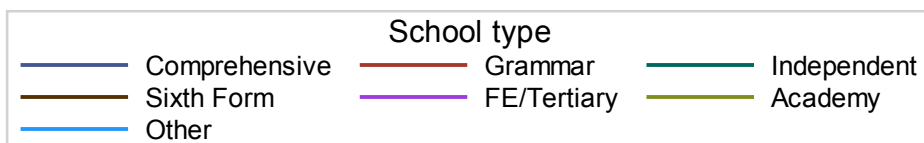
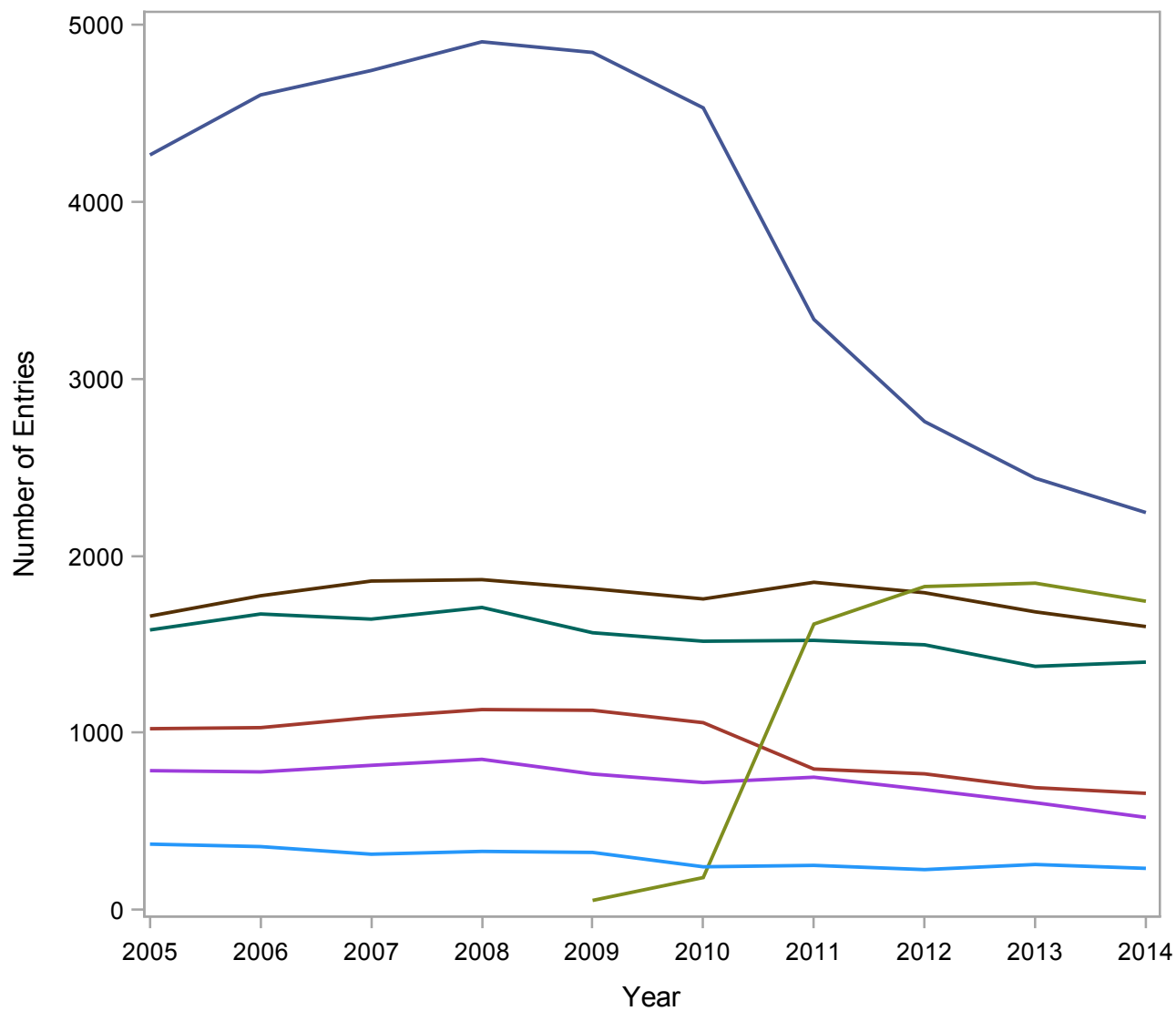
School type	2005	2006	2007	2008	2009	2010	2011	2012	2013	2014
Comprehensive	19812	21446	23558	26632	29941	32009	26102	24058	23053	22523
Grammar	8247	9049	9978	11033	12093	12385	8556	8526	8895	9339
Independent	12693	14059	14824	15962	17130	18020	18465	19380	19284	18867
Sixth Form	8777	9507	10785	12303	13908	15260	17016	17388	17805	17260
FE/Tertiary	4728	4693	5036	5737	6103	6877	7286	7216	7142	6818
Academy	.	.	.	.	595	1618	15288	19756	22576	23434
Other	1359	972	1260	1747	1913	1906	2318	2551	3489	3760

### Cumulative percentage at Grade E by school type



## Numbers of GCE A Level entries in MUSIC by school type 2005-2014

School type	2005	2006	2007	2008	2009	2010	2011	2012	2013	2014
Comprehensive	4264	4603	4741	4903	4843	4530	3335	2758	2438	2244
Grammar	1023	1029	1087	1131	1127	1057	795	768	690	658
Independent	1581	1671	1642	1708	1565	1517	1522	1497	1375	1399
Sixth Form	1659	1774	1857	1865	1814	1756	1850	1791	1683	1600
FE/Tertiary	.	.	.	.	53	182	1614	1826	1845	1743
Other	371	357	314	330	324	243	251	227	256	234



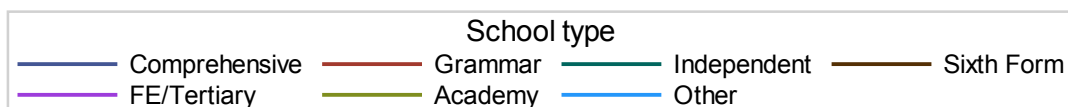
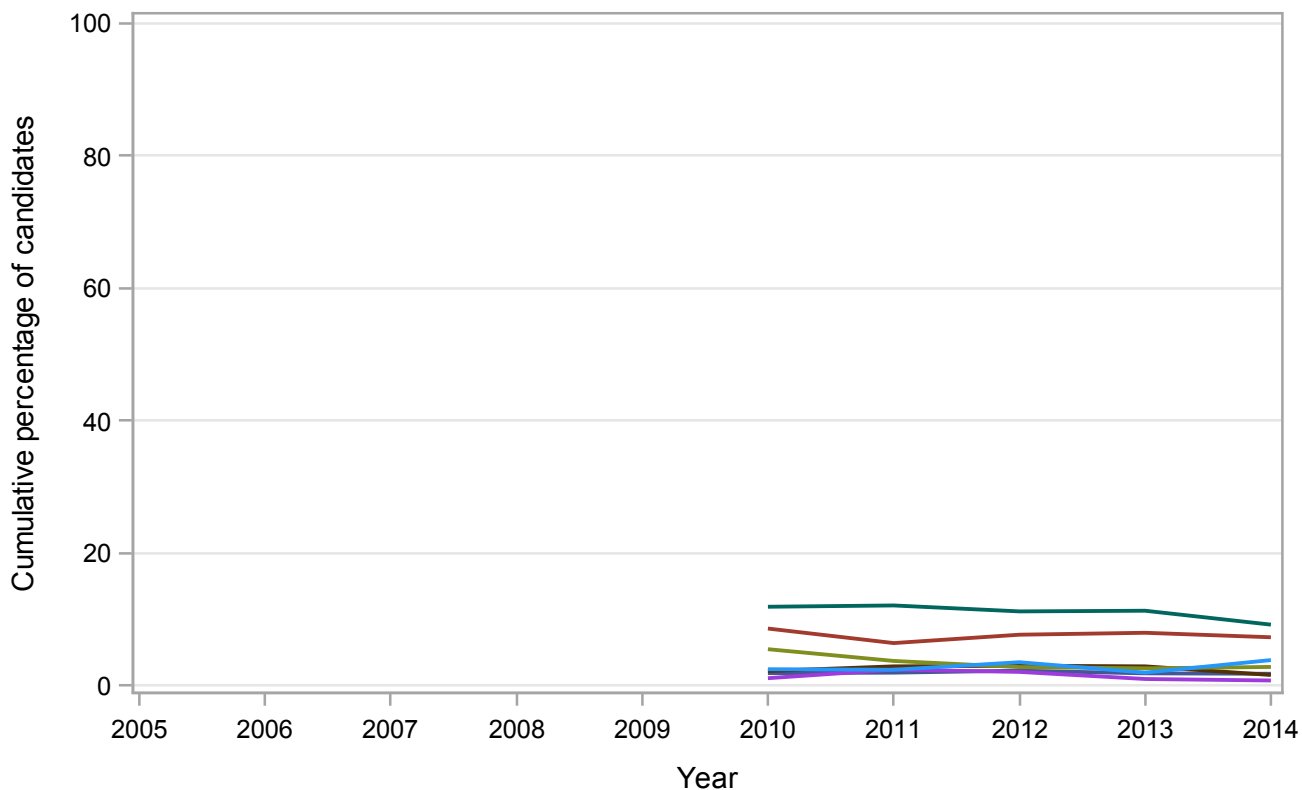
## GCE A Level MUSIC Grade A\* by school type 2005-2014 Cumulative Percentages

School type	2005	2006	2007	2008	2009	2010	2011	2012	2013	2014
Comprehensive	.	.	.	.	.	1.9	1.9	2.2	1.8	1.8
Grammar	.	.	.	.	.	8.6	6.4	7.7	8.0	7.3
Independent	.	.	.	.	.	11.9	12.1	11.2	11.3	9.2
Sixth Form	.	.	.	.	.	2.2	2.9	3.0	2.9	1.6
FE/Tertiary	.	.	.	.	.	1.1	2.4	2.1	1.0	0.8
Academy	.	.	.	.	.	5.5	3.7	2.8	2.6	2.8
Other	.	.	.	.	.	2.5	2.4	3.5	2.0	3.8

### Cumulative Numbers

School type	2005	2006	2007	2008	2009	2010	2011	2012	2013	2014
Comprehensive	.	.	.	.	.	85	65	62	45	40
Grammar	.	.	.	.	.	91	51	59	55	48
Independent	.	.	.	.	.	181	184	168	155	129
Sixth Form	.	.	.	.	.	39	54	54	49	26
FE/Tertiary	.	.	.	.	.	8	18	14	6	4
Academy	.	.	.	.	.	10	60	51	48	49
Other	.	.	.	.	.	6	6	8	5	9

### Cumulative percentage at Grade A\* by school type





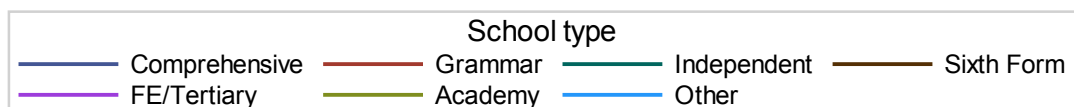
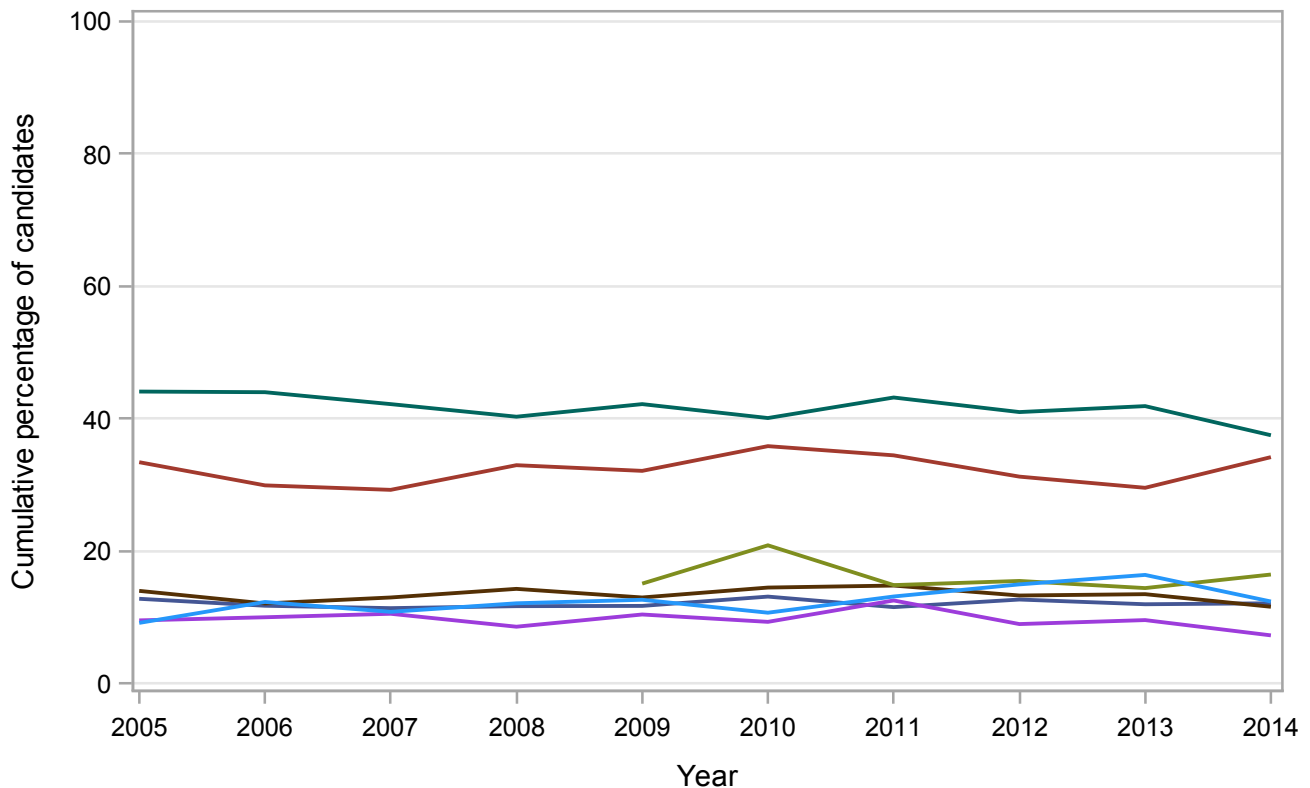
## GCE A Level MUSIC Grade A by school type 2005-2014 Cumulative Percentages

School type	2005	2006	2007	2008	2009	2010	2011	2012	2013	2014
Comprehensive	12.8	11.8	11.4	11.7	11.7	13.1	11.5	12.7	12.0	12.1
Grammar	33.4	29.9	29.3	33.0	32.1	35.9	34.5	31.3	29.6	34.2
Independent	44.1	44.0	42.2	40.3	42.2	40.1	43.2	41.0	41.9	37.5
Sixth Form	14.0	12.1	13.0	14.3	13.0	14.5	14.8	13.3	13.5	11.6
FE/Tertiary	9.5	10.0	10.5	8.6	10.4	9.3	12.6	9.0	9.6	7.3
Academy	.	.	.	.	15.1	20.9	14.9	15.5	14.4	16.5
Other	9.2	12.3	10.8	12.1	12.7	10.7	13.1	15.0	16.4	12.4

### Cumulative Numbers

School type	2005	2006	2007	2008	2009	2010	2011	2012	2013	2014
Comprehensive	546	541	540	573	568	595	385	350	292	272
Grammar	342	308	318	373	362	379	274	240	204	225
Independent	697	735	693	688	660	608	658	614	576	525
Sixth Form	232	215	241	267	236	255	274	238	227	186
FE/Tertiary	75	78	86	73	80	67	94	61	58	38
Academy	.	.	.	.	8	38	240	283	266	287
Other	34	44	34	40	41	26	33	34	42	29

### Cumulative percentage at Grade A by school type



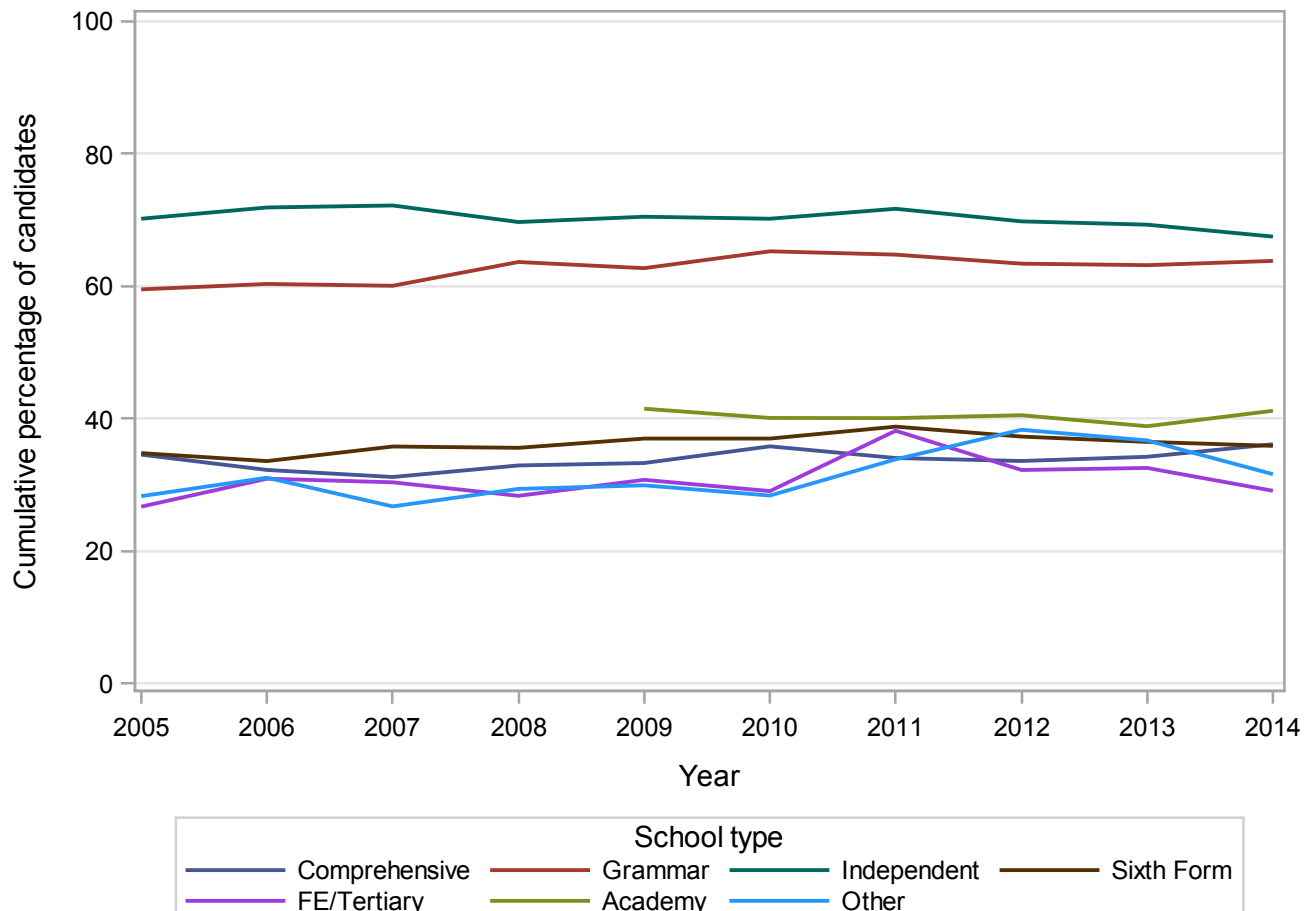
## GCE A Level MUSIC Grade B by school type 2005-2014 Cumulative Percentages

School type	2005	2006	2007	2008	2009	2010	2011	2012	2013	2014
Comprehensive	34.6	32.3	31.2	32.9	33.3	35.8	34.1	33.6	34.2	36.1
Grammar	59.5	60.3	60.1	63.7	62.7	65.3	64.8	63.4	63.2	63.8
Independent	70.2	71.9	72.2	69.7	70.5	70.2	71.7	69.8	69.3	67.5
Sixth Form	34.8	33.6	35.8	35.6	37.0	37.0	38.8	37.3	36.5	35.9
FE/Tertiary	26.7	30.9	30.4	28.4	30.8	29.1	38.2	32.3	32.6	29.1
Academy	.	.	.	.	41.5	40.1	40.1	40.5	38.9	41.2
Other	28.3	31.1	26.8	29.4	29.9	28.4	33.9	38.3	36.7	31.6

### Cumulative Numbers

School type	2005	2006	2007	2008	2009	2010	2011	2012	2013	2014
Comprehensive	1474	1485	1479	1615	1613	1623	1136	927	835	811
Grammar	609	621	653	720	707	690	515	487	436	420
Independent	1110	1201	1186	1190	1103	1065	1091	1045	953	944
Sixth Form	577	596	665	664	671	650	718	668	614	574
FE/Tertiary	210	241	248	241	236	209	286	219	197	152
Academy	.	.	.	.	22	73	647	740	717	718
Other	105	111	84	97	97	69	85	87	94	74

### Cumulative percentage at Grade B by school type



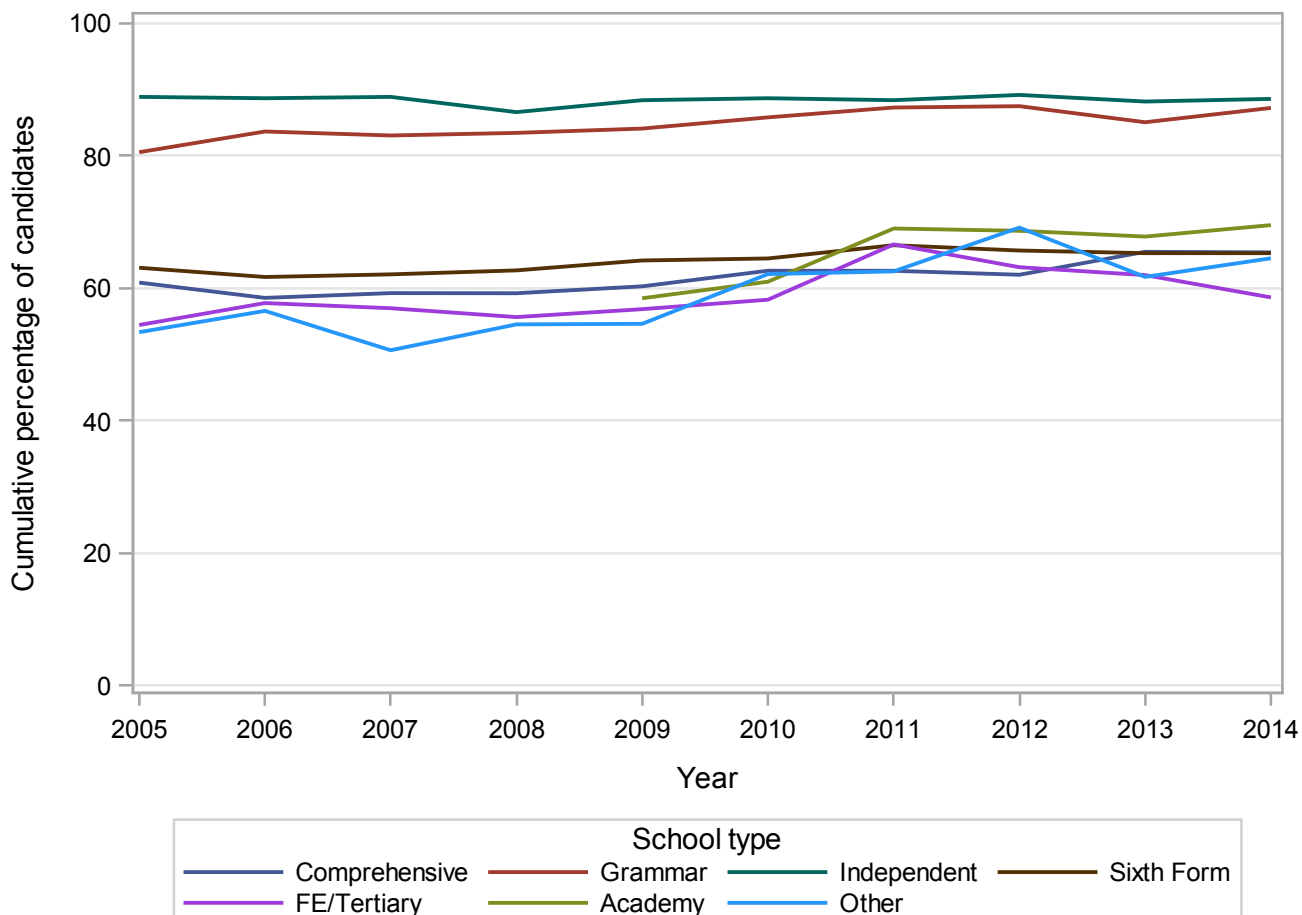
## GCE A Level MUSIC Grade C by school type 2005-2014 Cumulative Percentages

School type	2005	2006	2007	2008	2009	2010	2011	2012	2013	2014
Comprehensive	60.9	58.5	59.3	59.2	60.3	62.6	62.6	62.0	65.5	65.4
Grammar	80.5	83.7	83.1	83.5	84.1	85.8	87.3	87.5	85.1	87.2
Independent	88.9	88.7	88.9	86.6	88.4	88.7	88.4	89.2	88.2	88.6
Sixth Form	63.1	61.7	62.1	62.7	64.2	64.5	66.5	65.7	65.3	65.3
FE/Tertiary	54.5	57.8	57.0	55.6	56.8	58.3	66.6	63.2	62.0	58.6
Academy	.	.	.	.	58.5	61.0	69.0	68.7	67.8	69.5
Other	53.4	56.6	50.6	54.5	54.6	62.1	62.5	69.2	61.7	64.5

### Cumulative Numbers

School type	2005	2006	2007	2008	2009	2010	2011	2012	2013	2014
Comprehensive	2595	2695	2810	2905	2920	2838	2089	1711	1597	1468
Grammar	824	861	903	944	948	907	694	672	587	574
Independent	1406	1482	1460	1479	1383	1346	1345	1335	1213	1240
Sixth Form	1047	1095	1153	1169	1165	1133	1230	1177	1099	1045
FE/Tertiary	428	450	465	473	436	419	499	429	375	306
Academy	.	.	.	.	31	111	1114	1254	1251	1212
Other	198	202	159	180	177	151	157	157	158	151

### Cumulative percentage at Grade C by school type



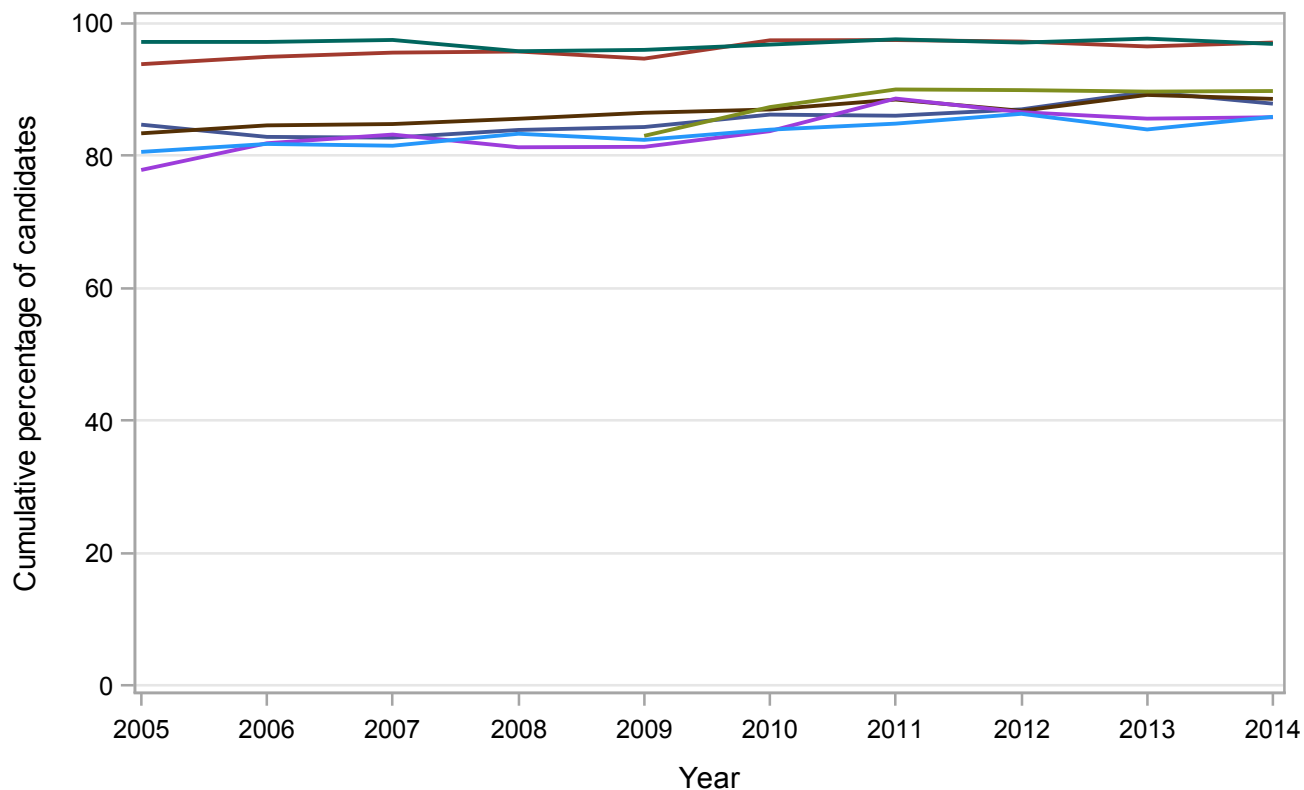
## GCE A Level MUSIC Grade D by school type 2005-2014 Cumulative Percentages

School type	2005	2006	2007	2008	2009	2010	2011	2012	2013	2014
Comprehensive	84.7	82.9	82.7	83.9	84.3	86.2	86.1	87.0	89.7	87.9
Grammar	93.8	94.9	95.6	95.8	94.7	97.4	97.5	97.3	96.5	97.1
Independent	97.2	97.2	97.5	95.8	96.0	96.8	97.6	97.1	97.7	96.9
Sixth Form	83.4	84.6	84.8	85.6	86.5	87.0	88.5	86.8	89.2	88.6
FE/Tertiary	77.9	81.9	83.2	81.3	81.4	83.7	88.7	86.6	85.6	85.8
Academy	.	.	.	.	83.0	87.4	90.0	89.9	89.7	89.8
Other	80.6	81.8	81.5	83.3	82.4	84.0	84.9	86.3	84.0	85.9

### Cumulative Numbers

School type	2005	2006	2007	2008	2009	2010	2011	2012	2013	2014
Comprehensive	3612	3814	3923	4114	4085	3906	2870	2400	2186	1972
Grammar	960	977	1039	1083	1067	1030	775	747	666	639
Independent	1537	1624	1601	1636	1502	1468	1485	1454	1343	1356
Sixth Form	1384	1501	1575	1596	1569	1528	1637	1555	1501	1418
FE/Tertiary	612	638	679	691	624	602	664	588	518	448
Academy	.	.	.	.	44	159	1453	1642	1655	1565
Other	299	292	256	275	267	204	213	196	215	201

### Cumulative percentage at Grade D by school type



School type			
Comprehensive	Grammar	Independent	Sixth Form
FE/Tertiary	Academy	Other	

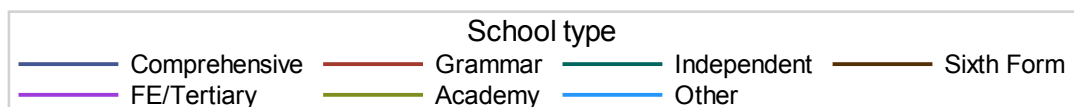
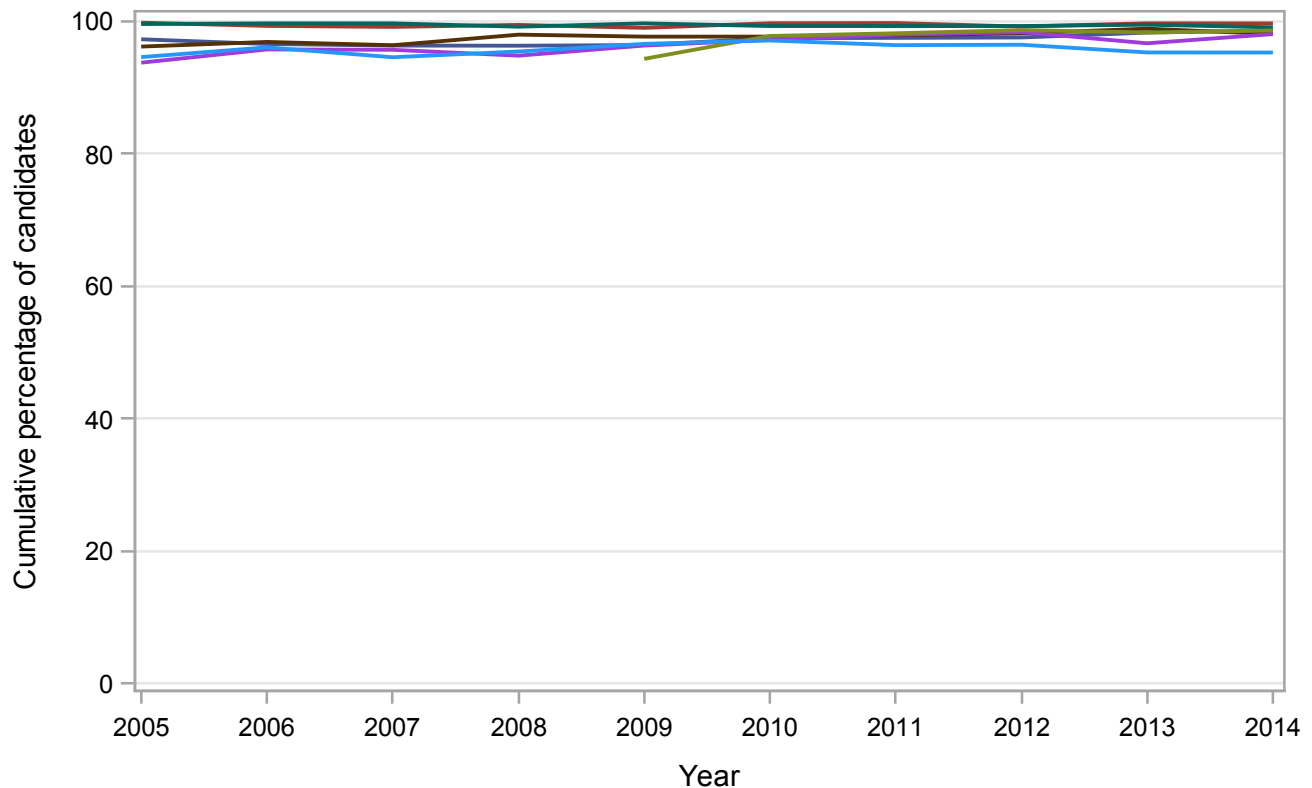
## GCE A Level MUSIC Grade E by school type 2005-2014 Cumulative Percentages

School type	2005	2006	2007	2008	2009	2010	2011	2012	2013	2014
Comprehensive	97.3	96.6	96.4	96.3	96.4	97.5	97.5	97.6	98.3	98.6
Grammar	99.8	99.3	99.2	99.5	99.0	99.7	99.7	99.2	99.7	99.7
Independent	99.6	99.7	99.7	99.2	99.7	99.3	99.3	99.3	99.5	99.1
Sixth Form	96.2	96.9	96.4	98.0	97.7	97.7	97.9	98.2	98.9	98.1
FE/Tertiary	93.8	95.8	95.7	94.8	96.3	97.2	98.0	98.4	96.7	98.1
Academy	.	.	.	.	94.3	97.8	98.2	98.7	98.3	98.6
Other	94.6	96.1	94.6	95.5	96.6	97.1	96.4	96.5	95.3	95.3

### Cumulative Numbers

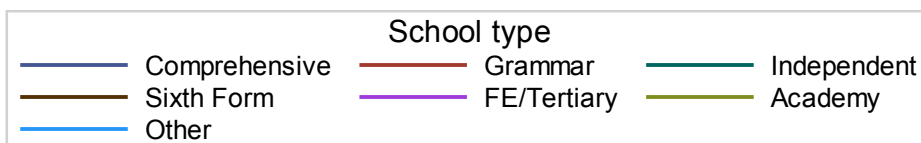
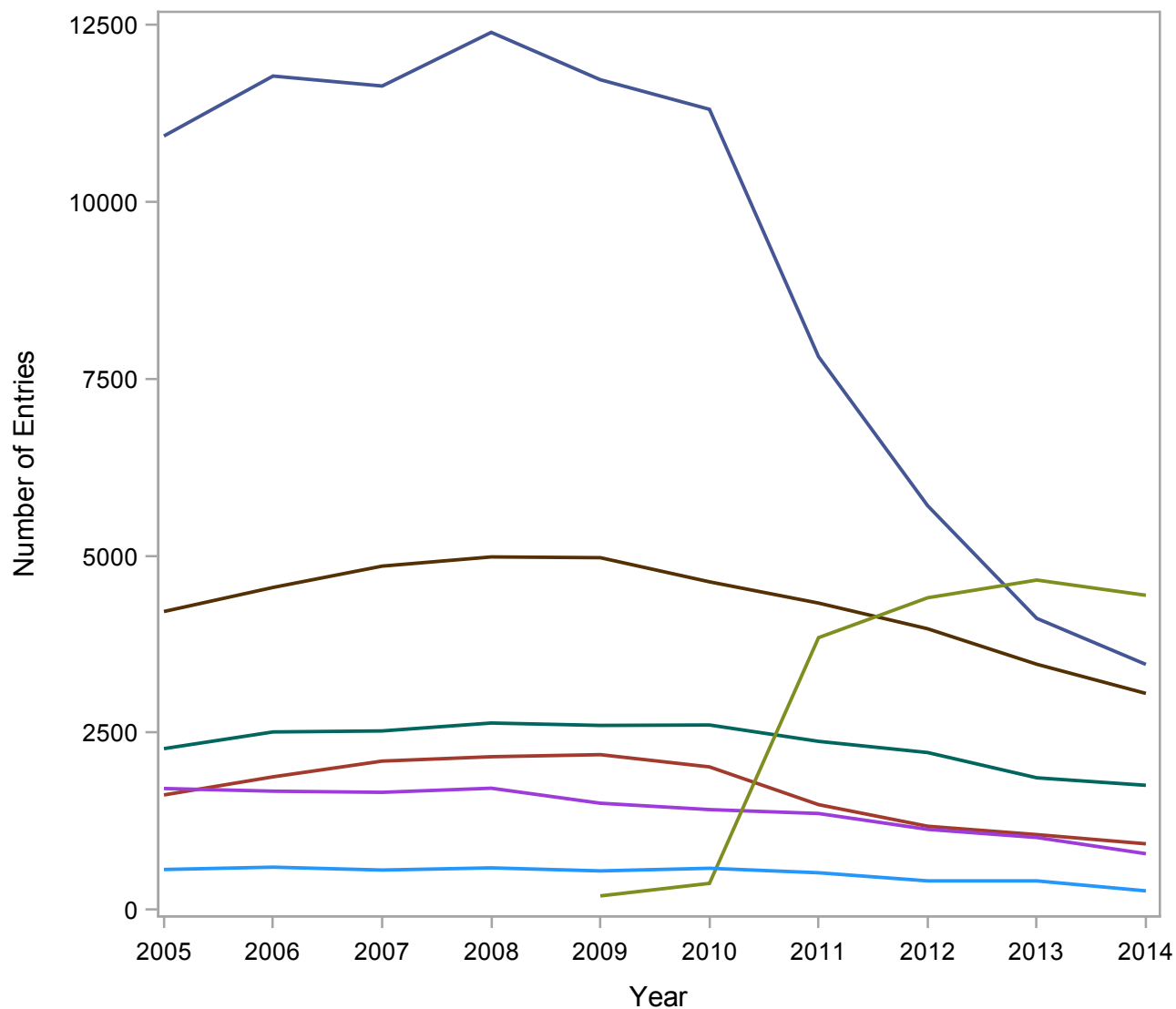
School type	2005	2006	2007	2008	2009	2010	2011	2012	2013	2014
Comprehensive	4149	4446	4568	4723	4670	4415	3252	2691	2397	2213
Grammar	1021	1022	1078	1125	1116	1054	793	762	688	656
Independent	1575	1666	1637	1694	1560	1506	1511	1487	1368	1386
Sixth Form	1596	1719	1790	1828	1772	1716	1811	1759	1664	1570
FE/Tertiary	737	746	781	806	739	699	734	668	585	512
Academy	.	.	.	.	50	178	1585	1802	1814	1719
Other	351	343	297	315	313	236	242	219	244	223

### Cumulative percentage at Grade E by school type



## Numbers of GCE A Level entries in PE/SPORT by school type 2005-2014

School type	2005	2006	2007	2008	2009	2010	2011	2012	2013	2014
Comprehensive	10927	11774	11633	12391	11722	11304	7810	5705	4114	3464
Grammar	1620	1876	2098	2160	2189	2016	1483	1178	1060	930
Independent	2274	2510	2524	2636	2602	2608	2377	2219	1862	1756
Sixth Form	4211	4551	4852	4982	4971	4630	4330	3967	3466	3054
FE/Tertiary	1711	1673	1657	1715	1503	1413	1358	1134	1019	790
Academy	.	.	.	.	194	371	3842	4405	4655	4440
Other	567	600	559	590	547	584	521	406	406	265



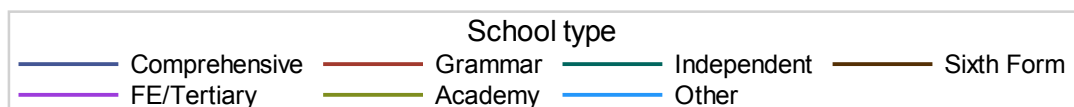
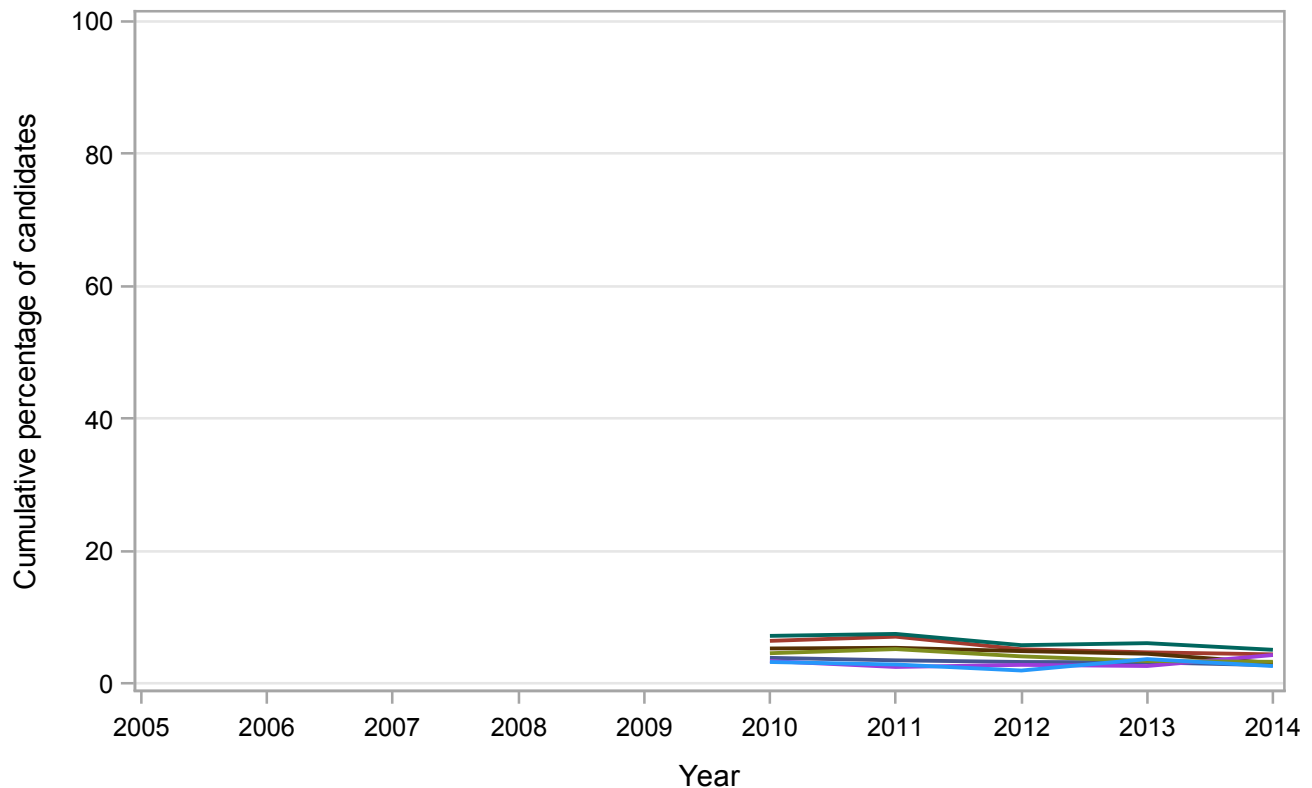
## GCE A Level PE/SPORT Grade A\* by school type 2005-2014 Cumulative Percentages

School type	2005	2006	2007	2008	2009	2010	2011	2012	2013	2014
Comprehensive	.	.	.	.	.	3.9	3.5	3.3	3.2	2.8
Grammar	.	.	.	.	.	6.4	7.1	5.2	4.7	4.4
Independent	.	.	.	.	.	7.2	7.5	5.8	6.1	5.1
Sixth Form	.	.	.	.	.	5.3	5.4	4.9	4.5	3.1
FE/Tertiary	.	.	.	.	.	3.4	2.5	2.8	2.6	4.3
Academy	.	.	.	.	.	4.6	5.2	4.1	3.4	3.3
Other	.	.	.	.	.	3.3	2.9	2.0	3.7	2.6

### Cumulative Numbers

School type	2005	2006	2007	2008	2009	2010	2011	2012	2013	2014
Comprehensive	.	.	.	.	.	439	274	186	132	96
Grammar	.	.	.	.	.	130	105	61	50	41
Independent	.	.	.	.	.	188	178	129	114	90
Sixth Form	.	.	.	.	.	245	234	194	156	95
FE/Tertiary	.	.	.	.	.	48	34	32	27	34
Academy	.	.	.	.	.	17	200	181	158	146
Other	.	.	.	.	.	19	15	8	15	7

### Cumulative percentage at Grade A\* by school type



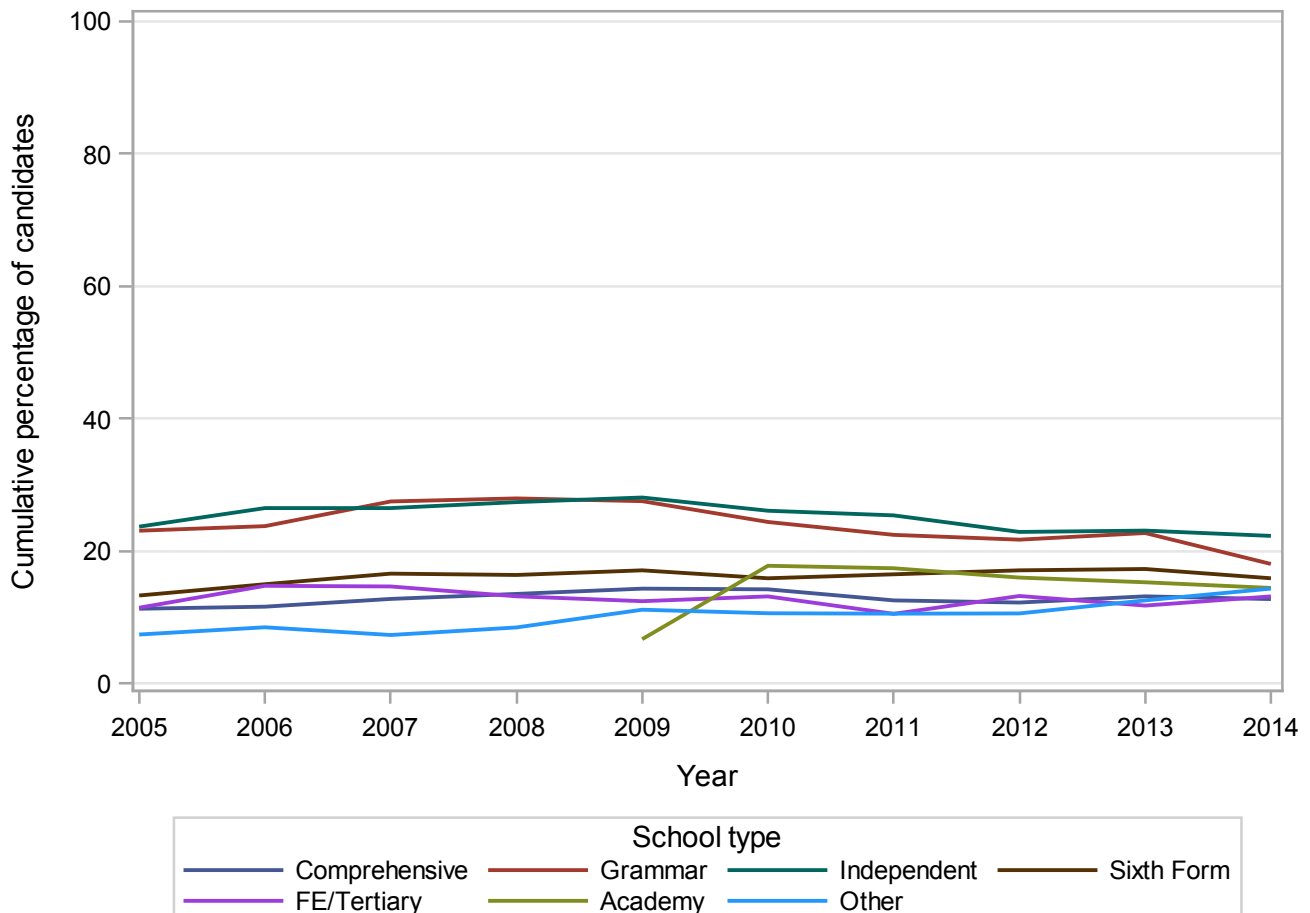
## GCE A Level PE/SPORT Grade A by school type 2005-2014 Cumulative Percentages

School type	2005	2006	2007	2008	2009	2010	2011	2012	2013	2014
Comprehensive	11.3	11.6	12.8	13.5	14.3	14.2	12.6	12.2	13.2	12.8
Grammar	23.1	23.8	27.5	28.0	27.5	24.4	22.5	21.7	22.7	18.1
Independent	23.7	26.5	26.5	27.4	28.1	26.1	25.4	22.9	23.1	22.3
Sixth Form	13.3	15.0	16.6	16.4	17.1	15.9	16.5	17.1	17.3	15.9
FE/Tertiary	11.5	14.8	14.7	13.2	12.4	13.2	10.5	13.2	11.8	13.2
Academy	.	.	.	.	6.7	17.8	17.4	16.0	15.3	14.4
Other	7.4	8.5	7.3	8.5	11.2	10.6	10.6	10.6	12.6	14.3

### Cumulative Numbers

School type	2005	2006	2007	2008	2009	2010	2011	2012	2013	2014
Comprehensive	1235	1367	1487	1677	1680	1609	981	698	542	442
Grammar	374	446	577	604	603	492	333	256	241	168
Independent	539	665	669	722	731	681	604	508	430	392
Sixth Form	560	683	805	817	850	736	714	678	600	486
FE/Tertiary	196	247	243	226	187	186	143	150	120	104
Academy	.	.	.	.	13	66	669	705	712	641
Other	42	51	41	50	61	62	55	43	51	38

### Cumulative percentage at Grade A by school type





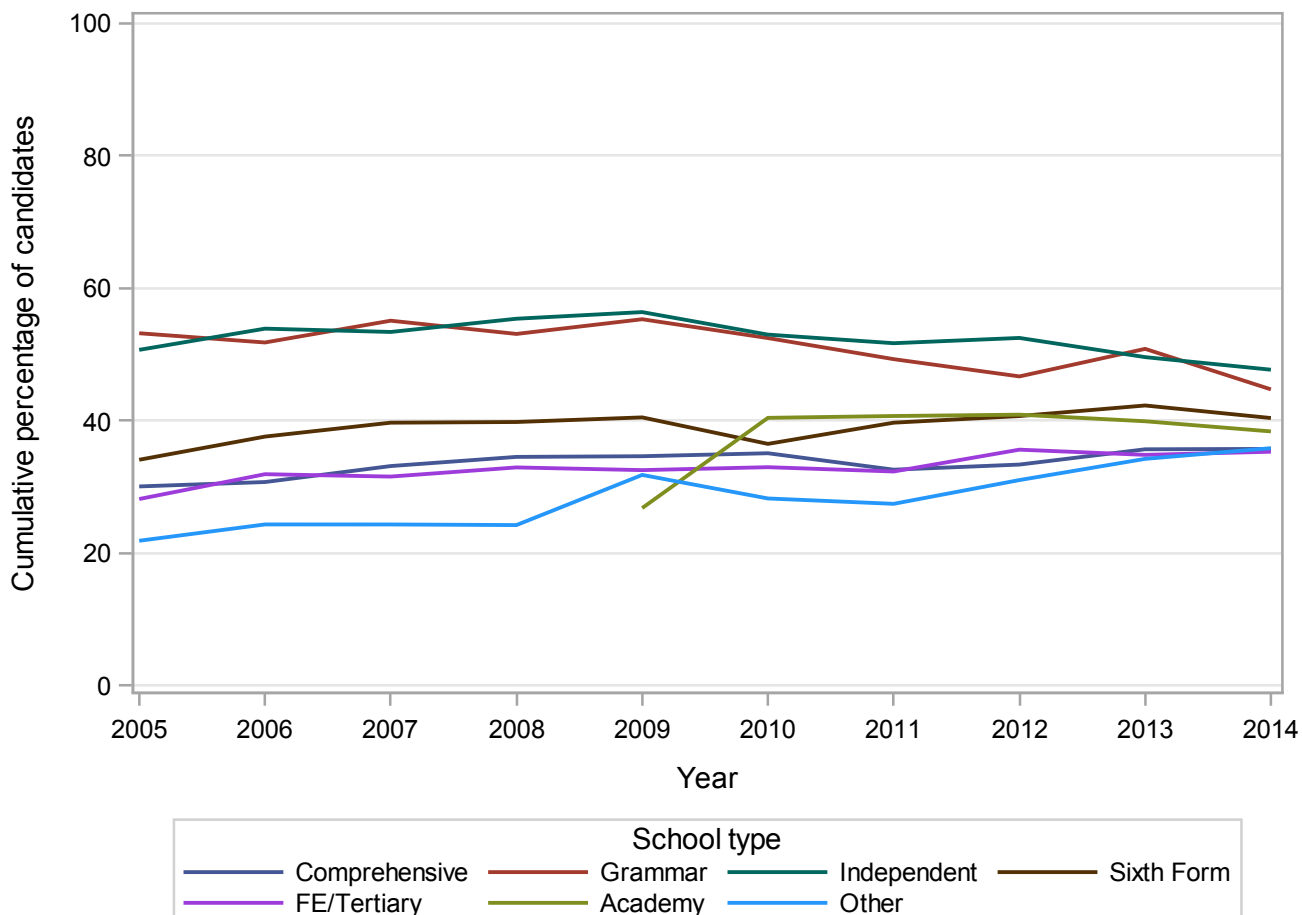
## GCE A Level PE/SPORT Grade B by school type 2005-2014 Cumulative Percentages

School type	2005	2006	2007	2008	2009	2010	2011	2012	2013	2014
Comprehensive	30.1	30.7	33.1	34.5	34.6	35.1	32.6	33.4	35.7	35.7
Grammar	53.2	51.8	55.1	53.1	55.3	52.5	49.3	46.7	50.8	44.7
Independent	50.7	53.9	53.4	55.4	56.4	53.0	51.7	52.5	49.6	47.7
Sixth Form	34.1	37.6	39.7	39.8	40.5	36.5	39.7	40.7	42.3	40.4
FE/Tertiary	28.2	31.9	31.6	32.9	32.5	33.0	32.3	35.6	34.8	35.3
Academy	.	.	.	.	26.8	40.4	40.7	40.9	39.9	38.4
Other	21.9	24.3	24.3	24.2	31.8	28.3	27.4	31.0	34.2	35.8

### Cumulative Numbers

School type	2005	2006	2007	2008	2009	2010	2011	2012	2013	2014
Comprehensive	3286	3619	3856	4279	4060	3966	2546	1904	1468	1238
Grammar	862	972	1156	1147	1211	1058	731	550	539	416
Independent	1153	1353	1348	1460	1468	1382	1229	1165	924	838
Sixth Form	1436	1711	1926	1983	2013	1690	1719	1615	1466	1234
FE/Tertiary	482	534	523	565	489	466	439	404	355	279
Academy	.	.	.	.	52	150	1564	1802	1858	1704
Other	124	146	136	143	174	165	143	126	139	95

### Cumulative percentage at Grade B by school type



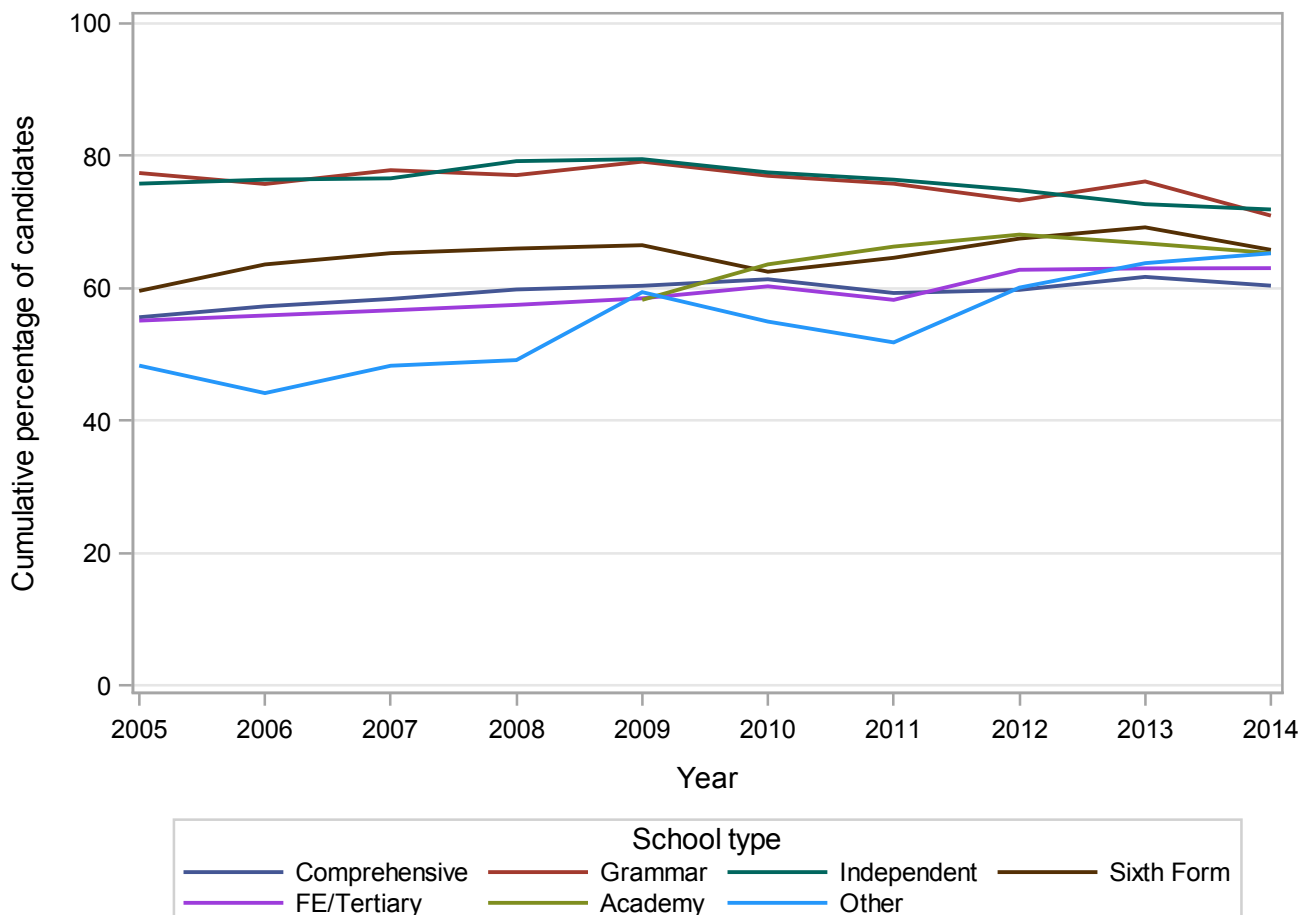
## GCE A Level PE/SPORT Grade C by school type 2005-2014 Cumulative Percentages

School type	2005	2006	2007	2008	2009	2010	2011	2012	2013	2014
Comprehensive	55.6	57.3	58.4	59.8	60.4	61.4	59.3	59.8	61.7	60.4
Grammar	77.4	75.7	77.8	77.1	79.1	77.0	75.8	73.3	76.1	71.0
Independent	75.8	76.4	76.6	79.2	79.5	77.5	76.4	74.8	72.7	71.9
Sixth Form	59.6	63.6	65.3	66.0	66.5	62.5	64.6	67.5	69.2	65.8
FE/Tertiary	55.1	55.9	56.7	57.5	58.5	60.3	58.2	62.8	63.0	63.0
Academy	.	.	.	.	58.2	63.6	66.3	68.1	66.8	65.3
Other	48.3	44.2	48.3	49.2	59.4	55.0	51.8	60.1	63.8	65.3

### Cumulative Numbers

School type	2005	2006	2007	2008	2009	2010	2011	2012	2013	2014
Comprehensive	6078	6743	6792	7412	7077	6936	4630	3409	2539	2092
Grammar	1254	1421	1633	1665	1732	1552	1124	863	807	660
Independent	1724	1918	1933	2088	2069	2021	1816	1660	1354	1263
Sixth Form	2510	2894	3168	3288	3306	2894	2797	2678	2398	2010
FE/Tertiary	943	935	939	986	879	852	791	712	642	498
Academy	.	.	.	.	113	236	2547	3000	3109	2900
Other	274	265	270	290	325	321	270	244	259	173

### Cumulative percentage at Grade C by school type



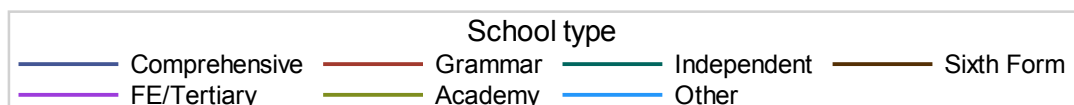
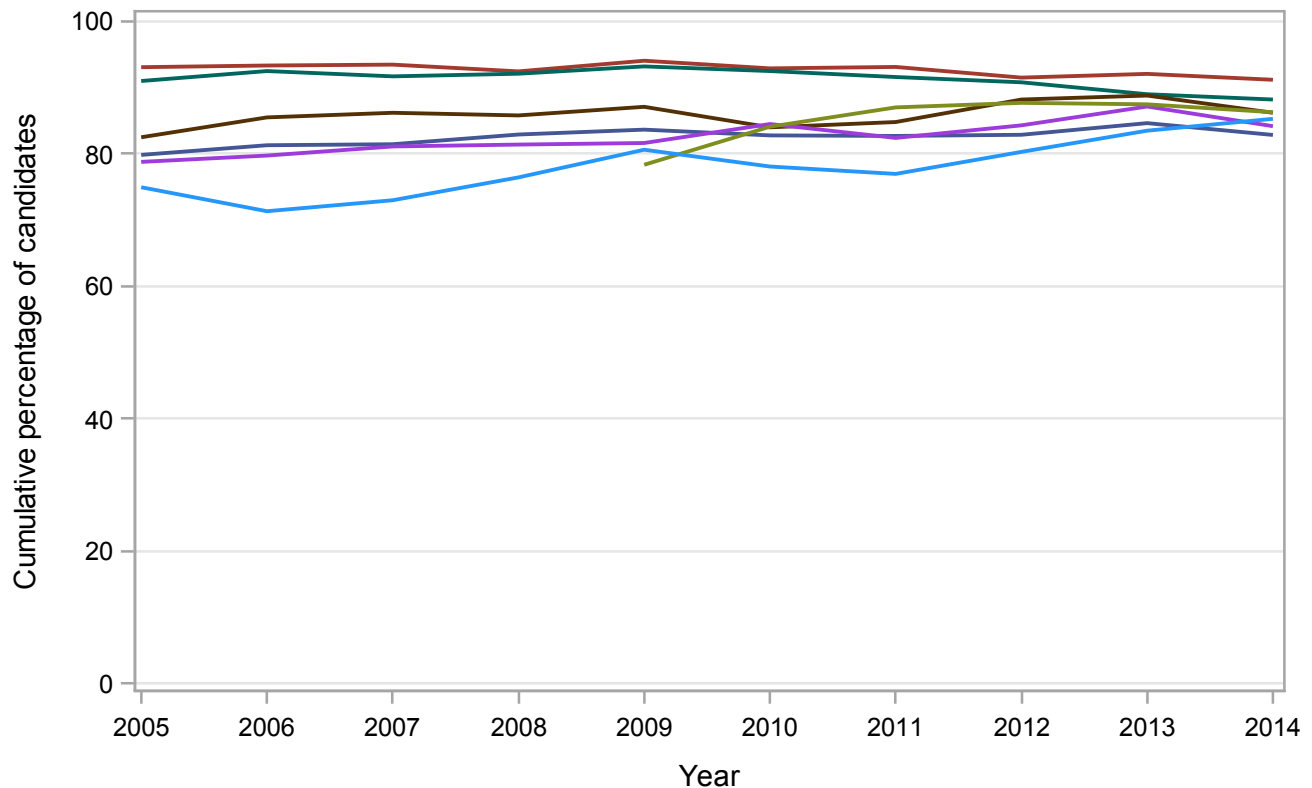
## GCE A Level PE/SPORT Grade D by school type 2005-2014 Cumulative Percentages

School type	2005	2006	2007	2008	2009	2010	2011	2012	2013	2014
Comprehensive	79.8	81.3	81.4	82.9	83.7	82.8	82.7	82.9	84.6	82.9
Grammar	93.1	93.3	93.5	92.5	94.1	92.9	93.1	91.5	92.1	91.2
Independent	91.0	92.5	91.7	92.1	93.2	92.5	91.6	90.8	89.0	88.2
Sixth Form	82.5	85.5	86.2	85.8	87.1	84.0	84.8	88.2	88.8	86.2
FE/Tertiary	78.8	79.7	81.1	81.4	81.6	84.5	82.4	84.3	87.1	84.2
Academy	.	.	.	.	78.4	84.1	87.0	87.7	87.5	86.3
Other	75.0	71.3	73.0	76.4	80.6	78.1	77.0	80.3	83.5	85.3

### Cumulative Numbers

School type	2005	2006	2007	2008	2009	2010	2011	2012	2013	2014
Comprehensive	8724	9572	9475	10274	9806	9358	6459	4728	3482	2870
Grammar	1508	1751	1961	1997	2059	1873	1381	1078	976	848
Independent	2069	2322	2315	2428	2425	2412	2177	2015	1657	1549
Sixth Form	3474	3891	4182	4275	4330	3889	3672	3499	3078	2633
FE/Tertiary	1348	1334	1344	1396	1227	1194	1119	956	888	665
Academy	.	.	.	.	152	312	3343	3863	4072	3831
Other	425	428	408	451	441	456	401	326	339	226

### Cumulative percentage at Grade D by school type



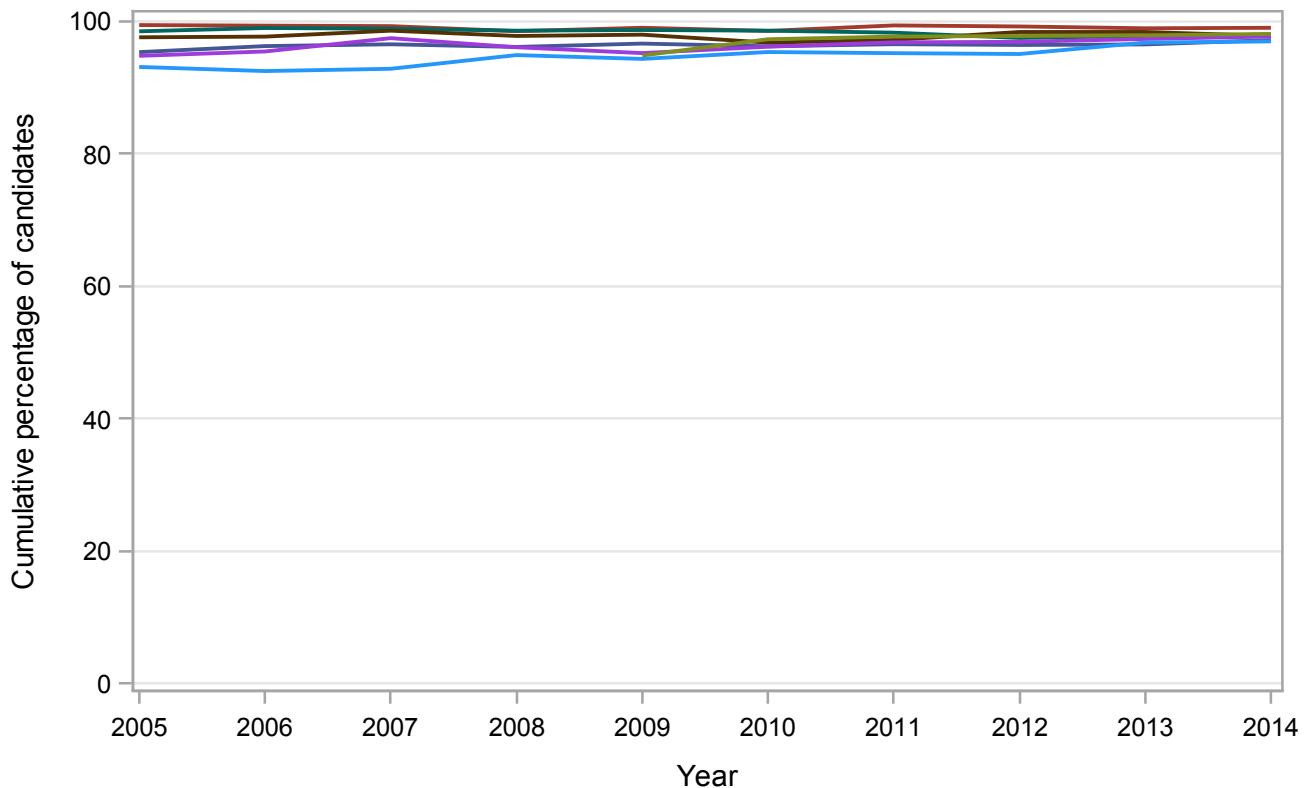
## GCE A Level PE/SPORT Grade E by school type 2005-2014 Cumulative Percentages

School type	2005	2006	2007	2008	2009	2010	2011	2012	2013	2014
Comprehensive	95.4	96.3	96.5	96.1	96.6	96.2	96.6	96.4	96.5	97.2
Grammar	99.4	99.4	99.3	98.5	99.0	98.6	99.4	99.2	99.0	99.0
Independent	98.5	99.0	98.9	98.6	98.7	98.6	98.3	97.5	97.8	98.0
Sixth Form	97.6	97.7	98.6	97.8	98.0	96.8	97.2	98.4	98.4	97.8
FE/Tertiary	94.8	95.5	97.5	96.1	95.2	96.2	96.8	96.9	97.4	97.7
Academy	.	.	.	.	94.8	97.3	97.7	97.8	97.9	98.1
Other	93.1	92.5	92.8	94.9	94.3	95.4	95.2	95.1	96.8	97.0

### Cumulative Numbers

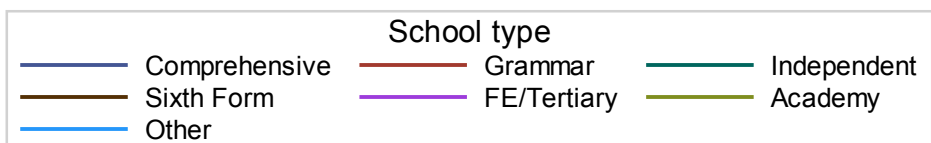
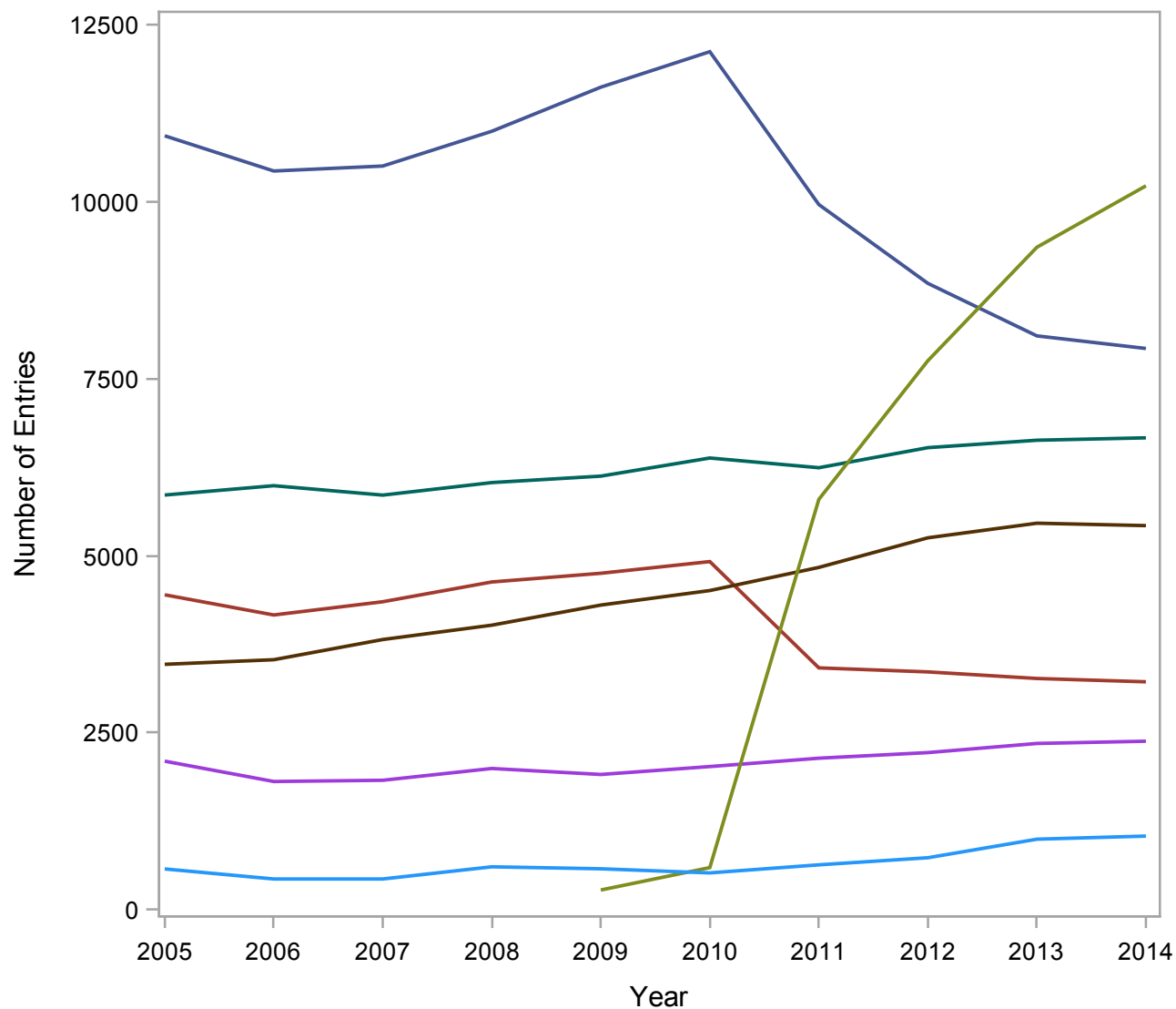
School type	2005	2006	2007	2008	2009	2010	2011	2012	2013	2014
Comprehensive	10420	11335	11231	11913	11329	10879	7541	5502	3971	3366
Grammar	1611	1864	2083	2128	2168	1987	1474	1169	1049	921
Independent	2240	2485	2496	2599	2568	2571	2337	2164	1821	1721
Sixth Form	4110	4446	4784	4872	4872	4482	4209	3904	3411	2987
FE/Tertiary	1622	1597	1615	1648	1431	1359	1315	1099	992	772
Academy	.	.	.	.	184	361	3754	4308	4557	4356
Other	528	555	519	560	516	557	496	386	393	257

### Cumulative percentage at Grade E by school type



## Numbers of GCE A Level entries in PHYSICS by school type 2005-2014

School type	2005	2006	2007	2008	2009	2010	2011	2012	2013	2014
Comprehensive	10930	10433	10503	10994	11617	12118	9959	8846	8104	7926
Grammar	4447	4162	4349	4628	4751	4916	3415	3358	3265	3218
Independent	5856	5988	5855	6032	6123	6379	6242	6525	6630	6664
Sixth Form	3465	3530	3815	4018	4302	4507	4834	5252	5458	5424
FE/Tertiary	2097	1810	1827	1994	1909	2021	2139	2218	2347	2379
Academy	.	.	.	.	277	594	5795	7753	9356	10223
Other	575	433	433	605	577	519	633	733	995	1039



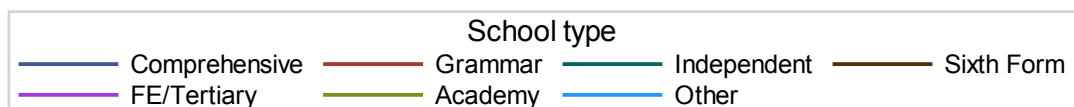
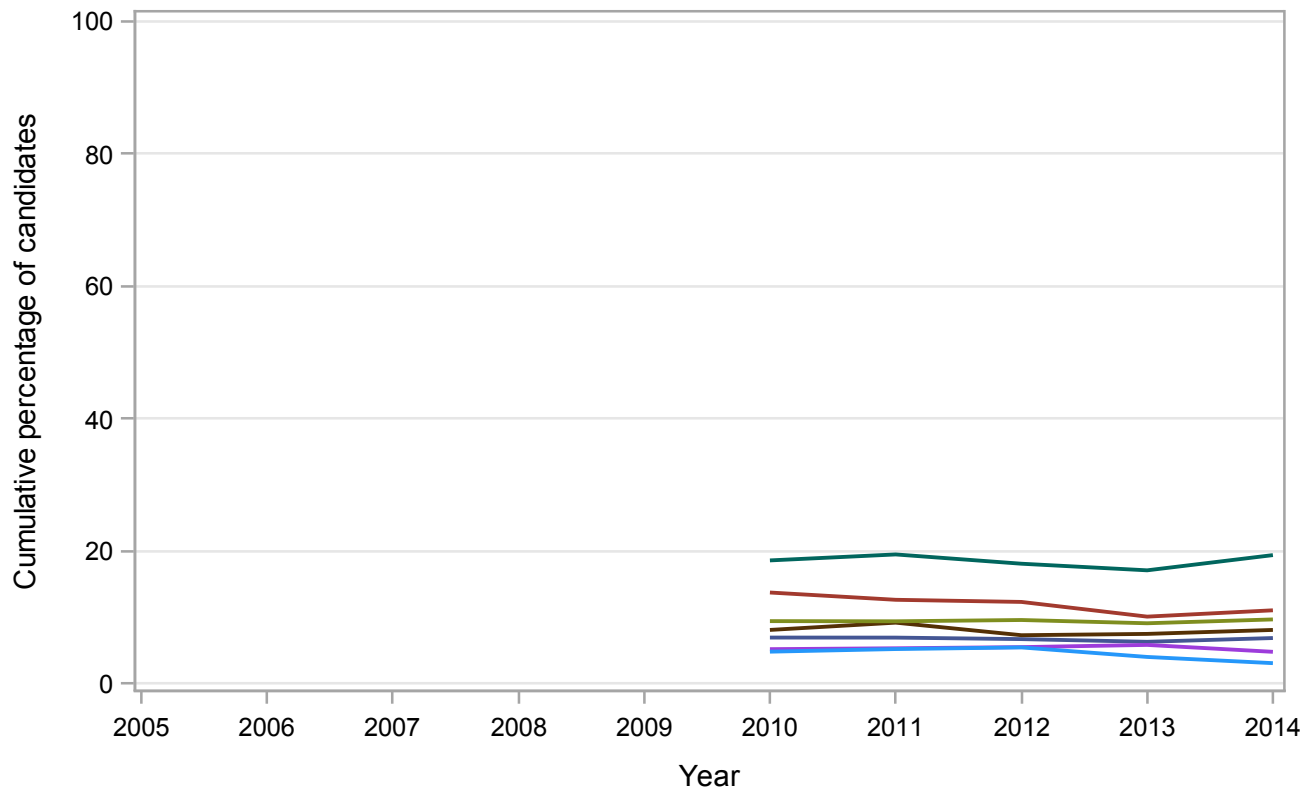
## GCE A Level PHYSICS Grade A\* by school type 2005-2014 Cumulative Percentages

School type	2005	2006	2007	2008	2009	2010	2011	2012	2013	2014
Comprehensive	.	.	.	.	.	6.9	6.9	6.7	6.3	6.9
Grammar	.	.	.	.	.	13.8	12.7	12.3	10.1	11.1
Independent	.	.	.	.	.	18.6	19.5	18.1	17.1	19.4
Sixth Form	.	.	.	.	.	8.1	9.2	7.3	7.5	8.1
FE/Tertiary	.	.	.	.	.	5.2	5.3	5.5	5.8	4.8
Academy	.	.	.	.	.	9.4	9.4	9.6	9.1	9.7
Other	.	.	.	.	.	4.8	5.2	5.5	4.0	3.1

### Cumulative Numbers

School type	2005	2006	2007	2008	2009	2010	2011	2012	2013	2014
Comprehensive	.	.	.	.	.	842	691	594	511	545
Grammar	.	.	.	.	.	676	432	414	330	356
Independent	.	.	.	.	.	1186	1217	1181	1134	1293
Sixth Form	.	.	.	.	.	365	445	383	409	439
FE/Tertiary	.	.	.	.	.	105	114	122	137	114
Academy	.	.	.	.	.	56	545	744	852	990
Other	.	.	.	.	.	25	33	40	40	32

### Cumulative percentage at Grade A\* by school type



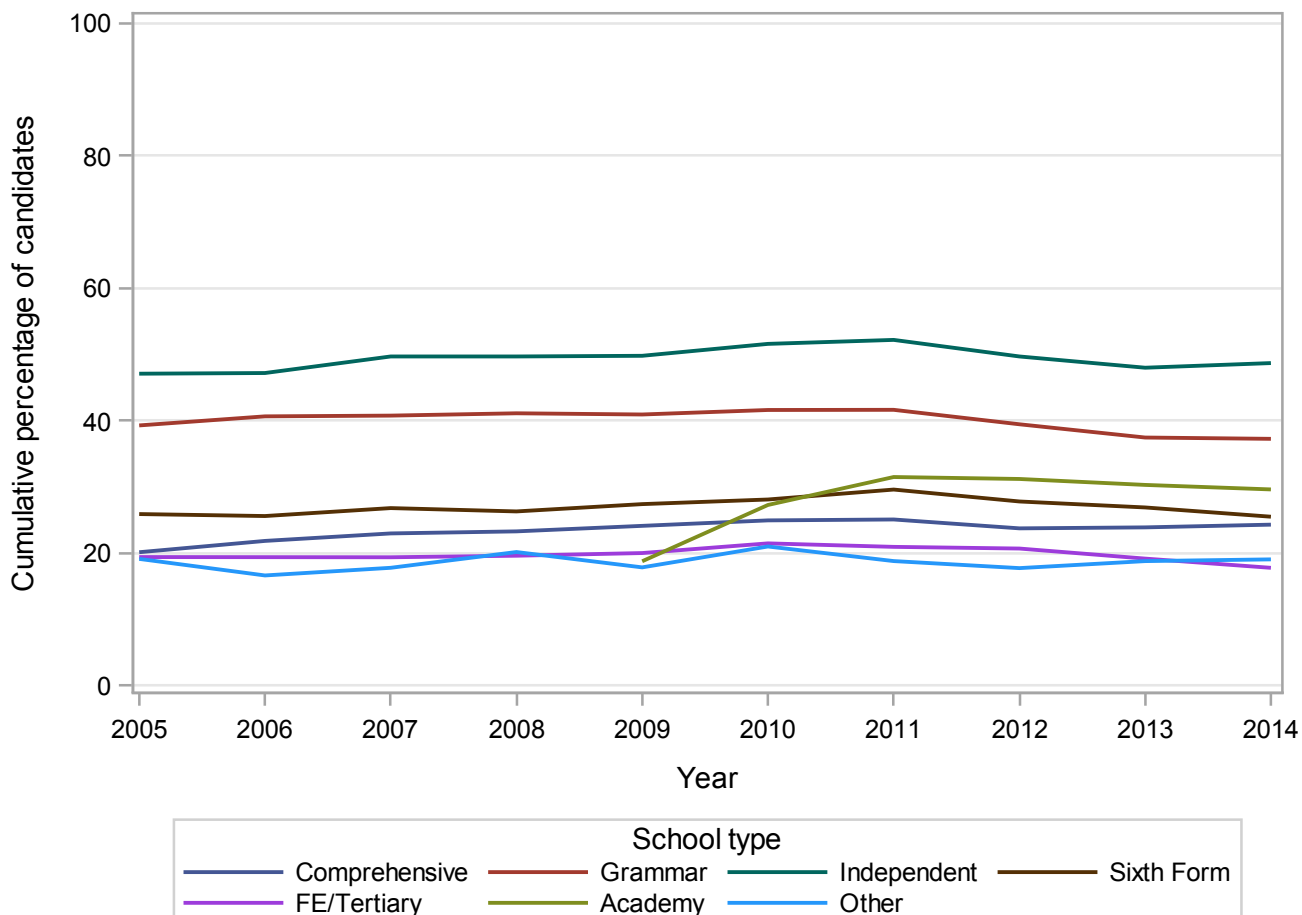
## GCE A Level PHYSICS Grade A by school type 2005-2014 Cumulative Percentages

School type	2005	2006	2007	2008	2009	2010	2011	2012	2013	2014
Comprehensive	20.1	21.8	23.0	23.3	24.1	24.9	25.1	23.7	23.9	24.3
Grammar	39.3	40.7	40.8	41.1	40.9	41.6	41.6	39.5	37.5	37.3
Independent	47.1	47.2	49.7	49.7	49.8	51.6	52.2	49.7	48.0	48.7
Sixth Form	25.9	25.6	26.8	26.3	27.4	28.1	29.6	27.8	26.9	25.5
FE/Tertiary	19.4	19.4	19.4	19.6	20.0	21.5	20.9	20.7	19.2	17.8
Academy	.	.	.	.	18.8	27.3	31.5	31.2	30.3	29.6
Other	19.1	16.6	17.8	20.2	17.9	21.0	18.8	17.7	18.8	19.1

### Cumulative Numbers

School type	2005	2006	2007	2008	2009	2010	2011	2012	2013	2014
Comprehensive	2201	2279	2413	2560	2802	3023	2498	2100	1936	1926
Grammar	1747	1692	1773	1903	1945	2046	1422	1325	1223	1199
Independent	2758	2826	2910	2998	3049	3292	3258	3243	3182	3245
Sixth Form	897	904	1022	1057	1179	1266	1431	1460	1468	1383
FE/Tertiary	407	351	354	391	382	434	448	459	450	423
Academy	.	.	.	.	52	162	1825	2419	2835	3028
Other	110	72	77	122	103	109	119	130	187	198

### Cumulative percentage at Grade A by school type



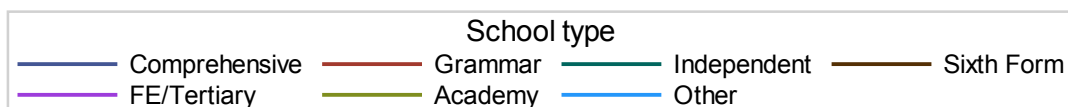
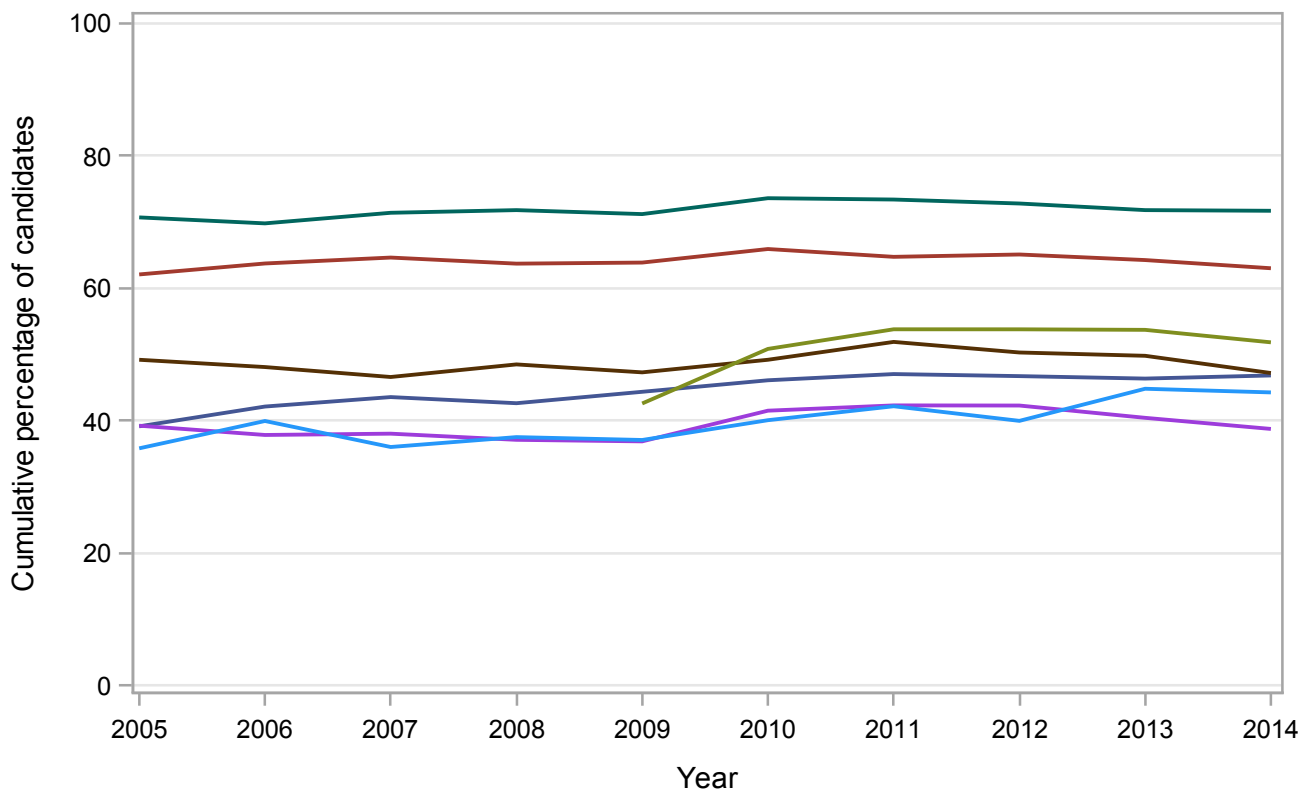
## GCE A Level PHYSICS Grade B by school type 2005-2014 Cumulative Percentages

School type	2005	2006	2007	2008	2009	2010	2011	2012	2013	2014
Comprehensive	39.1	42.1	43.6	42.6	44.4	46.1	47.0	46.7	46.4	46.8
Grammar	62.1	63.7	64.6	63.7	63.9	65.9	64.7	65.1	64.3	63.0
Independent	70.7	69.8	71.4	71.8	71.2	73.6	73.4	72.8	71.8	71.7
Sixth Form	49.2	48.1	46.6	48.5	47.3	49.2	51.9	50.3	49.8	47.2
FE/Tertiary	39.2	37.8	38.0	37.1	36.9	41.5	42.3	42.3	40.4	38.8
Academy	.	.	.	.	42.6	50.8	53.8	53.8	53.7	51.8
Other	35.8	40.0	36.0	37.5	37.1	40.1	42.2	40.0	44.8	44.3

### Cumulative Numbers

School type	2005	2006	2007	2008	2009	2010	2011	2012	2013	2014
Comprehensive	4279	4396	4576	4688	5154	5587	4685	4134	3757	3712
Grammar	2761	2653	2811	2949	3035	3241	2211	2186	2098	2028
Independent	4140	4180	4180	4331	4360	4695	4582	4750	4760	4778
Sixth Form	1705	1698	1778	1949	2035	2217	2509	2642	2718	2560
FE/Tertiary	823	685	695	740	704	839	905	938	949	922
Academy	.	.	.	.	118	302	3118	4171	5026	5299
Other	206	173	156	227	214	208	267	293	446	460

### Cumulative percentage at Grade B by school type





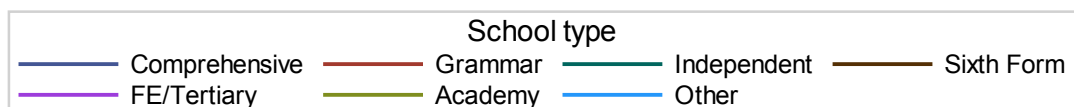
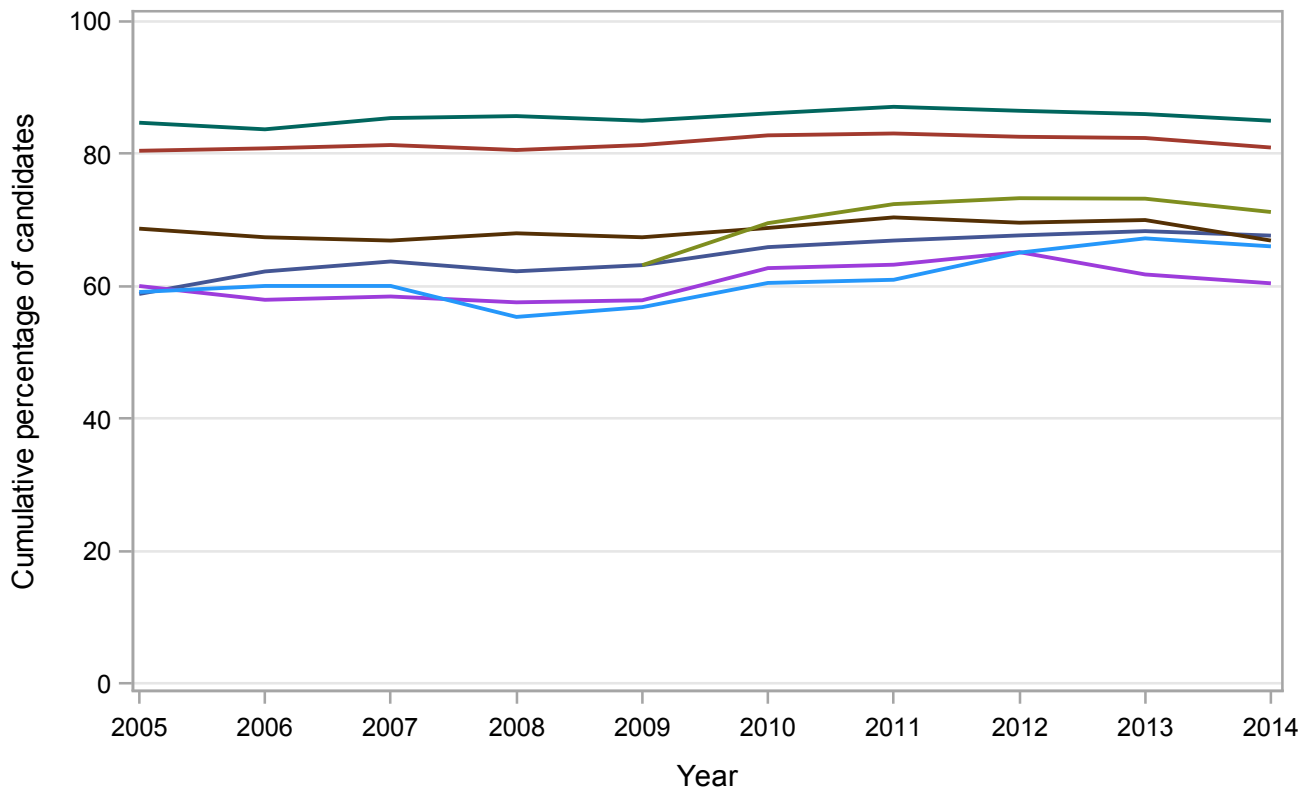
## GCE A Level PHYSICS Grade C by school type 2005-2014 Cumulative Percentages

School type	2005	2006	2007	2008	2009	2010	2011	2012	2013	2014
Comprehensive	58.8	62.2	63.7	62.3	63.2	65.9	66.9	67.7	68.3	67.7
Grammar	80.5	80.8	81.3	80.6	81.3	82.8	83.1	82.6	82.4	81.0
Independent	84.7	83.7	85.4	85.7	85.0	86.1	87.1	86.5	86.0	85.0
Sixth Form	68.7	67.4	66.9	68.0	67.4	68.8	70.4	69.6	70.0	66.9
FE/Tertiary	60.0	58.0	58.5	57.6	57.9	62.7	63.3	65.1	61.8	60.4
Academy	.	.	.	.	63.2	69.5	72.4	73.3	73.2	71.2
Other	59.1	60.0	60.0	55.4	56.8	60.5	61.0	65.1	67.2	66.0

### Cumulative Numbers

School type	2005	2006	2007	2008	2009	2010	2011	2012	2013	2014
Comprehensive	6431	6493	6695	6845	7341	7987	6663	5987	5537	5362
Grammar	3578	3364	3537	3729	3864	4070	2837	2773	2690	2605
Independent	4960	5012	5000	5169	5205	5492	5437	5644	5702	5664
Sixth Form	2380	2379	2552	2732	2900	3101	3403	3655	3821	3629
FE/Tertiary	1259	1049	1068	1148	1105	1268	1353	1445	1450	1438
Academy	.	.	.	.	175	413	4196	5683	6851	7280
Other	340	260	260	335	328	314	386	477	669	686

### Cumulative percentage at Grade C by school type



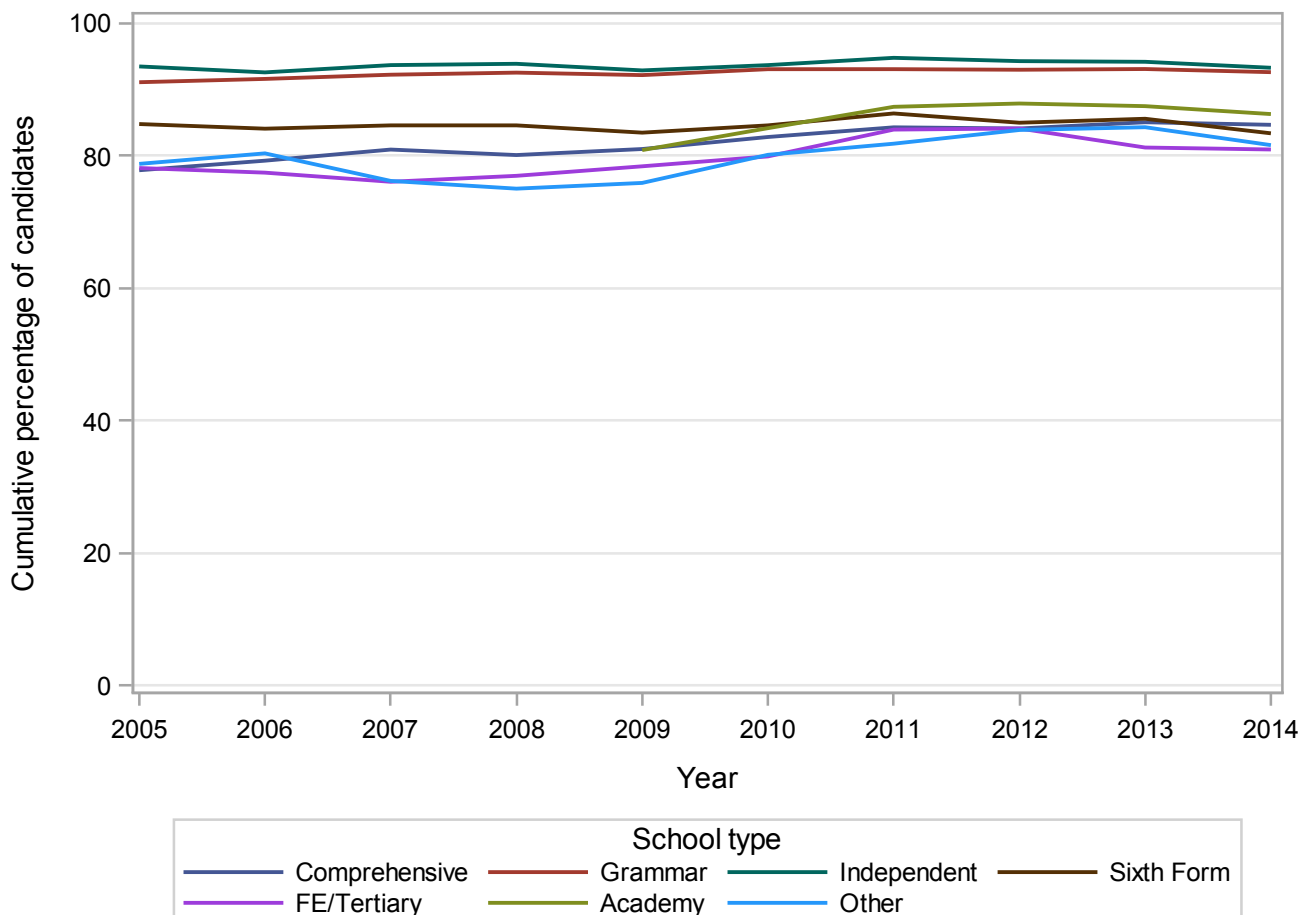
## GCE A Level PHYSICS Grade D by school type 2005-2014 Cumulative Percentages

School type	2005	2006	2007	2008	2009	2010	2011	2012	2013	2014
Comprehensive	77.8	79.3	80.9	80.1	81.0	82.8	84.3	84.1	85.1	84.7
Grammar	91.1	91.6	92.3	92.6	92.2	93.1	93.1	93.0	93.1	92.6
Independent	93.5	92.6	93.7	93.9	92.9	93.7	94.8	94.3	94.2	93.3
Sixth Form	84.8	84.1	84.6	84.6	83.5	84.6	86.4	85.0	85.6	83.4
FE/Tertiary	78.2	77.5	76.1	77.0	78.4	79.9	84.0	84.1	81.3	81.0
Academy	.	.	.	.	80.9	84.2	87.4	87.9	87.5	86.3
Other	78.8	80.4	76.2	75.0	75.9	80.2	81.8	83.9	84.3	81.6

### Cumulative Numbers

School type	2005	2006	2007	2008	2009	2010	2011	2012	2013	2014
Comprehensive	8506	8270	8502	8808	9413	10039	8396	7442	6894	6712
Grammar	4052	3813	4012	4284	4380	4576	3179	3123	3040	2981
Independent	5475	5545	5486	5664	5688	5977	5917	6153	6245	6218
Sixth Form	2938	2969	3227	3399	3592	3813	4177	4464	4672	4524
FE/Tertiary	1639	1402	1390	1535	1497	1615	1796	1866	1907	1926
Academy	.	.	.	.	224	500	5065	6815	8187	8823
Other	453	348	330	454	438	416	518	615	839	848

### Cumulative percentage at Grade D by school type



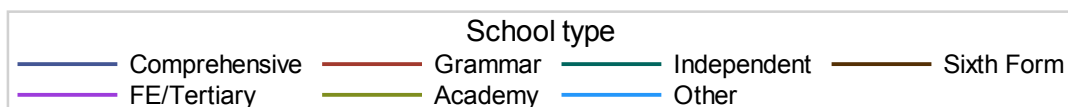
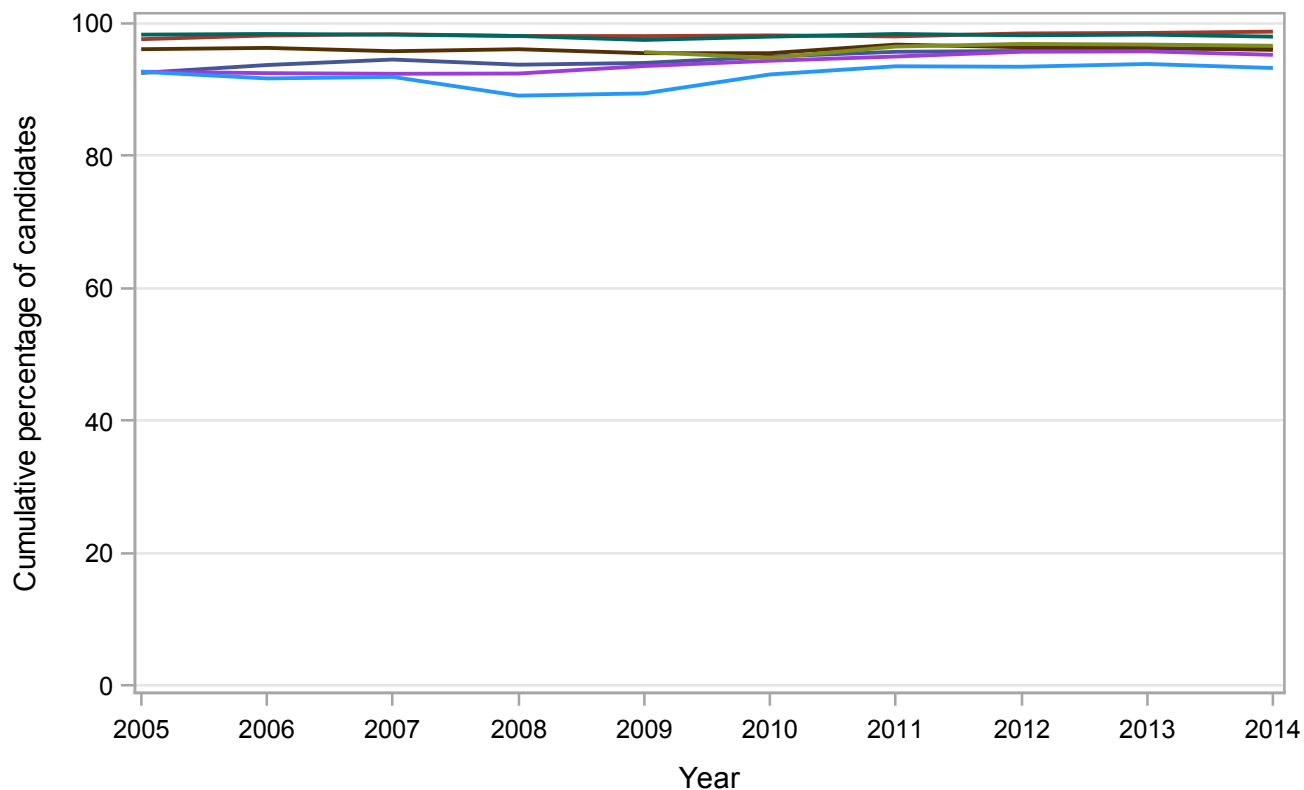
## GCE A Level PHYSICS Grade E by school type 2005-2014 Cumulative Percentages

School type	2005	2006	2007	2008	2009	2010	2011	2012	2013	2014
Comprehensive	92.5	93.7	94.5	93.8	94.0	95.0	95.7	95.8	96.2	96.2
Grammar	97.6	98.2	98.4	98.1	98.1	98.2	98.0	98.5	98.6	98.8
Independent	98.3	98.4	98.3	98.1	97.5	98.0	98.4	98.2	98.3	98.0
Sixth Form	96.1	96.3	95.8	96.1	95.5	95.5	96.8	96.4	96.3	96.0
FE/Tertiary	92.7	92.5	92.4	92.4	93.6	94.4	95.0	95.7	95.8	95.3
Academy	.	.	.	.	95.7	94.8	96.5	96.9	96.8	96.6
Other	92.7	91.7	91.9	89.1	89.4	92.3	93.5	93.5	93.9	93.3

### Cumulative Numbers

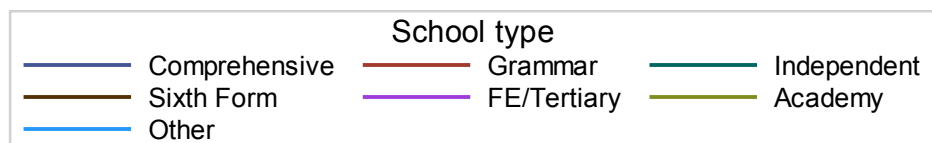
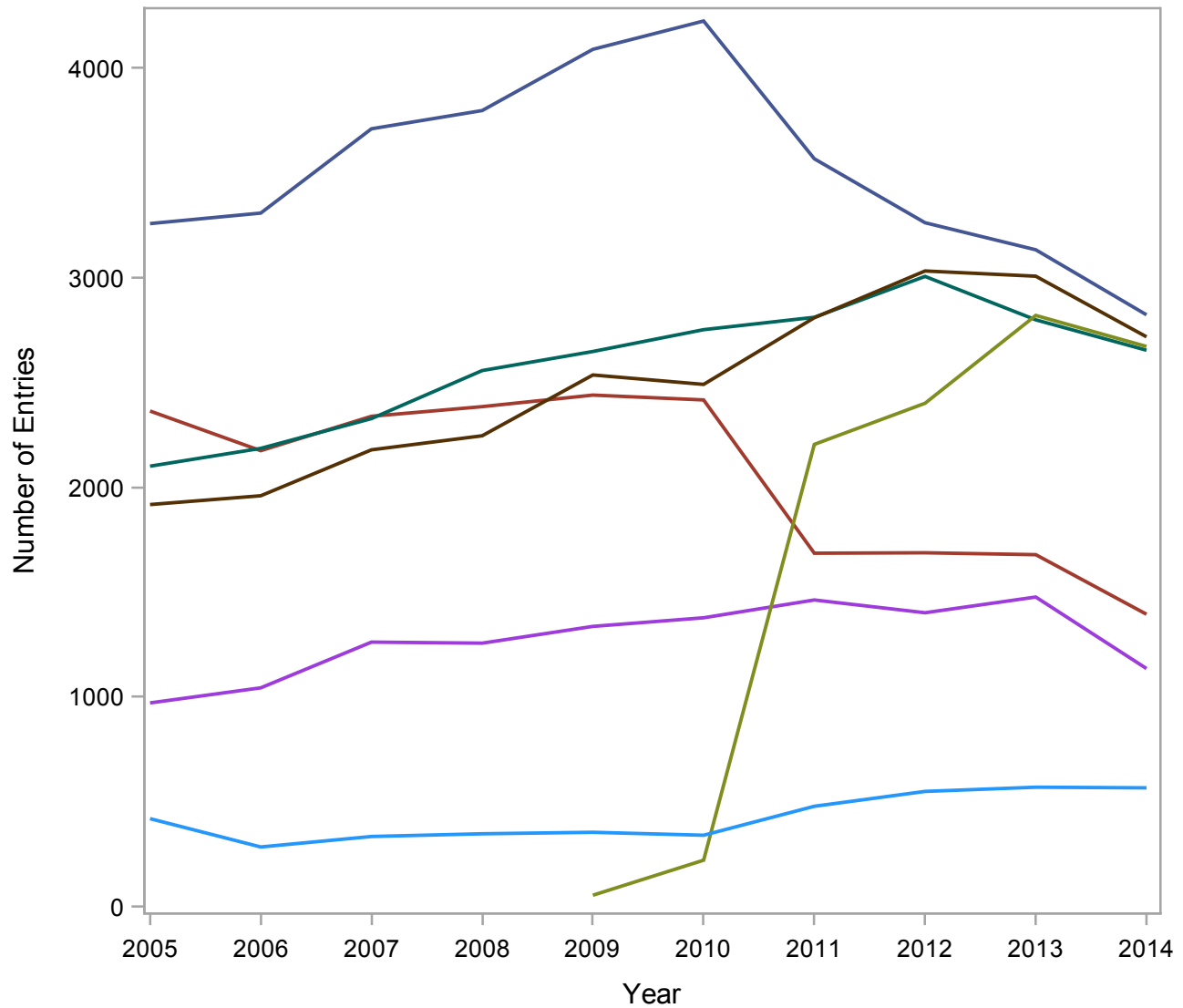
School type	2005	2006	2007	2008	2009	2010	2011	2012	2013	2014
Comprehensive	10112	9777	9930	10308	10923	11510	9532	8478	7793	7625
Grammar	4341	4086	4278	4540	4660	4827	3348	3307	3218	3178
Independent	5756	5892	5755	5917	5970	6251	6142	6408	6517	6531
Sixth Form	3330	3399	3655	3861	4108	4304	4679	5063	5256	5207
FE/Tertiary	1944	1674	1688	1843	1786	1907	2032	2123	2248	2266
Academy	.	.	.	.	265	563	5592	7513	9057	9878
Other	533	397	398	539	516	479	592	685	934	969

### Cumulative percentage at Grade E by school type



## Numbers of GCE A Level entries in POLITICAL STUDIES by school type 2005-2014

School type	2005	2006	2007	2008	2009	2010	2011	2012	2013	2014
Comprehensive	3258	3308	3710	3797	4089	4224	3567	3262	3133	2823
Grammar	2364	2175	2339	2385	2440	2417	1686	1688	1679	1395
Independent	2101	2186	2328	2557	2648	2752	2811	3006	2799	2654
Sixth Form	1918	1960	2179	2246	2536	2491	2809	3032	3007	2718
FE/Tertiary	972	1044	1262	1257	1337	1378	1463	1402	1477	1136
Academy	.	.	.	.	55	222	2205	2401	2820	2672
Other	420	285	335	348	355	341	479	550	570	567



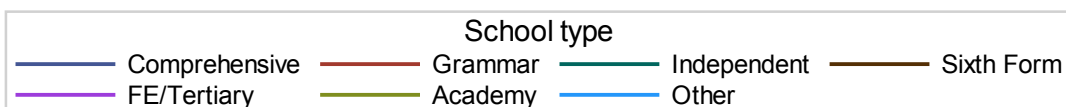
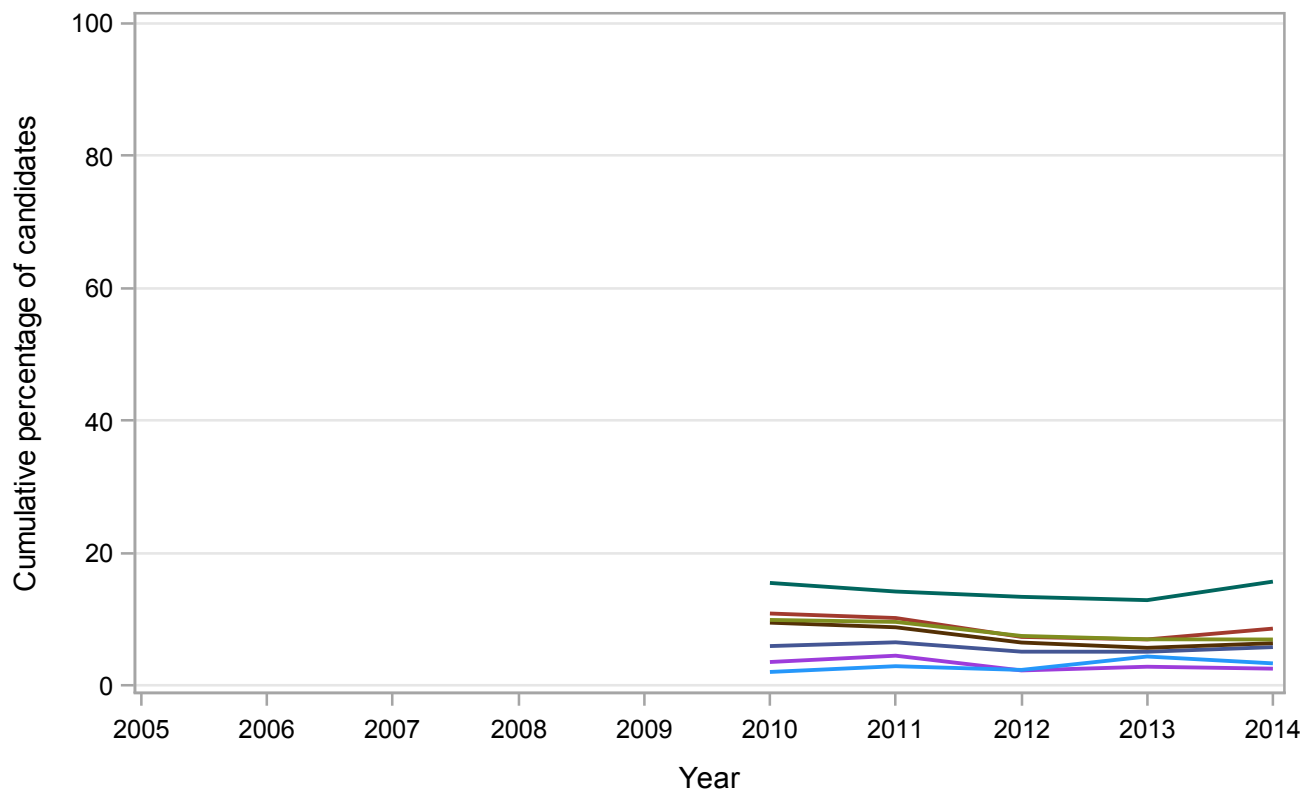
## GCE A Level POLITICAL STUDIES Grade A\* by school type 2005-2014 Cumulative Percentages

School type	2005	2006	2007	2008	2009	2010	2011	2012	2013	2014
Comprehensive	.	.	.	.	.	6.0	6.5	5.1	5.1	5.8
Grammar	.	.	.	.	.	10.9	10.2	7.3	7.0	8.6
Independent	.	.	.	.	.	15.5	14.2	13.4	12.9	15.7
Sixth Form	.	.	.	.	.	9.5	8.8	6.5	5.7	6.4
FE/Tertiary	.	.	.	.	.	3.6	4.5	2.3	2.8	2.6
Academy	.	.	.	.	.	9.9	9.6	7.5	7.0	7.0
Other	.	.	.	.	.	2.1	2.9	2.4	4.4	3.4

### Cumulative Numbers

School type	2005	2006	2007	2008	2009	2010	2011	2012	2013	2014
Comprehensive	.	.	.	.	.	252	233	167	160	164
Grammar	.	.	.	.	.	263	172	124	117	120
Independent	.	.	.	.	.	427	399	403	361	417
Sixth Form	.	.	.	.	.	237	247	197	171	174
FE/Tertiary	.	.	.	.	.	49	66	32	42	29
Academy	.	.	.	.	.	22	212	180	197	186
Other	.	.	.	.	.	7	14	13	25	19

### Cumulative percentage at Grade A\* by school type



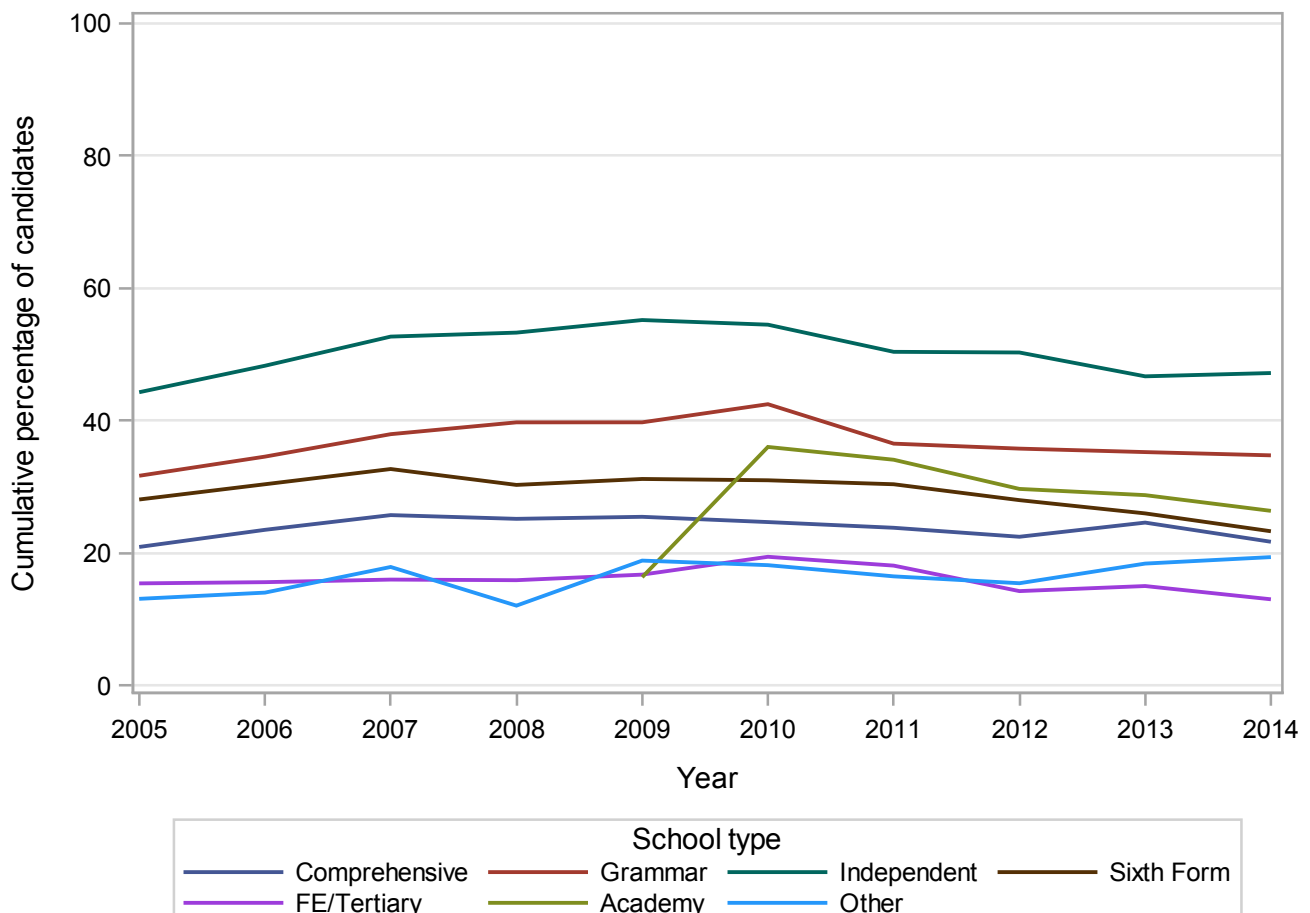
## GCE A Level POLITICAL STUDIES Grade A by school type 2005-2014 Cumulative Percentages

School type	2005	2006	2007	2008	2009	2010	2011	2012	2013	2014
Comprehensive	20.9	23.5	25.7	25.2	25.5	24.7	23.8	22.5	24.6	21.7
Grammar	31.7	34.6	38.0	39.7	39.8	42.5	36.5	35.8	35.3	34.8
Independent	44.3	48.3	52.7	53.3	55.2	54.5	50.4	50.3	46.7	47.2
Sixth Form	28.1	30.4	32.7	30.3	31.2	31.0	30.4	28.0	26.0	23.3
FE/Tertiary	15.4	15.6	16.0	15.9	16.8	19.4	18.1	14.3	15.0	13.0
Academy	.	.	.	.	16.4	36.0	34.1	29.7	28.8	26.4
Other	13.1	14.0	17.9	12.1	18.9	18.2	16.5	15.5	18.4	19.4

### Cumulative Numbers

School type	2005	2006	2007	2008	2009	2010	2011	2012	2013	2014
Comprehensive	682	778	955	956	1042	1043	850	733	771	613
Grammar	749	752	888	948	970	1027	616	604	592	485
Independent	931	1056	1227	1363	1462	1500	1417	1512	1307	1253
Sixth Form	539	596	713	681	791	772	854	849	782	633
FE/Tertiary	150	163	202	200	224	268	265	200	222	148
Academy	.	.	.	.	9	80	752	713	811	705
Other	55	40	60	42	67	62	79	85	105	110

### Cumulative percentage at Grade A by school type



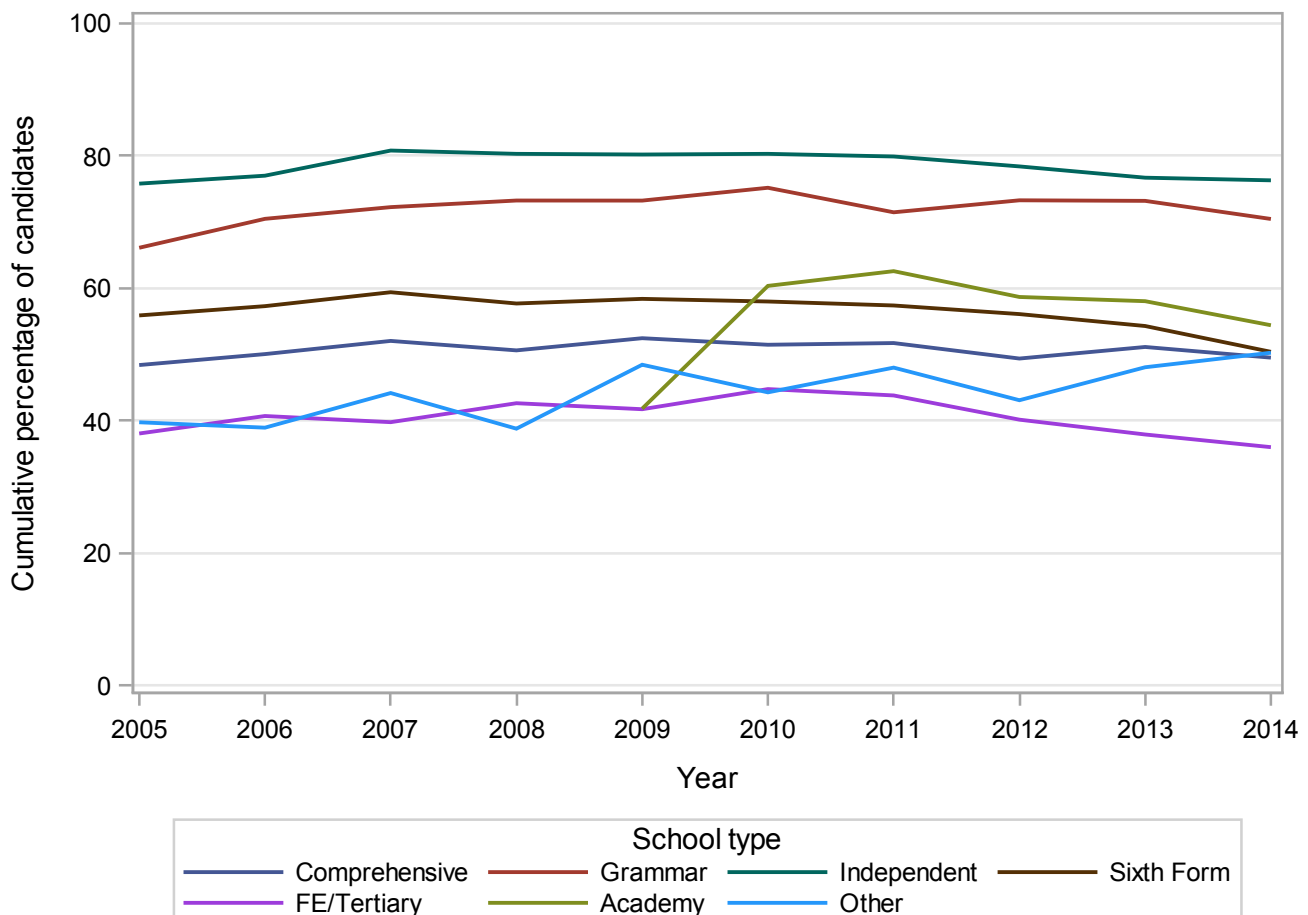
## GCE A Level POLITICAL STUDIES Grade B by school type 2005-2014 Cumulative Percentages

School type	2005	2006	2007	2008	2009	2010	2011	2012	2013	2014
Comprehensive	48.4	50.1	52.0	50.6	52.5	51.5	51.7	49.4	51.1	49.5
Grammar	66.1	70.5	72.3	73.2	73.2	75.2	71.5	73.3	73.2	70.5
Independent	75.8	77.0	80.8	80.3	80.2	80.3	79.9	78.4	76.7	76.3
Sixth Form	55.9	57.3	59.4	57.7	58.4	58.0	57.4	56.1	54.3	50.4
FE/Tertiary	38.1	40.7	39.8	42.6	41.7	44.8	43.8	40.2	37.9	36.0
Academy	.	.	.	.	41.8	60.4	62.6	58.7	58.0	54.4
Other	39.8	38.9	44.2	38.8	48.5	44.3	48.0	43.1	48.1	50.3

### Cumulative Numbers

School type	2005	2006	2007	2008	2009	2010	2011	2012	2013	2014
Comprehensive	1577	1656	1931	1922	2145	2174	1845	1611	1602	1398
Grammar	1563	1533	1690	1747	1787	1817	1205	1237	1229	983
Independent	1593	1683	1881	2053	2124	2210	2246	2357	2147	2025
Sixth Form	1072	1123	1294	1296	1481	1445	1612	1701	1633	1370
FE/Tertiary	370	425	502	536	558	617	641	563	560	409
Academy	.	.	.	.	23	134	1380	1409	1637	1454
Other	167	111	148	135	172	151	230	237	274	285

### Cumulative percentage at Grade B by school type



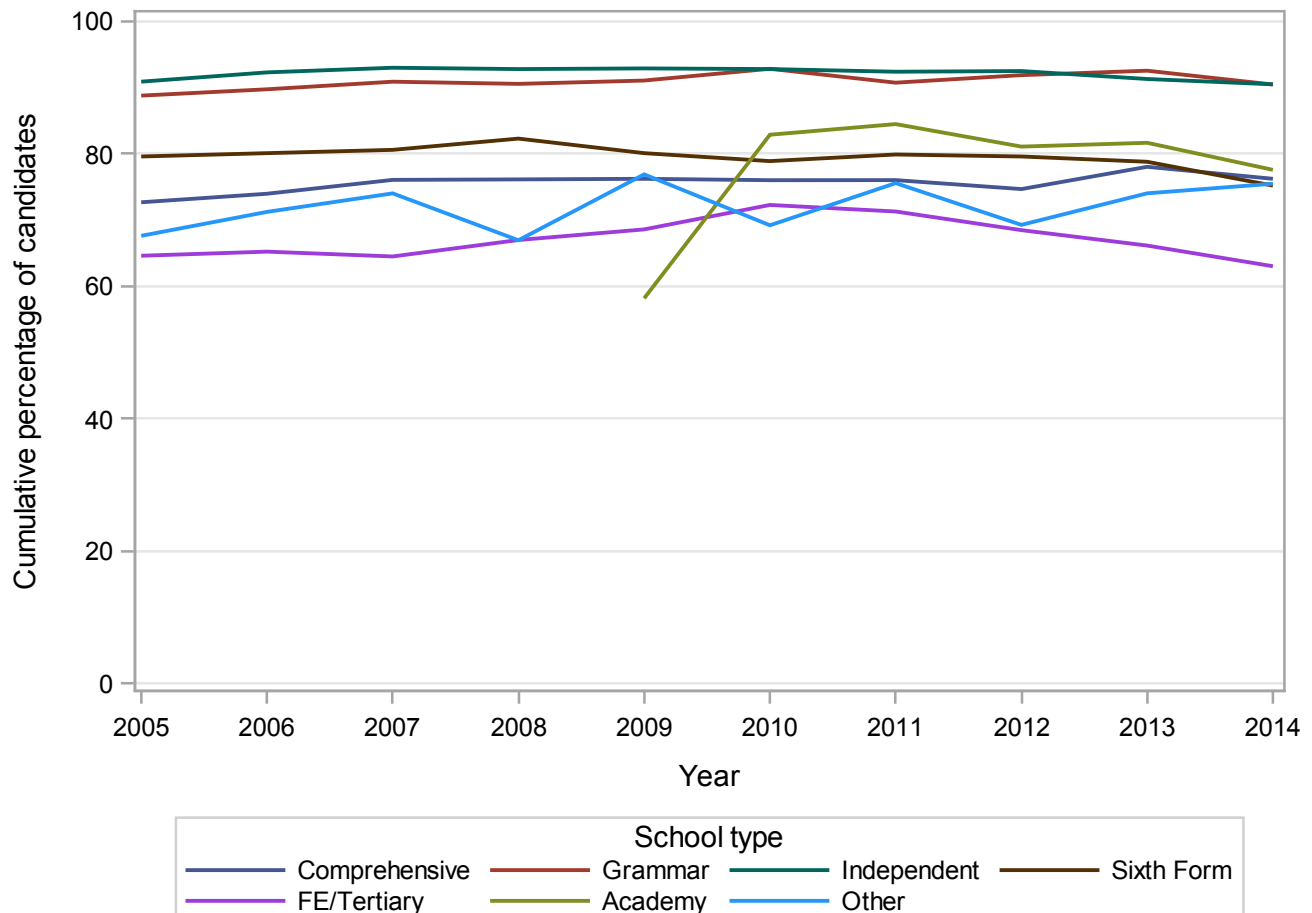
## GCE A Level POLITICAL STUDIES Grade C by school type 2005-2014 Cumulative Percentages

School type	2005	2006	2007	2008	2009	2010	2011	2012	2013	2014
Comprehensive	72.7	74.0	76.1	76.1	76.2	76.0	76.0	74.7	78.0	76.2
Grammar	88.8	89.7	90.9	90.6	91.1	92.8	90.7	91.9	92.6	90.5
Independent	90.9	92.3	93.0	92.8	92.9	92.8	92.4	92.5	91.3	90.5
Sixth Form	79.6	80.1	80.6	82.3	80.1	78.9	79.9	79.6	78.8	75.2
FE/Tertiary	64.6	65.2	64.5	67.0	68.6	72.3	71.3	68.5	66.1	63.0
Academy	.	.	.	.	58.2	82.9	84.5	81.1	81.7	77.6
Other	67.6	71.2	74.0	67.0	76.9	69.2	75.6	69.3	74.0	75.5

### Cumulative Numbers

School type	2005	2006	2007	2008	2009	2010	2011	2012	2013	2014
Comprehensive	2368	2447	2822	2891	3117	3211	2712	2436	2445	2152
Grammar	2099	1952	2126	2160	2222	2244	1530	1551	1554	1262
Independent	1910	2018	2165	2373	2460	2554	2597	2781	2555	2402
Sixth Form	1527	1570	1756	1848	2031	1965	2244	2413	2370	2044
FE/Tertiary	628	681	814	842	917	996	1043	960	977	716
Academy	.	.	.	.	32	184	1863	1947	2303	2073
Other	284	203	248	233	273	236	362	381	422	428

### Cumulative percentage at Grade C by school type





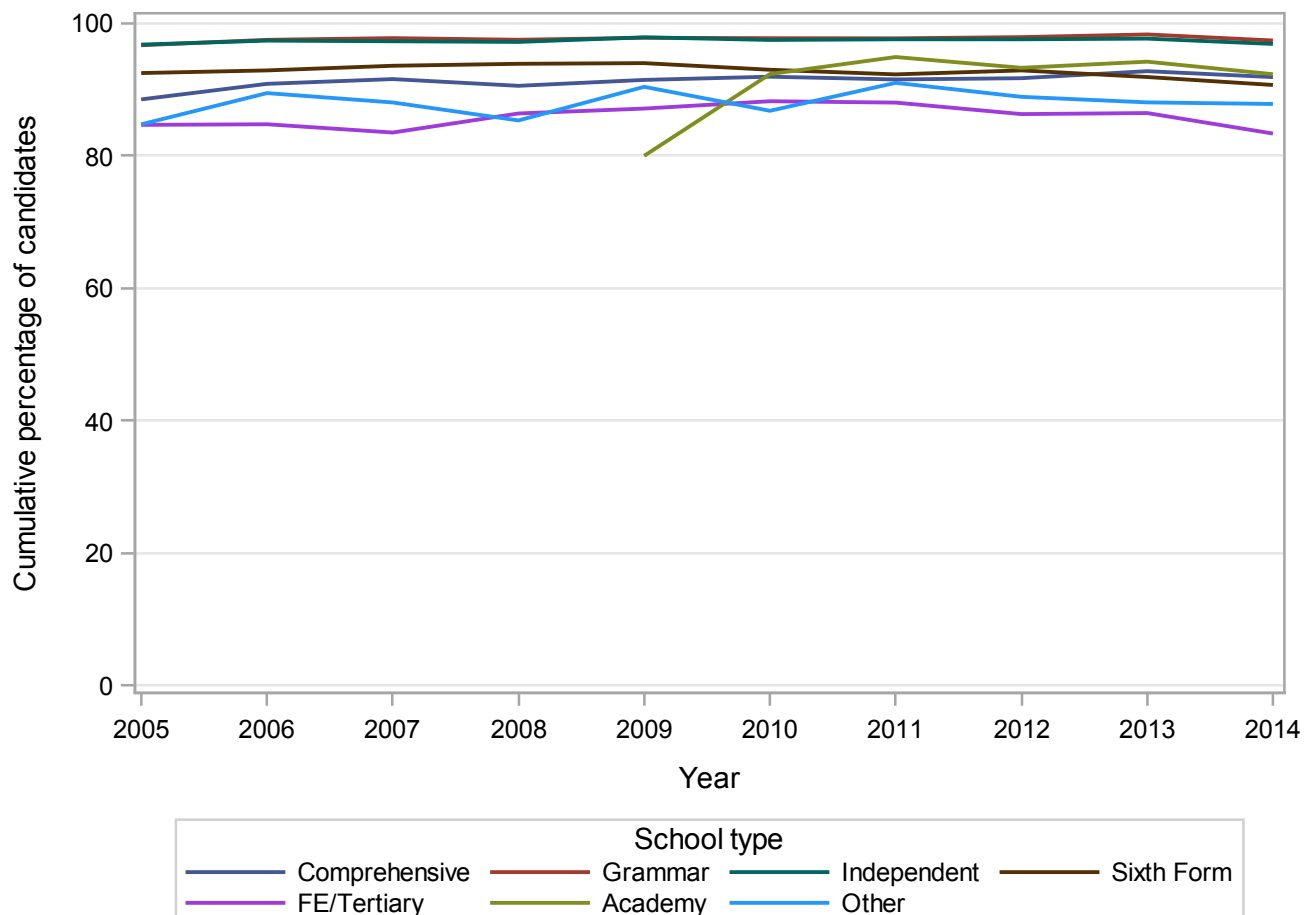
## GCE A Level POLITICAL STUDIES Grade D by school type 2005-2014 Cumulative Percentages

School type	2005	2006	2007	2008	2009	2010	2011	2012	2013	2014
Comprehensive	88.5	90.9	91.6	90.6	91.5	92.0	91.5	91.7	92.8	91.9
Grammar	96.7	97.5	97.8	97.5	97.8	97.8	97.7	97.9	98.3	97.4
Independent	96.8	97.4	97.3	97.2	97.9	97.5	97.6	97.6	97.7	96.9
Sixth Form	92.5	92.9	93.6	93.9	94.0	93.0	92.3	92.9	91.9	90.7
FE/Tertiary	84.7	84.8	83.5	86.4	87.1	88.2	88.0	86.3	86.5	83.4
Academy	.	.	.	.	80.0	92.3	94.9	93.3	94.2	92.3
Other	84.8	89.5	88.1	85.3	90.4	86.8	91.0	88.9	88.1	87.8

### Cumulative Numbers

School type	2005	2006	2007	2008	2009	2010	2011	2012	2013	2014
Comprehensive	2884	3006	3398	3439	3740	3884	3265	2992	2907	2594
Grammar	2286	2121	2287	2326	2387	2363	1648	1653	1651	1359
Independent	2034	2129	2265	2485	2592	2683	2744	2934	2735	2572
Sixth Form	1774	1821	2040	2109	2384	2317	2593	2817	2763	2465
FE/Tertiary	823	885	1054	1086	1165	1216	1288	1210	1277	947
Academy	.	.	.	.	44	205	2093	2240	2657	2467
Other	356	255	295	297	321	296	436	489	502	498

### Cumulative percentage at Grade D by school type



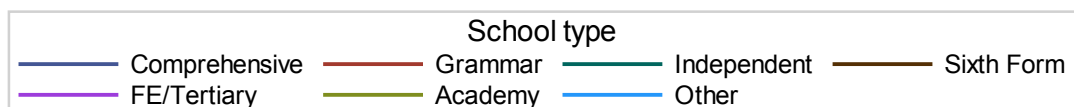
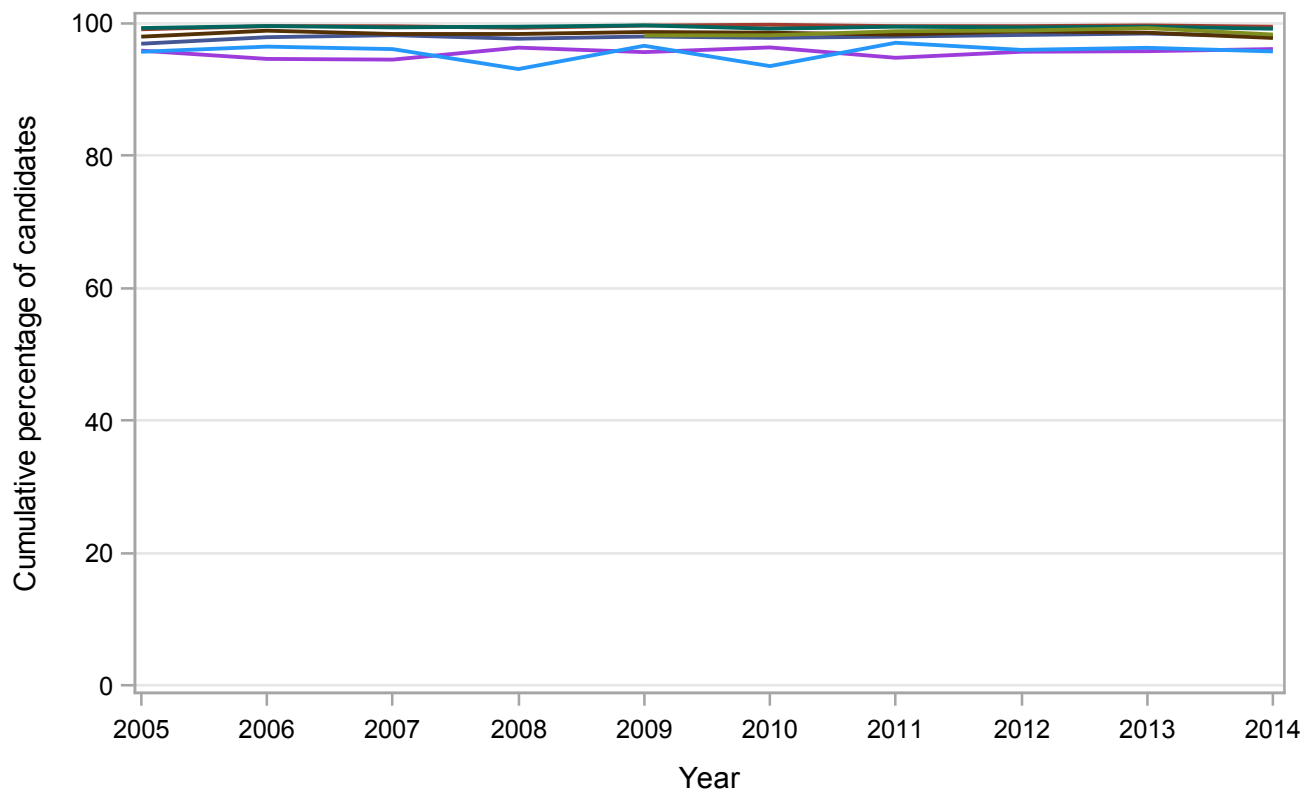
## GCE A Level POLITICAL STUDIES Grade E by school type 2005-2014 Cumulative Percentages

School type	2005	2006	2007	2008	2009	2010	2011	2012	2013	2014
Comprehensive	96.9	97.9	98.2	97.7	98.0	97.8	98.0	98.3	98.5	98.1
Grammar	99.1	99.6	99.6	99.3	99.7	99.8	99.6	99.6	99.7	99.5
Independent	99.3	99.6	99.4	99.5	99.7	99.2	99.5	99.4	99.5	99.2
Sixth Form	98.0	98.9	98.4	98.4	98.7	98.6	98.3	98.8	98.6	97.8
FE/Tertiary	95.9	94.6	94.5	96.3	95.7	96.4	94.8	95.7	95.8	96.1
Academy	.	.	.	.	98.2	98.2	98.8	98.9	99.3	98.3
Other	95.7	96.5	96.1	93.1	96.6	93.5	97.1	96.0	96.3	95.8

### Cumulative Numbers

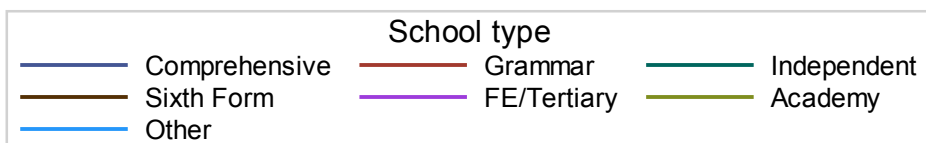
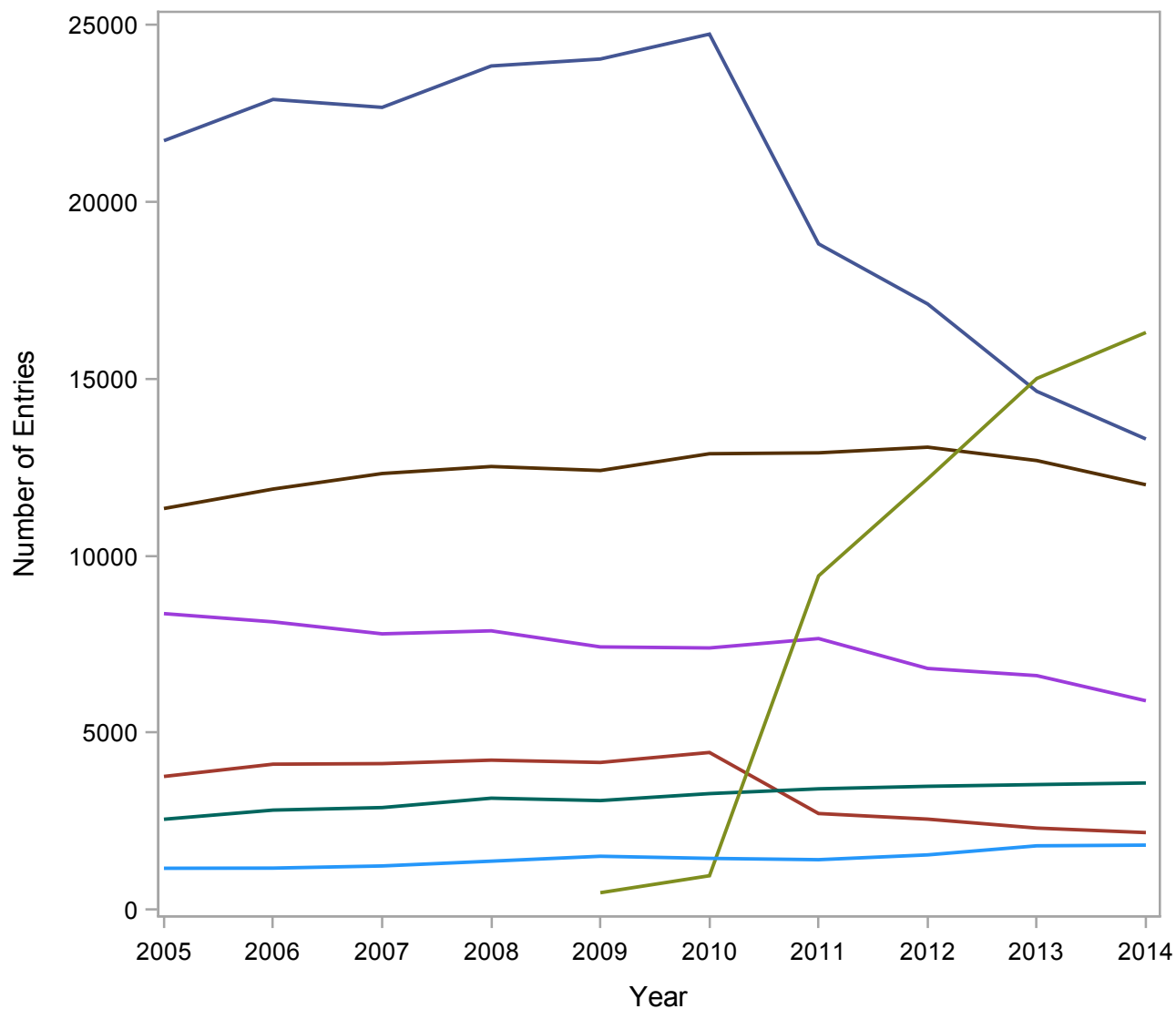
School type	2005	2006	2007	2008	2009	2010	2011	2012	2013	2014
Comprehensive	3158	3239	3644	3709	4008	4132	3496	3205	3085	2768
Grammar	2343	2166	2329	2369	2432	2412	1679	1681	1674	1388
Independent	2086	2177	2314	2544	2640	2730	2797	2988	2785	2633
Sixth Form	1880	1938	2144	2210	2503	2456	2761	2996	2965	2658
FE/Tertiary	932	988	1193	1211	1279	1328	1387	1342	1415	1092
Academy	.	.	.	.	54	218	2179	2375	2800	2627
Other	402	275	322	324	343	319	465	528	549	543

### Cumulative percentage at Grade E by school type



## Numbers of GCE A Level entries in PSYCHOLOGY by school type 2005-2014

School type	2005	2006	2007	2008	2009	2010	2011	2012	2013	2014
Comprehensive	21722	22887	22663	23833	24029	24732	18808	17109	14642	13296
Grammar	3763	4109	4125	4223	4158	4440	2715	2557	2304	2177
Independent	2553	2812	2883	3149	3081	3278	3413	3484	3533	3578
Sixth Form	11331	11881	12320	12518	12405	12879	12904	13064	12686	12003
FE/Tertiary					478	958	9428	12170	15004	16303
Academy										
Other	1168	1173	1234	1369	1508	1448	1411	1547	1803	1823



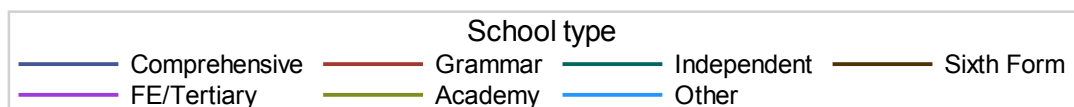
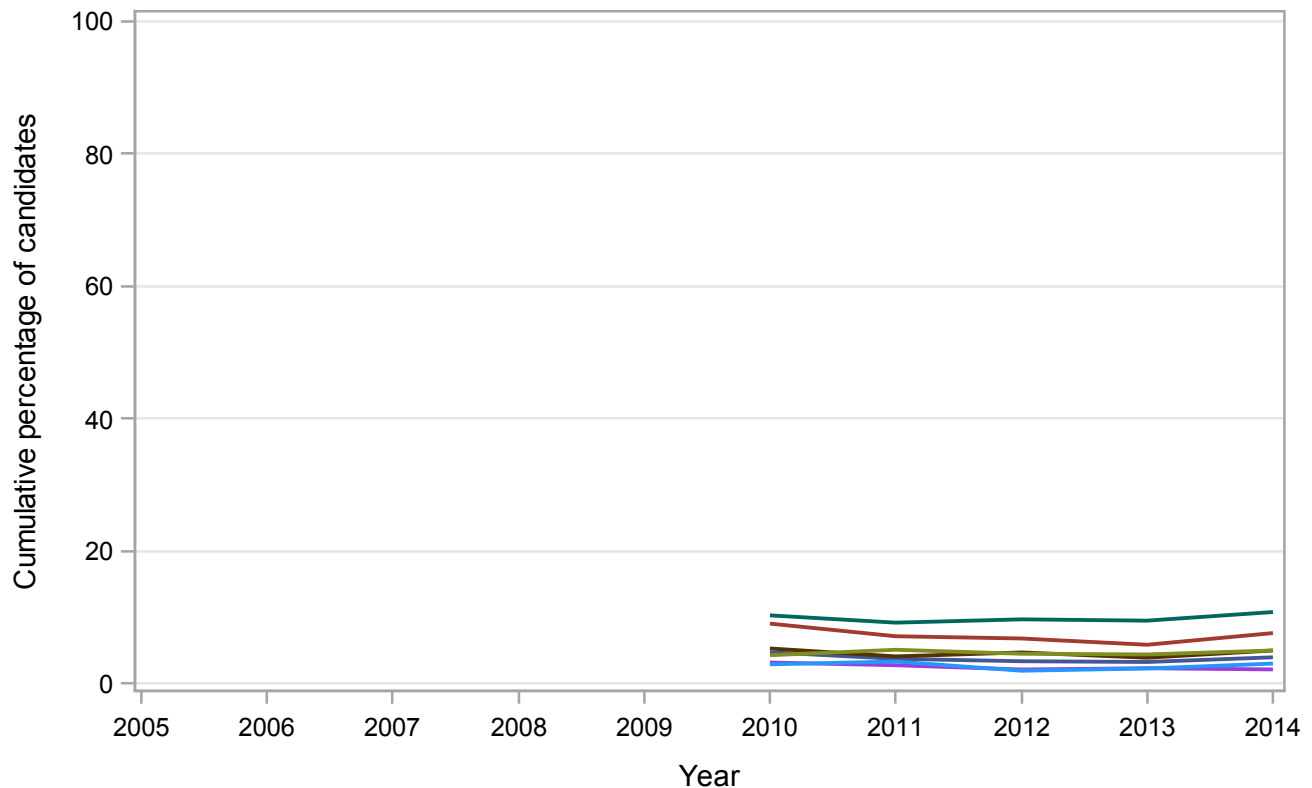
## GCE A Level PSYCHOLOGY Grade A\* by school type 2005-2014 Cumulative Percentages

School type	2005	2006	2007	2008	2009	2010	2011	2012	2013	2014
Comprehensive	.	.	.	.	.	4.7	3.7	3.4	3.3	4.0
Grammar	.	.	.	.	.	9.1	7.1	6.8	5.9	7.6
Independent	.	.	.	.	.	10.3	9.2	9.7	9.5	10.8
Sixth Form	.	.	.	.	.	5.3	4.1	4.7	3.9	5.0
FE/Tertiary	.	.	.	.	.	3.2	2.8	2.1	2.3	2.1
Academy	.	.	.	.	.	4.3	5.1	4.5	4.4	5.0
Other	.	.	.	.	.	2.9	3.3	1.9	2.3	3.0

### Cumulative Numbers

School type	2005	2006	2007	2008	2009	2010	2011	2012	2013	2014
Comprehensive	.	.	.	.	.	1168	703	577	477	527
Grammar	.	.	.	.	.	402	194	174	135	166
Independent	.	.	.	.	.	338	314	338	336	386
Sixth Form	.	.	.	.	.	683	529	614	495	600
FE/Tertiary	.	.	.	.	.	235	212	145	153	126
Academy	.	.	.	.	.	41	481	548	660	814
Other	.	.	.	.	.	42	47	30	41	55

### Cumulative percentage at Grade A\* by school type



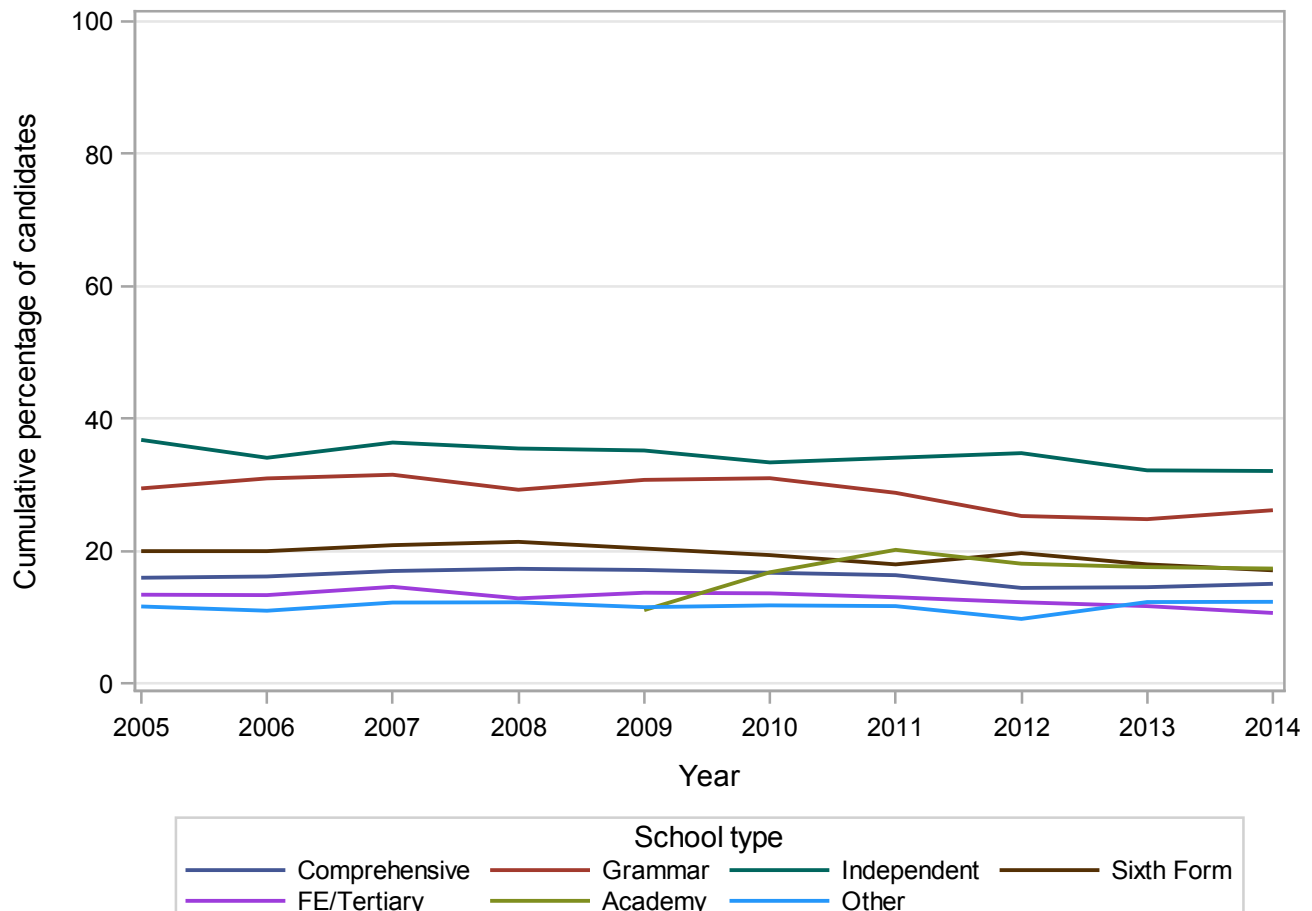
## GCE A Level PSYCHOLOGY Grade A by school type 2005-2014 Cumulative Percentages

School type	2005	2006	2007	2008	2009	2010	2011	2012	2013	2014
Comprehensive	16.0	16.2	17.0	17.3	17.2	16.7	16.4	14.4	14.6	15.1
Grammar	29.5	31.0	31.5	29.3	30.8	31.0	28.8	25.3	24.8	26.2
Independent	36.8	34.1	36.4	35.5	35.2	33.4	34.1	34.8	32.2	32.1
Sixth Form	20.0	20.0	20.9	21.4	20.4	19.4	18.0	19.7	18.0	17.1
FE/Tertiary	13.4	13.4	14.6	12.9	13.7	13.6	13.0	12.3	11.7	10.7
Academy	.	.	.	.	11.1	16.8	20.2	18.1	17.6	17.4
Other	11.6	11.0	12.2	12.3	11.5	11.8	11.7	9.8	12.3	12.3

### Cumulative Numbers

School type	2005	2006	2007	2008	2009	2010	2011	2012	2013	2014
Comprehensive	3471	3702	3853	4130	4122	4139	3078	2471	2131	2003
Grammar	1109	1273	1301	1236	1279	1377	782	647	572	570
Independent	940	959	1049	1118	1085	1095	1164	1212	1138	1149
Sixth Form	2266	2376	2575	2679	2531	2499	2323	2574	2283	2053
FE/Tertiary	1122	1086	1138	1013	1018	1007	998	837	773	629
Academy	.	.	.	.	53	161	1904	2203	2639	2832
Other	136	129	151	168	174	171	165	151	222	225

### Cumulative percentage at Grade A by school type



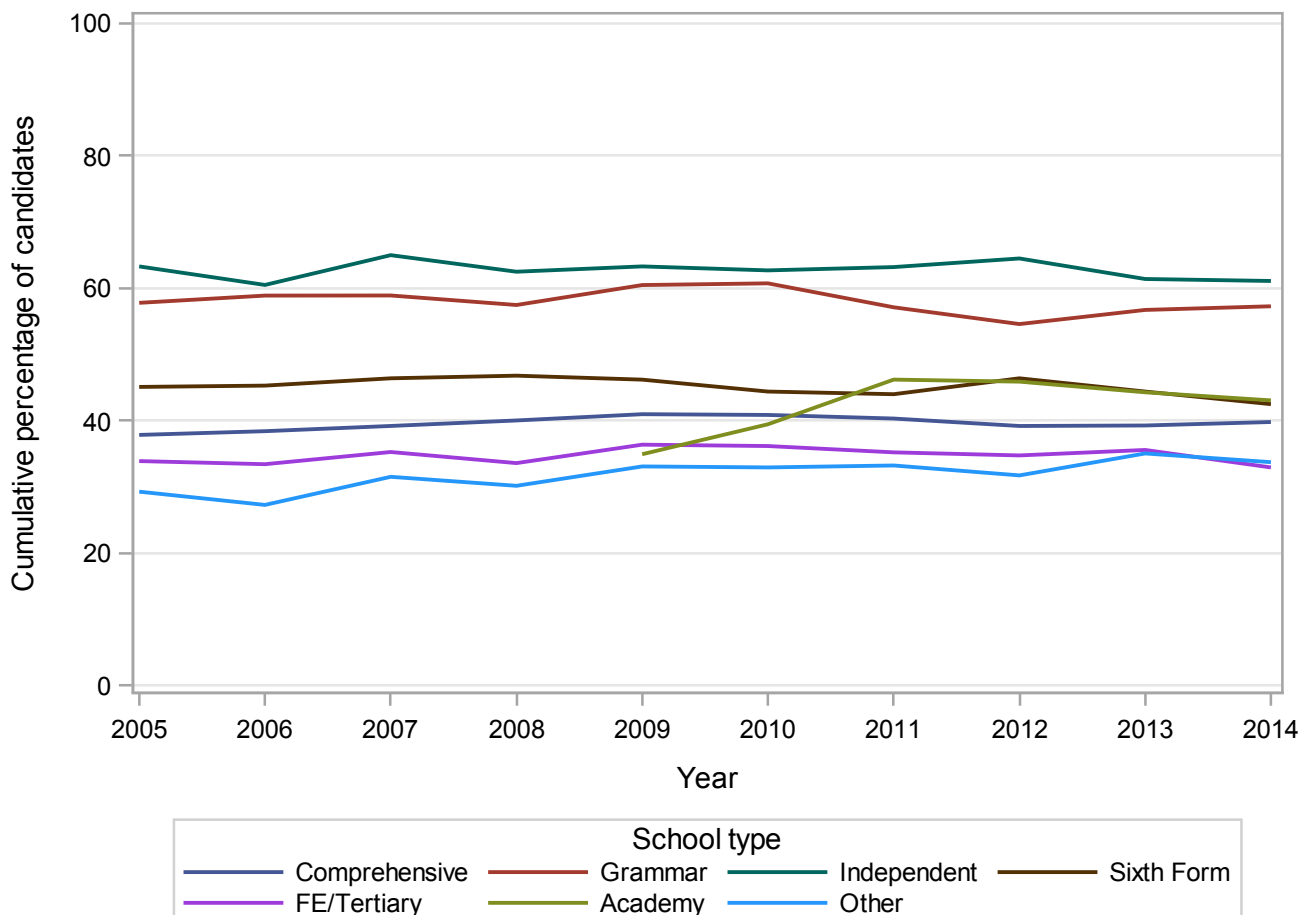
## GCE A Level PSYCHOLOGY Grade B by school type 2005-2014 Cumulative Percentages

School type	2005	2006	2007	2008	2009	2010	2011	2012	2013	2014
Comprehensive	37.9	38.4	39.2	40.0	41.0	40.9	40.3	39.2	39.3	39.8
Grammar	57.8	58.9	58.9	57.5	60.5	60.7	57.1	54.6	56.7	57.3
Independent	63.3	60.5	65.0	62.5	63.3	62.7	63.2	64.5	61.4	61.1
Sixth Form	45.1	45.3	46.4	46.8	46.2	44.4	44.0	46.4	44.4	42.5
FE/Tertiary	33.9	33.4	35.3	33.6	36.4	36.2	35.2	34.8	35.6	32.9
Academy	.	.	.	.	34.9	39.5	46.2	45.9	44.3	43.1
Other	29.3	27.3	31.5	30.2	33.1	32.9	33.2	31.7	35.1	33.7

### Cumulative Numbers

School type	2005	2006	2007	2008	2009	2010	2011	2012	2013	2014
Comprehensive	8222	8792	8885	9542	9847	10108	7584	6707	5751	5292
Grammar	2175	2420	2430	2427	2515	2697	1551	1396	1307	1247
Independent	1616	1701	1874	1968	1950	2055	2157	2247	2169	2186
Sixth Form	5110	5382	5716	5858	5731	5718	5678	6062	5633	5101
FE/Tertiary	2835	2718	2748	2646	2700	2674	2697	2368	2352	1944
Academy	.	.	.	.	167	378	4356	5586	6645	7021
Other	342	320	389	413	499	477	469	491	632	615

### Cumulative percentage at Grade B by school type



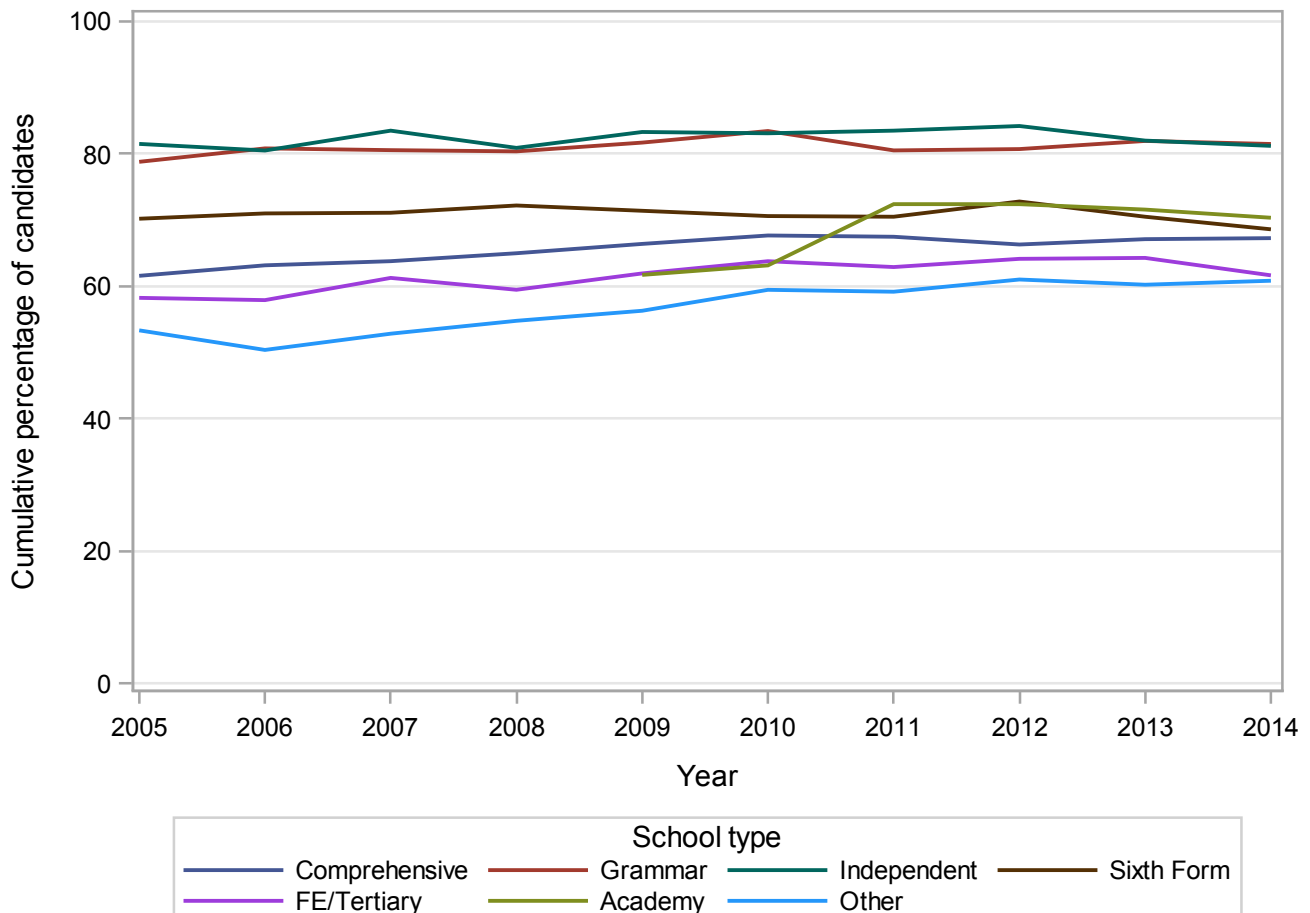
## GCE A Level PSYCHOLOGY Grade C by school type 2005-2014 Cumulative Percentages

School type	2005	2006	2007	2008	2009	2010	2011	2012	2013	2014
Comprehensive	61.6	63.2	63.8	65.0	66.4	67.7	67.5	66.3	67.1	67.3
Grammar	78.8	80.8	80.6	80.4	81.7	83.4	80.5	80.7	81.9	81.5
Independent	81.5	80.5	83.5	80.9	83.3	83.1	83.5	84.2	82.0	81.2
Sixth Form	70.2	71.0	71.1	72.2	71.4	70.6	70.5	72.8	70.5	68.6
FE/Tertiary	58.3	57.9	61.3	59.5	61.9	63.8	62.9	64.1	64.3	61.7
Academy	.	.	.	.	61.7	63.2	72.4	72.4	71.6	70.3
Other	53.3	50.4	52.8	54.8	56.3	59.5	59.2	61.0	60.2	60.8

### Cumulative Numbers

School type	2005	2006	2007	2008	2009	2010	2011	2012	2013	2014
Comprehensive	13376	14456	14456	15488	15955	16736	12691	11344	9827	8944
Grammar	2965	3321	3323	3394	3397	3705	2186	2064	1888	1774
Independent	2081	2264	2407	2548	2566	2724	2850	2934	2897	2905
Sixth Form	7954	8436	8760	9038	8857	9093	9097	9511	8944	8234
FE/Tertiary	4871	4708	4773	4684	4597	4715	4817	4370	4249	3638
Academy	.	.	.	.	295	605	6826	8811	10740	11469
Other	623	591	652	750	849	861	835	944	1086	1109

### Cumulative percentage at Grade C by school type



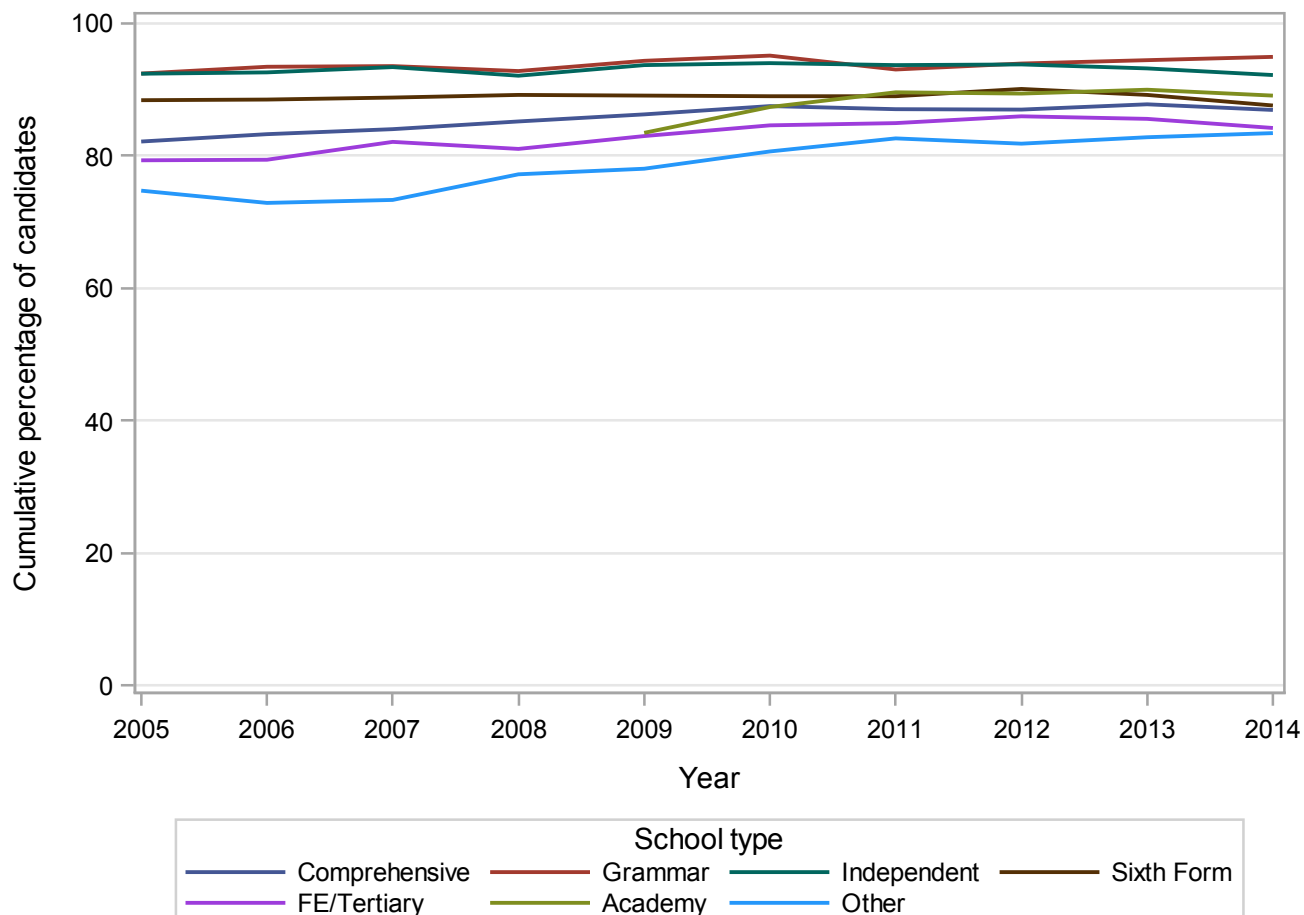
## GCE A Level PSYCHOLOGY Grade D by school type 2005-2014 Cumulative Percentages

School type	2005	2006	2007	2008	2009	2010	2011	2012	2013	2014
Comprehensive	82.2	83.3	84.0	85.2	86.3	87.5	87.0	87.0	87.8	86.9
Grammar	92.4	93.5	93.6	92.8	94.3	95.1	93.0	93.9	94.4	94.9
Independent	92.4	92.6	93.4	92.1	93.7	94.0	93.7	93.8	93.2	92.2
Sixth Form	88.4	88.5	88.8	89.2	89.1	89.0	89.0	90.1	89.2	87.6
FE/Tertiary	79.3	79.4	82.1	81.0	83.0	84.6	84.9	86.0	85.6	84.2
Academy	.	.	.	.	83.5	87.4	89.6	89.4	90.0	89.1
Other	74.7	72.9	73.3	77.2	78.1	80.7	82.6	81.8	82.8	83.4

### Cumulative Numbers

School type	2005	2006	2007	2008	2009	2010	2011	2012	2013	2014
Comprehensive	17847	19058	19043	20304	20727	21643	16371	14882	12853	11558
Grammar	3478	3840	3859	3919	3923	4224	2526	2402	2176	2067
Independent	2359	2604	2693	2900	2887	3081	3198	3268	3293	3299
Sixth Form	10017	10515	10940	11166	11053	11462	11485	11771	11316	10515
FE/Tertiary	6633	6456	6397	6383	6159	6254	6505	5857	5657	4969
Academy	.	.	.	.	399	837	8447	10880	13501	14525
Other	873	855	905	1057	1177	1168	1166	1266	1493	1521

### Cumulative percentage at Grade D by school type





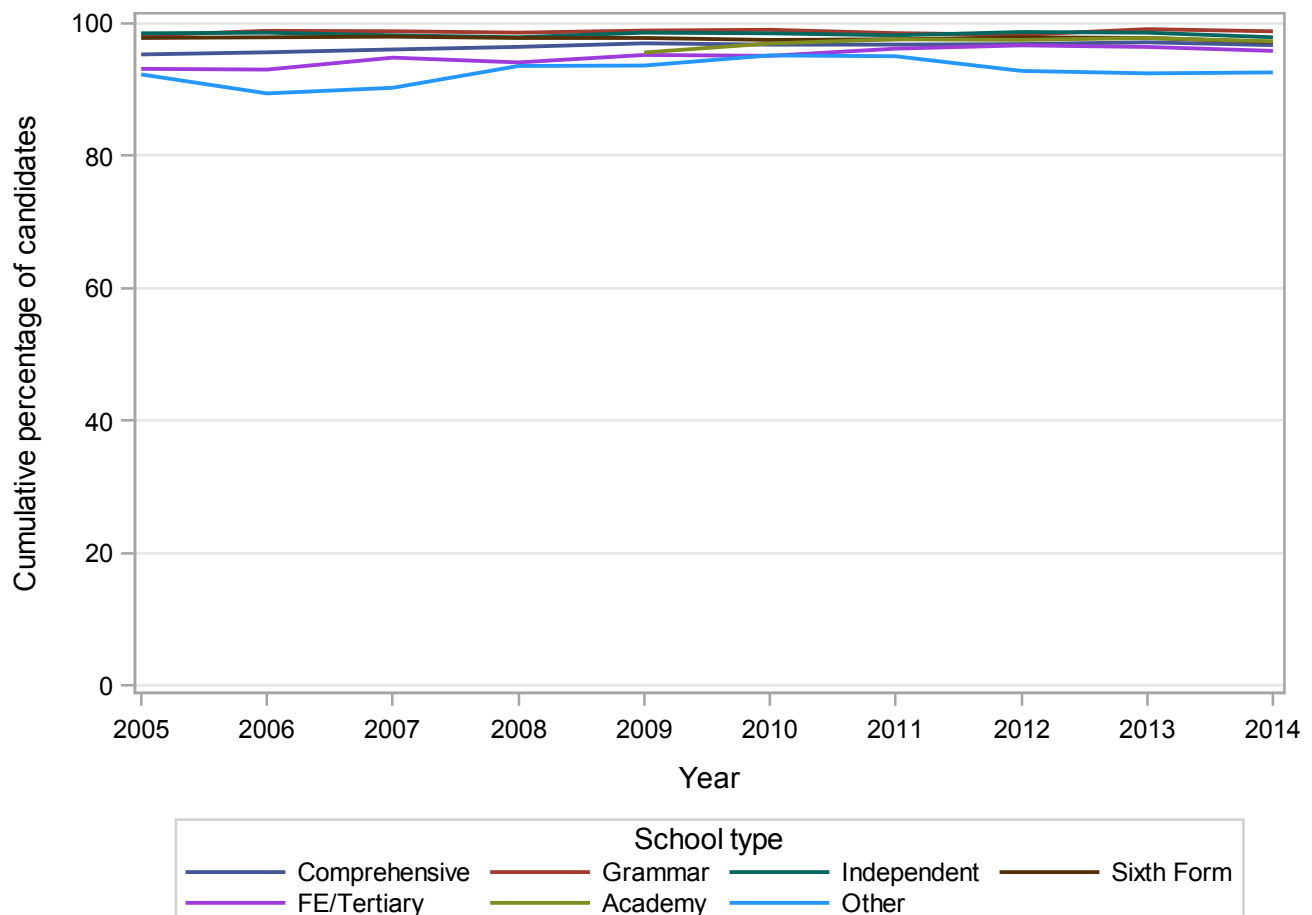
## GCE A Level PSYCHOLOGY Grade E by school type 2005-2014 Cumulative Percentages

School type	2005	2006	2007	2008	2009	2010	2011	2012	2013	2014
Comprehensive	95.3	95.6	96.1	96.5	97.0	96.8	96.8	96.9	97.1	96.7
Grammar	98.2	98.9	98.8	98.6	98.9	99.0	98.5	98.3	99.1	98.8
Independent	98.5	98.6	98.2	97.9	98.6	98.5	98.2	98.7	98.6	97.9
Sixth Form	97.8	97.9	98.0	97.8	97.8	97.5	97.6	97.9	97.8	97.2
FE/Tertiary	93.1	93.0	94.8	94.1	95.2	95.1	96.2	96.7	96.4	95.8
Academy	.	.	.	.	95.6	97.0	97.6	97.5	97.8	97.3
Other	92.3	89.4	90.3	93.6	93.6	95.2	95.0	92.8	92.5	92.6

### Cumulative Numbers

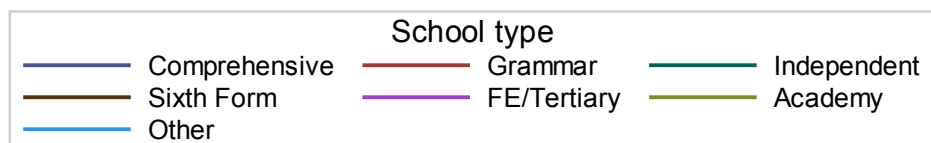
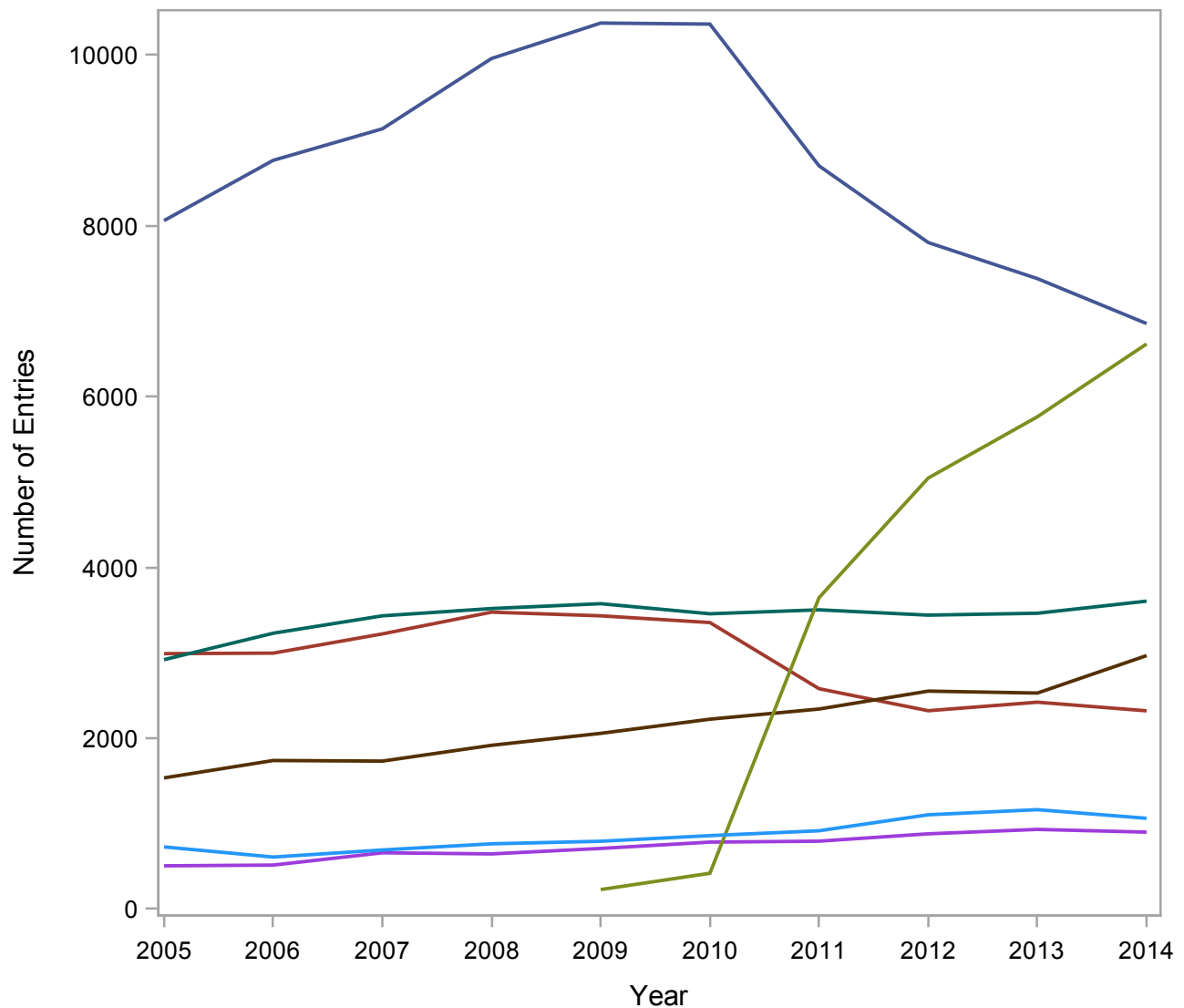
School type	2005	2006	2007	2008	2009	2010	2011	2012	2013	2014
Comprehensive	20704	21888	21770	22988	23306	23938	18206	16574	14224	12860
Grammar	3694	4063	4076	4164	4113	4397	2675	2513	2284	2151
Independent	2515	2773	2831	3083	3038	3229	3352	3439	3484	3503
Sixth Form	11082	11631	12074	12243	12132	12557	12594	12790	12407	11667
FE/Tertiary	7788	7563	7388	7412	7068	7030	7366	6587	6375	5656
Academy	.	.	.	.	457	929	9202	11866	14674	15862
Other	1078	1049	1114	1281	1412	1378	1341	1436	1667	1688

### Cumulative percentage at Grade E by school type



## Numbers of GCE A Level entries in RELIGIOUS STUDIES/EDUCATION by school type 2005-2014

School type	2005	2006	2007	2008	2009	2010	2011	2012	2013	2014
Comprehensive	8062	8768	9137	9961	10376	10364	8703	7805	7382	6856
Grammar	2989	2995	3220	3475	3432	3353	2578	2320	2420	2319
Independent	2918	3228	3432	3517	3574	3456	3502	3440	3462	3604
Sixth Form	1533	1737	1730	1915	2055	2221	2340	2550	2527	2966
FE/Tertiary	503	512	656	643	707	781	792	878	930	898
Academy	.	.	.	.	225	416	3645	5046	5764	6617
Other	725	606	689	761	791	857	914	1101	1161	1060



# GCE A Level RELIGIOUS STUDIES/EDUCATION Grade A\* by school type 2005-2014

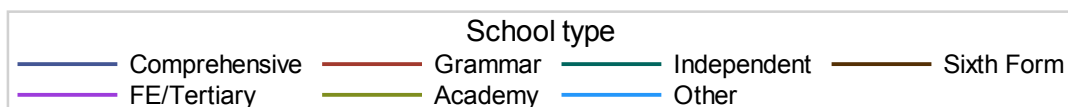
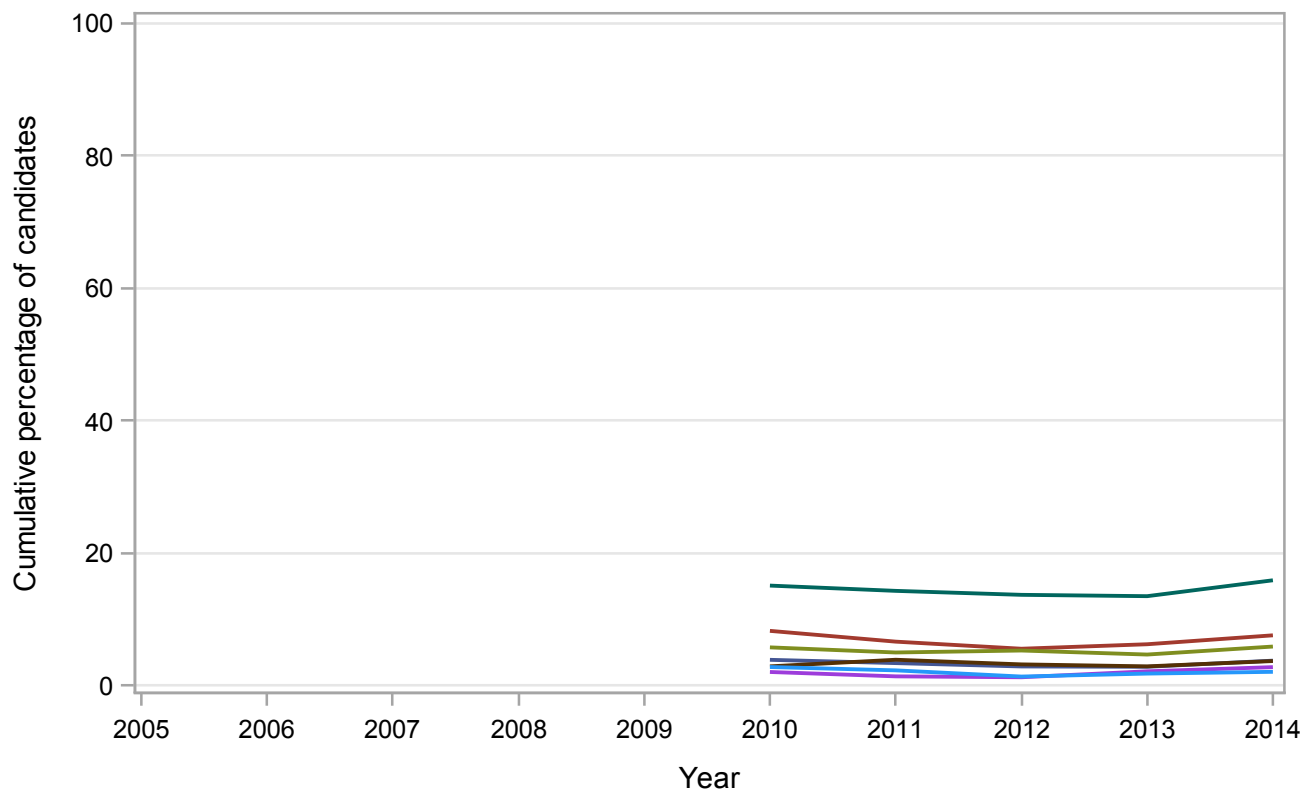
## Cumulative Percentages

School type	2005	2006	2007	2008	2009	2010	2011	2012	2013	2014
Comprehensive	.	.	.	.	.	3.9	3.4	2.9	2.8	3.8
Grammar	.	.	.	.	.	8.3	6.6	5.6	6.2	7.6
Independent	.	.	.	.	.	15.1	14.3	13.7	13.5	15.9
Sixth Form	.	.	.	.	.	2.9	3.9	3.2	2.9	3.7
FE/Tertiary	.	.	.	.	.	2.0	1.4	1.3	2.2	2.8
Academy	.	.	.	.	.	5.8	5.0	5.3	4.7	5.9
Other	.	.	.	.	.	2.8	2.3	1.4	1.8	2.1

## Cumulative Numbers

School type	2005	2006	2007	2008	2009	2010	2011	2012	2013	2014
Comprehensive	.	.	.	.	.	403	295	225	209	258
Grammar	.	.	.	.	.	277	171	129	151	176
Independent	.	.	.	.	.	522	501	471	467	573
Sixth Form	.	.	.	.	.	64	91	82	73	110
FE/Tertiary	.	.	.	.	.	16	11	11	20	25
Academy	.	.	.	.	.	24	182	267	270	390
Other	.	.	.	.	.	24	21	15	21	22

### Cumulative percentage at Grade A\* by school type



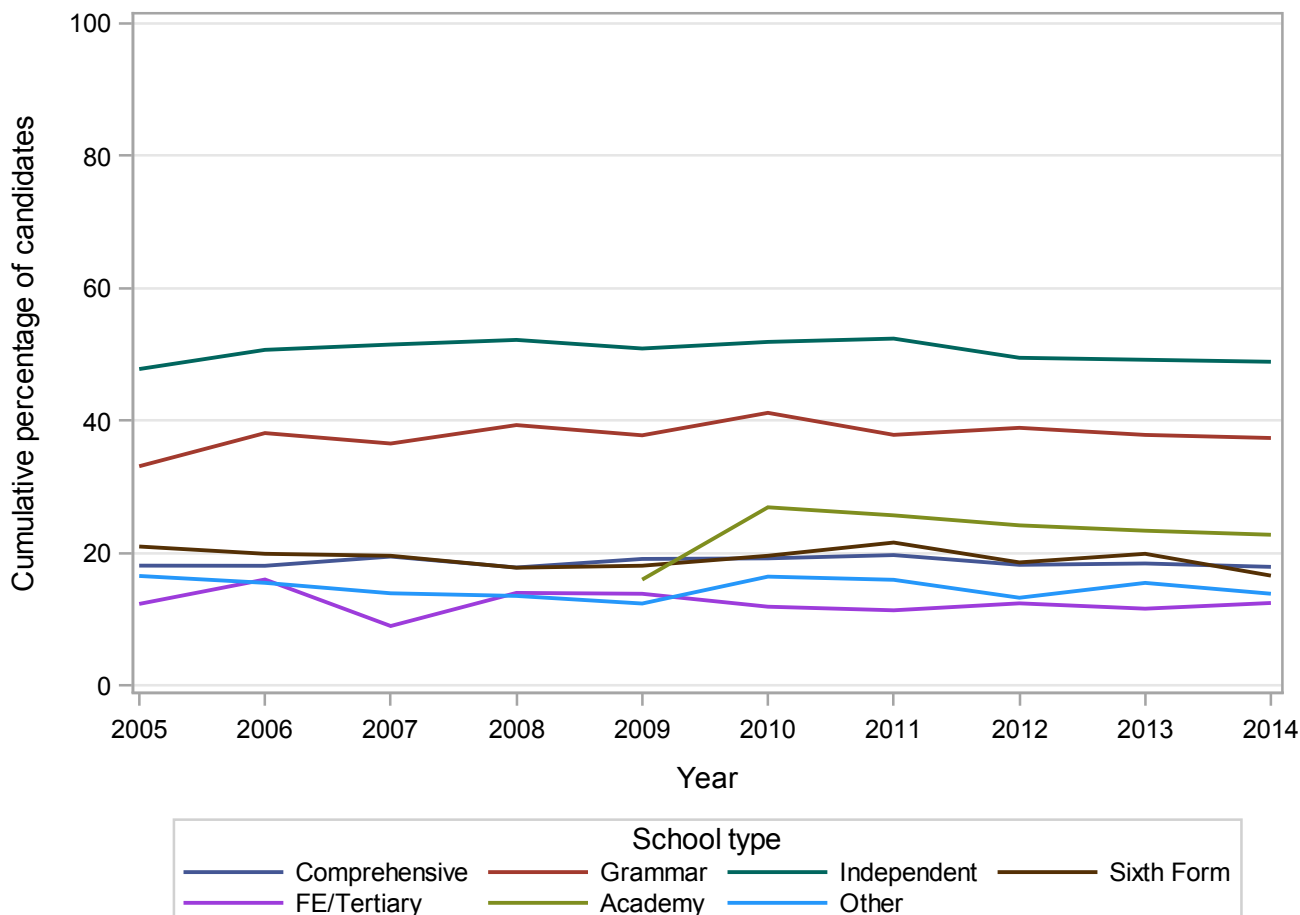
## GCE A Level RELIGIOUS STUDIES/EDUCATION Grade A by school type 2005-2014 Cumulative Percentages

School type	2005	2006	2007	2008	2009	2010	2011	2012	2013	2014
Comprehensive	18.1	18.1	19.5	17.8	19.1	19.2	19.7	18.2	18.4	17.9
Grammar	33.1	38.1	36.6	39.3	37.8	41.2	37.9	38.9	37.9	37.4
Independent	47.8	50.7	51.5	52.2	50.9	51.9	52.4	49.5	49.2	48.9
Sixth Form	21.0	19.9	19.6	17.8	18.1	19.6	21.6	18.6	19.9	16.6
FE/Tertiary	12.3	16.0	9.0	14.0	13.9	11.9	11.4	12.4	11.6	12.5
Academy	.	.	.	.	16.0	26.9	25.7	24.2	23.4	22.8
Other	16.6	15.5	13.9	13.5	12.4	16.5	16.0	13.3	15.5	13.9

### Cumulative Numbers

School type	2005	2006	2007	2008	2009	2010	2011	2012	2013	2014
Comprehensive	1460	1586	1780	1776	1984	1991	1715	1423	1361	1229
Grammar	990	1142	1177	1367	1297	1381	976	903	916	867
Independent	1395	1637	1767	1836	1819	1794	1835	1703	1703	1762
Sixth Form	322	346	339	341	372	435	505	474	503	492
FE/Tertiary	62	82	59	90	98	93	90	109	108	112
Academy	.	.	.	.	36	112	937	1221	1348	1507
Other	120	94	96	103	98	141	146	146	180	147

### Cumulative percentage at Grade A by school type



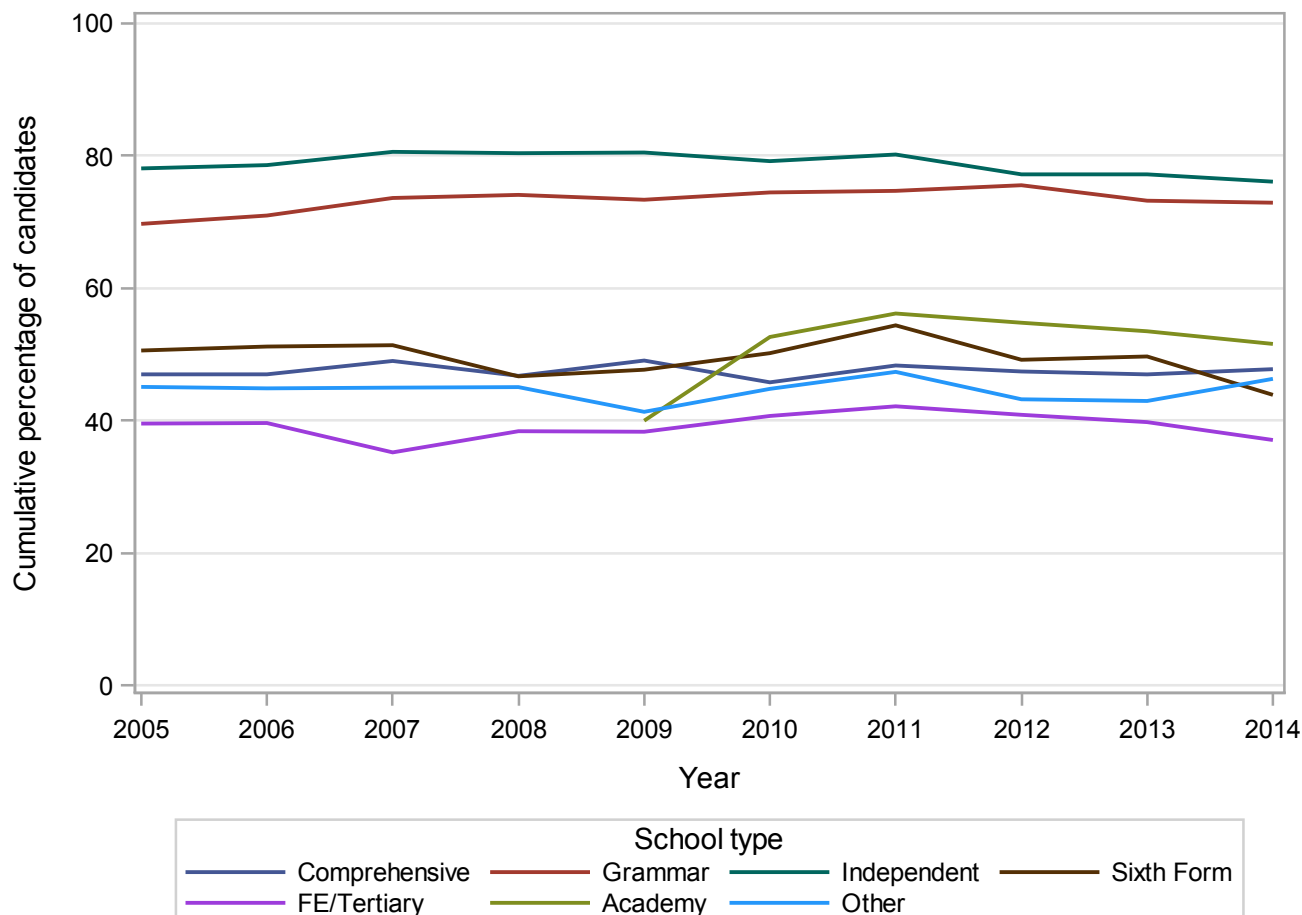
## GCE A Level RELIGIOUS STUDIES/EDUCATION Grade B by school type 2005-2014 Cumulative Percentages

School type	2005	2006	2007	2008	2009	2010	2011	2012	2013	2014
Comprehensive	47.0	47.0	49.0	46.8	49.1	45.8	48.3	47.4	47.0	47.8
Grammar	69.7	71.0	73.6	74.1	73.4	74.5	74.7	75.6	73.2	72.9
Independent	78.1	78.6	80.6	80.4	80.5	79.2	80.2	77.2	77.2	76.1
Sixth Form	50.6	51.2	51.4	46.7	47.7	50.2	54.4	49.2	49.7	43.9
FE/Tertiary	39.6	39.6	35.2	38.4	38.3	40.7	42.2	40.9	39.8	37.1
Academy	.	.	.	.	40.0	52.6	56.2	54.8	53.5	51.6
Other	45.1	44.9	45.0	45.1	41.3	44.8	47.4	43.2	43.0	46.3

### Cumulative Numbers

School type	2005	2006	2007	2008	2009	2010	2011	2012	2013	2014
Comprehensive	3789	4121	4479	4659	5093	4746	4207	3702	3469	3276
Grammar	2084	2126	2371	2575	2518	2497	1926	1753	1772	1691
Independent	2279	2537	2766	2828	2877	2737	2809	2656	2673	2743
Sixth Form	776	889	889	894	980	1115	1273	1255	1256	1302
FE/Tertiary	199	203	231	247	271	318	334	359	370	333
Academy	.	.	.	.	90	219	2048	2765	3084	3414
Other	327	272	310	343	327	384	433	476	499	491

### Cumulative percentage at Grade B by school type



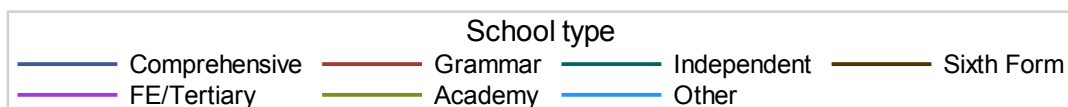
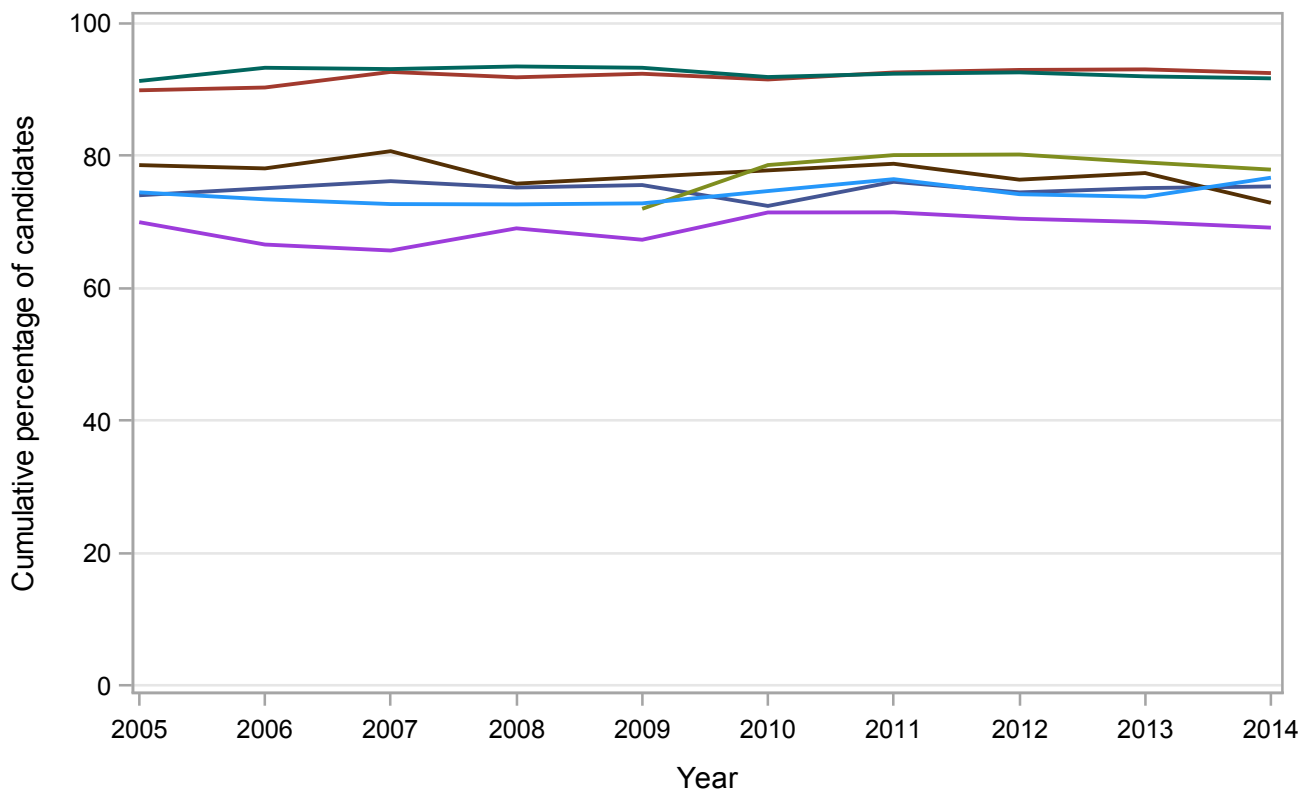
## GCE A Level RELIGIOUS STUDIES/EDUCATION Grade C by school type 2005-2014 Cumulative Percentages

School type	2005	2006	2007	2008	2009	2010	2011	2012	2013	2014
Comprehensive	74.0	75.1	76.2	75.2	75.6	72.4	76.1	74.5	75.1	75.4
Grammar	89.9	90.3	92.7	91.9	92.4	91.5	92.6	93.0	93.1	92.5
Independent	91.3	93.3	93.1	93.5	93.3	91.9	92.4	92.6	92.0	91.7
Sixth Form	78.6	78.1	80.7	75.8	76.8	77.8	78.8	76.4	77.4	72.9
FE/Tertiary	70.0	66.6	65.7	69.1	67.3	71.4	71.5	70.5	70.0	69.2
Academy	.	.	.	.	72.0	78.6	80.1	80.2	79.0	77.9
Other	74.5	73.4	72.7	72.7	72.8	74.7	76.5	74.2	73.8	76.7

### Cumulative Numbers

School type	2005	2006	2007	2008	2009	2010	2011	2012	2013	2014
Comprehensive	5969	6585	6960	7492	7843	7507	6621	5813	5546	5168
Grammar	2687	2705	2984	3192	3171	3069	2387	2157	2252	2145
Independent	2664	3012	3195	3288	3335	3176	3236	3185	3185	3305
Sixth Form	1205	1357	1396	1452	1578	1728	1844	1948	1956	2162
FE/Tertiary	352	341	431	444	476	558	566	619	651	621
Academy	.	.	.	.	162	327	2920	4047	4554	5156
Other	540	445	501	553	576	640	699	817	857	813

### Cumulative percentage at Grade C by school type



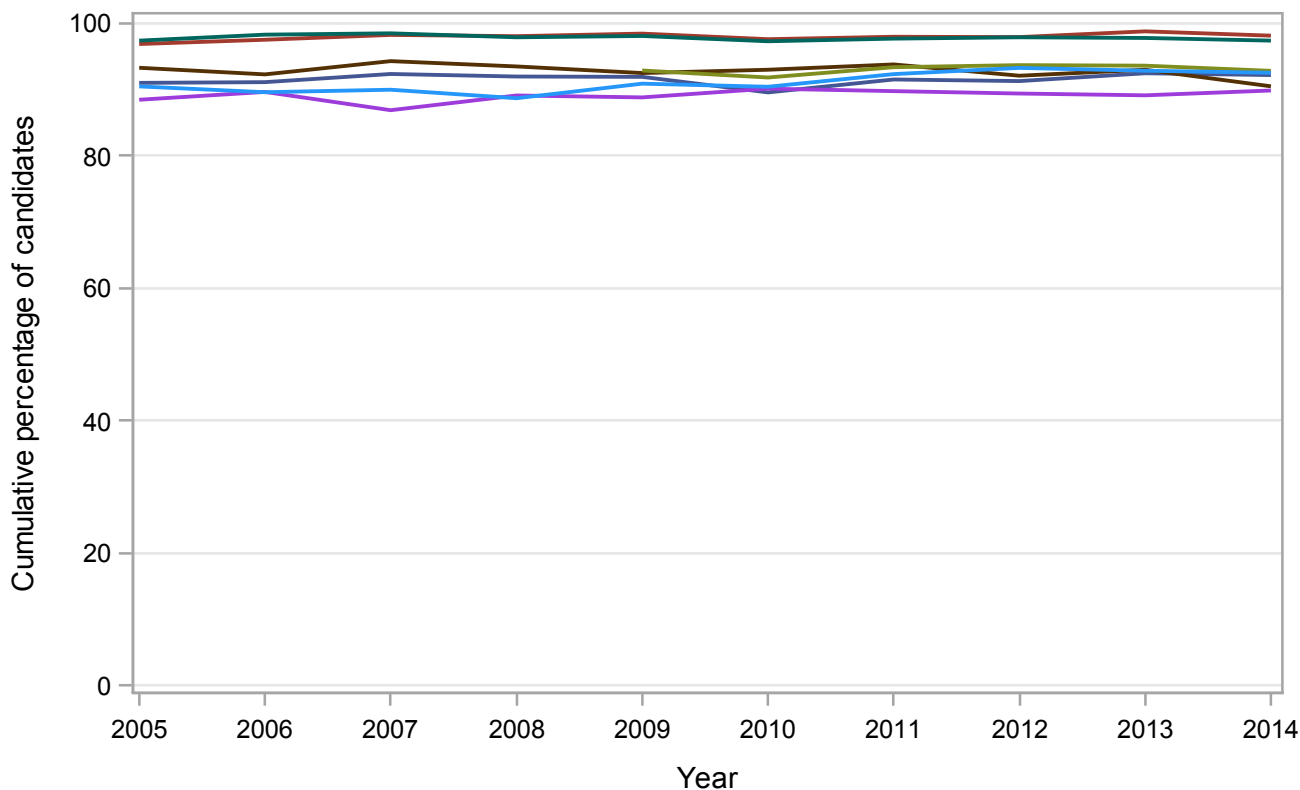
## GCE A Level RELIGIOUS STUDIES/EDUCATION Grade D by school type 2005-2014 Cumulative Percentages

School type	2005	2006	2007	2008	2009	2010	2011	2012	2013	2014
Comprehensive	91.0	91.1	92.4	92.0	91.9	89.6	91.5	91.3	92.5	92.2
Grammar	96.9	97.5	98.3	98.1	98.5	97.6	98.0	97.9	98.8	98.1
Independent	97.4	98.3	98.5	97.9	98.1	97.3	97.7	97.9	97.8	97.4
Sixth Form	93.3	92.3	94.3	93.5	92.5	93.0	93.8	92.1	93.0	90.5
FE/Tertiary	88.5	89.6	86.9	89.1	88.8	90.1	89.8	89.4	89.1	89.9
Academy	.	.	.	.	92.9	91.8	93.4	93.7	93.6	92.8
Other	90.5	89.6	90.0	88.7	90.9	90.4	92.3	93.3	92.9	92.5

### Cumulative Numbers

School type	2005	2006	2007	2008	2009	2010	2011	2012	2013	2014
Comprehensive	7338	7990	8439	9162	9538	9284	7966	7125	6826	6321
Grammar	2896	2921	3164	3408	3379	3273	2526	2272	2391	2276
Independent	2842	3173	3381	3443	3506	3363	3421	3368	3386	3510
Sixth Form	1430	1603	1631	1791	1901	2066	2195	2349	2350	2684
FE/Tertiary	445	459	570	573	628	704	711	785	829	807
Academy	.	.	.	.	209	382	3404	4728	5396	6143
Other	656	543	620	675	719	775	844	1027	1078	981

### Cumulative percentage at Grade D by school type



School type			
Comprehensive	Grammar	Independent	Sixth Form
FE/Tertiary	Academy	Other	

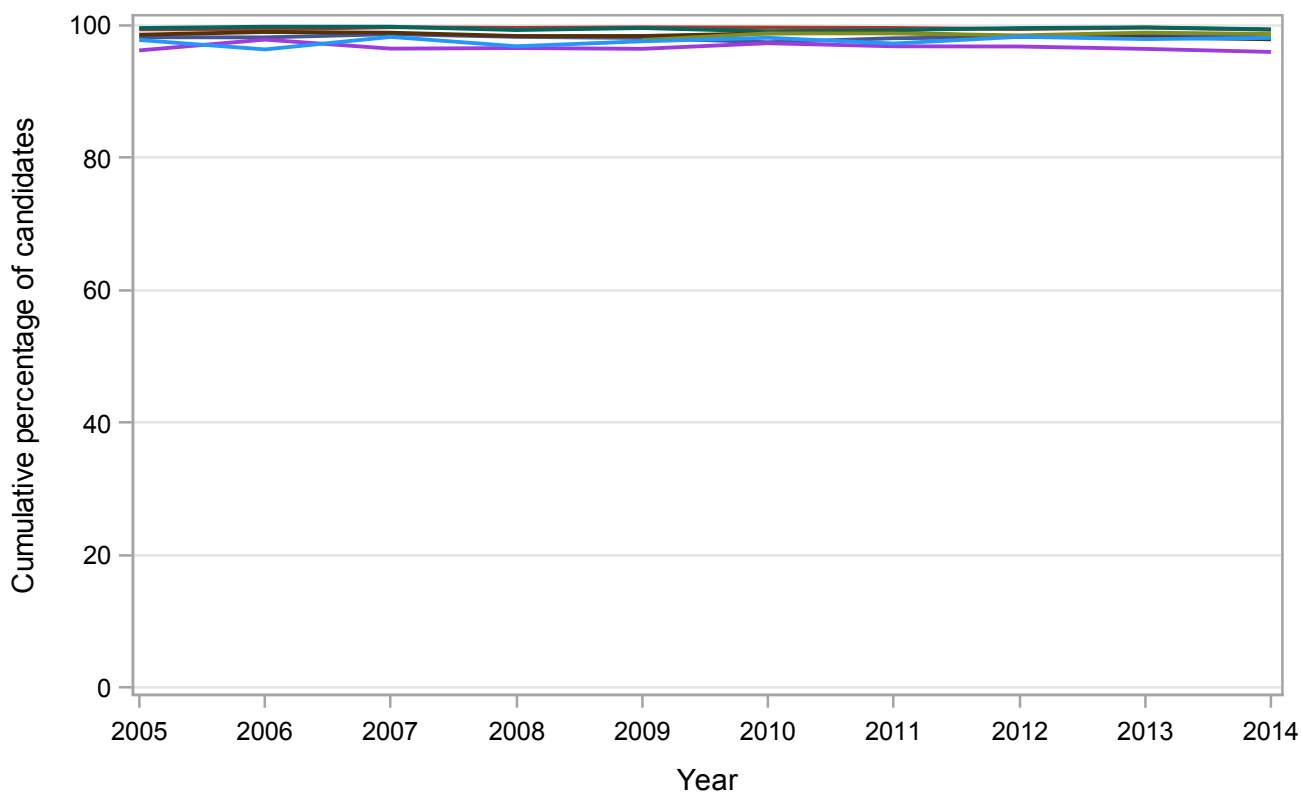
## GCE A Level RELIGIOUS STUDIES/EDUCATION Grade E by school type 2005-2014 Cumulative Percentages

School type	2005	2006	2007	2008	2009	2010	2011	2012	2013	2014
Comprehensive	98.2	98.2	98.7	98.3	98.1	97.5	98.1	98.3	98.7	98.2
Grammar	99.4	99.4	99.7	99.6	99.7	99.7	99.6	99.4	99.7	99.4
Independent	99.6	99.8	99.8	99.3	99.6	99.1	99.3	99.6	99.7	99.4
Sixth Form	98.6	99.0	98.9	98.4	98.4	98.8	98.9	98.3	98.2	97.9
FE/Tertiary	96.2	97.9	96.5	96.6	96.5	97.3	96.8	96.8	96.5	96.0
Academy	.	.	.	.	97.8	98.8	98.8	98.5	98.9	98.7
Other	97.8	96.4	98.3	96.8	97.6	98.1	97.3	98.3	97.9	98.1

### Cumulative Numbers

School type	2005	2006	2007	2008	2009	2010	2011	2012	2013	2014
Comprehensive	7918	8609	9016	9789	10179	10100	8534	7669	7286	6731
Grammar	2971	2977	3211	3462	3422	3342	2568	2307	2412	2304
Independent	2906	3222	3425	3492	3560	3425	3477	3426	3452	3582
Sixth Form	1512	1720	1711	1884	2022	2194	2314	2507	2482	2904
FE/Tertiary	484	501	633	621	682	760	767	850	897	862
Academy	.	.	.	.	220	411	3601	4970	5701	6531
Other	709	584	677	737	772	841	889	1082	1137	1040

### Cumulative percentage at Grade E by school type

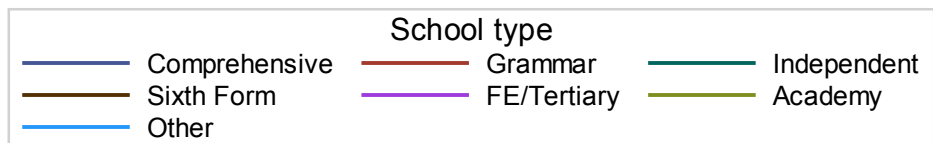
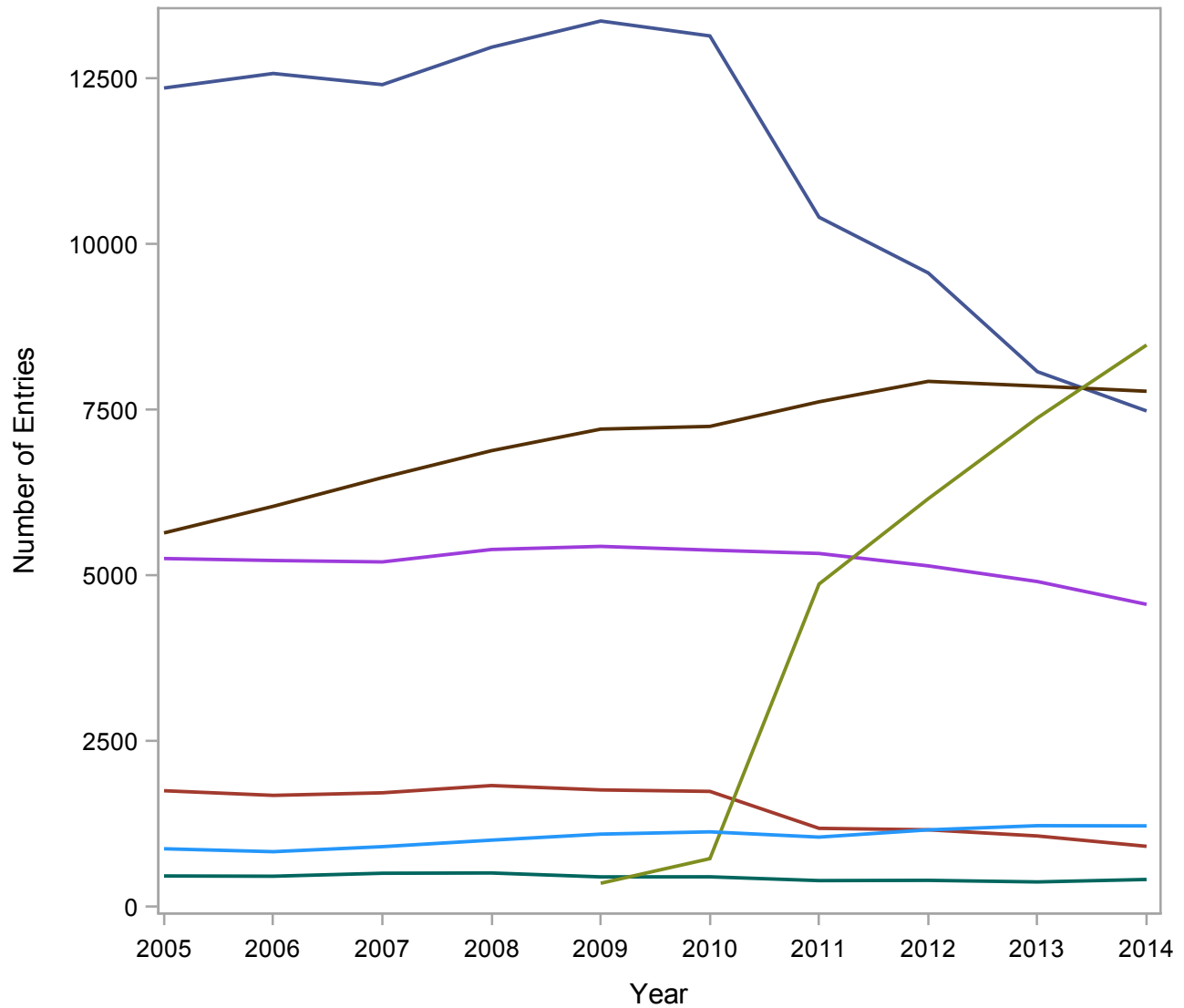


School type						
Comprehensive	Grammar	Independent	Sixth Form	FE/Tertiary	Academy	Other



## Numbers of GCE A Level entries in SOCIOLOGY by school type 2005-2014

School type	2005	2006	2007	2008	2009	2010	2011	2012	2013	2014
Comprehensive	12344	12563	12395	12959	13354	13129	10396	9556	8067	7475
Grammar	1749	1679	1718	1827	1761	1739	1182	1160	1067	911
Independent	464	460	505	509	450	451	394	398	374	411
Sixth Form	5636	6037	6470	6876	7201	7242	7613	7921	7850	7772
FE/Tertiary	5250	5220	5199	5386	5433	5377	5326	5139	4903	4559
Academy	.	.	.	.	354	725	4865	6152	7370	8469
Other	874	830	906	1004	1095	1129	1050	1159	1222	1219



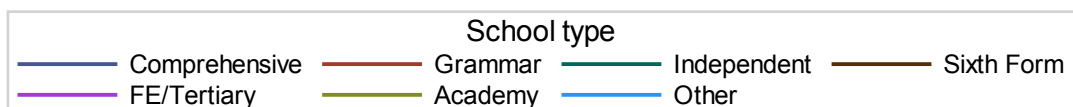
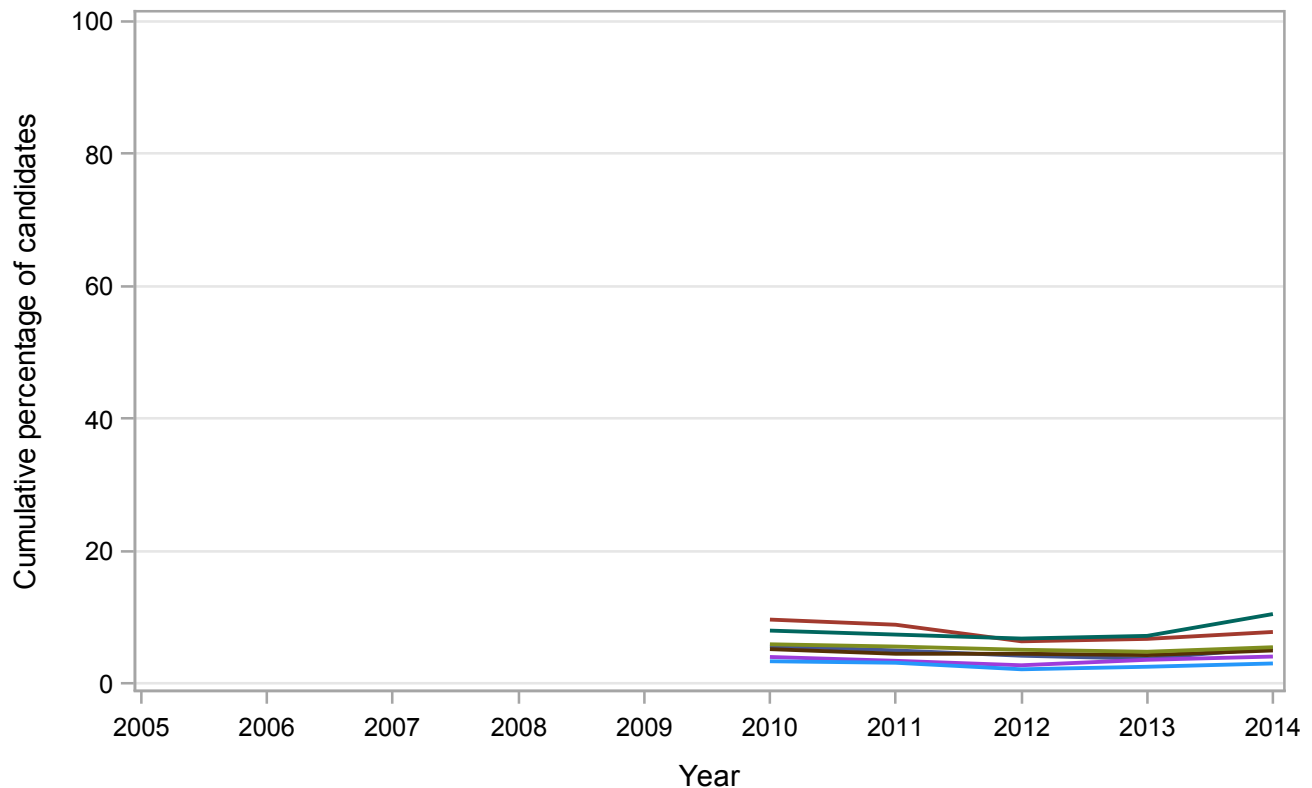
## GCE A Level SOCIOLOGY Grade A\* by school type 2005-2014 Cumulative Percentages

School type	2005	2006	2007	2008	2009	2010	2011	2012	2013	2014
Comprehensive	.	.	.	.	.	5.7	5.0	4.2	3.8	5.4
Grammar	.	.	.	.	.	9.7	8.9	6.4	6.7	7.8
Independent	.	.	.	.	.	8.0	7.4	6.8	7.2	10.5
Sixth Form	.	.	.	.	.	5.2	4.5	4.5	4.3	5.0
FE/Tertiary	.	.	.	.	.	4.0	3.4	2.8	3.6	4.1
Academy	.	.	.	.	.	5.9	5.6	5.1	4.8	5.5
Other	.	.	.	.	.	3.4	3.1	2.2	2.5	3.0

### Cumulative Numbers

School type	2005	2006	2007	2008	2009	2010	2011	2012	2013	2014
Comprehensive	.	.	.	.	.	745	520	402	303	400
Grammar	.	.	.	.	.	168	105	74	72	71
Independent	.	.	.	.	.	36	29	27	27	43
Sixth Form	.	.	.	.	.	377	343	356	338	389
FE/Tertiary	.	.	.	.	.	216	183	142	176	186
Academy	.	.	.	.	.	43	272	314	354	465
Other	.	.	.	.	.	38	33	25	31	37

### Cumulative percentage at Grade A\* by school type



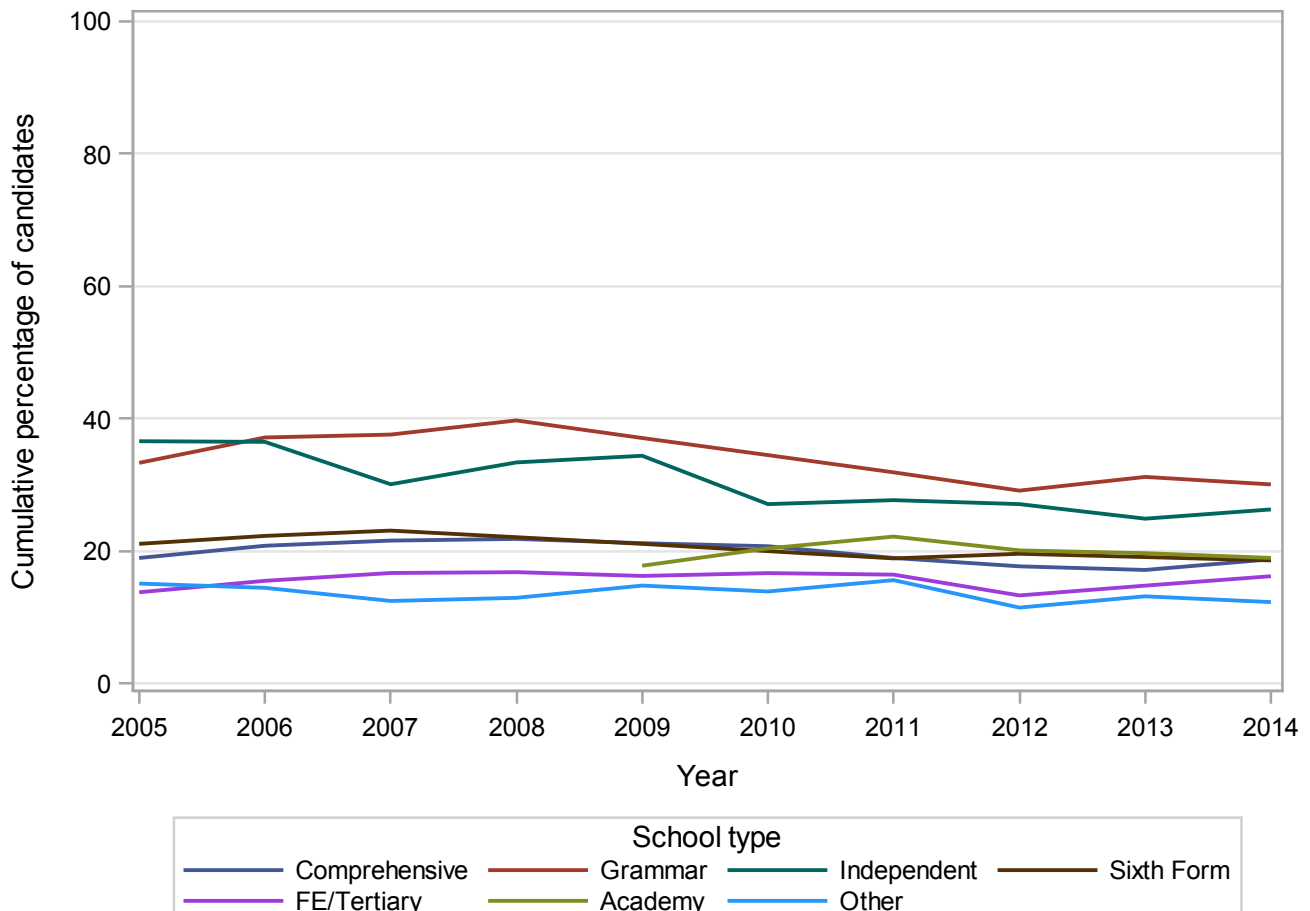
## GCE A Level SOCIOLOGY Grade A by school type 2005-2014 Cumulative Percentages

School type	2005	2006	2007	2008	2009	2010	2011	2012	2013	2014
Comprehensive	19.0	20.8	21.6	21.8	21.2	20.7	19.0	17.7	17.2	18.8
Grammar	33.3	37.2	37.6	39.7	37.1	34.5	31.9	29.1	31.2	30.1
Independent	36.6	36.5	30.1	33.4	34.4	27.1	27.7	27.1	24.9	26.3
Sixth Form	21.1	22.3	23.1	22.1	21.1	20.0	18.9	19.6	19.1	18.6
FE/Tertiary	13.8	15.5	16.7	16.8	16.3	16.7	16.4	13.3	14.8	16.2
Academy	.	.	.	.	17.8	20.4	22.2	20.1	19.7	19.0
Other	15.1	14.5	12.5	12.9	14.8	13.9	15.6	11.5	13.2	12.3

### Cumulative Numbers

School type	2005	2006	2007	2008	2009	2010	2011	2012	2013	2014
Comprehensive	2341	2615	2676	2831	2831	2723	1972	1692	1384	1403
Grammar	583	624	646	726	653	600	377	338	333	274
Independent	170	168	152	170	155	122	109	108	93	108
Sixth Form	1189	1346	1495	1520	1519	1448	1439	1553	1499	1446
FE/Tertiary	724	810	868	906	883	897	876	684	725	739
Academy	.	.	.	.	63	148	1080	1237	1451	1607
Other	132	120	113	130	162	157	164	133	161	150

### Cumulative percentage at Grade A by school type



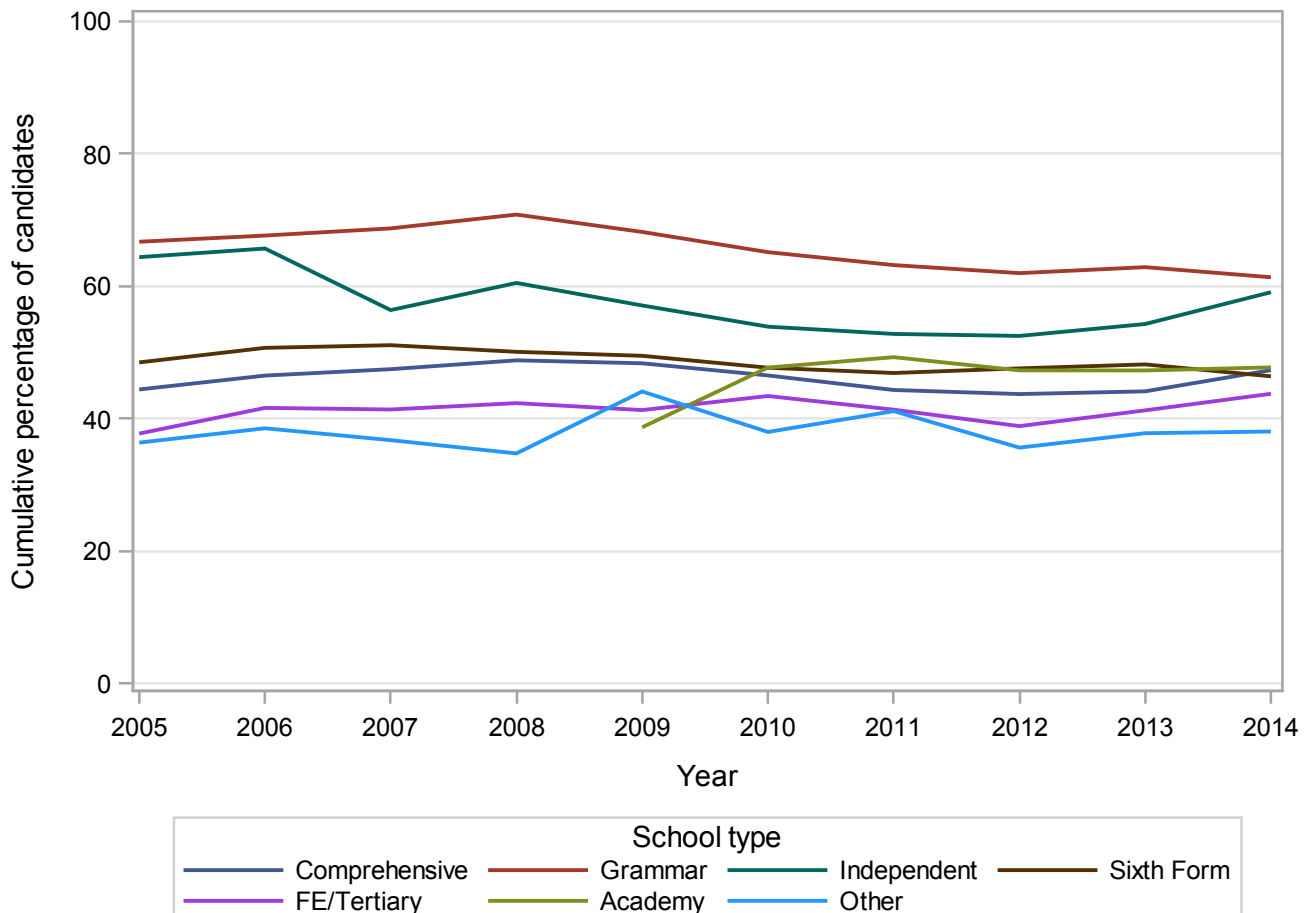
## GCE A Level SOCIOLOGY Grade B by school type 2005-2014 Cumulative Percentages

School type	2005	2006	2007	2008	2009	2010	2011	2012	2013	2014
Comprehensive	44.4	46.5	47.5	48.8	48.4	46.5	44.3	43.7	44.1	47.3
Grammar	66.7	67.7	68.7	70.8	68.2	65.2	63.2	62.0	62.9	61.4
Independent	64.4	65.7	56.4	60.5	57.1	53.9	52.8	52.5	54.3	59.1
Sixth Form	48.5	50.7	51.1	50.1	49.5	47.7	46.9	47.6	48.2	46.4
FE/Tertiary	37.8	41.6	41.4	42.4	41.3	43.4	41.4	38.9	41.3	43.8
Academy	.	.	.	.	38.7	47.7	49.3	47.3	47.3	47.8
Other	36.4	38.6	36.8	34.8	44.1	38.0	41.1	35.6	37.8	38.1

### Cumulative Numbers

School type	2005	2006	2007	2008	2009	2010	2011	2012	2013	2014
Comprehensive	5483	5843	5885	6326	6459	6109	4609	4178	3560	3538
Grammar	1167	1136	1181	1294	1201	1133	747	719	671	559
Independent	299	302	285	308	257	243	208	209	203	243
Sixth Form	2733	3061	3306	3445	3564	3454	3570	3770	3784	3606
FE/Tertiary	1982	2173	2152	2281	2244	2335	2203	1998	2023	1995
Academy	.	.	.	.	137	346	2398	2910	3485	4044
Other	318	320	333	349	483	429	432	413	462	464

### Cumulative percentage at Grade B by school type



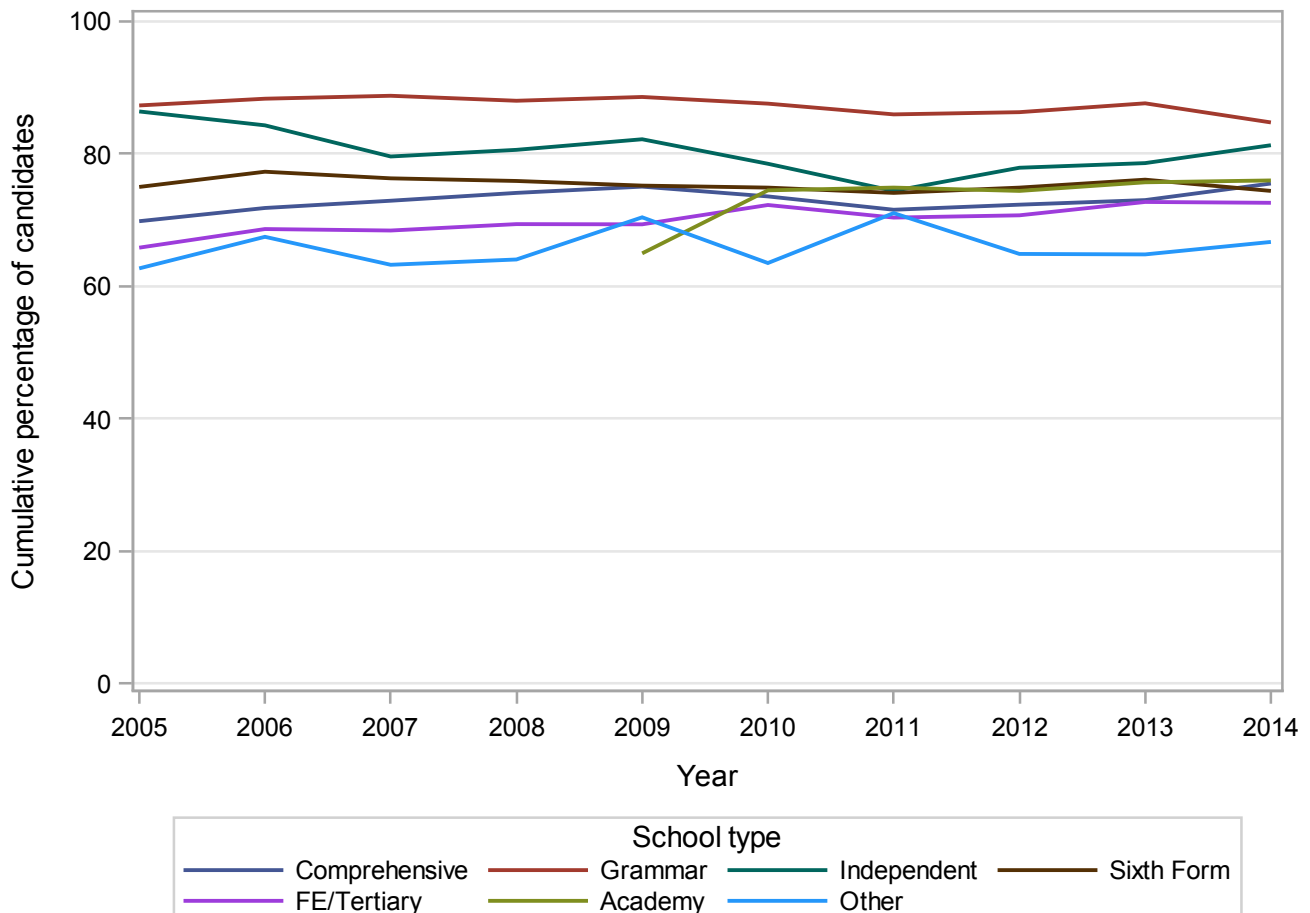
## GCE A Level SOCIOLOGY Grade C by school type 2005-2014 Cumulative Percentages

School type	2005	2006	2007	2008	2009	2010	2011	2012	2013	2014
Comprehensive	69.8	71.8	72.9	74.1	75.0	73.6	71.6	72.3	73.0	75.5
Grammar	87.3	88.3	88.8	88.0	88.6	87.6	86.0	86.3	87.6	84.7
Independent	86.4	84.3	79.6	80.6	82.2	78.5	74.4	77.9	78.6	81.3
Sixth Form	75.0	77.3	76.3	75.9	75.2	74.9	74.1	74.9	76.1	74.4
FE/Tertiary	65.8	68.6	68.4	69.4	69.4	72.3	70.4	70.7	72.7	72.6
Academy	.	.	.	.	65.0	74.5	74.9	74.4	75.7	76.0
Other	62.7	67.5	63.2	64.0	70.4	63.5	71.0	64.9	64.8	66.7

### Cumulative Numbers

School type	2005	2006	2007	2008	2009	2010	2011	2012	2013	2014
Comprehensive	8619	9023	9038	9603	10022	9659	7439	6911	5890	5645
Grammar	1527	1483	1525	1608	1560	1523	1016	1001	935	772
Independent	401	388	402	410	370	354	293	310	294	334
Sixth Form	4227	4667	4937	5219	5415	5424	5641	5933	5974	5782
FE/Tertiary	3456	3583	3557	3737	3768	3886	3748	3634	3566	3310
Academy	.	.	.	.	230	540	3644	4577	5579	6435
Other	548	560	573	643	771	717	746	752	792	813

### Cumulative percentage at Grade C by school type



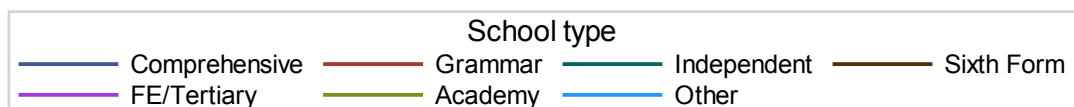
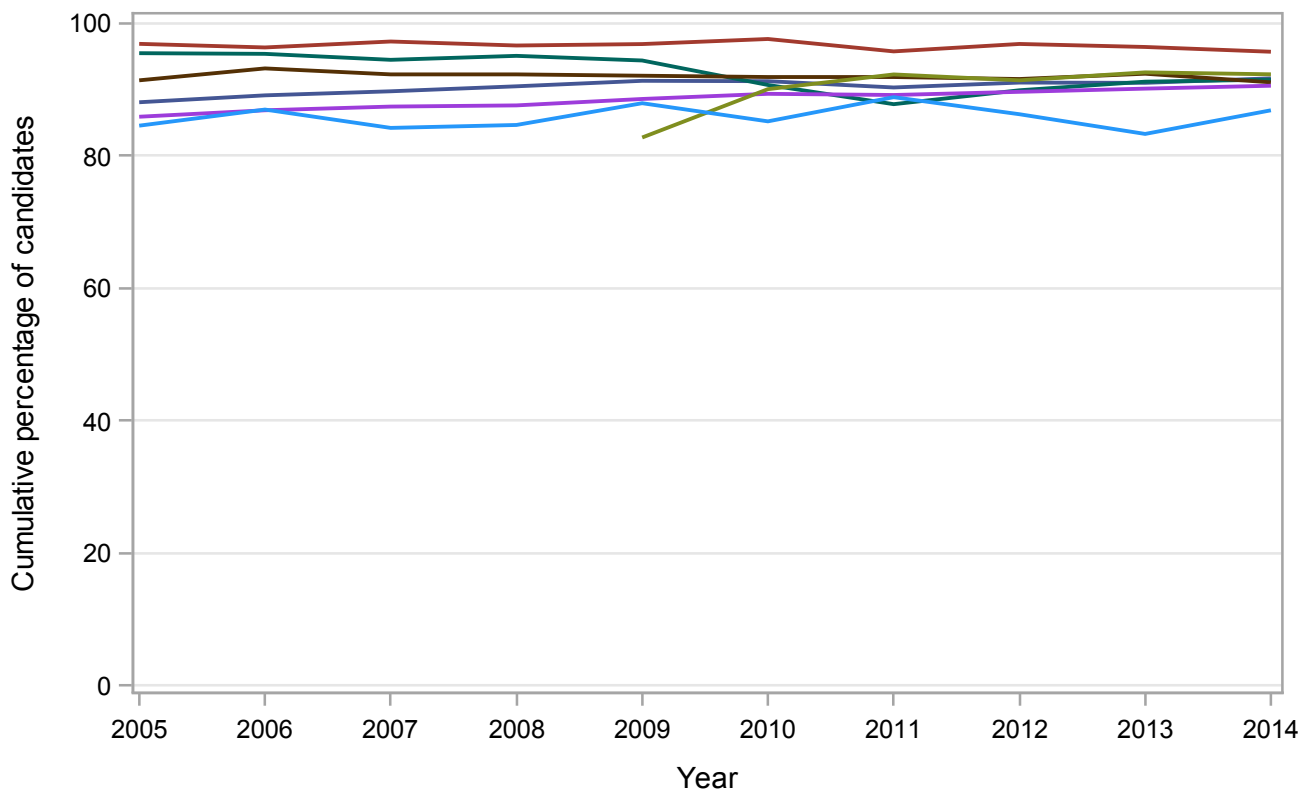
## GCE A Level SOCIOLOGY Grade D by school type 2005-2014 Cumulative Percentages

School type	2005	2006	2007	2008	2009	2010	2011	2012	2013	2014
Comprehensive	88.1	89.1	89.7	90.5	91.3	91.3	90.3	91.1	91.0	91.7
Grammar	96.9	96.4	97.3	96.7	96.9	97.6	95.8	96.9	96.4	95.7
Independent	95.5	95.4	94.5	95.1	94.4	90.7	87.8	89.9	91.2	91.5
Sixth Form	91.4	93.2	92.3	92.3	92.1	91.9	91.9	91.6	92.4	91.1
FE/Tertiary	85.9	86.9	87.4	87.6	88.6	89.4	89.2	89.7	90.1	90.6
Academy	.	.	.	.	82.8	90.1	92.3	91.4	92.6	92.3
Other	84.6	87.0	84.2	84.7	87.9	85.2	88.9	86.3	83.3	86.9

### Cumulative Numbers

School type	2005	2006	2007	2008	2009	2010	2011	2012	2013	2014
Comprehensive	10874	11198	11124	11728	12196	11983	9390	8702	7343	6855
Grammar	1695	1618	1671	1766	1706	1698	1132	1124	1029	872
Independent	443	439	477	484	425	409	346	358	341	376
Sixth Form	5151	5626	5972	6347	6632	6655	6996	7256	7253	7080
FE/Tertiary	4510	4535	4546	4719	4813	4805	4750	4608	4420	4130
Academy	.	.	.	.	293	653	4490	5623	6825	7818
Other	739	722	763	850	963	962	933	1000	1018	1059

### Cumulative percentage at Grade D by school type



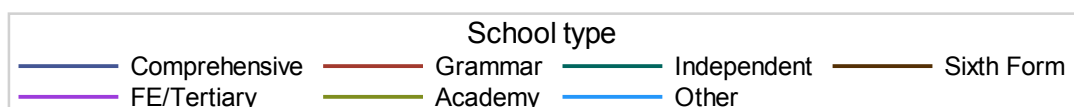
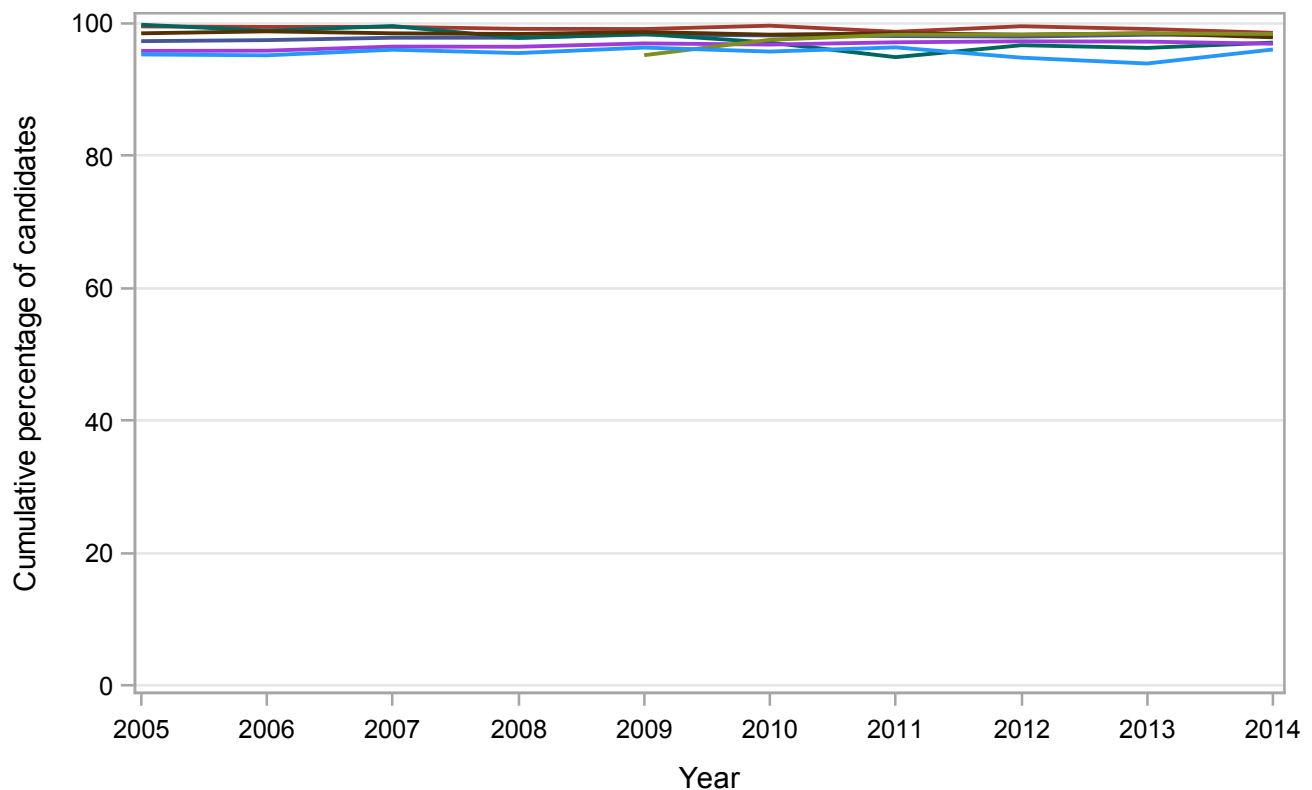
## GCE A Level SOCIOLOGY Grade E by school type 2005-2014 Cumulative Percentages

School type	2005	2006	2007	2008	2009	2010	2011	2012	2013	2014
Comprehensive	97.3	97.5	97.8	97.8	98.3	98.2	98.1	98.0	98.3	98.3
Grammar	99.5	99.5	99.5	99.2	99.1	99.7	98.7	99.6	99.2	98.6
Independent	99.8	98.9	99.6	97.8	98.4	97.1	94.9	96.7	96.3	97.1
Sixth Form	98.5	98.8	98.5	98.4	98.7	98.3	98.5	98.3	98.5	97.9
FE/Tertiary	95.8	95.9	96.5	96.5	97.0	96.8	97.1	97.3	97.2	96.9
Academy	.	.	.	.	95.2	97.5	98.3	98.3	98.5	98.4
Other	95.3	95.2	96.0	95.5	96.3	95.7	96.4	94.8	93.9	96.1

### Cumulative Numbers

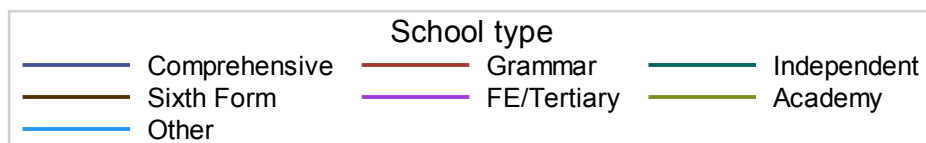
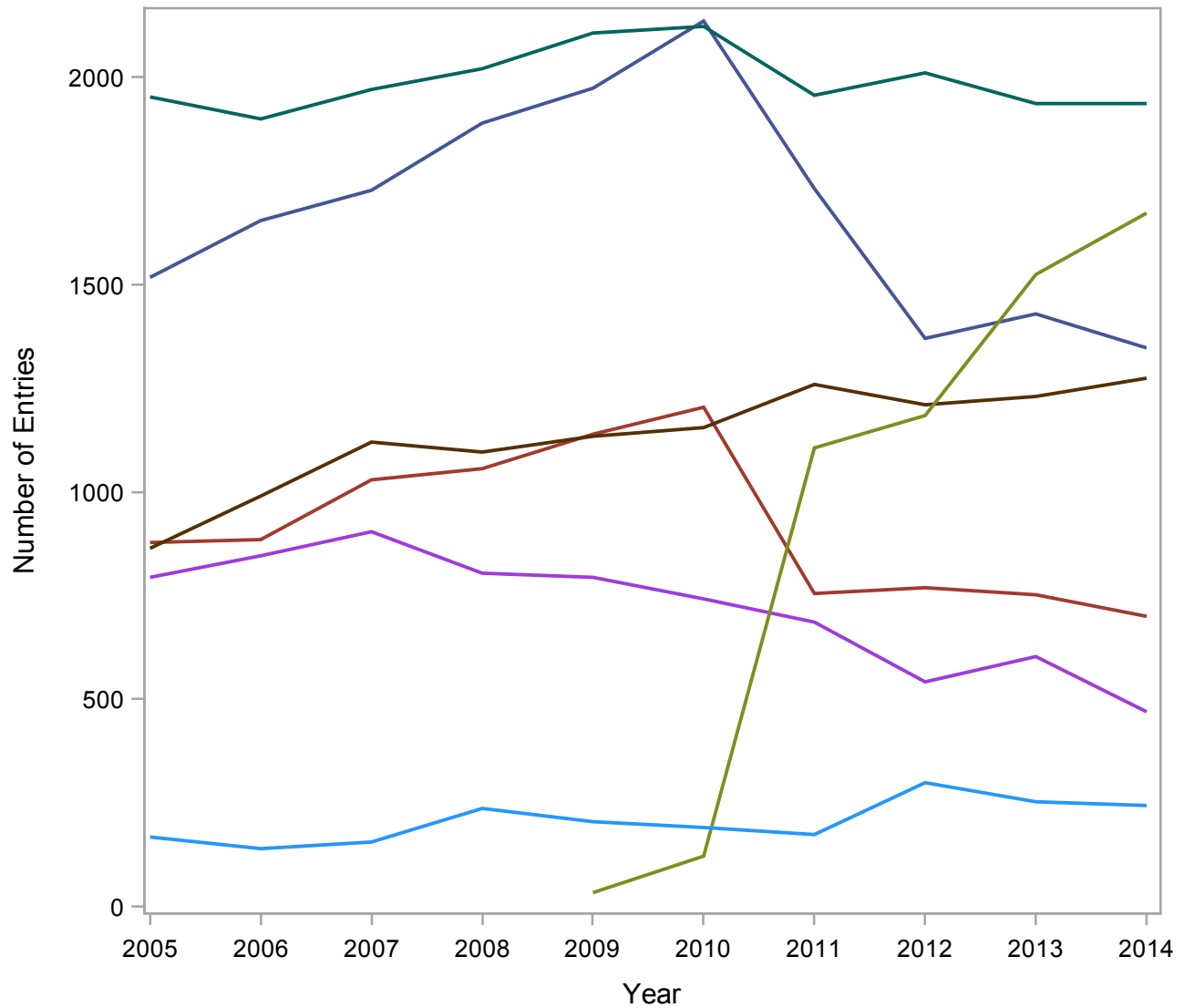
School type	2005	2006	2007	2008	2009	2010	2011	2012	2013	2014
Comprehensive	12013	12246	12127	12679	13129	12890	10197	9365	7929	7345
Grammar	1741	1670	1709	1812	1746	1733	1167	1155	1058	898
Independent	463	455	503	498	443	438	374	385	360	399
Sixth Form	5551	5965	6373	6766	7107	7119	7499	7786	7732	7609
FE/Tertiary	5032	5005	5017	5196	5269	5205	5174	5000	4768	4419
Academy	.	.	.	.	337	707	4782	6047	7259	8334
Other	833	790	870	959	1055	1081	1012	1099	1148	1171

### Cumulative percentage at Grade E by school type



## Numbers of GCE A Level entries in SPANISH by school type 2005-2014

School type	2005	2006	2007	2008	2009	2010	2011	2012	2013	2014
Comprehensive	1517	1654	1727	1889	1973	2135	1731	1370	1429	1347
Grammar	878	885	1029	1056	1139	1204	755	769	752	700
Independent	1952	1899	1970	2020	2106	2122	1956	2010	1936	1936
Sixth Form	864	990	1120	1096	1134	1155	1259	1210	1230	1274
FE/Tertiary	794	846	904	804	794	742	686	542	603	470
Academy	.	.	.	.	34	122	1106	1184	1524	1672
Other	168	140	156	237	205	191	174	299	253	244





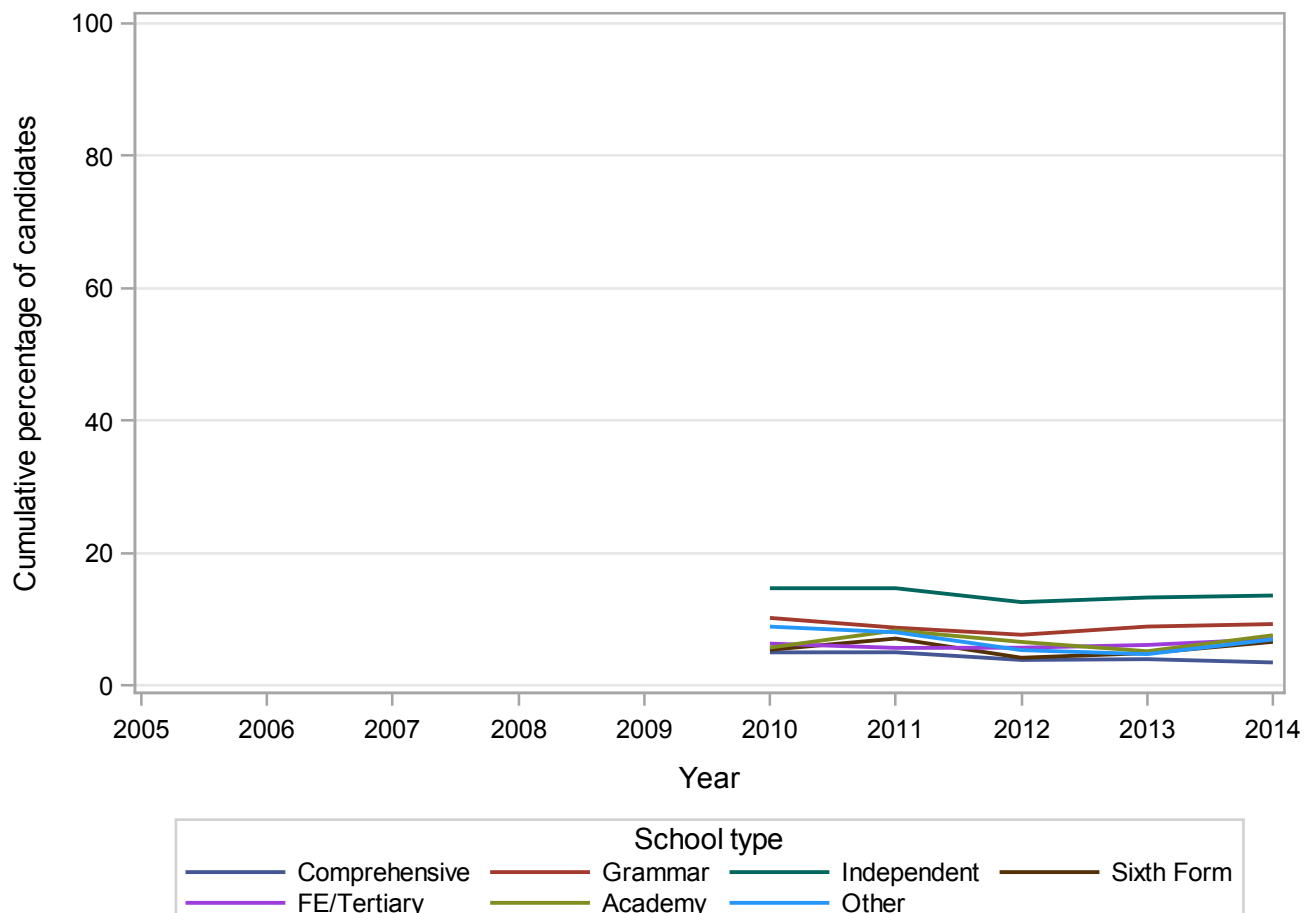
## GCE A Level SPANISH Grade A\* by school type 2005-2014 Cumulative Percentages

School type	2005	2006	2007	2008	2009	2010	2011	2012	2013	2014
Comprehensive	.	.	.	.	.	5.0	5.0	3.9	4.0	3.5
Grammar	.	.	.	.	.	10.2	8.7	7.7	8.9	9.3
Independent	.	.	.	.	.	14.7	14.7	12.6	13.3	13.6
Sixth Form	.	.	.	.	.	5.4	7.1	4.2	4.9	6.6
FE/Tertiary	.	.	.	.	.	6.3	5.7	5.7	6.1	7.0
Academy	.	.	.	.	.	5.7	8.3	6.6	5.2	7.6
Other	.	.	.	.	.	8.9	8.0	5.4	4.7	7.0

### Cumulative Numbers

School type	2005	2006	2007	2008	2009	2010	2011	2012	2013	2014
Comprehensive	.	.	.	.	.	107	87	53	57	47
Grammar	.	.	.	.	.	123	66	59	67	65
Independent	.	.	.	.	.	312	288	253	257	263
Sixth Form	.	.	.	.	.	62	89	51	60	84
FE/Tertiary	.	.	.	.	.	47	39	31	37	33
Academy	.	.	.	.	.	7	92	78	79	127
Other	.	.	.	.	.	17	14	16	12	17

### Cumulative percentage at Grade A\* by school type



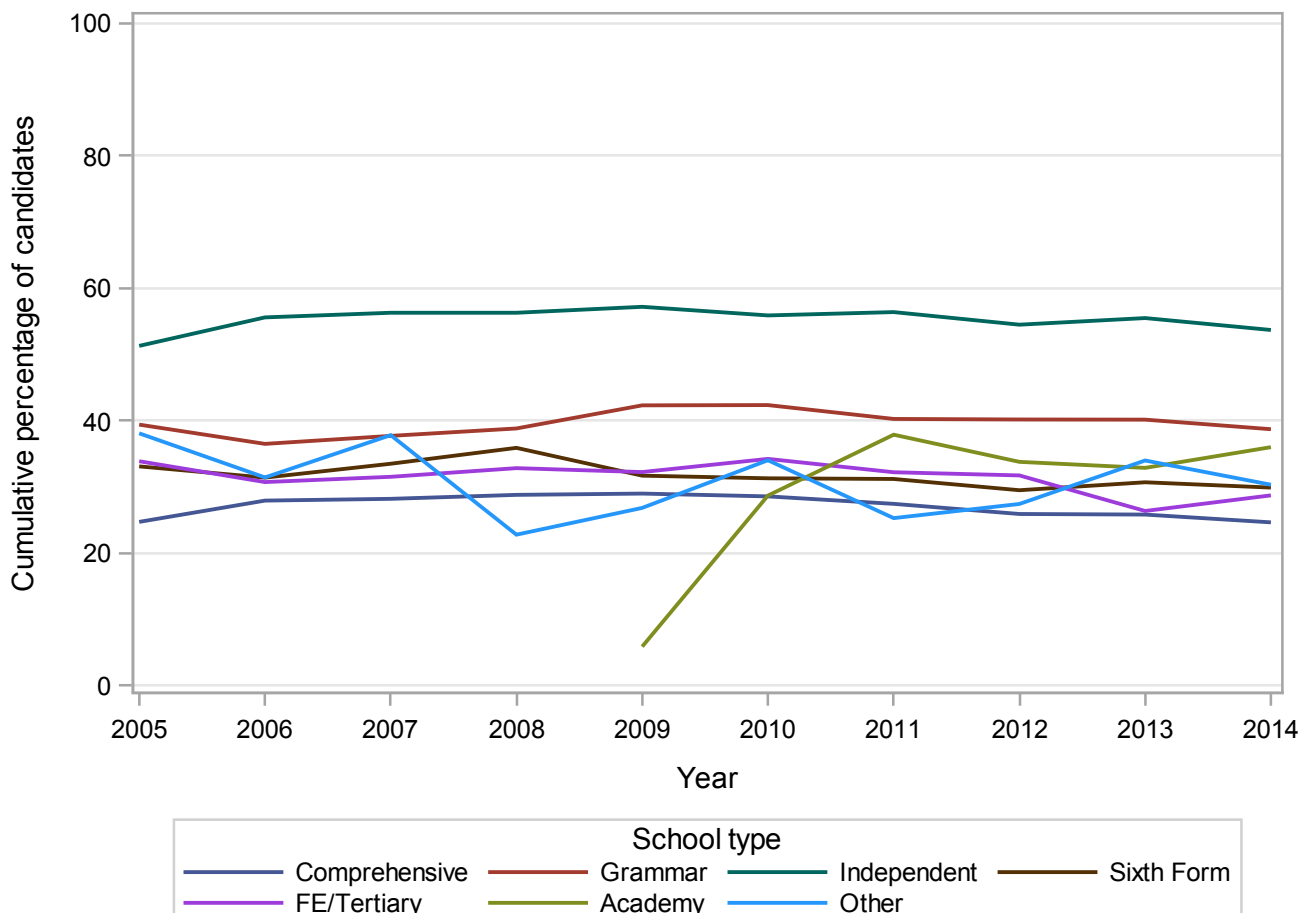
## GCE A Level SPANISH Grade A by school type 2005-2014 Cumulative Percentages

School type	2005	2006	2007	2008	2009	2010	2011	2012	2013	2014
Comprehensive	24.7	27.9	28.2	28.8	29.0	28.6	27.4	25.9	25.8	24.6
Grammar	39.4	36.5	37.7	38.8	42.3	42.4	40.3	40.2	40.2	38.7
Independent	51.3	55.6	56.3	56.3	57.2	55.9	56.4	54.5	55.5	53.7
Sixth Form	33.1	31.4	33.5	35.9	31.7	31.3	31.2	29.5	30.7	29.9
FE/Tertiary	33.9	30.7	31.5	32.8	32.2	34.2	32.2	31.7	26.4	28.7
Academy	.	.	.	.	5.9	28.7	37.9	33.8	32.9	36.0
Other	38.1	31.4	37.8	22.8	26.8	34.0	25.3	27.4	34.0	30.3

### Cumulative Numbers

School type	2005	2006	2007	2008	2009	2010	2011	2012	2013	2014
Comprehensive	375	462	487	544	572	610	475	355	369	332
Grammar	346	323	388	410	482	510	304	309	302	271
Independent	1001	1056	1109	1137	1205	1186	1103	1095	1074	1040
Sixth Form	286	311	375	393	359	362	393	357	378	381
FE/Tertiary	269	260	285	264	256	254	221	172	159	135
Academy	.	.	.	.	2	35	419	400	501	602
Other	64	44	59	54	55	65	44	82	86	74

### Cumulative percentage at Grade A by school type



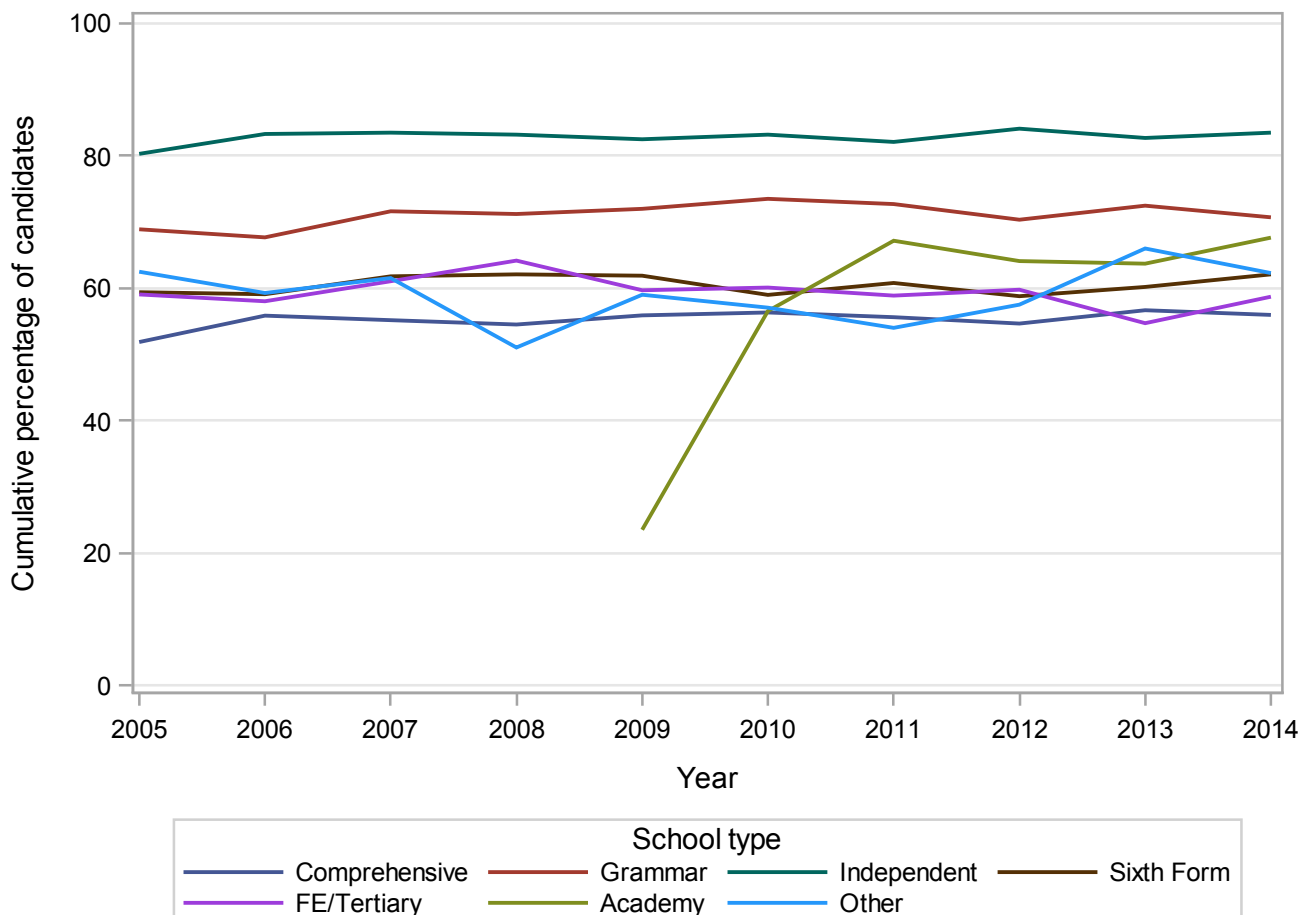
## GCE A Level SPANISH Grade B by school type 2005-2014 Cumulative Percentages

School type	2005	2006	2007	2008	2009	2010	2011	2012	2013	2014
Comprehensive	51.9	55.9	55.2	54.5	55.9	56.3	55.6	54.7	56.7	56.0
Grammar	68.9	67.7	71.6	71.2	72.0	73.5	72.7	70.4	72.5	70.7
Independent	80.3	83.3	83.5	83.2	82.5	83.2	82.1	84.1	82.7	83.5
Sixth Form	59.4	59.1	61.8	62.1	61.9	59.0	60.8	58.8	60.2	62.1
FE/Tertiary	59.1	58.0	61.1	64.2	59.7	60.1	58.9	59.8	54.7	58.7
Academy	.	.	.	.	23.5	56.6	67.2	64.1	63.7	67.6
Other	62.5	59.3	61.5	51.1	59.0	57.1	54.0	57.5	66.0	62.3

### Cumulative Numbers

School type	2005	2006	2007	2008	2009	2010	2011	2012	2013	2014
Comprehensive	787	924	953	1030	1103	1203	963	749	810	754
Grammar	605	599	737	752	820	885	549	541	545	495
Independent	1567	1582	1645	1681	1737	1766	1606	1690	1601	1617
Sixth Form	513	585	692	681	702	681	765	711	740	791
FE/Tertiary	469	491	552	516	474	446	404	324	330	276
Academy	.	.	.	.	8	69	743	759	971	1131
Other	105	83	96	121	121	109	94	172	167	152

### Cumulative percentage at Grade B by school type



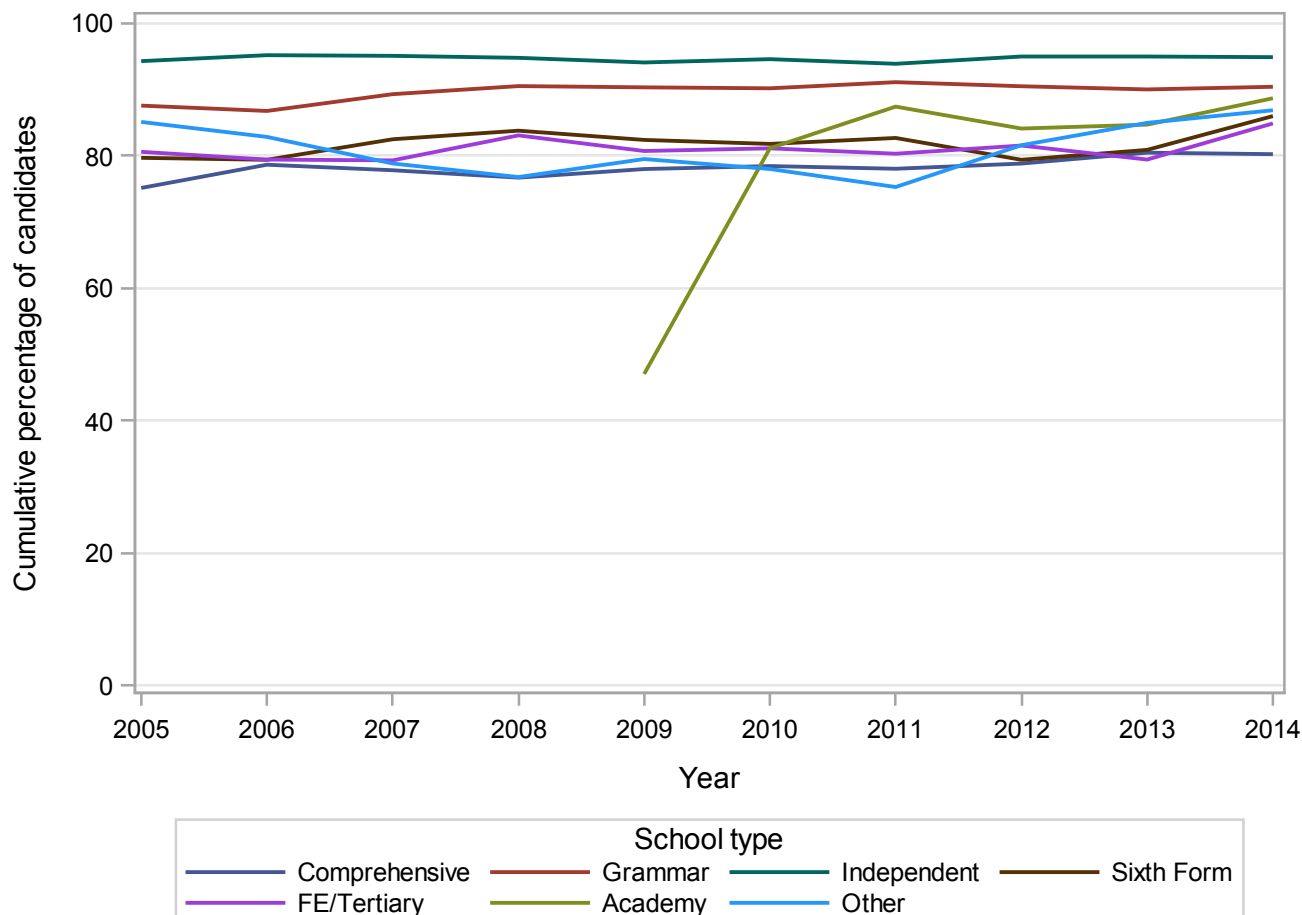
## GCE A Level SPANISH Grade C by school type 2005-2014 Cumulative Percentages

School type	2005	2006	2007	2008	2009	2010	2011	2012	2013	2014
Comprehensive	75.1	78.7	77.8	76.7	78.0	78.5	78.0	78.8	80.5	80.3
Grammar	87.6	86.8	89.3	90.5	90.3	90.2	91.1	90.5	90.0	90.4
Independent	94.3	95.2	95.1	94.8	94.1	94.6	93.9	95.0	95.0	94.9
Sixth Form	79.7	79.4	82.5	83.8	82.4	81.8	82.7	79.4	80.9	86.0
FE/Tertiary	80.6	79.4	79.3	83.1	80.7	81.1	80.3	81.5	79.4	84.9
Academy	.	.	.	.	47.1	81.1	87.4	84.1	84.7	88.7
Other	85.1	82.9	78.8	76.8	79.5	78.0	75.3	81.6	85.0	86.9

### Cumulative Numbers

School type	2005	2006	2007	2008	2009	2010	2011	2012	2013	2014
Comprehensive	1140	1301	1344	1449	1539	1675	1351	1080	1150	1081
Grammar	769	768	919	956	1029	1086	688	696	677	633
Independent	1841	1808	1873	1915	1982	2007	1837	1910	1839	1837
Sixth Form	689	786	924	918	934	945	1041	961	995	1096
FE/Tertiary	640	672	717	668	641	602	551	442	479	399
Academy	.	.	.	.	16	99	967	996	1291	1483
Other	143	116	123	182	163	149	131	244	215	212

### Cumulative percentage at Grade C by school type



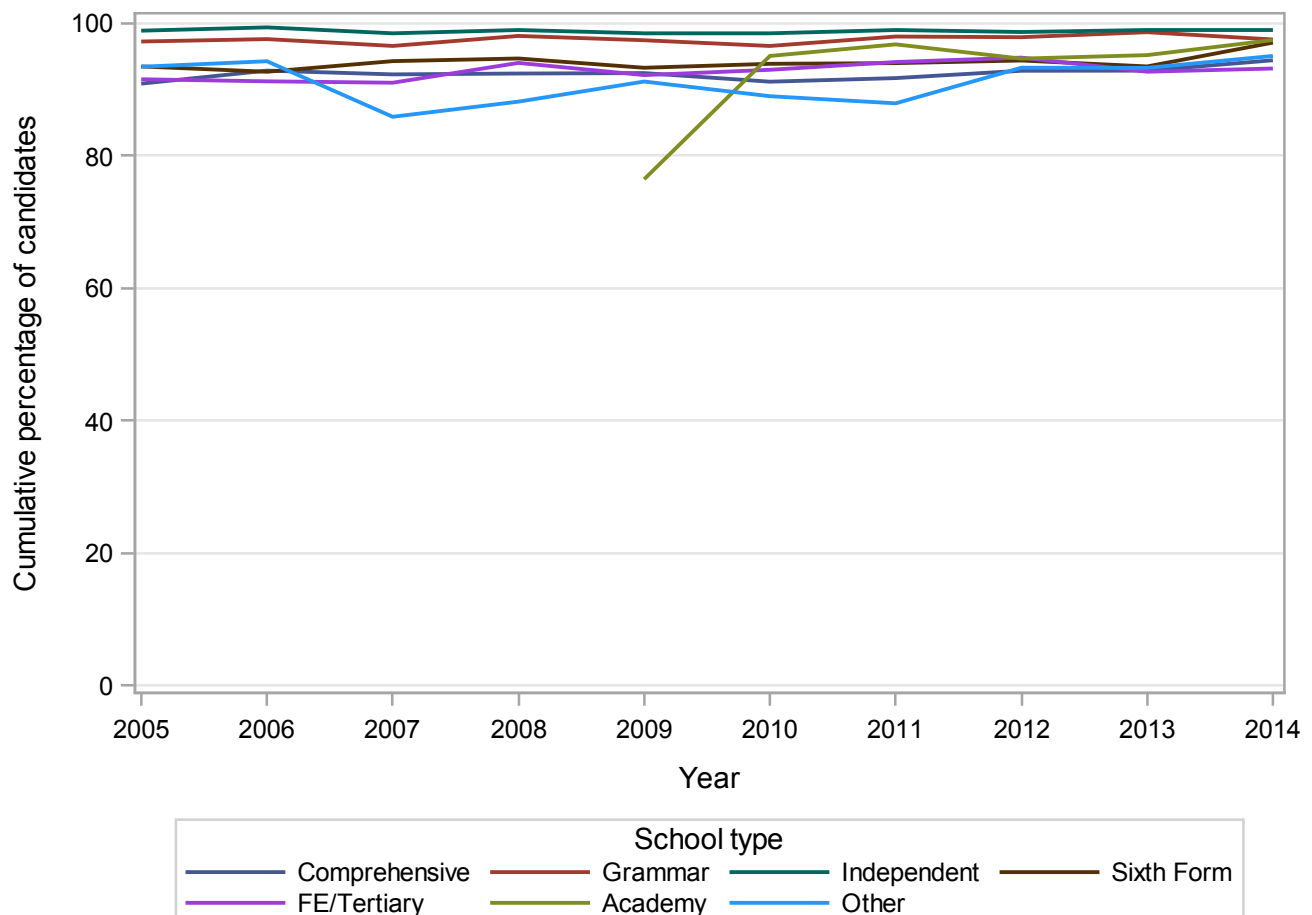
## GCE A Level SPANISH Grade D by school type 2005-2014 Cumulative Percentages

School type	2005	2006	2007	2008	2009	2010	2011	2012	2013	2014
Comprehensive	90.9	92.9	92.3	92.4	92.5	91.2	91.7	92.8	92.9	94.4
Grammar	97.3	97.6	96.6	98.1	97.5	96.6	98.0	97.9	98.7	97.6
Independent	98.9	99.4	98.5	99.0	98.5	98.5	99.0	98.7	99.0	99.0
Sixth Form	93.5	92.7	94.3	94.7	93.3	93.9	94.0	94.4	93.5	97.1
FE/Tertiary	91.6	91.3	91.0	94.0	92.2	93.0	94.2	94.8	92.7	93.2
Academy	.	.	.	.	76.5	95.1	96.8	94.7	95.2	97.5
Other	93.5	94.3	85.9	88.2	91.2	89.0	87.9	93.3	93.3	95.1

### Cumulative Numbers

School type	2005	2006	2007	2008	2009	2010	2011	2012	2013	2014
Comprehensive	1379	1536	1594	1746	1825	1947	1588	1272	1327	1272
Grammar	854	864	994	1036	1110	1163	740	753	742	683
Independent	1931	1888	1940	2000	2074	2090	1936	1984	1917	1917
Sixth Form	808	918	1056	1038	1058	1085	1183	1142	1150	1237
FE/Tertiary	727	772	823	756	732	690	646	514	559	438
Academy	.	.	.	.	26	116	1071	1121	1451	1630
Other	157	132	134	209	187	170	153	279	236	232

### Cumulative percentage at Grade D by school type



## GCE A Level SPANISH Grade E by school type 2005-2014 Cumulative Percentages

School type	2005	2006	2007	2008	2009	2010	2011	2012	2013	2014
Comprehensive	98.0	98.6	98.1	98.8	98.8	97.8	98.0	98.1	98.5	98.8
Grammar	99.5	99.3	99.3	99.5	99.6	99.8	99.3	100.0	99.9	99.7
Independent	99.9	99.9	99.7	100.0	99.8	99.4	99.8	99.7	99.8	99.8
Sixth Form	98.6	98.9	98.9	99.5	99.6	98.8	98.6	99.2	99.3	99.6
FE/Tertiary	97.4	96.9	97.7	98.3	97.2	98.1	98.8	98.5	98.0	98.5
Academy	.	.	.	.	94.1	98.4	99.3	98.6	98.6	99.7
Other	98.2	97.9	97.4	94.9	96.6	98.4	96.6	98.7	98.4	98.8

### Cumulative Numbers

School type	2005	2006	2007	2008	2009	2010	2011	2012	2013	2014
Comprehensive	1487	1631	1694	1866	1950	2089	1696	1344	1408	1331
Grammar	874	879	1022	1051	1135	1201	750	769	751	698
Independent	1950	1897	1964	2020	2102	2109	1952	2004	1932	1932
Sixth Form	852	979	1108	1091	1129	1141	1241	1200	1221	1269
FE/Tertiary	773	820	883	790	772	728	678	534	591	463
Academy	.	.	.	.	32	120	1098	1167	1503	1667
Other	165	137	152	225	198	188	168	295	249	241

### Cumulative percentage at Grade E by school type

