

# GCSE Uptake and Results, by School Type 2005-2014

Source: Inter-Awarding Body Statistics

Statistics Report Series No.100

Tim Gill

January 2016

Research Division – Statistics Group  
Assessment, Research and Development  
Cambridge Assessment  
1 Regent Street, Cambridge, CB2 1GG

## ***Table of contents***

- GCSE All Candidates by School Type
  
- GCSE By Subject:
  - ART
  - BIOLOGY
  - BUSINESS & COMMUNICATION SYSTEMS
  - BUSINESS STUDIES
  - CHEMISTRY
  - CLASSICAL SUBJECTS
  - COMBINED SCIENCE
  - COMMUNICATION STUDIES
  - COMPUTING/INFORMATION
  - DESIGN AND TECHNOLOGY
  - DRAMA
  - ECONOMICS
  - ENGLISH<sup>1</sup>
  - ENGLISH LITERATURE
  - FRENCH
  - GENERAL STUDIES
  - GEOGRAPHY
  - GERMAN
  - HISTORY
  - HOME ECONOMICS
  - HUMANITIES
  - MATHEMATICS
  - MUSIC
  - PE/SPORT
  - PHYSICS
  - PSYCHOLOGY
  - RELIGIOUS STUDIES/EDUCATION
  - SOCIOLOGY
  - SPANISH
  - STATISTICS
  - VOCATIONAL STUDIES

NOTE: The Inter-Awarding Body Statistics are the results for all candidates, of all ages, from all centres.

---

<sup>1</sup> Including both English and English Language.

## **Introduction**

This report presents the entries and results for all GCSE subject categories in England, Northern Ireland and Wales for the years 2005 to 2014 (summer sessions only), broken down by school type. The data is compiled from the Inter-Awarding Body Statistics produced by the Joint Council for Qualifications (JCQ)<sup>2</sup>. Within each subject category there may be different specifications or indeed different qualifications: for instance, the Combined Science category includes Core Science and Additional Science; the Communication Studies category includes Media Studies, Film Studies and Expressive Arts. Where individual subjects are of special interest, these are presented separately: for instance, the Social Science category has been broken down into Psychology and Sociology only and the Languages category into French, German and Spanish only.

The report starts with the entries and results for all subject categories together, followed by each category (or subject) separately. For each, the data are presented in the following order:

- Table and graph of entries by school type
- Tables of the numbers and percentages of candidates achieving each grade or better, by school type
- Graph of the percentage of candidates achieving each grade or better, by school type.

It should be noted that the numbers of candidates achieving each grade or better is not in the Inter-Awarding Body Statistics, but was calculated using the percentages achieving each grade and the total number of entries. These percentages are given to one decimal place only, meaning that the number of candidates may not be precisely accurate.

This was the fifth year in which academy schools have been treated as a separate school type. These are state funded schools that are independent of local authority control, the first of which opened in 2002. Most academies were previously comprehensives, and were categorised as such in the JCQ data, up until they converted. However, until 2009, once these schools converted they were categorised as independent schools. Thus they appear in this report, in year prior to 2009, in either the 'comprehensive' or 'independent' categories. From 2009, there is a separate category in the tables and graphs for 'academy' schools. From 2013, this category also includes 'Free' schools.

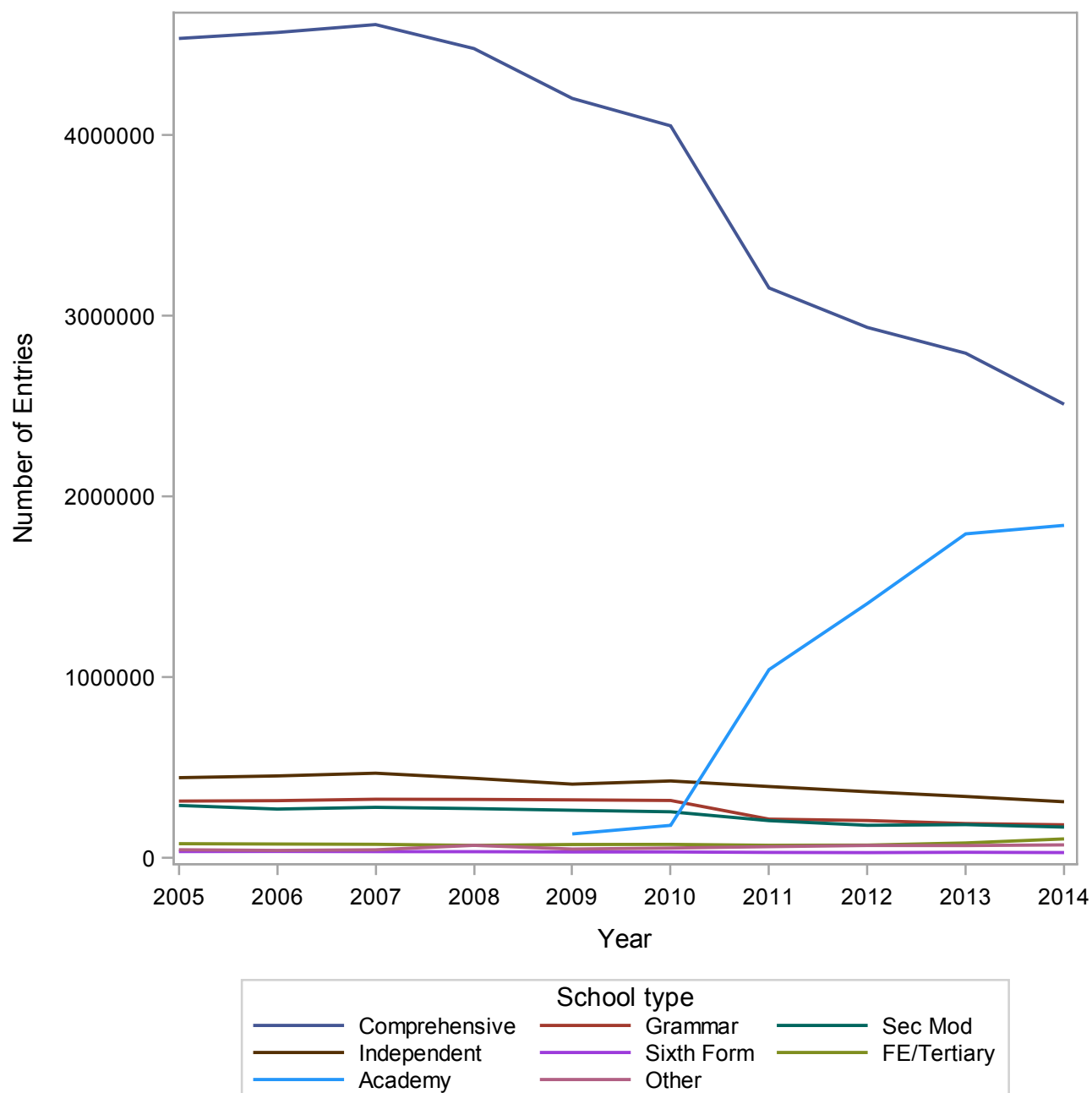
For some of the subject categorisations the percentage of candidates achieving each grade or better can appear very erratic on the graphs between years for particular school types. This is because of the low numbers of entries for these subjects in these schools.

---

<sup>2</sup> See <http://www.jcq.org.uk/examination-results/gcse>. The school type categorisation was taken directly from the electronic versions of the Inter-Awarding Body Statistics provided each year to awarding bodies by the JCQ.

## Numbers of GCSE entries in all subjects by school type 2005-2014

School type	2005	2006	2007	2008	2009	2010	2011	2012	2013	2014
<b>Comprehensive</b>	4535316	4568459	4612182	4479465	4203503	4051803	3154769	2936099	2793482	2511186
<b>Grammar</b>	314855	317266	325154	324193	321571	318238	214893	207233	190448	183659
<b>Sec Mod</b>	290706	270683	280288	273332	264099	255586	206578	180927	184693	170907
<b>Independent</b>	444347	454115	469140	440873	408567	426241	395517	366585	340379	311167
<b>Sixth Form</b>	35711	36160	35330	34841	33493	33320	30802	29726	31627	29885
<b>FE/Tertiary</b>	79115	77210	75565	69672	74580	75170	70201	71200	83128	105515
<b>Academy</b>	.	.	.	.	133130	180555	1042119	1408105	1793734	1840872
<b>Other</b>	45355	41880	45171	69994	49418	55032	62651	69237	68683	72447



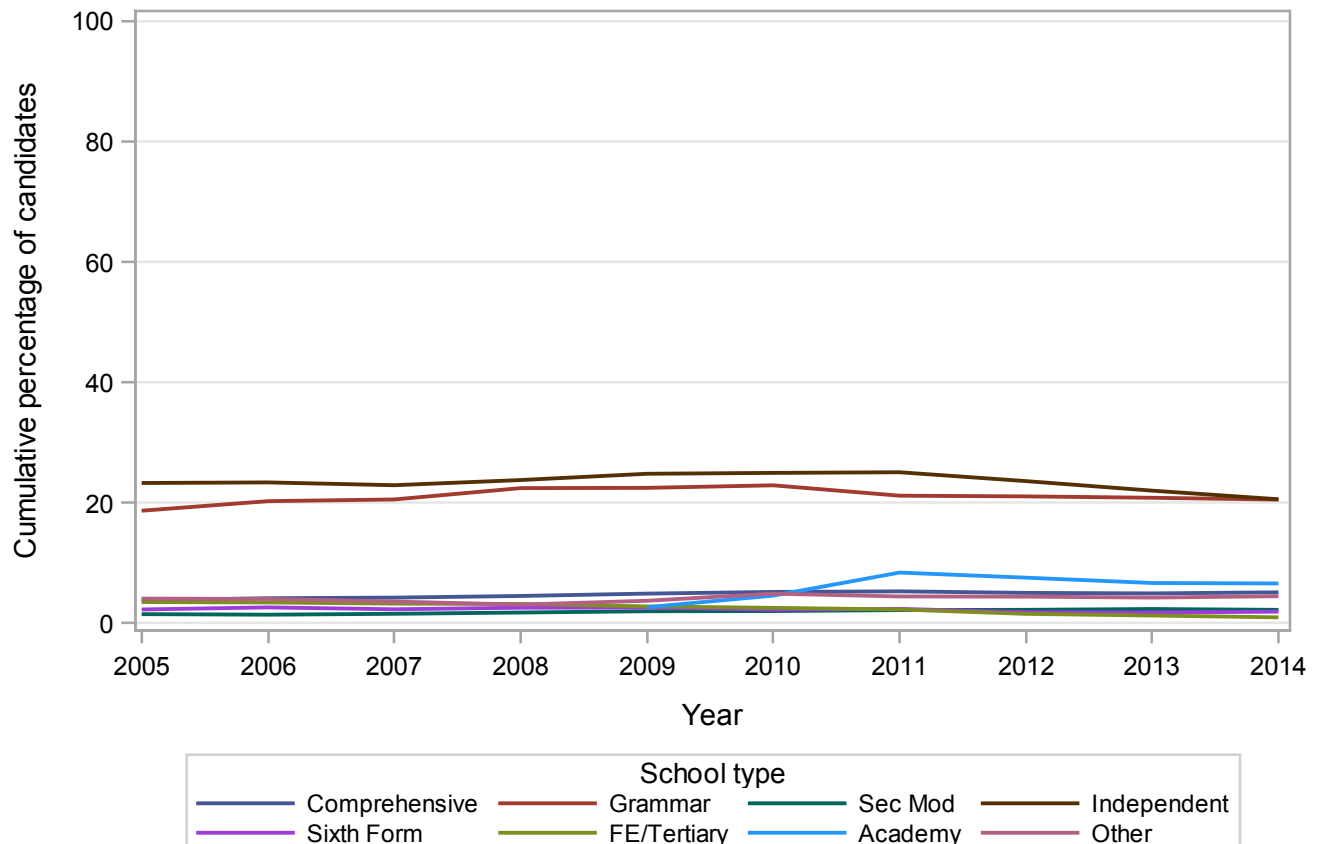
## GCSE All Subjects Grade A\* by school type 2005-2014 Cumulative Percentages

School type	2005	2006	2007	2008	2009	2010	2011	2012	2013	2014
Comprehensive	3.8	4.1	4.2	4.5	4.9	5.2	5.3	5.0	4.9	5.1
Grammar	18.7	20.3	20.5	22.4	22.5	22.9	21.2	21.1	20.8	20.5
Sec Mod	1.5	1.4	1.6	1.8	2.0	2.0	2.2	2.2	2.3	2.2
Independent	23.3	23.4	22.9	23.8	24.8	25.0	25.1	23.6	22.0	20.6
Sixth Form	2.3	2.6	2.3	2.6	2.6	2.2	2.4	1.8	1.8	1.9
FE/Tertiary	3.5	3.4	3.2	3.2	2.8	2.5	2.3	1.5	1.3	1.0
Academy	.	.	.	.	2.7	4.6	8.4	7.6	6.7	6.6
Other	4.1	4.0	3.6	3.1	3.7	4.9	4.4	4.4	4.3	4.5

### Cumulative Numbers

School type	2005	2006	2007	2008	2009	2010	2011	2012	2013	2014
Comprehensive	172316	189348	195882	202425	206390	210247	166778	147679	138191	128770
Grammar	58812	64310	66819	72730	72285	72877	45508	43644	39674	37701
Sec Mod	4359	3815	4360	4839	5226	5152	4494	4009	4339	3779
Independent	103456	106176	107508	104822	101393	106410	99157	86512	74934	64047
Sixth Form	813	948	815	894	868	749	731	541	560	572
FE/Tertiary	2779	2657	2454	2221	2072	1914	1596	1102	1055	1023
Academy	.	.	.	.	3530	8266	87588	106428	119704	121483
Other	1851	1687	1623	2158	1840	2699	2780	3051	2920	3247

### Cumulative percentage at Grade A\* by school type



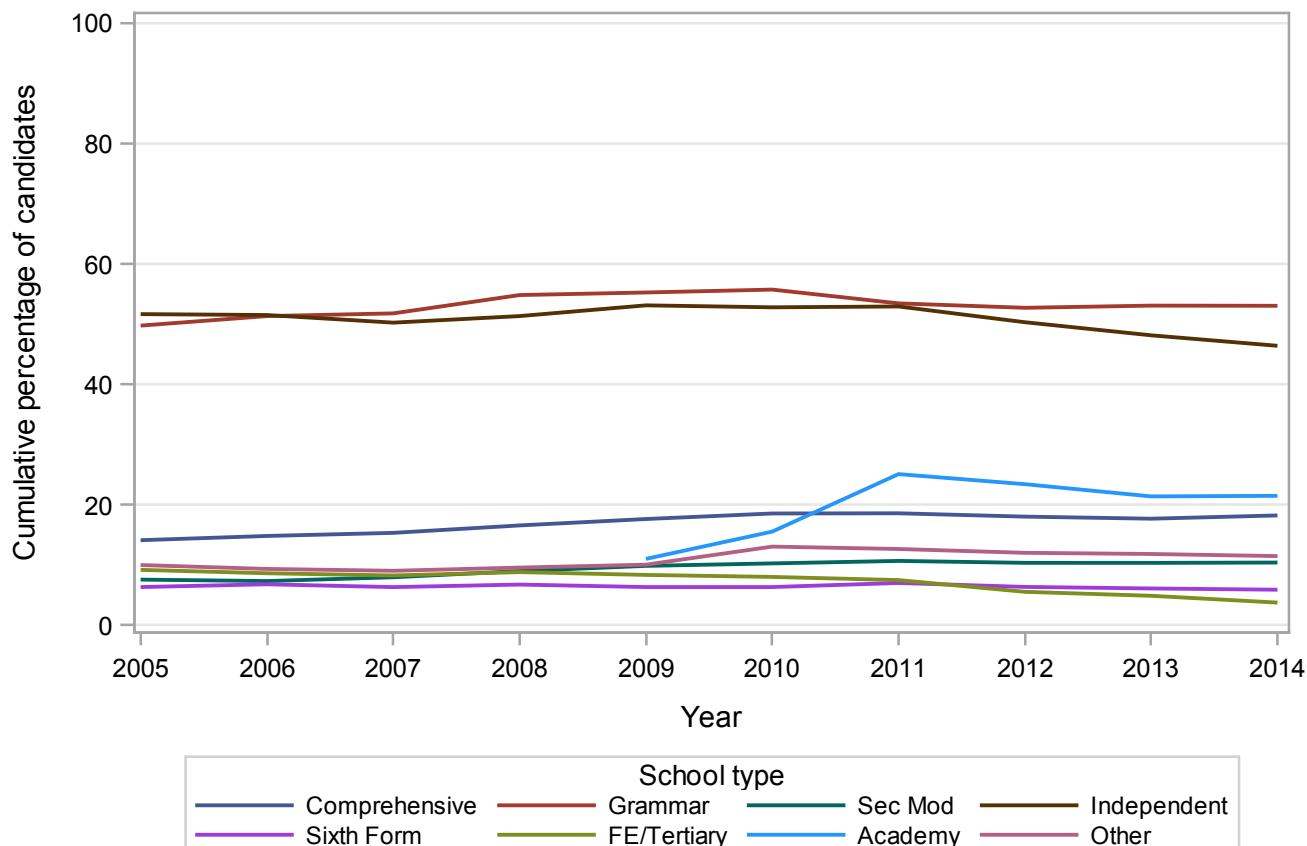
## GCSE All Subjects Grade A by school type 2005-2014 Cumulative Percentages

School type	2005	2006	2007	2008	2009	2010	2011	2012	2013	2014
Comprehensive	14.1	14.8	15.3	16.6	17.6	18.6	18.6	18.0	17.7	18.2
Grammar	49.8	51.3	51.8	54.8	55.3	55.7	53.5	52.7	53.1	53.1
Sec Mod	7.6	7.3	8.0	9.0	9.9	10.3	10.7	10.4	10.3	10.4
Independent	51.7	51.5	50.3	51.3	53.1	52.8	52.9	50.3	48.1	46.4
Sixth Form	6.3	6.8	6.3	6.7	6.3	6.3	7.0	6.4	6.1	5.9
FE/Tertiary	9.2	8.6	8.3	8.8	8.3	8.0	7.5	5.5	4.9	3.8
Academy	.	.	.	.	11.0	15.5	25.1	23.4	21.4	21.5
Other	10.0	9.3	9.0	9.6	10.0	13.1	12.7	12.0	11.8	11.5

### Cumulative Numbers

School type	2005	2006	2007	2008	2009	2010	2011	2012	2013	2014
Comprehensive	640223	676980	707283	742228	741264	751849	586347	529348	494057	457760
Grammar	156671	162892	168402	177780	177707	177394	114865	109255	101097	97433
Sec Mod	22005	19845	22310	24557	26016	26227	22047	18735	19115	17779
Independent	229593	233947	235746	226349	217062	225049	209395	184472	163879	144408
Sixth Form	2262	2457	2235	2350	2121	2110	2160	1889	1928	1760
FE/Tertiary	7269	6657	6239	6140	6226	6024	5256	3945	4055	3957
Academy	.	.	.	.	14654	28059	261506	329815	383645	395513
Other	4531	3912	4082	6697	4966	7183	7927	8324	8123	8314

### Cumulative percentage at Grade A by school type



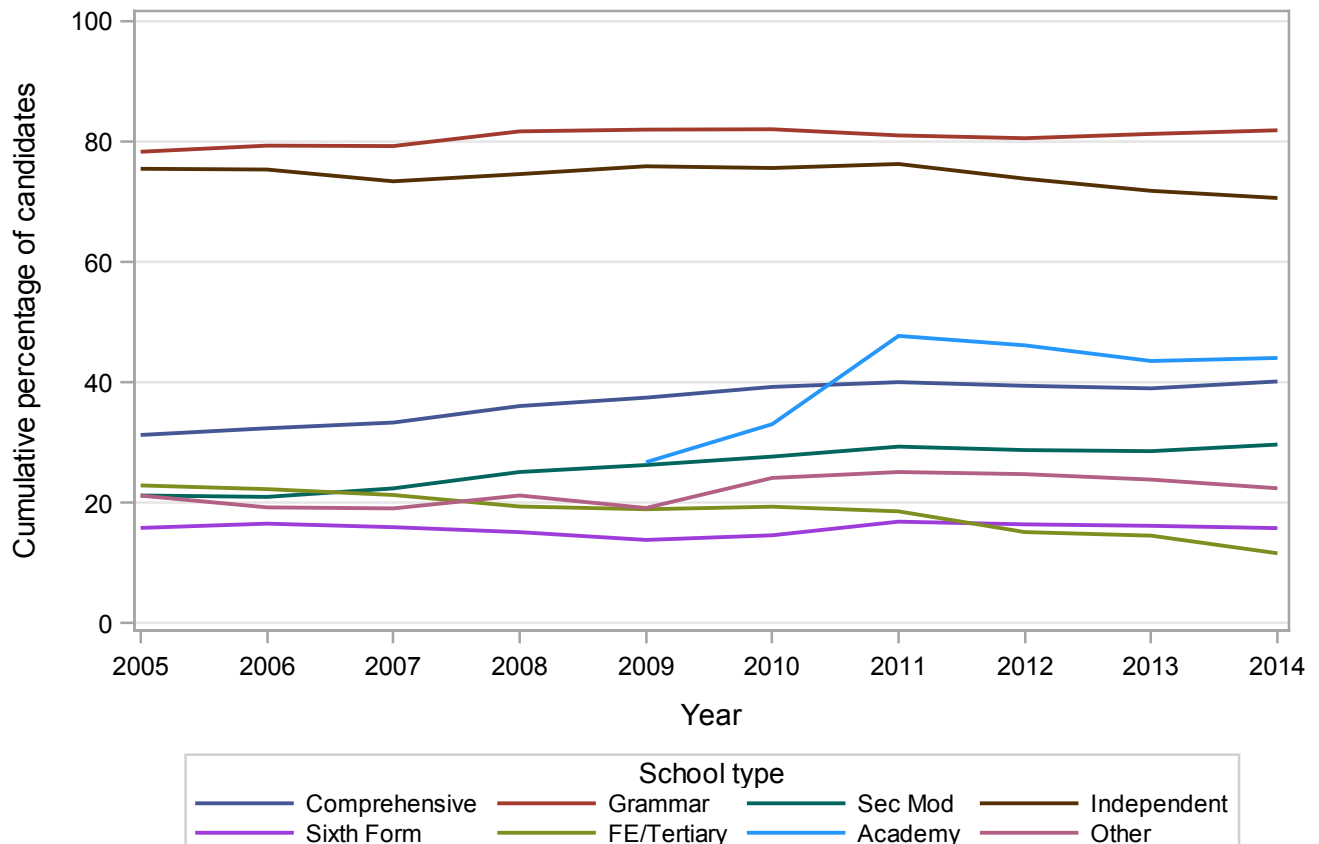
## GCSE All Subjects Grade B by school type 2005-2014 Cumulative Percentages

School type	2005	2006	2007	2008	2009	2010	2011	2012	2013	2014
Comprehensive	31.3	32.4	33.3	36.1	37.5	39.2	40.0	39.4	39.0	40.2
Grammar	78.3	79.3	79.3	81.7	82.0	82.0	81.0	80.6	81.3	81.9
Sec Mod	21.2	21.0	22.4	25.1	26.3	27.7	29.3	28.7	28.6	29.7
Independent	75.5	75.4	73.4	74.6	75.9	75.6	76.3	73.8	71.8	70.6
Sixth Form	15.8	16.5	15.9	15.1	13.8	14.6	16.9	16.4	16.2	15.8
FE/Tertiary	22.9	22.3	21.3	19.4	18.9	19.3	18.6	15.1	14.5	11.6
Academy	.	.	.	.	26.7	33.1	47.7	46.1	43.5	44.1
Other	21.2	19.2	19.1	21.2	19.1	24.1	25.1	24.8	23.8	22.4

### Cumulative Numbers

School type	2005	2006	2007	2008	2009	2010	2011	2012	2013	2014
Comprehensive	1417878	1479082	1537016	1615745	1574504	1590189	1263055	1157731	1089565	1008307
Grammar	246558	251658	257685	264834	263632	261083	174102	166933	154783	150371
Sec Mod	61657	56783	62753	68635	69380	70724	60583	52014	52774	50715
Independent	335378	342192	344329	328866	310080	322266	301675	270666	244445	219755
Sixth Form	5649	5979	5633	5269	4631	4864	5194	4879	5115	4719
FE/Tertiary	18103	17191	16090	13500	14114	14542	13042	10773	12085	12247
Academy	.	.	.	.	35590	59685	497284	649828	781162	811003
Other	9610	8056	8612	14847	9454	13276	15730	17141	16380	16234

### Cumulative percentage at Grade B by school type



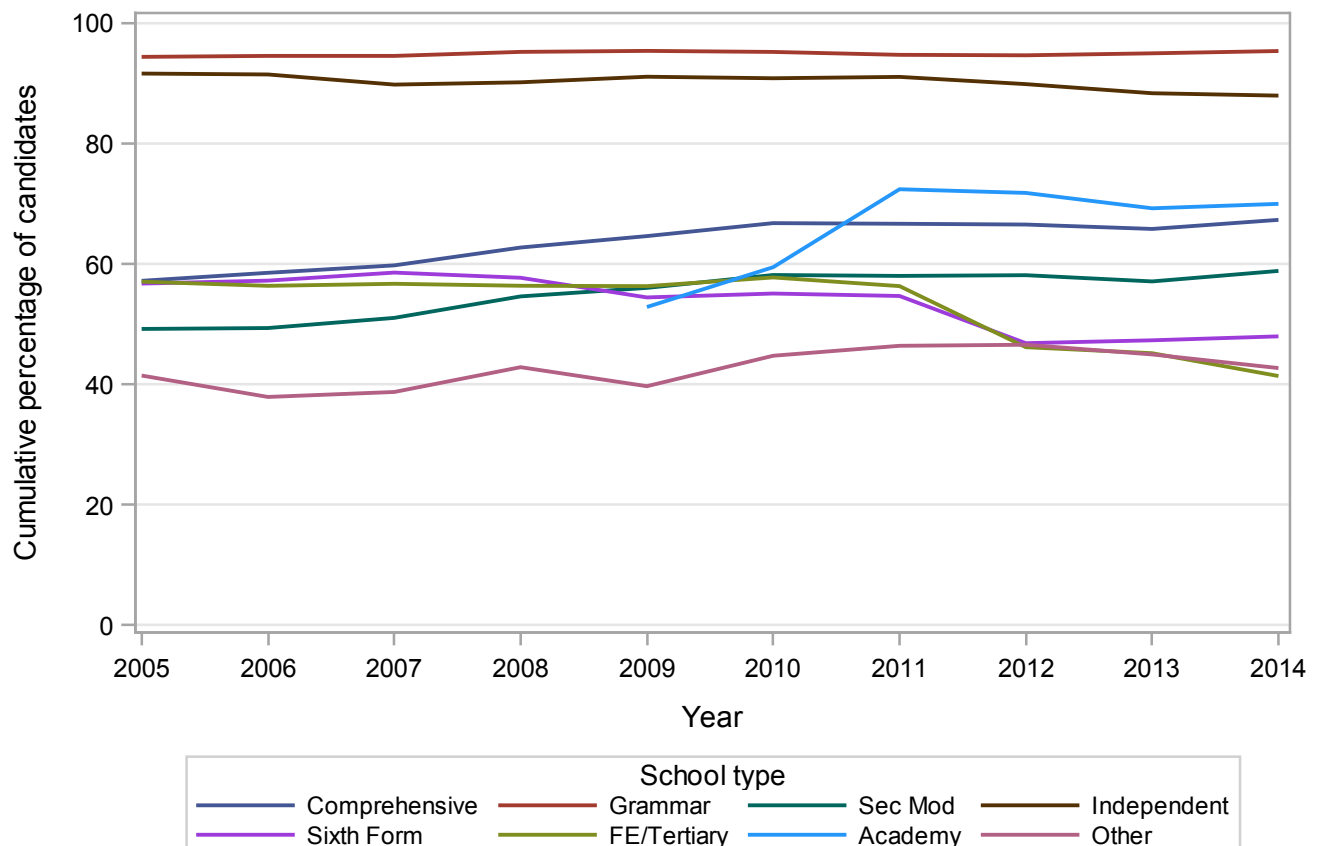
## GCSE All Subjects Grade C by school type 2005-2014 Cumulative Percentages

School type	2005	2006	2007	2008	2009	2010	2011	2012	2013	2014
Comprehensive	57.2	58.5	59.8	62.7	64.6	66.8	66.7	66.5	65.8	67.3
Grammar	94.4	94.6	94.6	95.2	95.4	95.2	94.7	94.7	95.0	95.4
Sec Mod	49.2	49.4	51.0	54.6	56.0	58.2	58.0	58.1	57.1	58.8
Independent	91.6	91.5	89.8	90.2	91.1	90.8	91.1	89.9	88.4	88.0
Sixth Form	56.7	57.2	58.6	57.7	54.4	55.1	54.7	46.8	47.3	48.0
FE/Tertiary	57.1	56.4	56.7	56.4	56.3	57.8	56.3	46.2	45.2	41.4
Academy	.	.	.	.	52.9	59.5	72.4	71.8	69.2	70.0
Other	41.5	37.9	38.7	42.9	39.7	44.8	46.4	46.6	45.0	42.7

### Cumulative Numbers

School type	2005	2006	2007	2008	2009	2010	2011	2012	2013	2014
Comprehensive	2594270	2673936	2756505	2809929	2716761	2705900	2103529	1953857	1838586	1690716
Grammar	297221	300010	307467	308726	306762	303033	203585	196169	180904	175155
Sec Mod	143044	133605	143068	149261	147972	148662	119853	105180	105456	100573
Independent	407139	415408	421266	397559	372208	387230	360211	329470	300750	273710
Sixth Form	20263	20695	20691	20105	18234	18355	16843	13924	14965	14337
FE/Tertiary	45144	43521	42849	39278	42000	43418	39536	32876	37555	43672
Academy	.	.	.	.	70363	107365	754615	1011015	1242110	1288356
Other	18806	15877	17497	29994	19617	24630	29075	32250	30888	30940

### Cumulative percentage at Grade C by school type





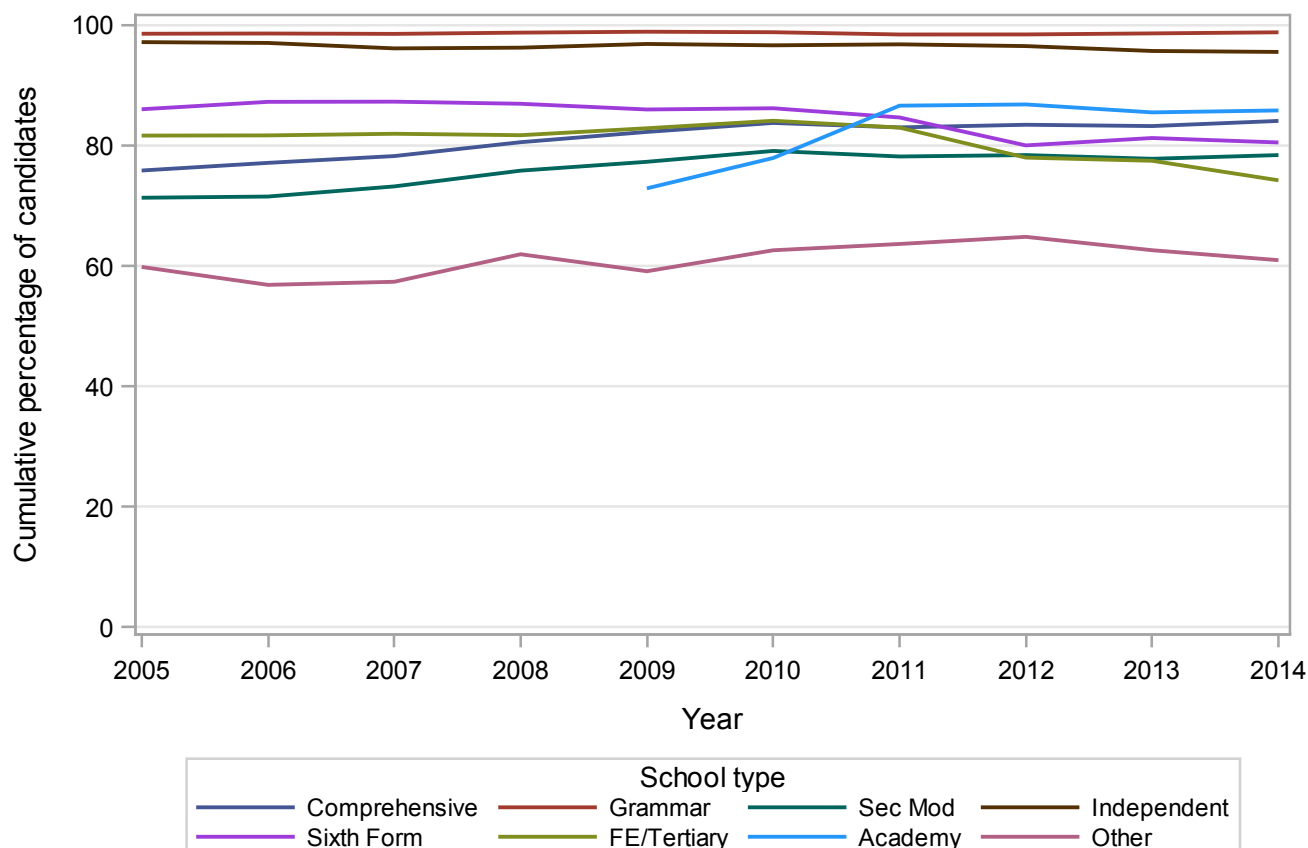
## GCSE All Subjects Grade D by school type 2005-2014 Cumulative Percentages

School type	2005	2006	2007	2008	2009	2010	2011	2012	2013	2014
Comprehensive	75.9	77.1	78.3	80.6	82.3	83.8	83.0	83.5	83.2	84.1
Grammar	98.6	98.6	98.5	98.8	98.9	98.8	98.4	98.5	98.6	98.8
Sec Mod	71.3	71.5	73.2	75.8	77.3	79.1	78.2	78.4	77.8	78.4
Independent	97.2	97.0	96.1	96.3	96.9	96.7	96.8	96.5	95.7	95.6
Sixth Form	86.0	87.3	87.3	86.9	86.0	86.2	84.7	80.0	81.3	80.5
FE/Tertiary	81.7	81.7	82.0	81.7	82.9	84.1	83.0	78.0	77.5	74.2
Academy	.	.	.	.	72.9	77.9	86.6	86.8	85.5	85.8
Other	59.8	56.9	57.4	61.9	59.1	62.6	63.6	64.8	62.6	61.0

### Cumulative Numbers

School type	2005	2006	2007	2008	2009	2010	2011	2012	2013	2014
Comprehensive	3440300	3523541	3609234	3608569	3458150	3393714	2619049	2450346	2325183	2111706
Grammar	310364	312860	320439	320164	318071	314494	211559	204039	187839	181476
Sec Mod	207364	193626	205209	207269	204159	202185	161511	141879	143699	134027
Independent	431826	440697	451037	424392	395797	411965	382910	353839	325781	297323
Sixth Form	30722	31554	30840	30291	28801	28721	26079	23789	25698	24062
FE/Tertiary	64602	63070	61932	56938	61807	63234	58255	55535	64399	78320
Academy	.	.	.	.	97041	140718	902745	1222680	1533825	1580118
Other	27141	23813	25917	43359	29218	34453	39877	44891	43006	44166

### Cumulative percentage at Grade D by school type



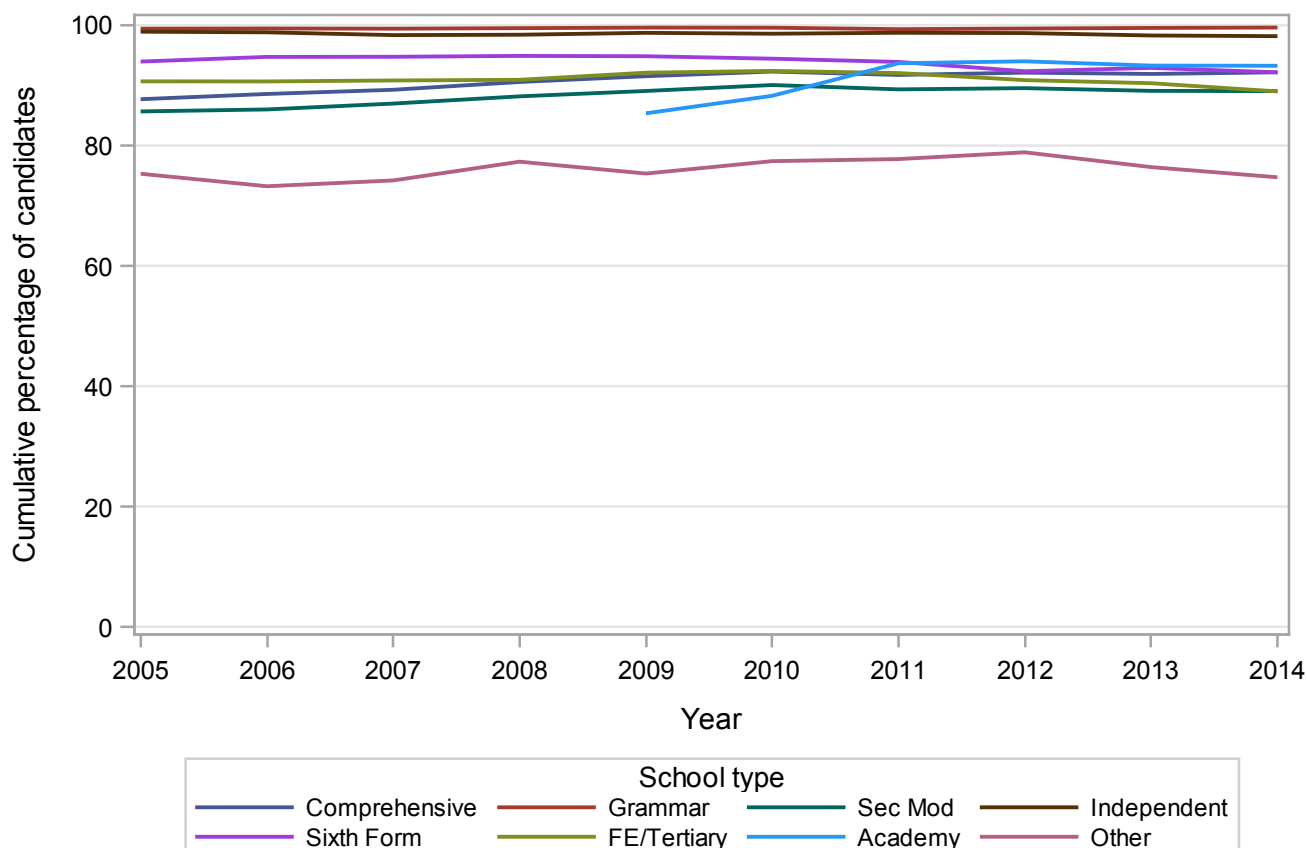
## GCSE All Subjects Grade E by school type 2005-2014 Cumulative Percentages

School type	2005	2006	2007	2008	2009	2010	2011	2012	2013	2014
Comprehensive	87.7	88.6	89.3	90.6	91.5	92.3	91.7	92.1	91.9	92.2
Grammar	99.4	99.4	99.4	99.5	99.6	99.6	99.3	99.4	99.5	99.6
Sec Mod	85.7	86.0	87.0	88.2	89.1	90.1	89.3	89.5	89.1	89.0
Independent	98.9	98.8	98.3	98.4	98.7	98.6	98.7	98.7	98.3	98.2
Sixth Form	93.9	94.7	94.7	94.9	94.8	94.4	93.9	92.3	92.9	92.2
FE/Tertiary	90.7	90.7	90.8	90.9	92.1	92.4	92.0	90.9	90.4	89.0
Academy	.	.	.	.	85.4	88.3	93.7	94.0	93.3	93.3
Other	75.3	73.2	74.2	77.3	75.4	77.4	77.8	78.9	76.4	74.7

## Cumulative Numbers

School type	2005	2006	2007	2008	2009	2010	2011	2012	2013	2014
Comprehensive	3977497	4046263	4117222	4056603	3846977	3739576	2893818	2704533	2566975	2314350
Grammar	313013	315501	323239	322579	320265	316878	213464	206067	189573	182935
Sec Mod	249051	232782	243788	241010	235227	230173	184544	161994	164530	152185
Independent	439514	448705	461376	433869	403358	420174	390519	361763	334538	305474
Sixth Form	33550	34254	33474	33062	31764	31465	28921	27450	29381	27544
FE/Tertiary	71731	69995	68623	63346	68694	69458	64616	64701	75111	93902
Academy	.	.	.	.	113641	159371	976182	1323525	1673263	1716660
Other	34160	30674	33520	54120	37237	42599	48715	54614	52487	54140

### Cumulative percentage at Grade E by school type



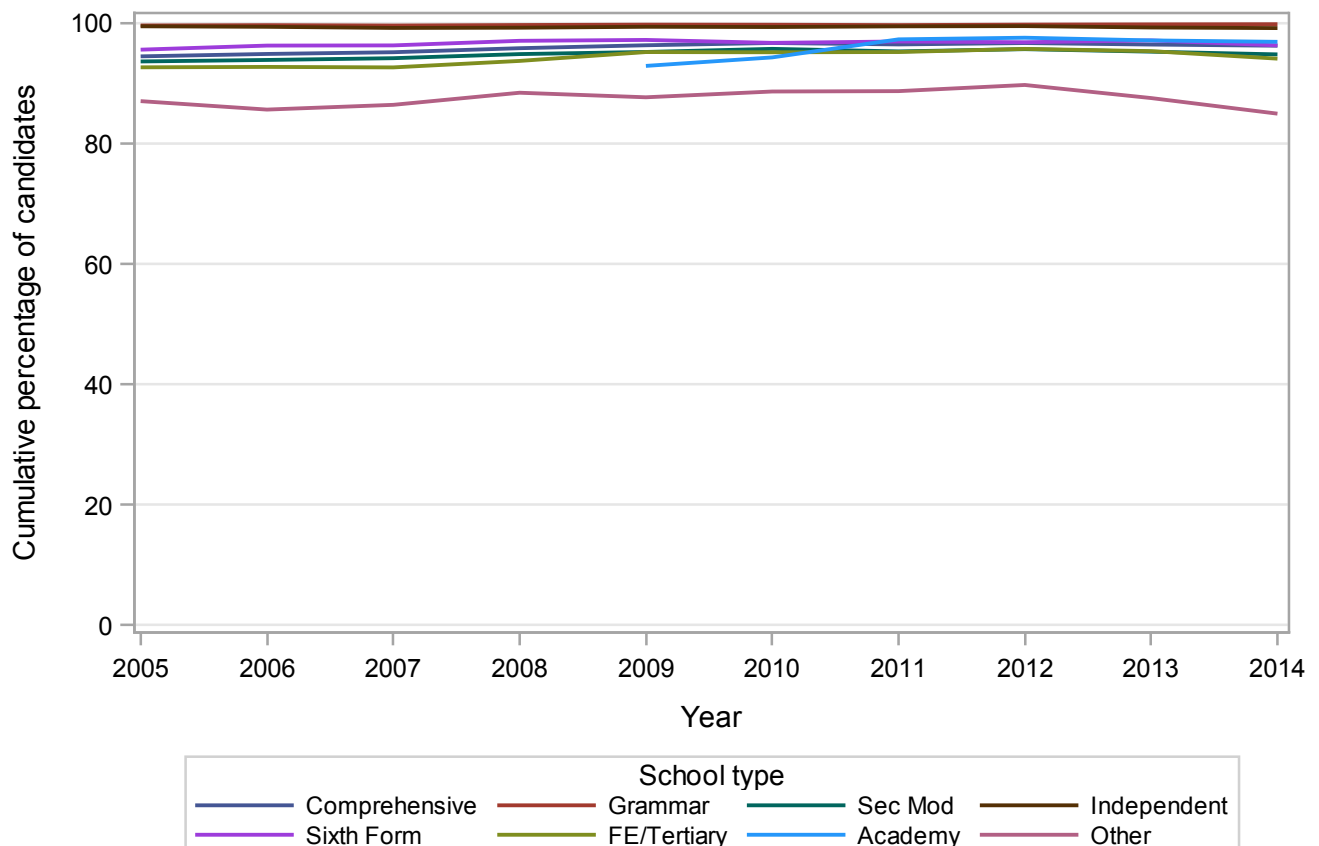
## GCSE All Subjects Grade F by school type 2005-2014 Cumulative Percentages

School type	2005	2006	2007	2008	2009	2010	2011	2012	2013	2014
Comprehensive	94.5	94.9	95.2	95.8	96.3	96.7	96.5	96.7	96.4	96.3
Grammar	99.6	99.7	99.6	99.7	99.8	99.7	99.7	99.8	99.8	99.8
Sec Mod	93.6	93.9	94.2	94.9	95.2	95.7	95.3	95.7	95.3	94.8
Independent	99.5	99.4	99.2	99.2	99.4	99.4	99.5	99.5	99.3	99.2
Sixth Form	95.6	96.3	96.3	97.1	97.2	96.7	97.0	96.8	97.1	96.3
FE/Tertiary	92.7	92.7	92.7	93.7	95.2	95.2	95.2	95.7	95.4	94.1
Academy	.	.	.	.	92.9	94.3	97.3	97.6	97.1	96.9
Other	87.0	85.6	86.4	88.4	87.7	88.6	88.7	89.7	87.6	85.0

### Cumulative Numbers

School type	2005	2006	2007	2008	2009	2010	2011	2012	2013	2014
Comprehensive	4285096	4334735	4389373	4293153	4049084	3918222	3043271	2839019	2694169	2417061
Grammar	313644	316204	323873	323180	320777	317395	214195	206731	190059	183344
Sec Mod	272219	254140	263978	259291	251462	244667	196887	173113	175944	162041
Independent	442018	451362	465415	437550	406095	423493	393408	364776	337915	308609
Sixth Form	34138	34813	34024	33819	32560	32229	29864	28784	30719	28782
FE/Tertiary	73313	71599	70011	65303	70999	71533	66832	68156	79265	99293
Academy	.	.	.	.	123674	170287	1014100	1374032	1742284	1783791
Other	39480	35868	39043	61905	43332	48785	55576	62128	60138	61554

### Cumulative percentage at Grade F by school type



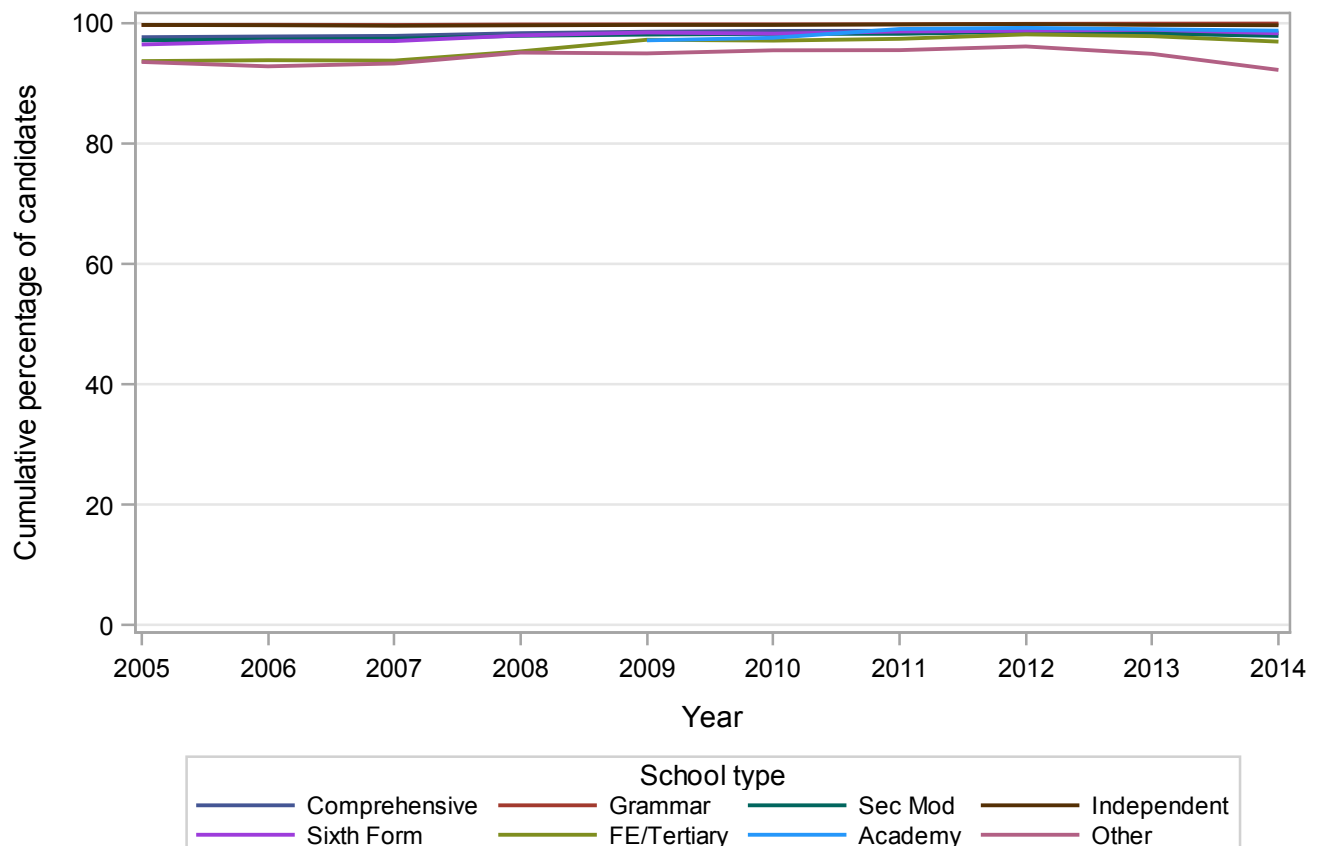
## GCSE All Subjects Grade G by school type 2005-2014 Cumulative Percentages

School type	2005	2006	2007	2008	2009	2010	2011	2012	2013	2014
Comprehensive	97.7	97.8	97.9	98.3	98.6	98.7	98.7	98.9	98.7	98.5
Grammar	99.7	99.7	99.7	99.8	99.8	99.8	99.8	99.9	99.9	99.9
Sec Mod	97.1	97.3	97.4	97.9	98.1	98.2	98.2	98.6	98.3	97.9
Independent	99.7	99.7	99.6	99.6	99.7	99.7	99.8	99.8	99.7	99.6
Sixth Form	96.5	97.0	97.0	98.0	98.4	98.3	98.6	98.7	98.9	98.3
FE/Tertiary	93.7	93.8	93.8	95.3	97.2	97.1	97.4	98.1	97.8	96.9
Academy	.	.	.	.	97.1	97.6	99.0	99.2	99.0	98.8
Other	93.6	92.8	93.3	95.1	95.0	95.5	95.5	96.1	94.9	92.2

### Cumulative Numbers

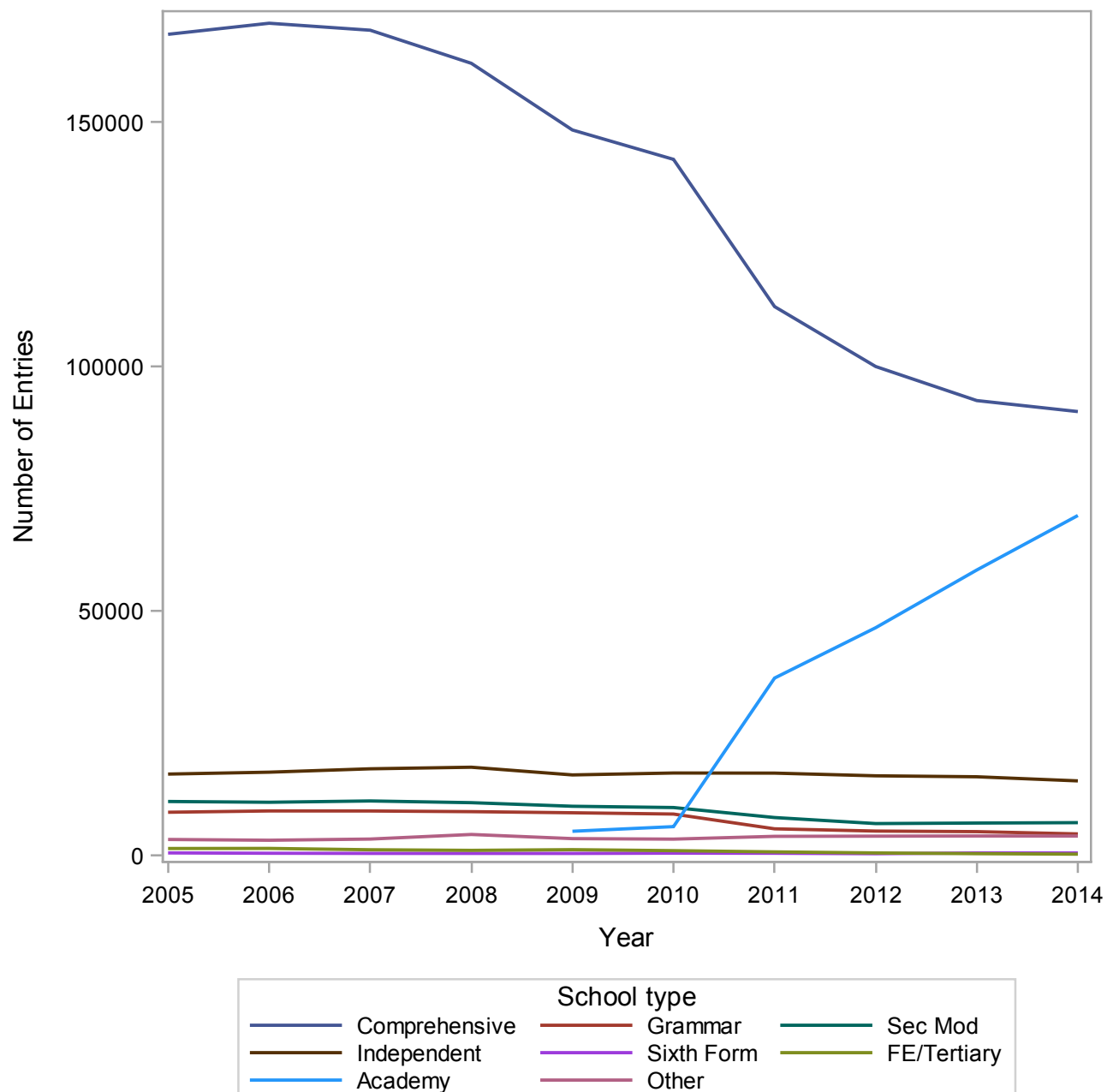
School type	2005	2006	2007	2008	2009	2010	2011	2012	2013	2014
Comprehensive	4429678	4467536	4514740	4404983	4143743	3999549	3114818	2903987	2757958	2472352
Grammar	313924	316389	324162	323468	320932	317625	214492	206993	190294	183532
Sec Mod	282417	263280	273054	267588	259081	251042	202917	178364	181484	167271
Independent	443025	452542	467122	439285	407357	424965	394700	366011	339400	310070
Sixth Form	34446	35067	34276	34134	32973	32740	30375	29350	31284	29379
FE/Tertiary	74127	72458	70864	66407	72522	72987	68371	69872	81330	102274
Academy	.	.	.	.	129327	176167	1032008	1397118	1775517	1817915
Other	42432	38877	42146	66572	46935	52551	59841	66560	65181	66817

### Cumulative percentage at Grade G by school type



## Numbers of GCSE entries in ART by school type 2005-2014

School type	2005	2006	2007	2008	2009	2010	2011	2012	2013	2014
Comprehensive	167841	170104	168677	161915	148291	142288	112196	99952	92992	90744
Grammar	8858	9127	9117	8981	8751	8490	5471	5011	4896	4428
Sec Mod	11056	10899	11166	10815	10080	9823	7776	6543	6653	6732
Independent	16661	17047	17736	18058	16487	16877	16854	16302	16108	15266
Sixth Form	545	481	448	449	440	498	481	386	539	533
FE/Tertiary	1447	1468	1192	1069	1211	1008	757	543	391	292
Academy	.	.	.	.	4969	5917	36279	46571	58361	69501
Other	3294	3135	3378	4318	3470	3366	3935	3970	4008	3990



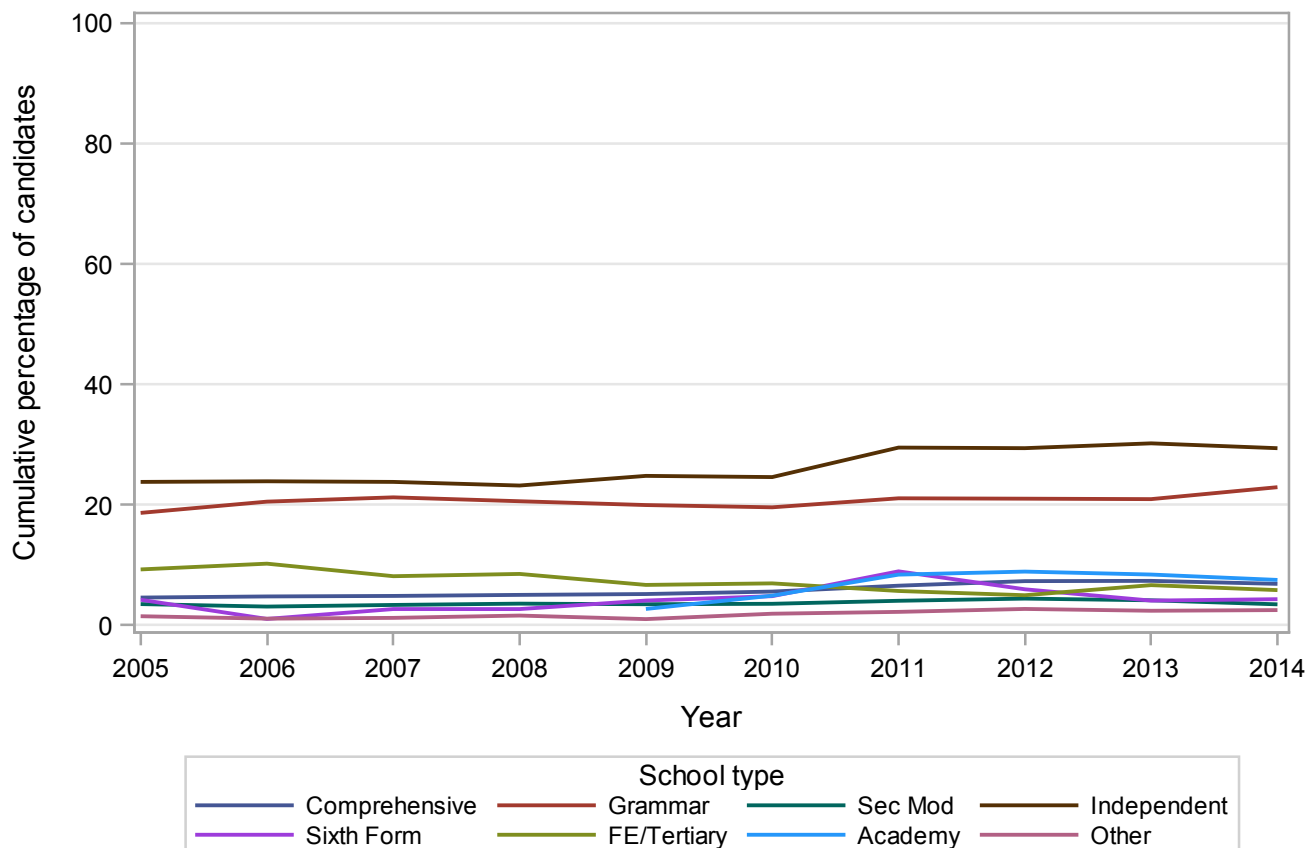
## GCSE ART Grade A\* by school type 2005-2014 Cumulative Percentages

School type	2005	2006	2007	2008	2009	2010	2011	2012	2013	2014
Comprehensive	4.6	4.8	4.9	5.0	5.2	5.6	6.6	7.3	7.4	6.9
Grammar	18.6	20.5	21.2	20.6	20.0	19.6	21.1	21.0	20.9	22.9
Sec Mod	3.5	3.1	3.4	3.6	3.5	3.6	4.1	4.4	4.1	3.5
Independent	23.8	23.9	23.8	23.2	24.8	24.6	29.5	29.4	30.2	29.4
Sixth Form	4.2	1.0	2.7	2.7	4.1	4.8	8.9	6.0	4.1	4.3
FE/Tertiary	9.3	10.2	8.1	8.5	6.7	6.9	5.7	5.0	6.6	5.8
Academy	.	.	.	.	2.7	4.9	8.4	8.9	8.4	7.5
Other	1.5	1.1	1.2	1.6	1.0	1.9	2.2	2.7	2.4	2.5

### Cumulative Numbers

School type	2005	2006	2007	2008	2009	2010	2011	2012	2013	2014
Comprehensive	7698	8118	8193	8147	7669	7942	7357	7314	6845	6227
Grammar	1652	1873	1936	1849	1746	1662	1153	1053	1025	1015
Sec Mod	387	337	375	387	351	349	315	289	275	233
Independent	3965	4074	4221	4189	4089	4152	4972	4793	4865	4488
Sixth Form	23	5	12	12	18	24	43	23	22	23
FE/Tertiary	134	150	97	91	81	70	43	27	26	17
Academy	.	.	.	.	134	290	3047	4145	4908	5223
Other	49	34	41	69	35	64	87	107	96	100

### Cumulative percentage at Grade A\* by school type



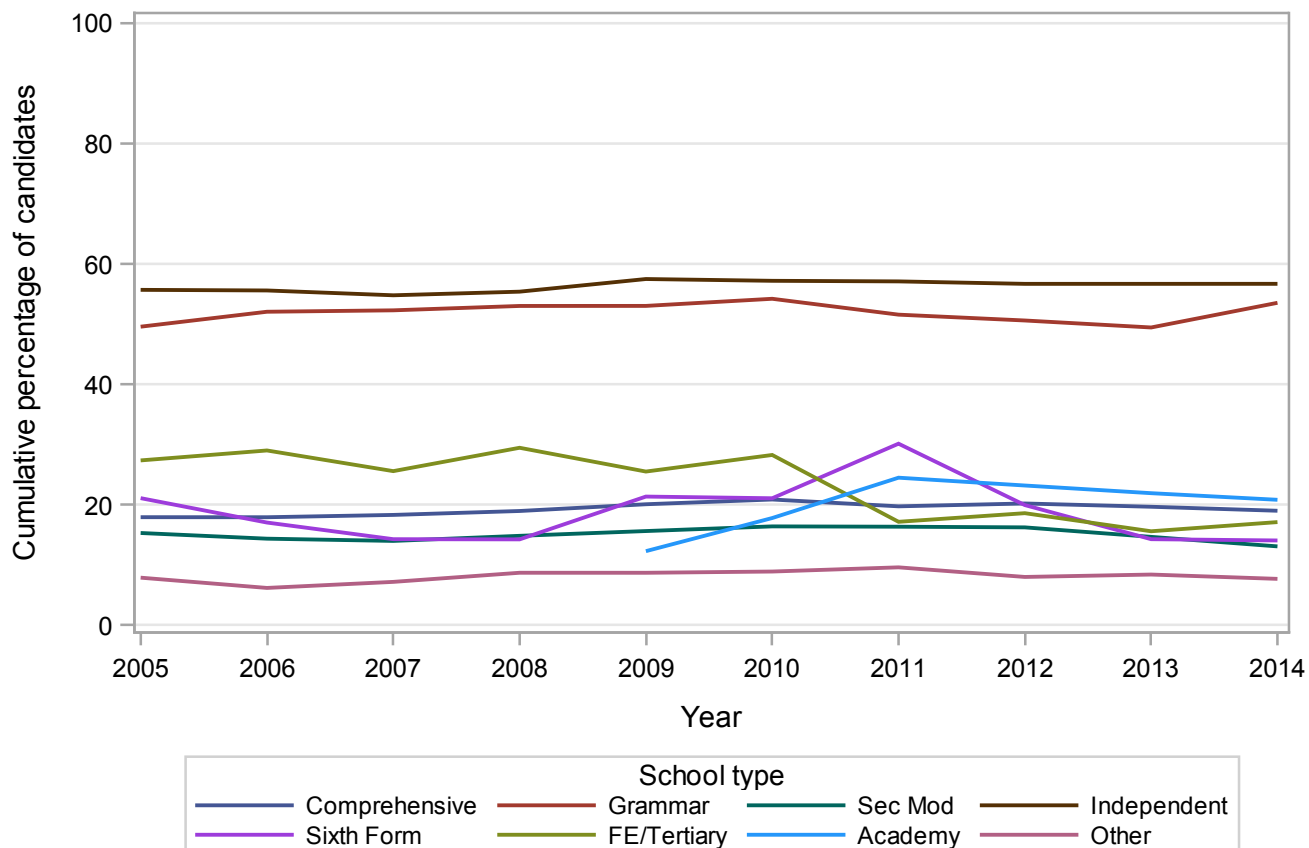
## GCSE ART Grade A by school type 2005-2014 Cumulative Percentages

School type	2005	2006	2007	2008	2009	2010	2011	2012	2013	2014
Comprehensive	17.9	17.9	18.3	19.0	20.1	20.9	19.7	20.2	19.7	19.0
Grammar	49.6	52.1	52.3	53.0	53.0	54.2	51.6	50.6	49.4	53.5
Sec Mod	15.3	14.4	14.0	14.8	15.6	16.4	16.4	16.2	14.7	13.1
Independent	55.7	55.6	54.8	55.4	57.5	57.2	57.1	56.7	56.7	56.7
Sixth Form	21.1	17.0	14.3	14.3	21.4	21.1	30.1	19.9	14.3	14.1
FE/Tertiary	27.4	29.0	25.6	29.5	25.5	28.3	17.2	18.6	15.6	17.1
Academy	.	.	.	.	12.3	17.8	24.5	23.2	21.9	20.8
Other	7.9	6.2	7.2	8.7	8.7	8.9	9.6	8.0	8.4	7.7

### Cumulative Numbers

School type	2005	2006	2007	2008	2009	2010	2011	2012	2013	2014
Comprehensive	30104	30496	30893	30705	29786	29701	22150	20207	18293	17248
Grammar	4392	4752	4768	4762	4641	4603	2822	2536	2421	2371
Sec Mod	1693	1566	1563	1605	1576	1612	1272	1063	976	881
Independent	9280	9478	9719	10004	9480	9654	9624	9243	9133	8656
Sixth Form	115	82	64	64	94	105	145	77	77	75
FE/Tertiary	396	426	305	315	309	285	130	101	61	50
Academy	.	.	.	.	611	1053	8888	10804	12796	14474
Other	260	194	243	376	302	300	378	318	337	307

### Cumulative percentage at Grade A by school type



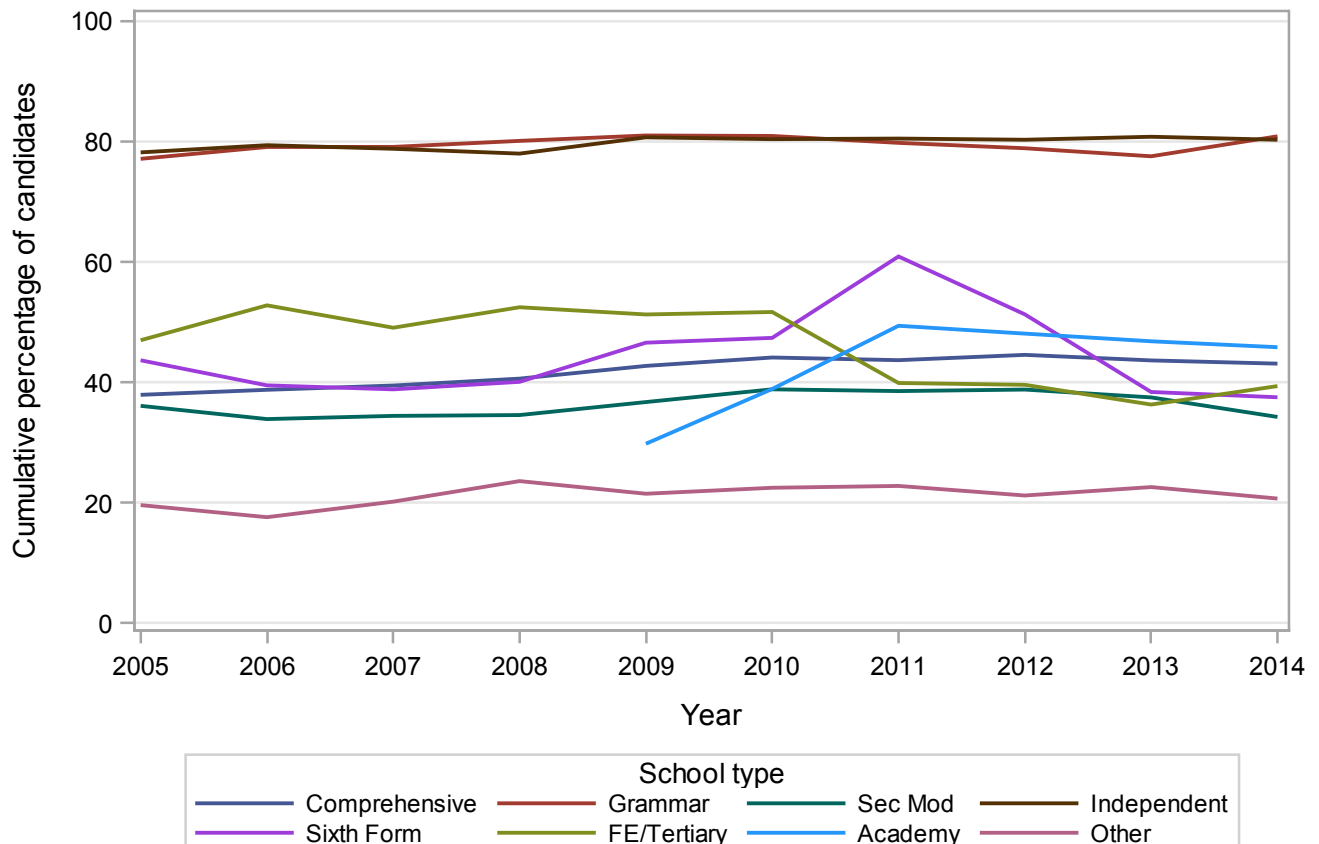
## GCSE ART Grade B by school type 2005-2014 Cumulative Percentages

School type	2005	2006	2007	2008	2009	2010	2011	2012	2013	2014
Comprehensive	37.9	38.8	39.5	40.6	42.7	44.1	43.7	44.6	43.6	43.1
Grammar	77.1	79.1	79.1	80.1	81.0	80.9	79.8	78.9	77.6	80.9
Sec Mod	36.1	33.9	34.4	34.6	36.7	38.8	38.6	38.8	37.5	34.3
Independent	78.2	79.4	78.8	78.0	80.7	80.4	80.5	80.3	80.8	80.3
Sixth Form	43.7	39.5	38.8	40.1	46.6	47.4	60.9	51.3	38.4	37.5
FE/Tertiary	47.0	52.8	49.1	52.5	51.3	51.7	39.9	39.6	36.3	39.4
Academy	.	.	.	.	29.8	38.9	49.4	48.1	46.8	45.8
Other	19.6	17.6	20.2	23.6	21.5	22.5	22.8	21.2	22.6	20.7

### Cumulative Numbers

School type	2005	2006	2007	2008	2009	2010	2011	2012	2013	2014
Comprehensive	63656	65943	66582	65773	63374	62794	49014	44547	40588	39120
Grammar	6832	7219	7213	7195	7089	6871	4365	3953	3797	3581
Sec Mod	3991	3695	3845	3739	3702	3816	2998	2539	2495	2306
Independent	13029	13535	13976	14085	13305	13569	13567	13091	13015	12259
Sixth Form	238	190	174	180	205	236	293	198	207	200
FE/Tertiary	680	775	585	561	621	521	302	215	142	115
Academy	.	.	.	.	1481	2302	17922	22401	27327	31860
Other	646	552	682	1019	746	757	897	842	906	826

### Cumulative percentage at Grade B by school type





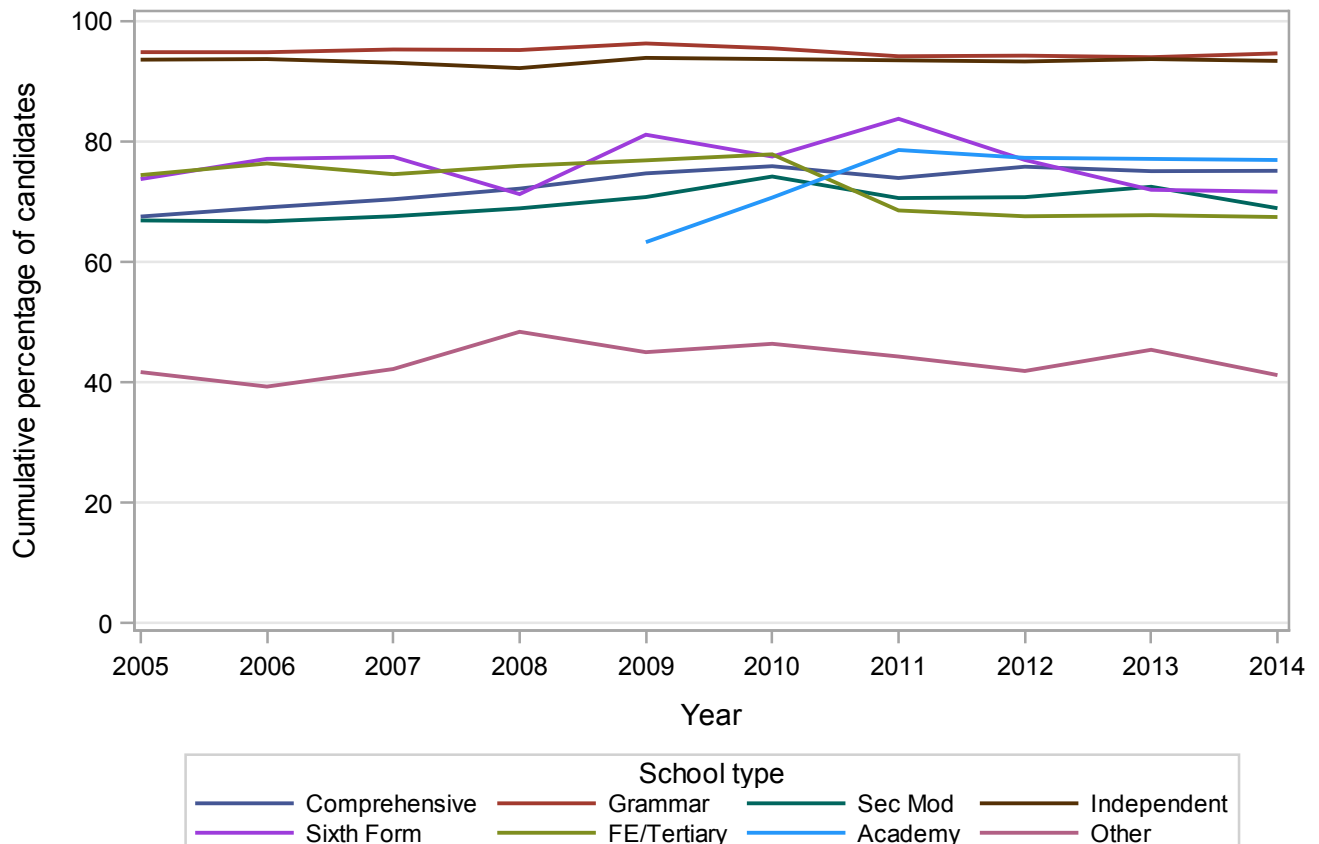
## GCSE ART Grade C by school type 2005-2014 Cumulative Percentages

School type	2005	2006	2007	2008	2009	2010	2011	2012	2013	2014
Comprehensive	67.5	69.1	70.4	72.2	74.7	75.9	73.9	75.8	75.1	75.1
Grammar	94.9	94.8	95.3	95.2	96.3	95.5	94.2	94.3	94.0	94.6
Sec Mod	66.9	66.7	67.6	68.9	70.8	74.2	70.6	70.8	72.5	68.9
Independent	93.6	93.7	93.1	92.2	93.9	93.7	93.5	93.3	93.7	93.4
Sixth Form	73.8	77.1	77.5	71.3	81.1	77.5	83.8	76.9	72.0	71.7
FE/Tertiary	74.4	76.4	74.6	76.0	76.9	77.9	68.6	67.6	67.8	67.5
Academy	.	.	.	.	63.3	70.7	78.6	77.3	77.1	76.9
Other	41.7	39.3	42.2	48.4	45.0	46.4	44.3	41.9	45.4	41.2

### Cumulative Numbers

School type	2005	2006	2007	2008	2009	2010	2011	2012	2013	2014
Comprehensive	113366	117479	118777	116864	110795	108004	82961	75788	69823	68184
Grammar	8402	8656	8688	8550	8427	8107	5152	4724	4603	4191
Sec Mod	7396	7274	7548	7452	7135	7288	5491	4630	4823	4640
Independent	15595	15973	16512	16649	15481	15814	15758	15210	15093	14258
Sixth Form	402	371	347	320	357	386	403	297	388	382
FE/Tertiary	1077	1121	889	812	931	785	519	367	265	197
Academy	.	.	.	.	3145	4183	28515	35999	45006	53470
Other	1374	1232	1426	2090	1562	1562	1743	1663	1820	1644

### Cumulative percentage at Grade C by school type



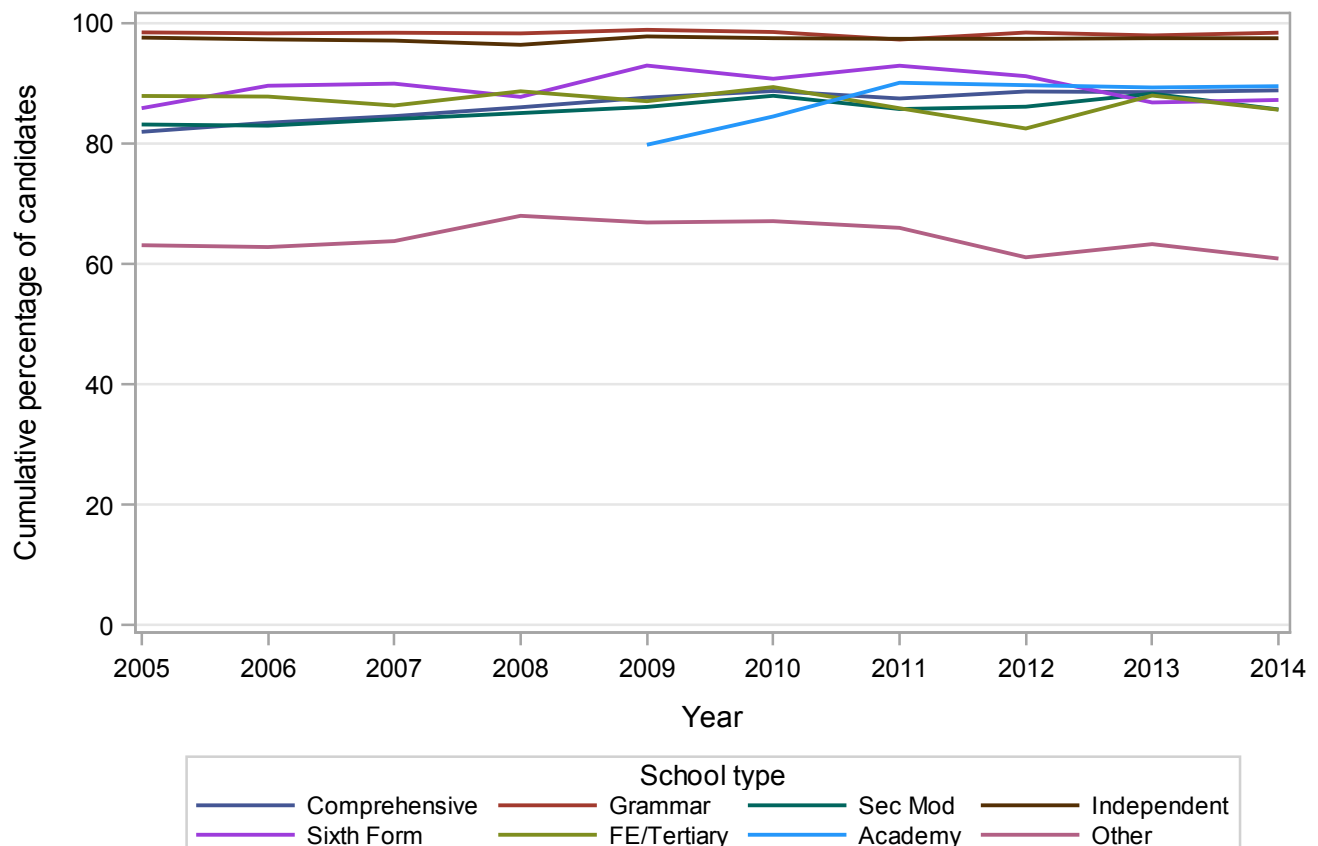
## GCSE ART Grade D by school type 2005-2014 Cumulative Percentages

School type	2005	2006	2007	2008	2009	2010	2011	2012	2013	2014
Comprehensive	81.9	83.5	84.6	86.0	87.6	88.7	87.5	88.7	88.5	88.8
Grammar	98.5	98.3	98.4	98.3	98.9	98.5	97.3	98.4	98.0	98.4
Sec Mod	83.2	83.0	84.1	85.1	86.1	87.9	85.7	86.1	88.3	85.7
Independent	97.6	97.3	97.1	96.4	97.8	97.5	97.4	97.4	97.5	97.5
Sixth Form	85.9	89.6	90.0	87.8	93.0	90.8	92.9	91.2	86.8	87.2
FE/Tertiary	87.9	87.8	86.3	88.7	87.0	89.4	85.9	82.5	88.0	85.6
Academy	.	.	.	.	79.8	84.5	90.1	89.7	89.3	89.5
Other	63.1	62.8	63.8	68.0	66.9	67.1	66.0	61.1	63.3	60.9

### Cumulative Numbers

School type	2005	2006	2007	2008	2009	2010	2011	2012	2013	2014
Comprehensive	137544	141974	142633	139293	129956	126254	98156	88609	82332	80613
Grammar	8722	8973	8972	8828	8654	8365	5322	4933	4796	4358
Sec Mod	9195	9043	9386	9200	8677	8638	6667	5635	5874	5767
Independent	16261	16587	17222	17408	16124	16455	16416	15878	15705	14884
Sixth Form	468	431	403	394	409	452	447	352	468	465
FE/Tertiary	1272	1289	1029	948	1054	901	650	448	344	250
Academy	.	.	.	.	3965	5000	32687	41774	52126	62222
Other	2079	1969	2155	2936	2321	2259	2597	2426	2537	2430

### Cumulative percentage at Grade D by school type



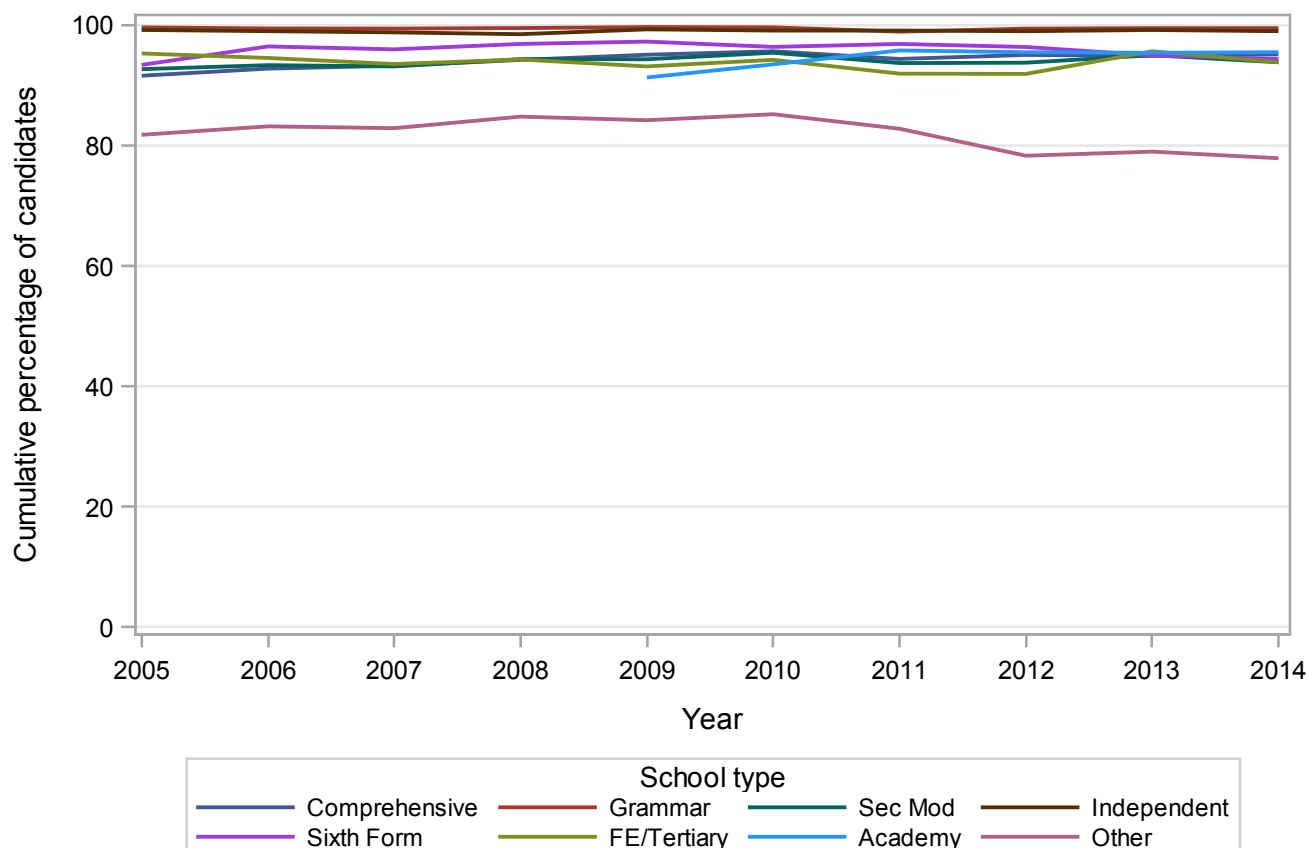
## GCSE ART Grade E by school type 2005-2014 Cumulative Percentages

School type	2005	2006	2007	2008	2009	2010	2011	2012	2013	2014
Comprehensive	91.6	92.8	93.3	94.2	95.1	95.7	94.4	95.1	94.9	95.1
Grammar	99.6	99.5	99.4	99.5	99.7	99.6	98.9	99.4	99.5	99.5
Sec Mod	92.7	93.4	93.1	94.4	94.3	95.4	93.7	93.8	95.0	93.8
Independent	99.2	99.0	98.8	98.5	99.3	99.1	99.1	99.0	99.2	99.0
Sixth Form	93.4	96.5	96.0	96.9	97.3	96.4	96.9	96.4	95.0	94.4
FE/Tertiary	95.3	94.6	93.5	94.3	93.1	94.2	91.9	91.9	95.7	93.8
Academy	.	.	.	.	91.3	93.5	95.8	95.5	95.4	95.5
Other	81.8	83.2	82.9	84.8	84.2	85.2	82.8	78.3	79.0	77.9

### Cumulative Numbers

School type	2005	2006	2007	2008	2009	2010	2011	2012	2013	2014
Comprehensive	153741	157824	157306	152560	141004	136121	105897	95006	88250	86338
Grammar	8825	9077	9065	8938	8723	8459	5412	4982	4872	4406
Sec Mod	10248	10175	10401	10205	9509	9373	7286	6135	6321	6317
Independent	16528	16877	17523	17787	16372	16725	16702	16139	15979	15113
Sixth Form	509	464	430	435	428	480	466	372	512	503
FE/Tertiary	1379	1388	1115	1008	1128	950	696	499	374	274
Academy	.	.	.	.	4537	5532	34755	44475	55681	66380
Other	2694	2608	2800	3662	2922	2868	3258	3109	3166	3108

### Cumulative percentage at Grade E by school type



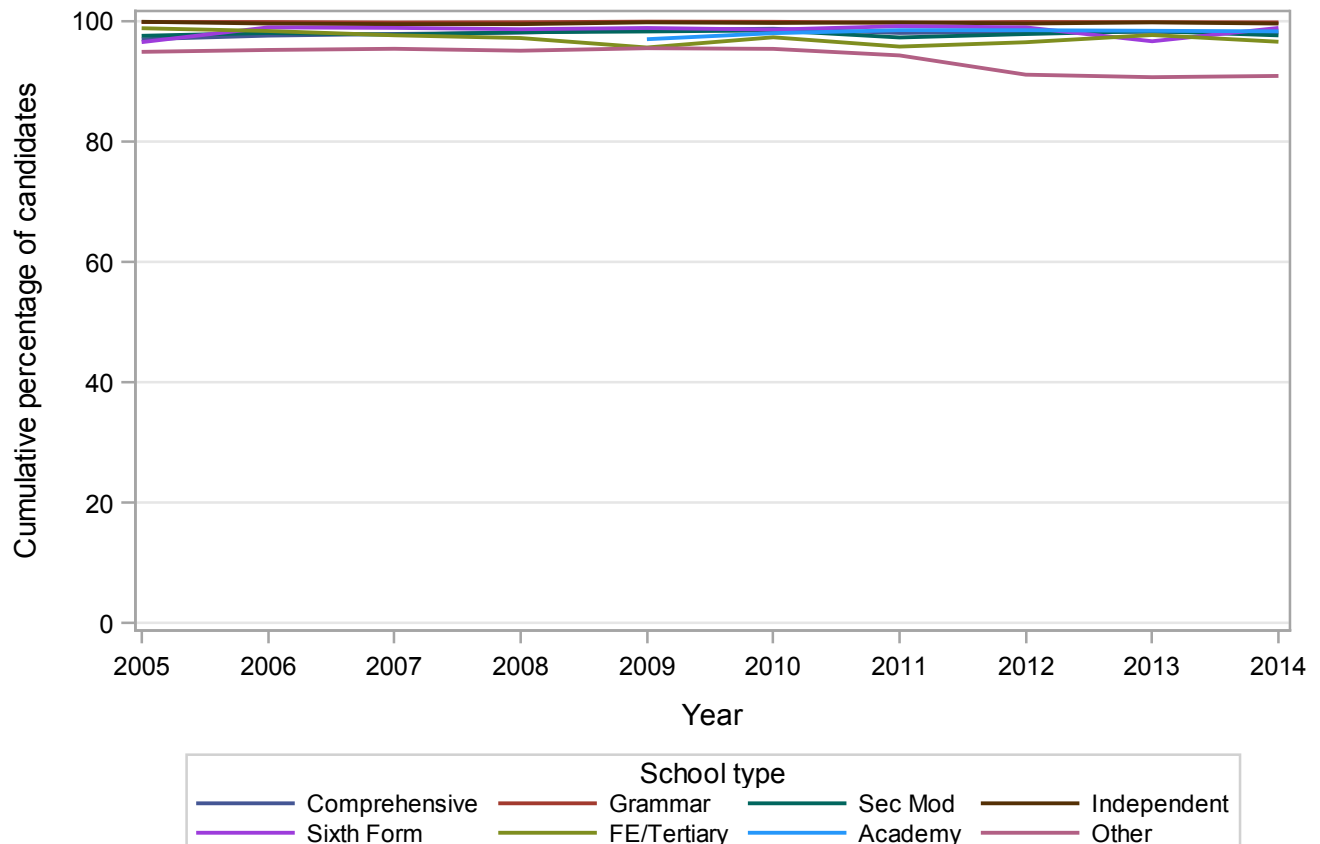
## GCSE ART Grade F by school type 2005-2014 Cumulative Percentages

School type	2005	2006	2007	2008	2009	2010	2011	2012	2013	2014
Comprehensive	97.0	97.6	97.9	98.1	98.6	98.7	98.0	98.3	98.2	98.2
Grammar	99.9	99.9	99.8	99.8	99.9	99.9	99.7	99.9	99.8	99.8
Sec Mod	97.6	98.0	97.7	98.2	98.3	98.5	97.3	97.9	98.3	97.6
Independent	99.9	99.6	99.5	99.5	99.8	99.7	99.8	99.6	99.8	99.6
Sixth Form	96.5	99.0	98.9	98.7	98.9	98.6	99.2	99.0	96.7	98.9
FE/Tertiary	98.8	98.4	97.7	97.2	95.6	97.3	95.8	96.5	97.7	96.6
Academy	.	.	.	.	97.0	98.0	98.5	98.5	98.4	98.3
Other	94.9	95.2	95.4	95.1	95.5	95.4	94.3	91.1	90.7	90.9

### Cumulative Numbers

School type	2005	2006	2007	2008	2009	2010	2011	2012	2013	2014
Comprehensive	162797	166018	165087	158831	146146	140490	110000	98208	91342	89074
Grammar	8845	9114	9097	8965	8744	8481	5457	5004	4888	4419
Sec Mod	10787	10685	10914	10616	9907	9672	7565	6403	6543	6573
Independent	16644	16979	17647	17968	16454	16826	16820	16237	16076	15205
Sixth Form	526	476	443	443	435	491	477	382	521	527
FE/Tertiary	1430	1444	1164	1039	1158	981	725	524	382	282
Academy	.	.	.	.	4820	5799	35735	45872	57428	68322
Other	3126	2985	3223	4106	3314	3211	3711	3617	3635	3627

### Cumulative percentage at Grade F by school type



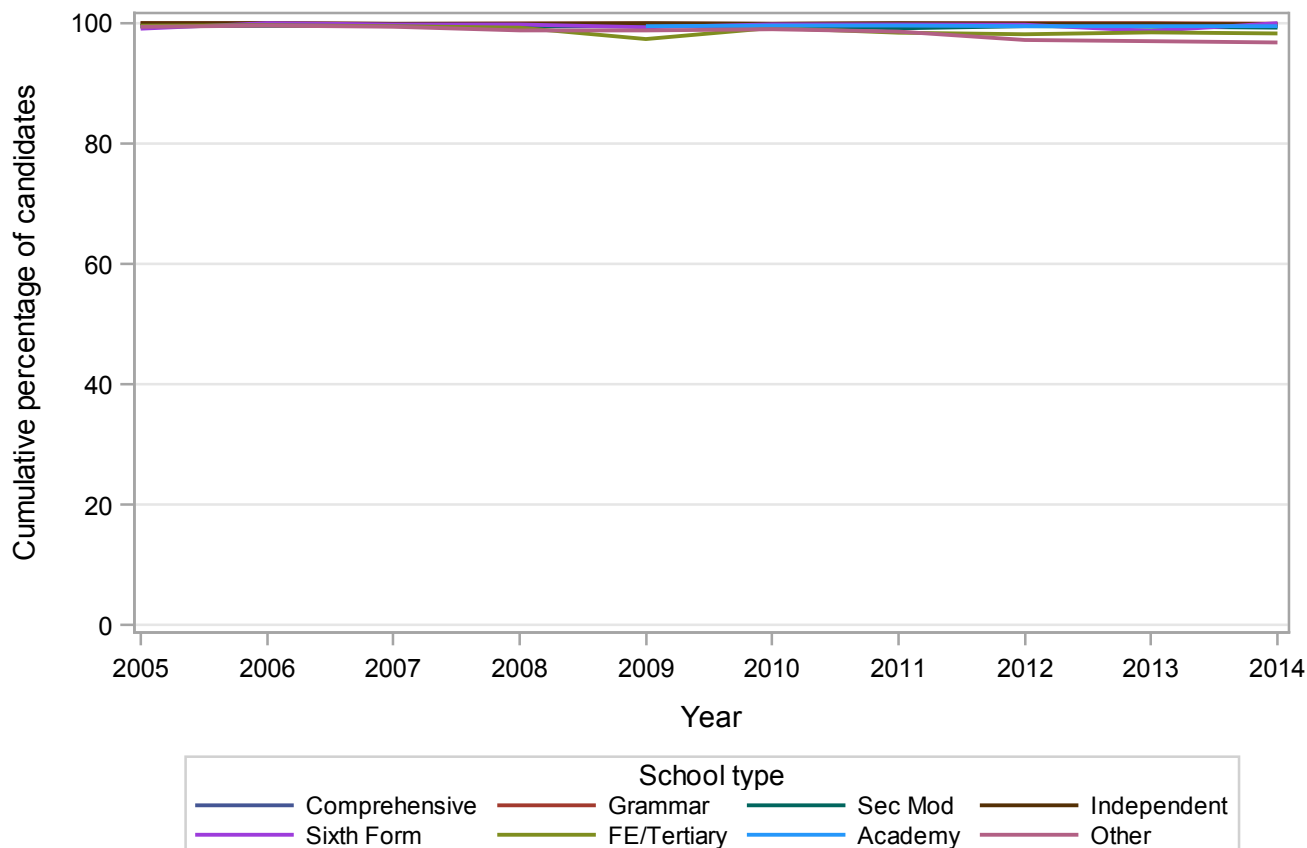
## GCSE ART Grade G by school type 2005-2014 Cumulative Percentages

School type	2005	2006	2007	2008	2009	2010	2011	2012	2013	2014
Comprehensive	99.4	99.6	99.6	99.7	99.7	99.8	99.5	99.5	99.5	99.5
Grammar	100.0	100.0	99.9	100.0	100.0	99.9	100.0	100.0	100.0	99.9
Sec Mod	99.5	99.6	99.5	99.5	99.5	99.6	99.1	99.5	99.4	99.3
Independent	100.0	100.0	99.9	99.9	100.0	99.9	100.0	99.9	99.9	99.8
Sixth Form	99.1	100.0	99.8	99.8	99.3	99.8	99.8	99.7	98.7	100.0
FE/Tertiary	99.6	99.7	99.5	99.3	97.4	99.2	98.4	98.2	98.5	98.3
Academy	.	.	.	.	99.5	99.6	99.6	99.5	99.5	99.5
Other	99.4	99.6	99.4	98.8	98.8	99.0	98.6	97.2	97.0	96.8

## Cumulative Numbers

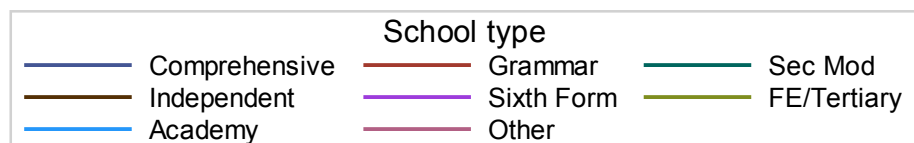
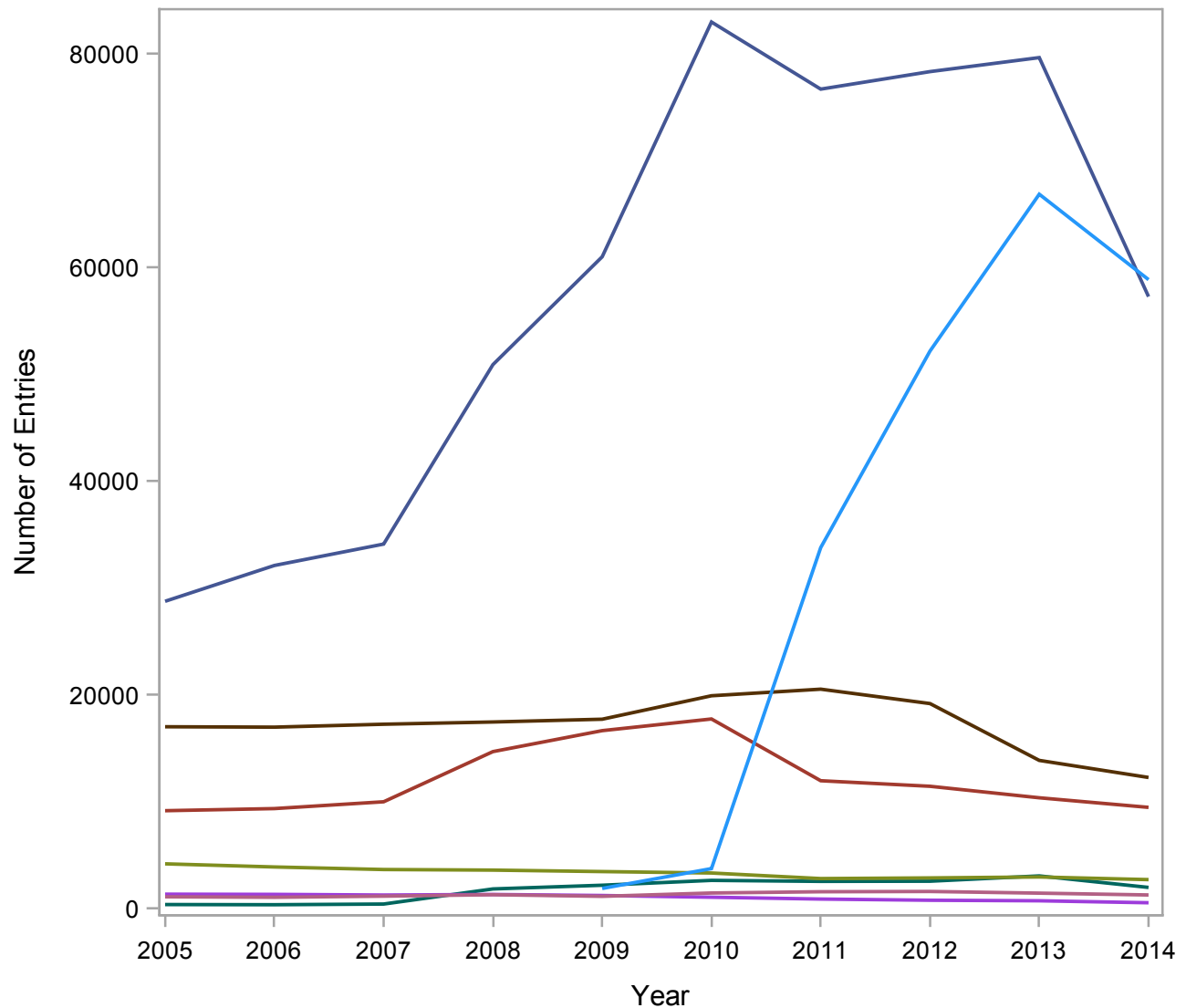
School type	2005	2006	2007	2008	2009	2010	2011	2012	2013	2014
Comprehensive	166880	169424	168002	161429	147846	142004	111635	99466	92551	90266
Grammar	8858	9127	9106	8977	8747	8481	5469	5011	4896	4424
Sec Mod	11003	10853	11114	10756	10030	9782	7709	6510	6614	6682
Independent	16661	17047	17718	18040	16487	16860	16854	16286	16092	15235
Sixth Form	540	481	447	448	437	497	480	385	532	533
FE/Tertiary	1441	1463	1186	1061	1179	1000	745	533	385	287
Academy	.	.	.	.	4944	5893	36134	46338	58070	69154
Other	3274	3122	3358	4266	3428	3332	3880	3859	3888	3862

### Cumulative percentage at Grade G by school type



## Numbers of GCSE entries in BIOLOGY by school type 2005-2014

School type	2005	2006	2007	2008	2009	2010	2011	2012	2013	2014
Comprehensive	28735	32084	34085	50867	60954	82908	76632	78271	79581	57228
Grammar	9151	9347	9985	14677	16637	17729	11953	11434	10359	9462
Sec Mod	374	358	422	1834	2180	2635	2541	2557	3050	1974
Independent	17001	16964	17237	17447	17705	19900	20516	19169	13855	12258
Sixth Form	1342	1323	1263	1314	1220	1057	888	776	725	541
FE/Tertiary	4181	3889	3650	3595	3459	3324	2802	2865	2953	2706
Academy	.	.	.	.	1880	3736	33755	52136	66804	58817
Other	1100	1053	1158	1295	1141	1453	1573	1596	1439	1269



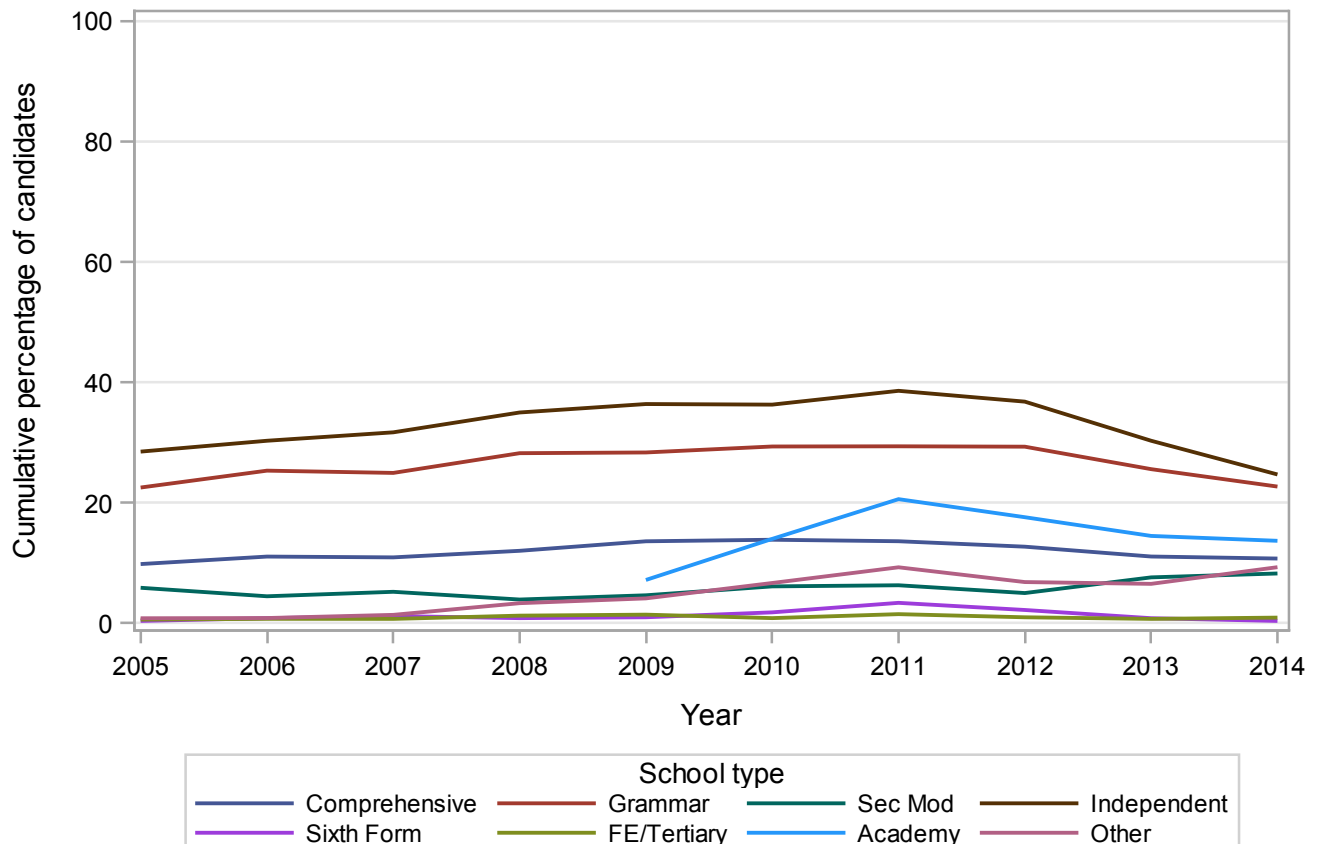
## GCSE BIOLOGY Grade A\* by school type 2005-2014 Cumulative Percentages

School type	2005	2006	2007	2008	2009	2010	2011	2012	2013	2014
Comprehensive	9.8	11.1	10.9	12.0	13.6	13.9	13.6	12.7	11.1	10.7
Grammar	22.5	25.3	25.0	28.2	28.4	29.3	29.4	29.3	25.6	22.7
Sec Mod	5.9	4.5	5.2	3.9	4.6	6.1	6.3	5.0	7.6	8.3
Independent	28.5	30.3	31.7	35.0	36.4	36.3	38.6	36.8	30.3	24.7
Sixth Form	0.4	0.8	1.2	0.8	1.0	1.8	3.4	2.2	0.8	0.4
FE/Tertiary	0.6	0.7	0.7	1.3	1.4	0.8	1.5	1.0	0.7	0.9
Academy	.	.	.	.	7.2	14.0	20.6	17.6	14.5	13.7
Other	0.8	0.9	1.4	3.3	4.1	6.7	9.3	6.8	6.5	9.3

### Cumulative Numbers

School type	2005	2006	2007	2008	2009	2010	2011	2012	2013	2014
Comprehensive	2821	3550	3726	6115	8290	11490	10430	9946	8812	6143
Grammar	2062	2368	2492	4144	4718	5203	3512	3352	2650	2147
Sec Mod	22	16	22	72	101	161	160	128	232	163
Independent	4845	5140	5464	6106	6445	7224	7919	7054	4198	3028
Sixth Form	5	11	15	11	12	19	30	17	6	2
FE/Tertiary	25	28	26	45	49	28	42	28	21	25
Academy	.	.	.	.	135	523	6954	9176	9680	8047
Other	9	9	16	43	47	97	146	109	94	118

### Cumulative percentage at Grade A\* by school type



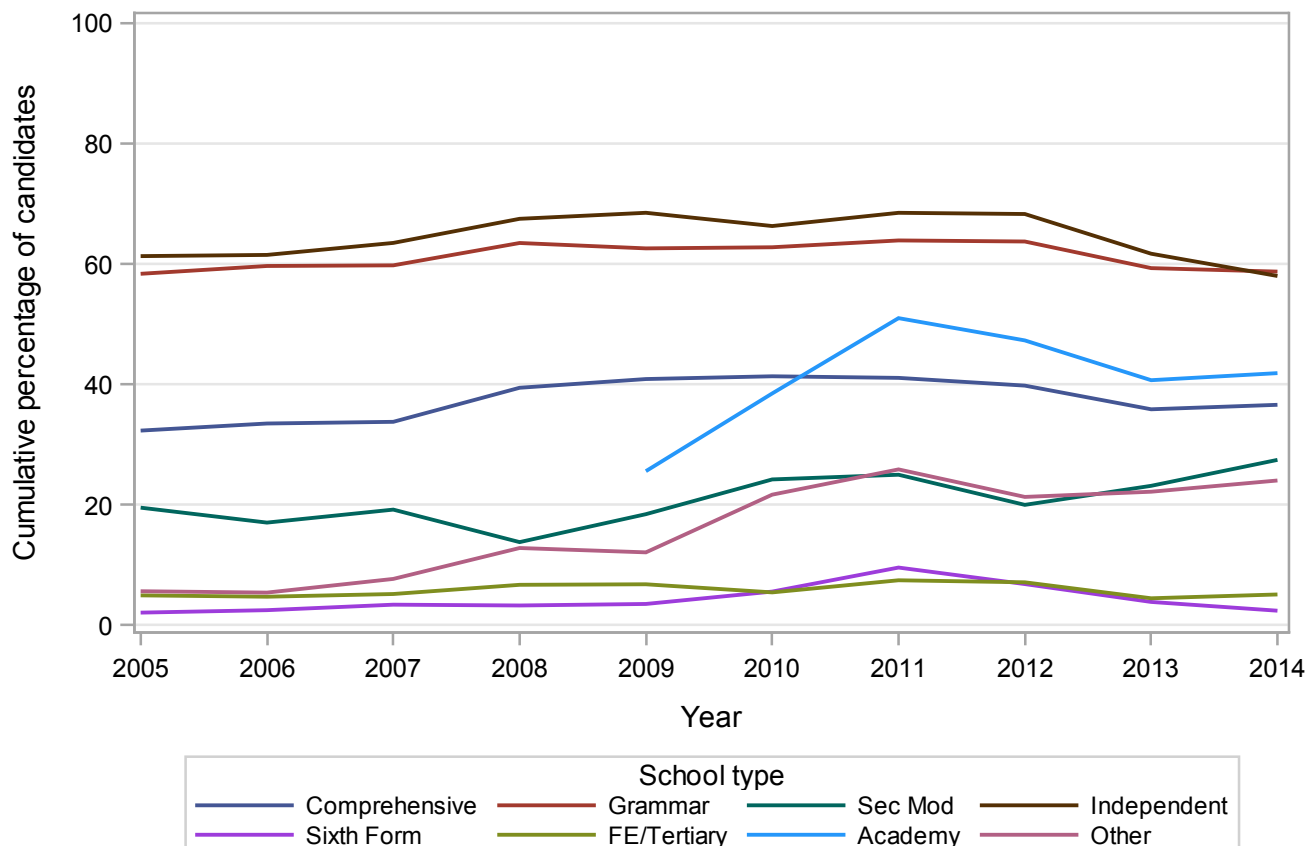
## GCSE BIOLOGY Grade A by school type 2005-2014 Cumulative Percentages

School type	2005	2006	2007	2008	2009	2010	2011	2012	2013	2014
Comprehensive	32.3	33.5	33.8	39.4	40.9	41.3	41.1	39.8	35.9	36.6
Grammar	58.4	59.7	59.8	63.5	62.6	62.8	63.9	63.7	59.3	58.7
Sec Mod	19.5	17.0	19.2	13.8	18.4	24.2	25.0	20.0	23.1	27.5
Independent	61.3	61.5	63.5	67.5	68.5	66.3	68.5	68.3	61.7	58.0
Sixth Form	2.1	2.5	3.4	3.3	3.5	5.6	9.6	6.8	3.9	2.4
FE/Tertiary	5.0	4.7	5.2	6.7	6.8	5.4	7.5	7.1	4.5	5.1
Academy	.	.	.	.	25.6	38.5	51.0	47.3	40.7	41.9
Other	5.6	5.4	7.7	12.8	12.1	21.7	25.9	21.3	22.2	24.0

### Cumulative Numbers

School type	2005	2006	2007	2008	2009	2010	2011	2012	2013	2014
Comprehensive	9287	10748	11514	20059	24919	34278	31479	31146	28537	20948
Grammar	5341	5577	5968	9317	10413	11129	7639	7287	6144	5557
Sec Mod	73	61	81	253	402	638	635	511	706	542
Independent	10422	10433	10945	11777	12128	13194	14053	13092	8549	7110
Sixth Form	28	33	43	43	43	59	85	53	28	13
FE/Tertiary	207	184	189	241	235	181	209	204	132	138
Academy	.	.	.	.	481	1438	17215	24660	27183	24625
Other	62	57	89	166	138	315	407	340	319	305

### Cumulative percentage at Grade A by school type





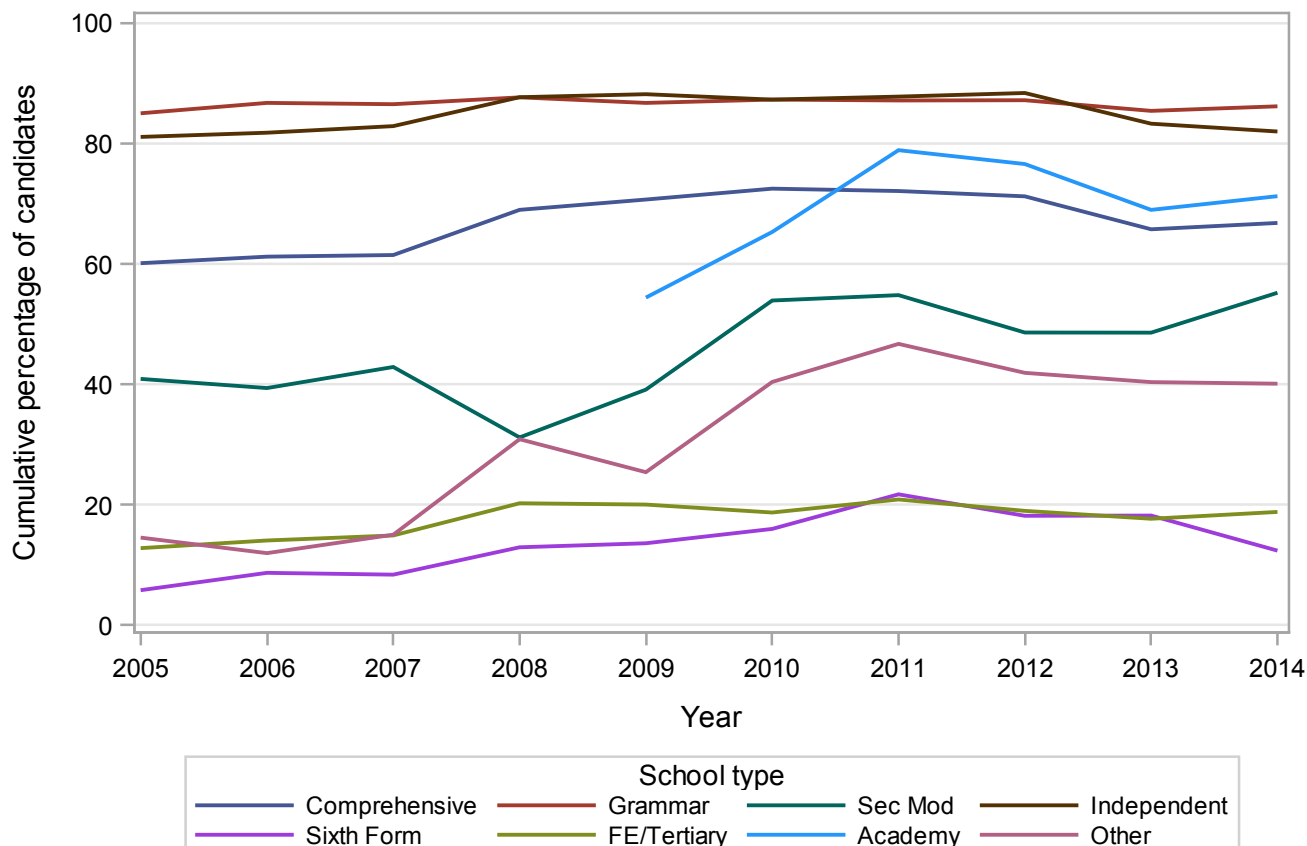
## GCSE BIOLOGY Grade B by school type 2005-2014 Cumulative Percentages

School type	2005	2006	2007	2008	2009	2010	2011	2012	2013	2014
Comprehensive	60.1	61.2	61.5	69.0	70.7	72.5	72.1	71.2	65.8	66.8
Grammar	85.0	86.8	86.5	87.7	86.8	87.3	87.2	87.2	85.4	86.2
Sec Mod	40.9	39.4	42.9	31.2	39.1	53.9	54.8	48.6	48.6	55.2
Independent	81.1	81.8	82.9	87.7	88.2	87.3	87.8	88.4	83.3	82.0
Sixth Form	5.8	8.7	8.4	12.9	13.6	16.0	21.7	18.2	18.2	12.4
FE/Tertiary	12.8	14.1	14.9	20.3	20.0	18.7	20.9	19.0	17.7	18.8
Academy	.	.	.	.	54.4	65.3	78.9	76.6	69.0	71.3
Other	14.5	12.0	15.0	30.9	25.4	40.4	46.7	41.9	40.4	40.1

### Cumulative Numbers

School type	2005	2006	2007	2008	2009	2010	2011	2012	2013	2014
Comprehensive	17278	19640	20957	35092	43097	60116	55263	55755	52332	38237
Grammar	7781	8109	8641	12868	14433	15478	10418	9970	8850	8155
Sec Mod	153	141	181	572	853	1421	1393	1243	1482	1090
Independent	13788	13877	14289	15301	15616	17373	18013	16945	11541	10052
Sixth Form	78	115	106	170	166	169	193	141	132	67
FE/Tertiary	535	547	544	728	693	622	585	544	522	509
Academy	.	.	.	.	1023	2440	26633	39936	46083	41914
Other	160	126	174	400	290	587	735	669	581	509

### Cumulative percentage at Grade B by school type

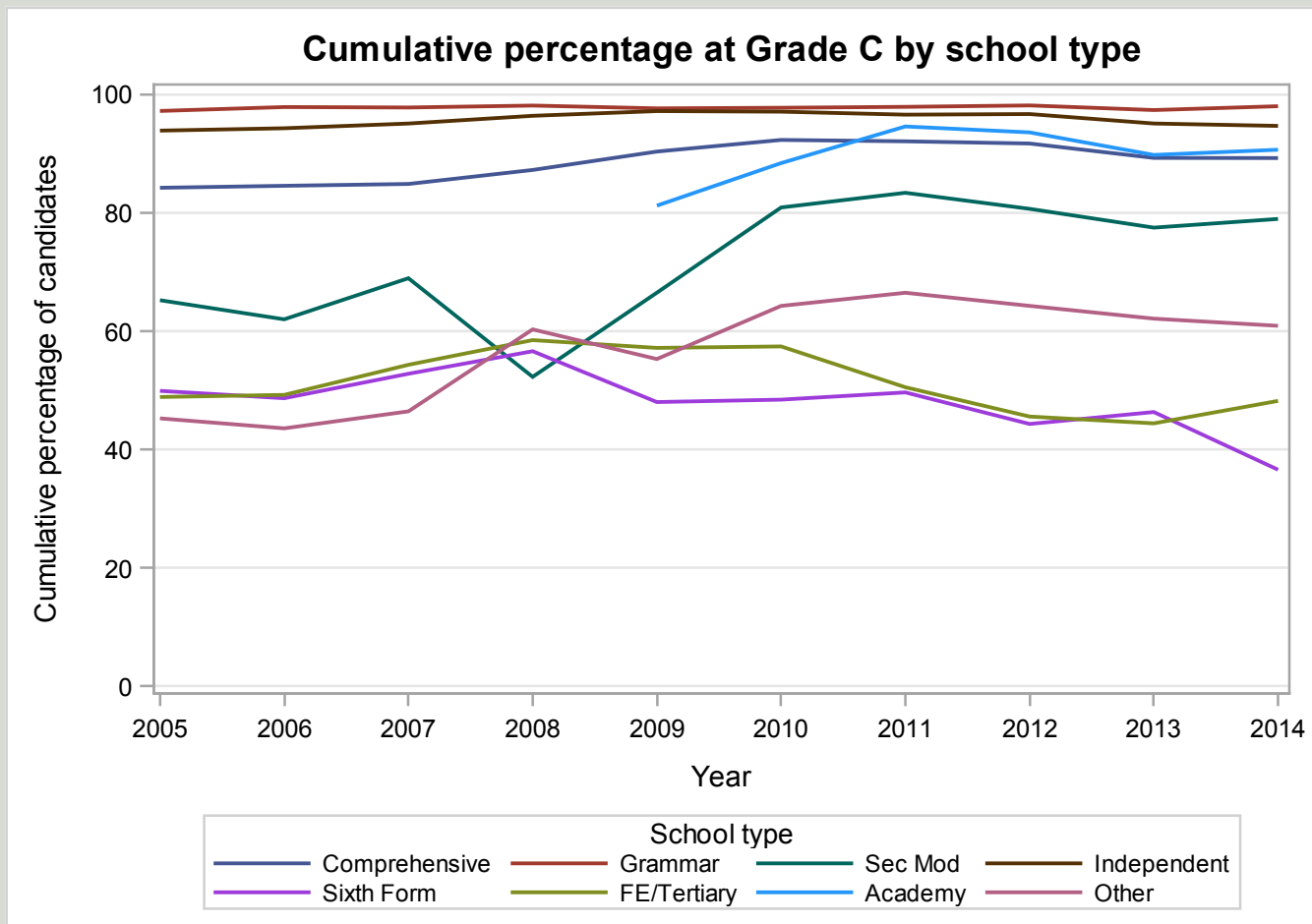


## GCSE BIOLOGY Grade C by school type 2005-2014 Cumulative Percentages

School type	2005	2006	2007	2008	2009	2010	2011	2012	2013	2014
Comprehensive	84.2	84.6	84.9	87.3	90.4	92.3	92.1	91.7	89.3	89.3
Grammar	97.2	97.9	97.8	98.1	97.7	97.8	97.9	98.2	97.4	98.0
Sec Mod	65.2	62.0	69.0	52.3	66.5	80.9	83.4	80.7	77.5	79.0
Independent	93.9	94.3	95.1	96.4	97.2	97.1	96.6	96.7	95.1	94.7
Sixth Form	49.9	48.7	52.8	56.6	48.0	48.4	49.7	44.3	46.3	36.6
FE/Tertiary	48.9	49.2	54.3	58.5	57.2	57.4	50.5	45.6	44.4	48.2
Academy	.	.	.	.	81.2	88.4	94.6	93.6	89.8	90.7
Other	45.3	43.6	46.5	60.3	55.3	64.3	66.5	64.3	62.1	60.9

### Cumulative Numbers

School type	2005	2006	2007	2008	2009	2010	2011	2012	2013	2014
Comprehensive	24206	27136	28933	44383	55079	76542	70571	71790	71056	51082
Grammar	8897	9149	9766	14403	16248	17332	11704	11223	10087	9275
Sec Mod	244	222	291	959	1450	2132	2119	2063	2364	1559
Independent	15964	15997	16392	16819	17209	19323	19818	18536	13176	11608
Sixth Form	670	644	667	744	586	512	441	344	336	198
FE/Tertiary	2044	1915	1983	2103	1978	1909	1416	1306	1312	1305
Academy	.	.	.	.	1527	3303	31932	48799	59982	53331
Other	498	459	538	781	631	934	1046	1026	894	773

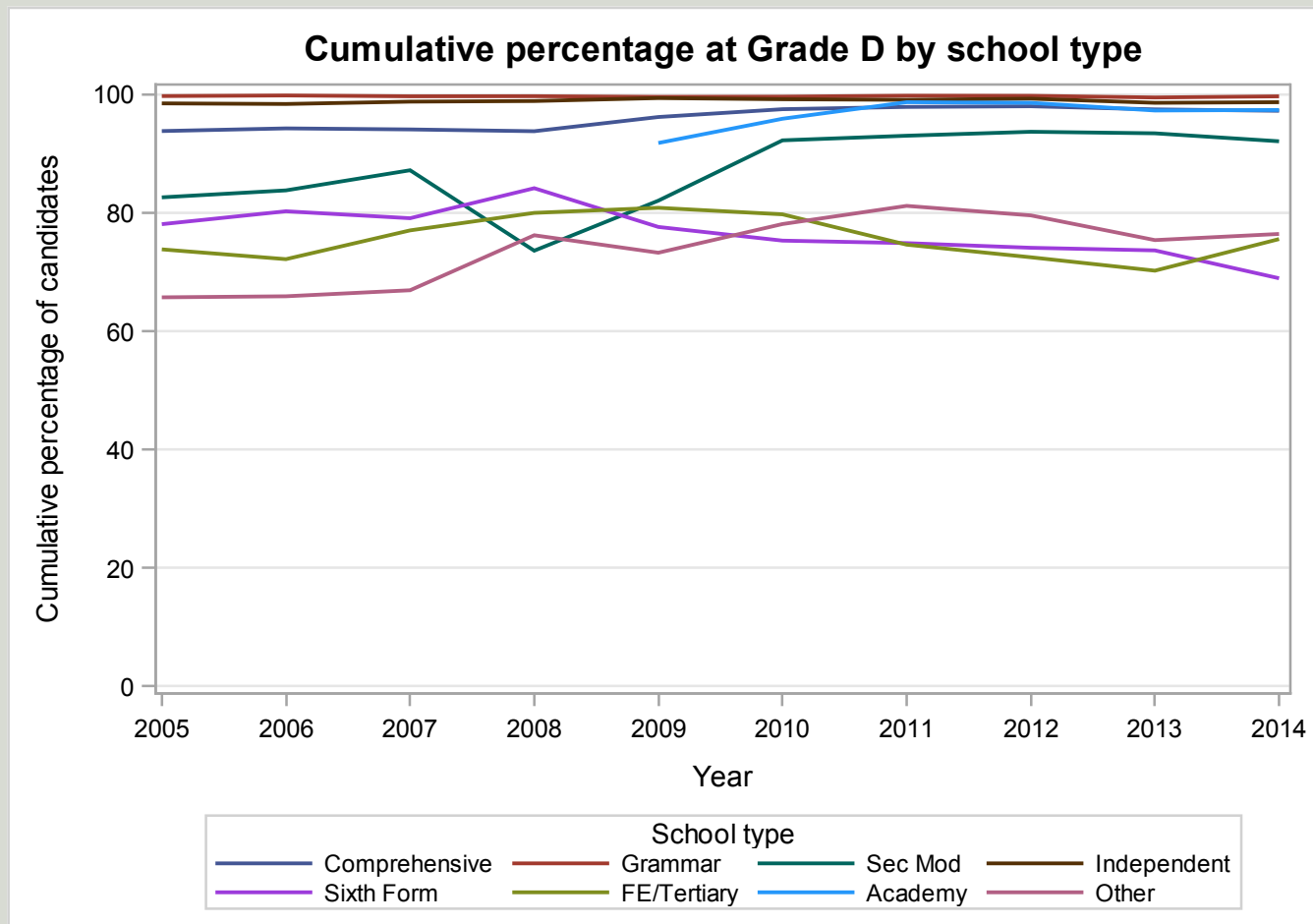


## GCSE BIOLOGY Grade D by school type 2005-2014 Cumulative Percentages

School type	2005	2006	2007	2008	2009	2010	2011	2012	2013	2014
Comprehensive	93.8	94.3	94.1	93.8	96.2	97.5	97.9	98.0	97.5	97.2
Grammar	99.7	99.8	99.7	99.7	99.6	99.6	99.8	99.8	99.5	99.7
Sec Mod	82.6	83.8	87.2	73.6	82.1	92.3	93.0	93.7	93.4	92.1
Independent	98.5	98.4	98.8	98.9	99.4	99.2	99.1	99.3	98.6	98.7
Sixth Form	78.1	80.3	79.1	84.2	77.6	75.3	74.9	74.1	73.7	68.9
FE/Tertiary	73.8	72.2	77.0	80.0	80.9	79.8	74.6	72.5	70.2	75.6
Academy	.	.	.	.	91.8	95.9	98.7	98.6	97.3	97.4
Other	65.7	65.9	66.9	76.2	73.3	78.1	81.2	79.6	75.4	76.4

### Cumulative Numbers

School type	2005	2006	2007	2008	2009	2010	2011	2012	2013	2014
Comprehensive	26961	30247	32074	47713	58638	80852	75027	76716	77582	55654
Grammar	9127	9332	9955	14635	16571	17665	11929	11409	10307	9433
Sec Mod	309	300	368	1350	1789	2431	2364	2396	2850	1818
Independent	16746	16693	17030	17255	17599	19741	20331	19035	13661	12099
Sixth Form	1048	1062	999	1106	947	796	665	575	534	373
FE/Tertiary	3087	2807	2812	2876	2797	2651	2091	2077	2074	2045
Academy	.	.	.	.	1726	3583	33316	51406	64999	57281
Other	723	694	775	987	836	1135	1277	1270	1085	970



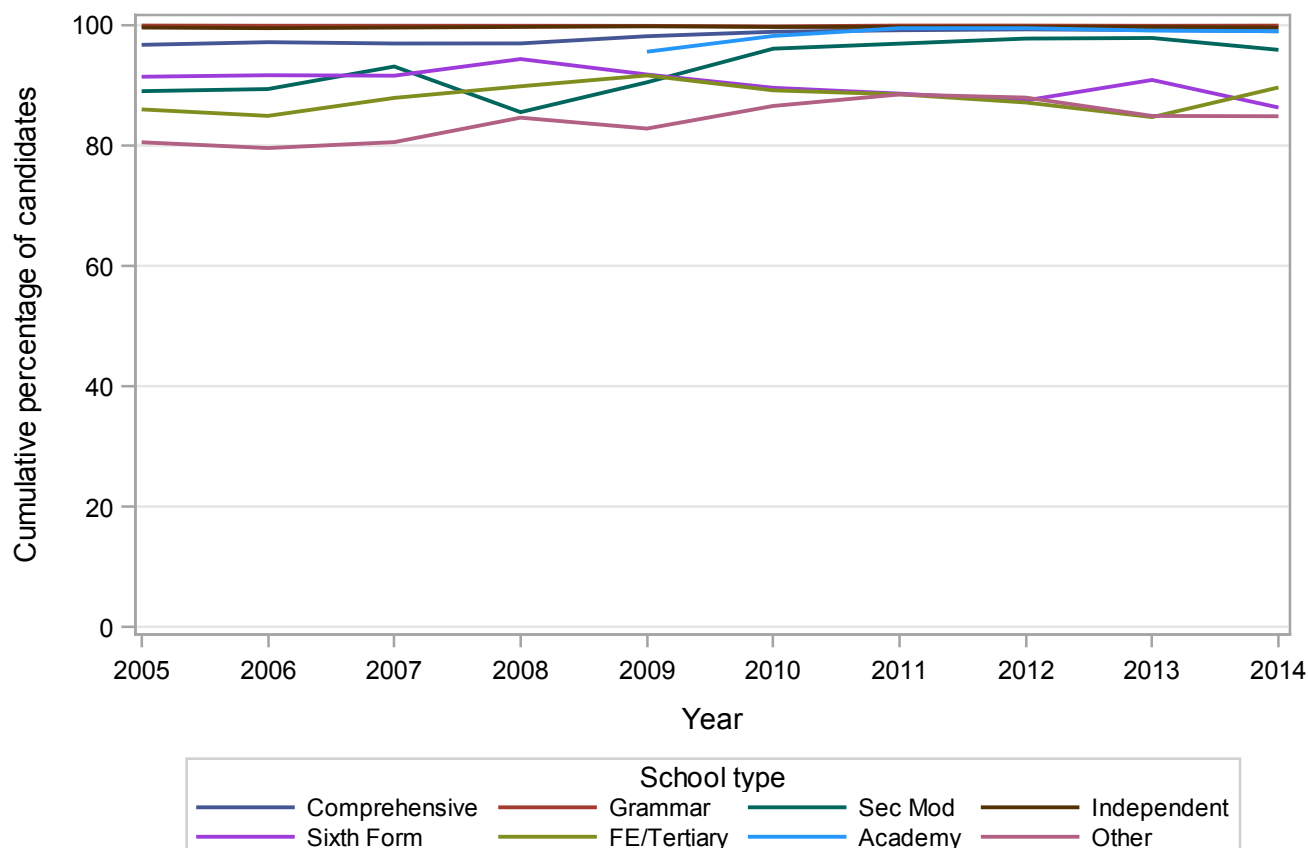
## GCSE BIOLOGY Grade E by school type 2005-2014 Cumulative Percentages

School type	2005	2006	2007	2008	2009	2010	2011	2012	2013	2014
Comprehensive	96.7	97.2	97.0	97.0	98.2	98.9	99.2	99.3	99.2	99.0
Grammar	99.9	99.9	99.9	99.9	99.9	99.8	99.9	99.9	99.9	99.9
Sec Mod	89.0	89.4	93.1	85.6	90.5	96.1	96.9	97.8	97.9	95.9
Independent	99.6	99.5	99.6	99.7	99.8	99.7	99.7	99.7	99.7	99.6
Sixth Form	91.4	91.7	91.6	94.4	91.8	89.6	88.6	87.5	90.9	86.3
FE/Tertiary	86.0	84.9	87.9	89.8	91.6	89.2	88.5	87.2	84.7	89.7
Academy	.	.	.	.	95.6	98.2	99.5	99.5	99.1	99.0
Other	80.5	79.6	80.6	84.6	82.8	86.6	88.5	88.0	84.9	84.9

### Cumulative Numbers

School type	2005	2006	2007	2008	2009	2010	2011	2012	2013	2014
Comprehensive	27795	31177	33046	49323	59833	81996	75983	77723	78934	56645
Grammar	9145	9338	9975	14662	16617	17693	11945	11426	10348	9455
Sec Mod	333	320	393	1569	1973	2532	2463	2500	2985	1893
Independent	16933	16879	17168	17395	17670	19840	20454	19111	13813	12209
Sixth Form	1227	1213	1157	1240	1120	947	787	679	659	467
FE/Tertiary	3596	3303	3209	3230	3170	2964	2480	2497	2502	2426
Academy	.	.	.	.	1797	3669	33586	51875	66203	58226
Other	886	838	933	1096	945	1258	1392	1404	1222	1077

### Cumulative percentage at Grade E by school type

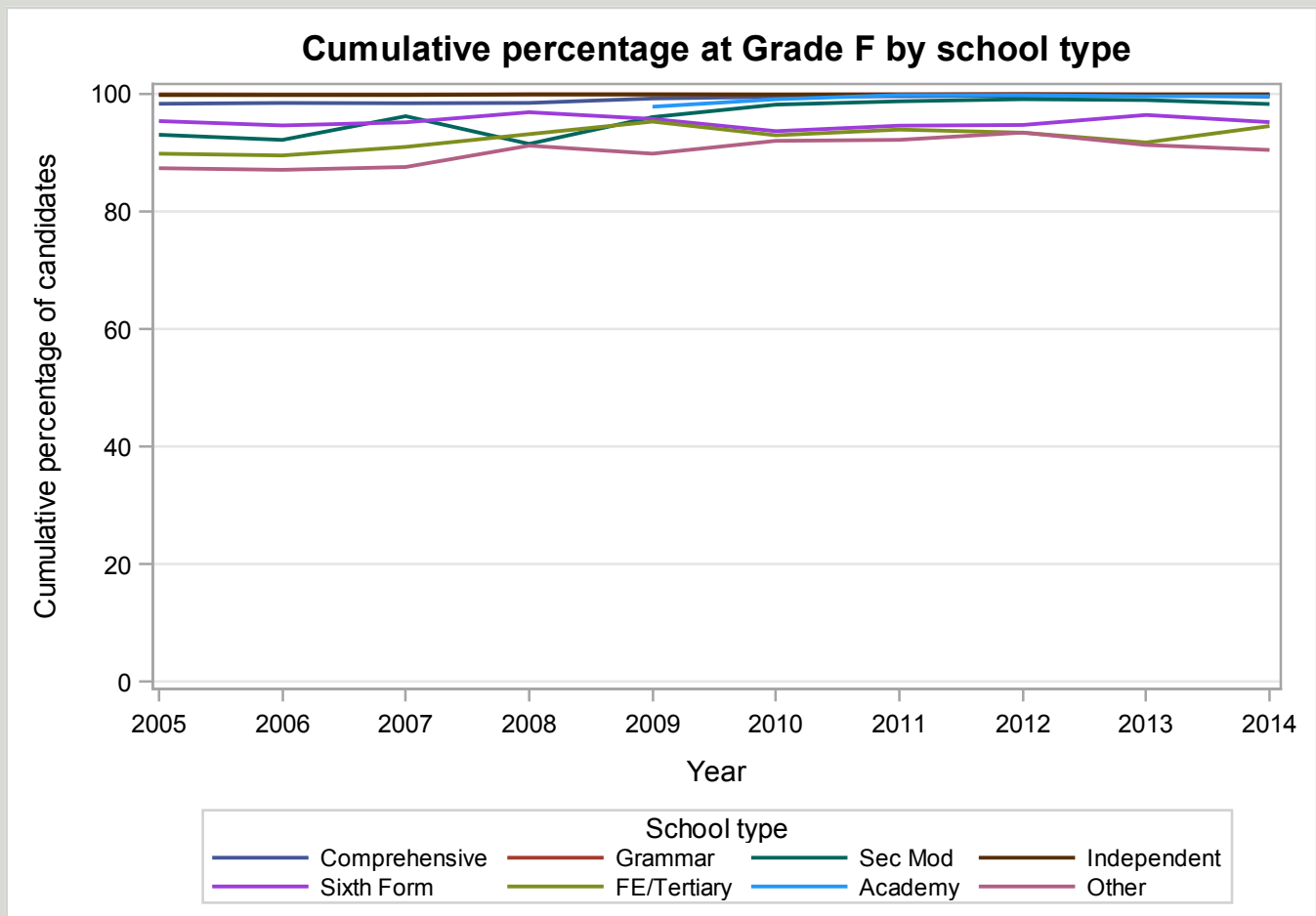


## GCSE BIOLOGY Grade F by school type 2005-2014 Cumulative Percentages

School type	2005	2006	2007	2008	2009	2010	2011	2012	2013	2014
Comprehensive	98.3	98.5	98.4	98.5	99.2	99.5	99.6	99.7	99.8	99.5
Grammar	99.9	99.9	99.9	99.9	99.9	99.9	99.9	100.0	99.9	99.9
Sec Mod	93.0	92.2	96.2	91.5	96.1	98.2	98.7	99.1	99.0	98.3
Independent	99.8	99.8	99.8	99.9	99.9	99.9	99.9	99.9	99.9	99.9
Sixth Form	95.4	94.6	95.2	96.9	95.7	93.7	94.6	94.7	96.4	95.2
FE/Tertiary	89.8	89.5	91.0	93.2	95.3	93.0	93.9	93.4	91.7	94.5
Academy	.	.	.	.	97.8	99.1	99.8	99.8	99.6	99.6
Other	87.4	87.1	87.6	91.2	89.8	92.0	92.2	93.4	91.3	90.5

### Cumulative Numbers

School type	2005	2006	2007	2008	2009	2010	2011	2012	2013	2014
Comprehensive	28252	31589	33541	50086	60478	82494	76326	78036	79412	56962
Grammar	9145	9338	9975	14668	16627	17711	11945	11434	10351	9455
Sec Mod	348	330	406	1678	2094	2587	2509	2534	3018	1940
Independent	16967	16930	17203	17430	17687	19880	20495	19150	13841	12246
Sixth Form	1280	1252	1202	1273	1168	990	840	735	699	515
FE/Tertiary	3756	3482	3321	3349	3296	3090	2632	2676	2709	2558
Academy	.	.	.	.	1839	3702	33687	52032	66536	58581
Other	961	917	1014	1181	1025	1337	1450	1491	1314	1148



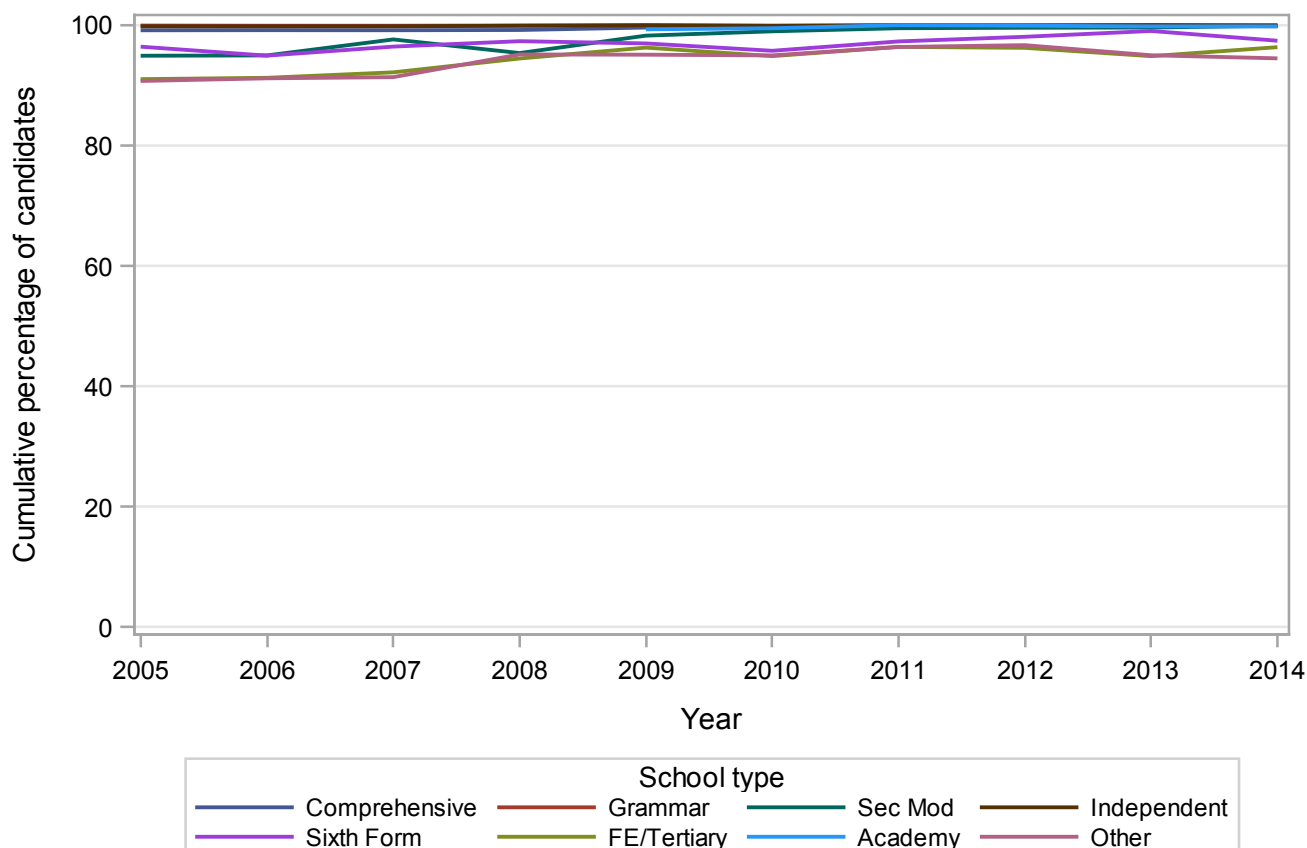
## GCSE BIOLOGY Grade G by school type 2005-2014 Cumulative Percentages

School type	2005	2006	2007	2008	2009	2010	2011	2012	2013	2014
Comprehensive	99.1	99.2	99.2	99.2	99.6	99.8	99.9	99.9	99.9	99.8
Grammar	99.9	99.9	99.9	99.9	99.9	99.9	99.9	100.0	100.0	100.0
Sec Mod	94.9	95.0	97.6	95.4	98.3	99.0	99.5	99.6	99.6	99.9
Independent	99.8	99.8	99.8	99.9	100.0	99.9	100.0	99.9	100.0	99.9
Sixth Form	96.4	94.9	96.4	97.3	97.0	95.7	97.3	98.1	99.0	97.4
FE/Tertiary	91.0	91.3	92.2	94.5	96.3	94.9	96.4	96.2	94.9	96.3
Academy	.	.	.	.	99.3	99.5	100.0	99.9	99.8	99.8
Other	90.7	91.2	91.4	95.1	95.1	95.0	96.4	96.7	95.0	94.5

### Cumulative Numbers

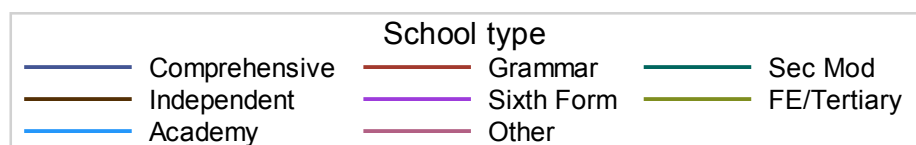
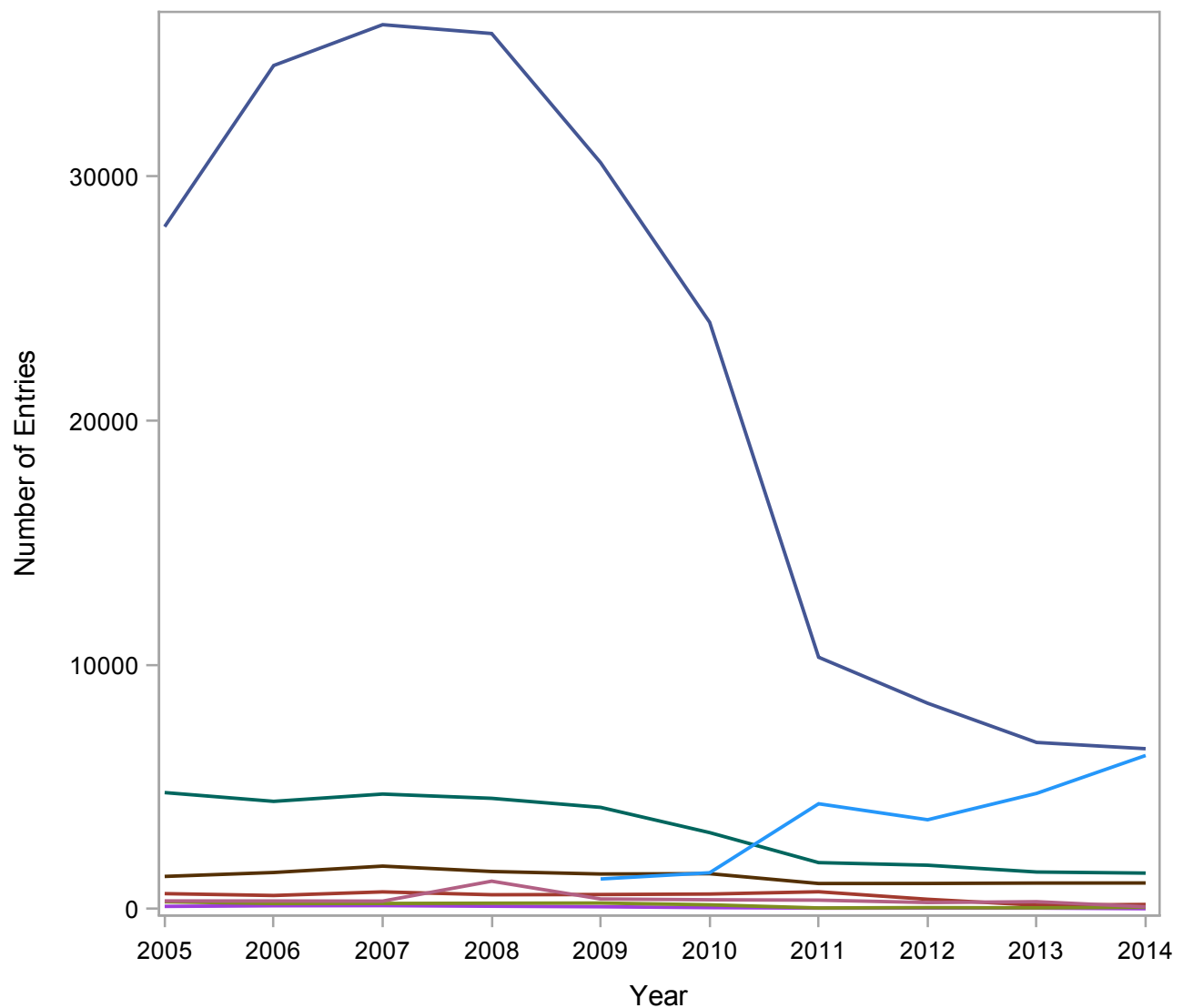
School type	2005	2006	2007	2008	2009	2010	2011	2012	2013	2014
Comprehensive	28490	31816	33796	50460	60710	82725	76555	78192	79501	57120
Grammar	9145	9338	9975	14668	16627	17711	11945	11434	10359	9462
Sec Mod	355	340	412	1749	2142	2608	2528	2546	3038	1972
Independent	16967	16930	17203	17430	17705	19880	20516	19150	13855	12246
Sixth Form	1294	1256	1218	1279	1183	1012	864	761	718	527
FE/Tertiary	3806	3549	3364	3396	3330	3153	2701	2757	2801	2607
Academy	.	.	.	.	1867	3717	33755	52084	66671	58700
Other	998	960	1058	1232	1085	1380	1516	1543	1367	1199

### Cumulative percentage at Grade G by school type



## Numbers of GCSE entries in BUSINESS & COMM. SYS. by school type 2005-2014

School type	2005	2006	2007	2008	2009	2010	2011	2012	2013	2014
Comprehensive	27941	34541	36213	35851	30560	24023	10303	8420	6815	6557
Grammar	622	546	694	576	585	605	699	391	148	178
Sec Mod	4761	4401	4700	4525	4155	3121	1892	1786	1507	1463
Independent	1327	1488	1749	1528	1426	1439	1036	1038	1054	1058
Sixth Form	99	126	132	106	84	50	28	32	30	5
FE/Tertiary	287	217	220	230	237	164	35	50	40	65
Academy	.	.	.	.	1222	1477	4303	3648	4728	6280
Other	322	320	315	1132	402	370	355	257	291	84



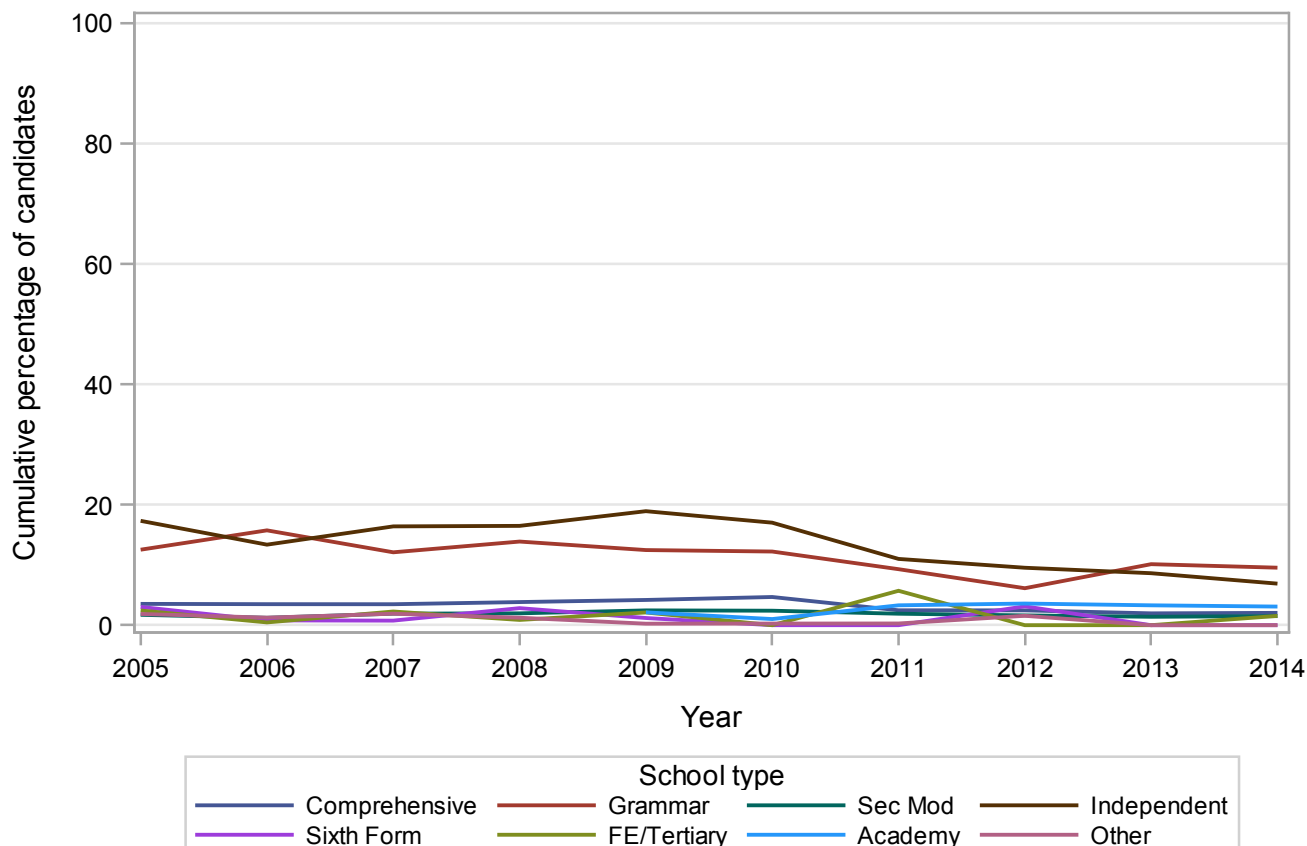
## GCSE BUSINESS & COMM. SYS. Grade A\* by school type 2005-2014 Cumulative Percentages

School type	2005	2006	2007	2008	2009	2010	2011	2012	2013	2014
Comprehensive	3.5	3.5	3.5	3.8	4.2	4.7	2.5	2.5	2.0	2.0
Grammar	12.5	15.8	12.1	13.9	12.5	12.2	9.3	6.1	10.1	9.6
Sec Mod	1.7	1.2	1.9	2.0	2.5	2.4	1.9	1.6	1.4	1.5
Independent	17.3	13.4	16.4	16.5	18.9	17.0	11.0	9.5	8.6	6.9
Sixth Form	3.0	0.8	0.8	2.8	1.2	0.0	0.0	3.1	0.0	0.0
FE/Tertiary	2.4	0.5	2.3	0.9	2.1	0.0	5.7	0.0	0.0	1.5
Academy	.	.	.	.	2.1	1.0	3.3	3.6	3.3	3.1
Other	1.9	1.3	1.9	1.2	0.2	0.3	0.3	1.6	0.0	0.0

### Cumulative Numbers

School type	2005	2006	2007	2008	2009	2010	2011	2012	2013	2014
Comprehensive	989	1205	1261	1376	1280	1124	255	207	134	134
Grammar	78	86	84	80	73	74	65	24	15	17
Sec Mod	82	54	90	89	102	75	36	29	21	22
Independent	230	199	287	252	270	245	114	99	91	73
Sixth Form	3	1	1	3	1	0	0	1	0	0
FE/Tertiary	7	1	5	2	5	0	2	0	0	1
Academy	.	.	.	.	26	15	142	131	156	194
Other	6	4	6	14	1	1	1	4	0	0

### Cumulative percentage at Grade A\* by school type





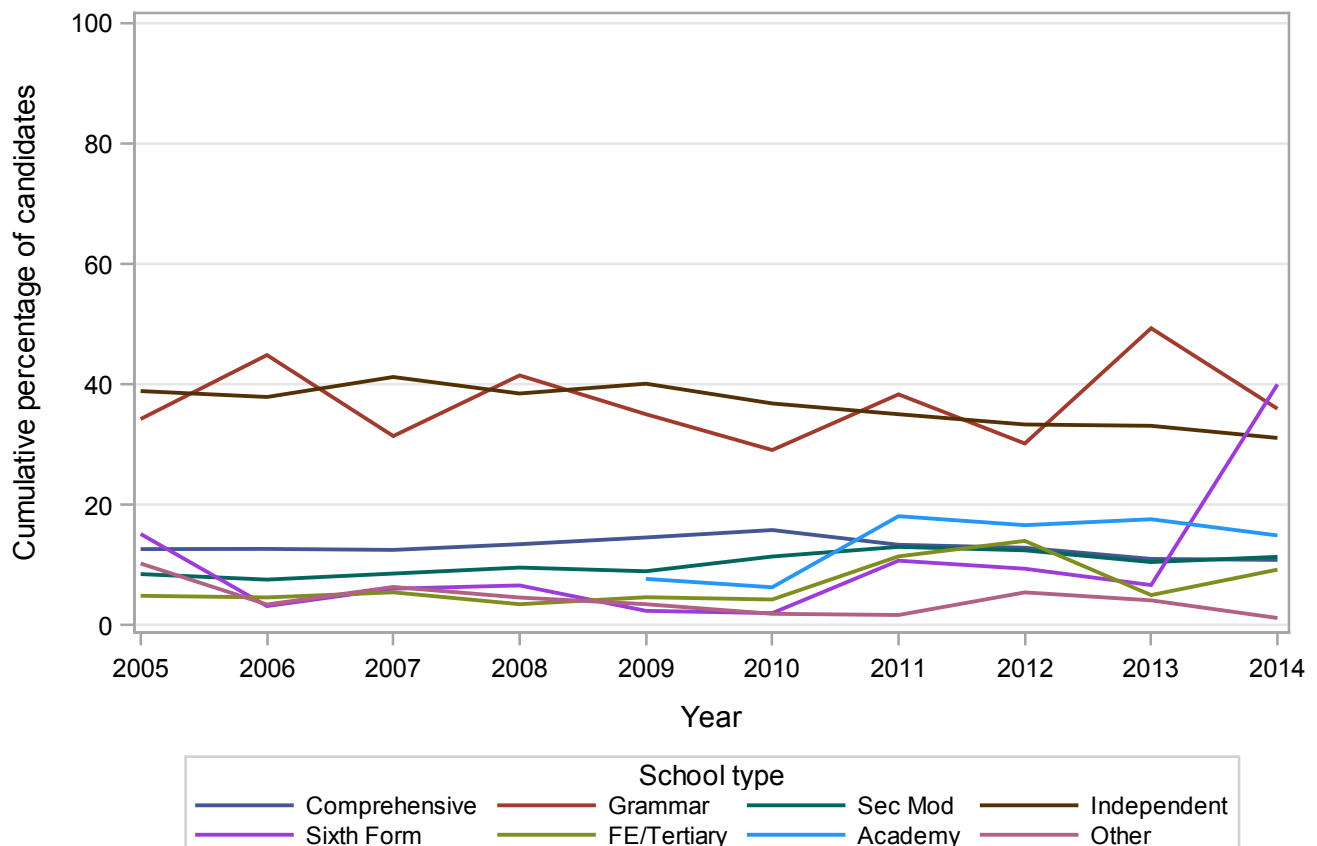
## GCSE BUSINESS & COMM. SYS. Grade A by school type 2005-2014 Cumulative Percentages

School type	2005	2006	2007	2008	2009	2010	2011	2012	2013	2014
Comprehensive	12.6	12.7	12.5	13.5	14.6	15.8	13.4	12.9	11.0	10.8
Grammar	34.2	44.9	31.4	41.5	35.0	29.1	38.3	30.2	49.3	36.0
Sec Mod	8.5	7.6	8.6	9.6	9.0	11.4	13.0	12.4	10.5	11.3
Independent	38.9	37.9	41.2	38.5	40.1	36.8	35.0	33.3	33.1	31.1
Sixth Form	15.2	3.2	6.1	6.6	2.4	2.0	10.7	9.4	6.7	40.0
FE/Tertiary	4.9	4.6	5.5	3.5	4.6	4.3	11.4	14.0	5.0	9.2
Academy	.	.	.	.	7.7	6.3	18.1	16.6	17.6	14.9
Other	10.2	3.4	6.3	4.6	3.5	1.9	1.7	5.4	4.1	1.2

### Cumulative Numbers

School type	2005	2006	2007	2008	2009	2010	2011	2012	2013	2014
Comprehensive	3531	4376	4528	4823	4452	3796	1376	1083	750	711
Grammar	213	245	218	239	205	176	268	118	73	64
Sec Mod	404	333	403	433	372	356	246	222	158	166
Independent	516	564	721	588	572	530	363	346	349	329
Sixth Form	15	4	8	7	2	1	3	3	2	2
FE/Tertiary	14	10	12	8	11	7	4	7	2	6
Academy	.	.	.	.	94	93	779	606	832	936
Other	33	11	20	52	14	7	6	14	12	1

### Cumulative percentage at Grade A by school type



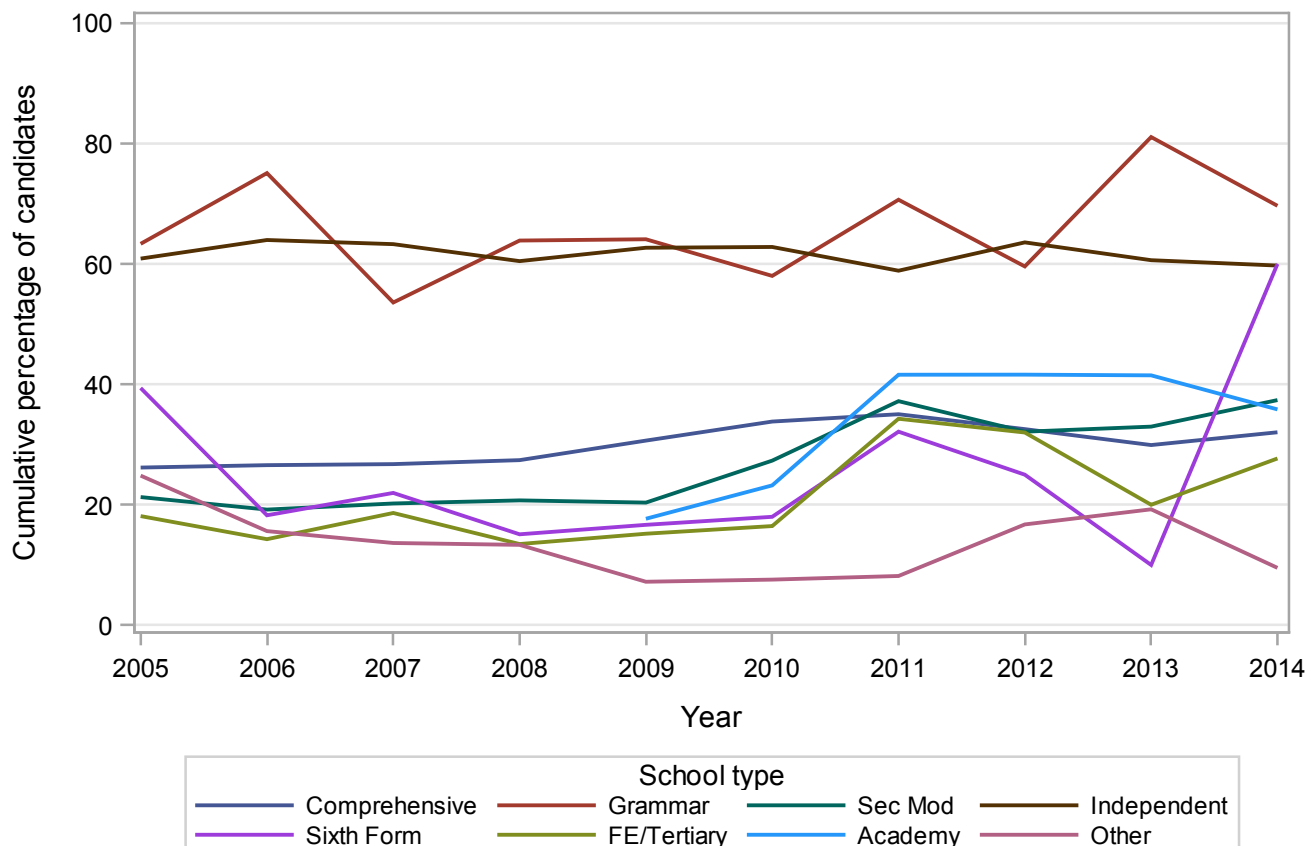
## GCSE BUSINESS & COMM. SYS. Grade B by school type 2005-2014 Cumulative Percentages

School type	2005	2006	2007	2008	2009	2010	2011	2012	2013	2014
Comprehensive	26.2	26.6	26.8	27.4	30.7	33.8	35.0	32.6	29.9	32.0
Grammar	63.3	75.1	53.6	63.9	64.1	58.0	70.7	59.6	81.1	69.7
Sec Mod	21.3	19.2	20.2	20.7	20.4	27.3	37.2	32.1	33.0	37.4
Independent	60.9	64.0	63.3	60.5	62.7	62.8	58.9	63.6	60.6	59.7
Sixth Form	39.4	18.3	22.0	15.1	16.7	18.0	32.1	25.0	10.0	60.0
FE/Tertiary	18.1	14.3	18.6	13.5	15.2	16.5	34.3	32.0	20.0	27.7
Academy	.	.	.	.	17.7	23.2	41.6	41.6	41.5	35.8
Other	24.8	15.6	13.7	13.3	7.2	7.6	8.2	16.7	19.2	9.5

### Cumulative Numbers

School type	2005	2006	2007	2008	2009	2010	2011	2012	2013	2014
Comprehensive	7315	9181	9688	9827	9369	8125	3610	2742	2039	2101
Grammar	394	410	372	368	375	351	494	233	120	124
Sec Mod	1013	845	950	938	846	853	704	574	497	547
Independent	808	952	1107	924	894	904	610	660	639	632
Sixth Form	39	23	29	16	14	9	9	8	3	3
FE/Tertiary	52	31	41	31	36	27	12	16	8	18
Academy	.	.	.	.	216	343	1790	1518	1962	2251
Other	80	50	43	151	29	28	29	43	56	8

### Cumulative percentage at Grade B by school type



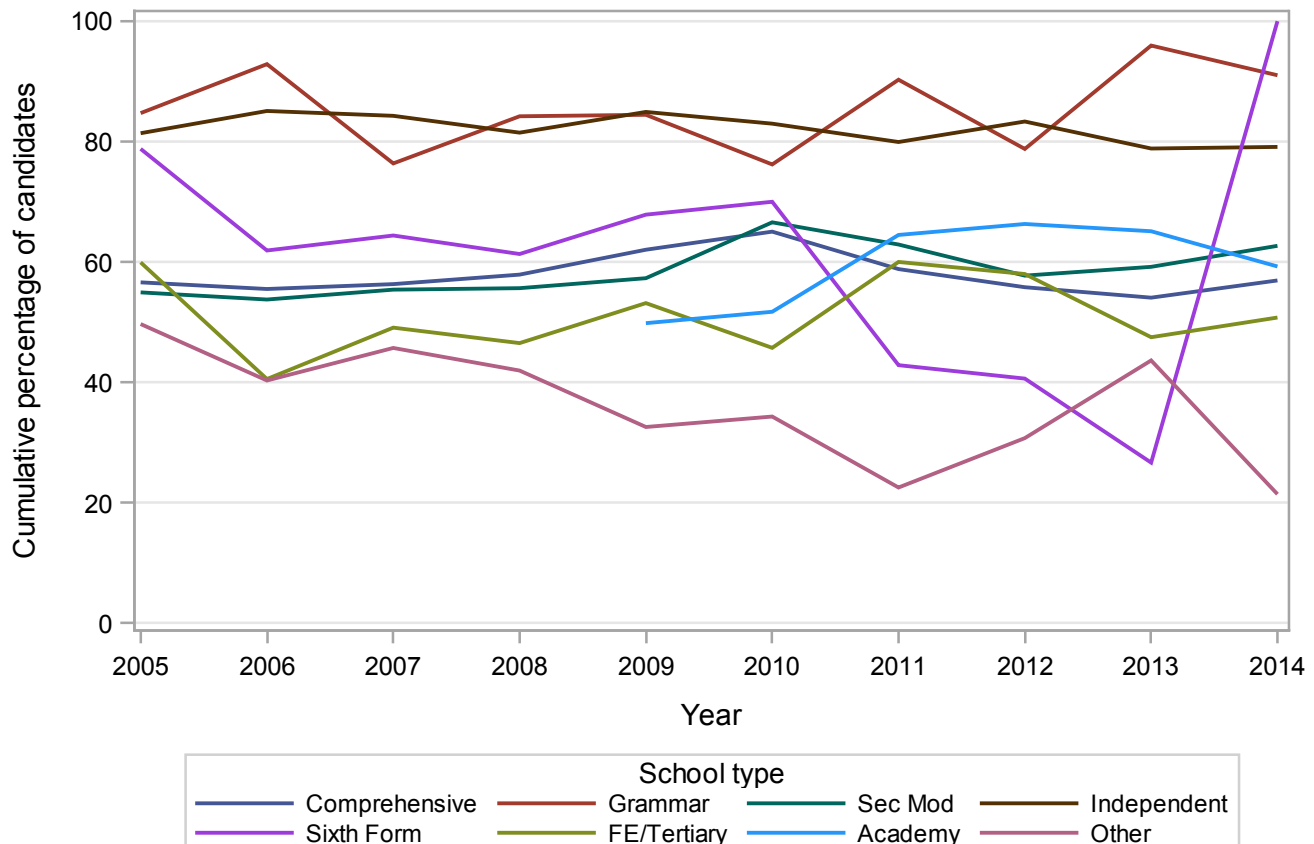
## GCSE BUSINESS & COMM. SYS. Grade C by school type 2005-2014 Cumulative Percentages

School type	2005	2006	2007	2008	2009	2010	2011	2012	2013	2014
Comprehensive	56.6	55.5	56.3	57.9	62.0	65.0	58.8	55.8	54.1	56.9
Grammar	84.7	92.9	76.4	84.2	84.4	76.2	90.3	78.8	95.9	91.0
Sec Mod	54.9	53.8	55.4	55.6	57.3	66.6	62.9	57.7	59.2	62.7
Independent	81.4	85.1	84.3	81.5	84.9	83.0	79.9	83.3	78.8	79.1
Sixth Form	78.8	61.9	64.4	61.3	67.9	70.0	42.9	40.6	26.7	100.0
FE/Tertiary	59.9	40.6	49.1	46.5	53.2	45.7	60.0	58.0	47.5	50.8
Academy	.	.	.	.	49.8	51.7	64.5	66.3	65.1	59.3
Other	49.7	40.3	45.7	42.0	32.6	34.3	22.5	30.7	43.6	21.4

### Cumulative Numbers

School type	2005	2006	2007	2008	2009	2010	2011	2012	2013	2014
Comprehensive	15818	19174	20395	20757	18958	15624	6060	4699	3685	3733
Grammar	527	507	530	485	494	461	631	308	142	162
Sec Mod	2616	2366	2604	2518	2381	2078	1190	1031	892	917
Independent	1080	1266	1474	1245	1211	1194	828	865	831	837
Sixth Form	78	78	85	65	57	35	12	13	8	5
FE/Tertiary	172	88	108	107	126	75	21	29	19	33
Academy	.	.	.	.	609	764	2775	2419	3078	3721
Other	160	129	144	475	131	127	80	79	127	18

### Cumulative percentage at Grade C by school type

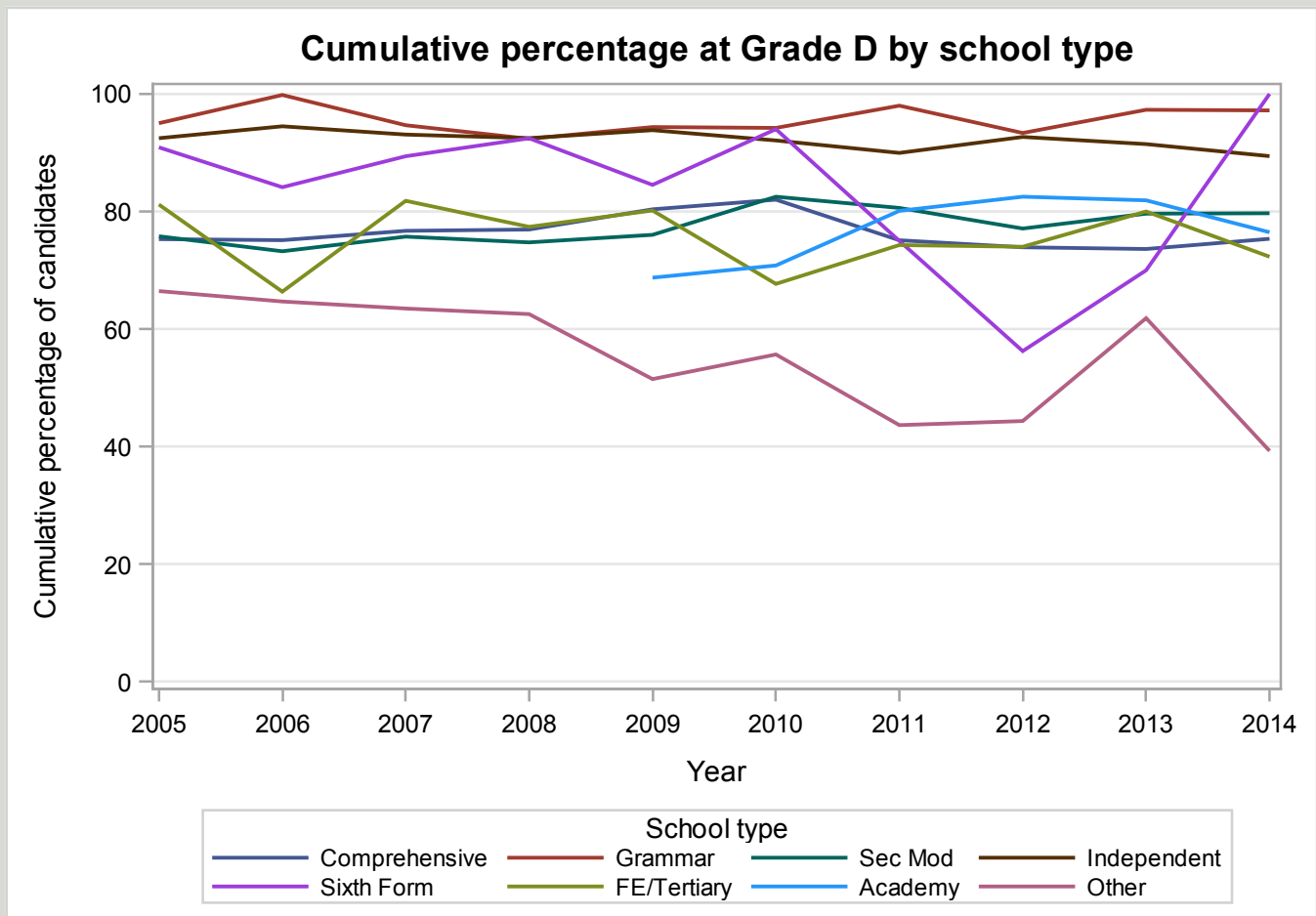


## GCSE BUSINESS & COMM. SYS. Grade D by school type 2005-2014 Cumulative Percentages

School type	2005	2006	2007	2008	2009	2010	2011	2012	2013	2014
Comprehensive	75.3	75.1	76.7	76.9	80.4	82.0	75.1	73.9	73.6	75.4
Grammar	95.0	99.8	94.7	92.4	94.4	94.2	98.0	93.4	97.3	97.2
Sec Mod	75.8	73.2	75.7	74.7	76.0	82.5	80.6	77.1	79.6	79.7
Independent	92.5	94.5	93.1	92.5	93.8	92.1	90.0	92.7	91.5	89.4
Sixth Form	90.9	84.1	89.4	92.5	84.5	94.0	75.0	56.3	70.0	100.0
FE/Tertiary	81.2	66.4	81.8	77.4	80.2	67.7	74.3	74.0	80.0	72.3
Academy	.	.	.	.	68.7	70.8	80.1	82.5	81.9	76.5
Other	66.5	64.7	63.5	62.5	51.5	55.7	43.7	44.4	61.9	39.3

### Cumulative Numbers

School type	2005	2006	2007	2008	2009	2010	2011	2012	2013	2014
Comprehensive	21038	25947	27778	27581	24560	19701	7738	6223	5017	4941
Grammar	591	545	657	532	552	570	685	365	144	173
Sec Mod	3608	3223	3559	3382	3159	2575	1525	1377	1200	1166
Independent	1227	1406	1628	1413	1338	1325	932	962	964	946
Sixth Form	90	106	118	98	71	47	21	18	21	5
FE/Tertiary	233	144	180	178	190	111	26	37	32	47
Academy	.	.	.	.	840	1046	3447	3010	3872	4802
Other	214	207	200	708	207	206	155	114	180	33

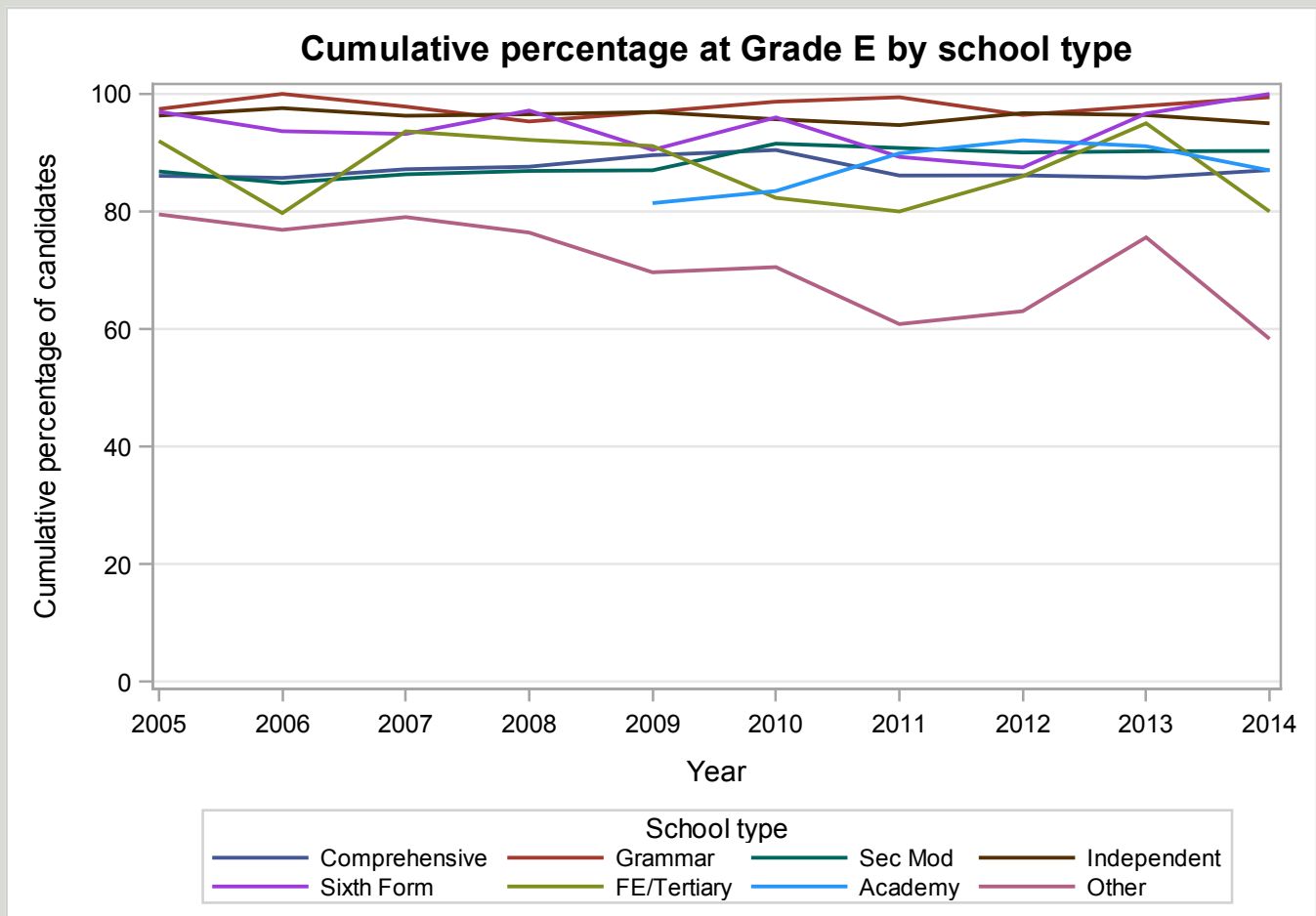


## GCSE BUSINESS & COMM. SYS. Grade E by school type 2005-2014 Cumulative Percentages

School type	2005	2006	2007	2008	2009	2010	2011	2012	2013	2014
Comprehensive	86.1	85.7	87.2	87.6	89.6	90.5	86.1	86.1	85.8	87.0
Grammar	97.4	100.0	97.8	95.3	96.9	98.7	99.4	96.4	98.0	99.4
Sec Mod	86.8	84.8	86.3	86.9	87.0	91.5	90.8	90.0	90.2	90.3
Independent	96.3	97.6	96.3	96.5	96.9	95.7	94.7	96.7	96.4	95.0
Sixth Form	97.0	93.7	93.2	97.2	90.5	96.0	89.3	87.5	96.7	100.0
FE/Tertiary	92.0	79.7	93.6	92.2	91.1	82.3	80.0	86.0	95.0	80.0
Academy	.	.	.	.	81.4	83.5	89.9	92.1	91.1	87.0
Other	79.5	76.9	79.0	76.4	69.7	70.5	60.8	63.0	75.6	58.3

### Cumulative Numbers

School type	2005	2006	2007	2008	2009	2010	2011	2012	2013	2014
Comprehensive	24046	29607	31572	31412	27374	21730	8872	7253	5845	5707
Grammar	606	546	679	549	567	597	695	377	145	177
Sec Mod	4133	3734	4057	3932	3615	2857	1718	1608	1360	1321
Independent	1278	1452	1684	1475	1382	1377	981	1004	1016	1005
Sixth Form	96	118	123	103	76	48	25	28	29	5
FE/Tertiary	264	173	206	212	216	135	28	43	38	52
Academy	.	.	.	.	995	1233	3868	3360	4307	5463
Other	256	246	249	865	280	261	216	162	220	49

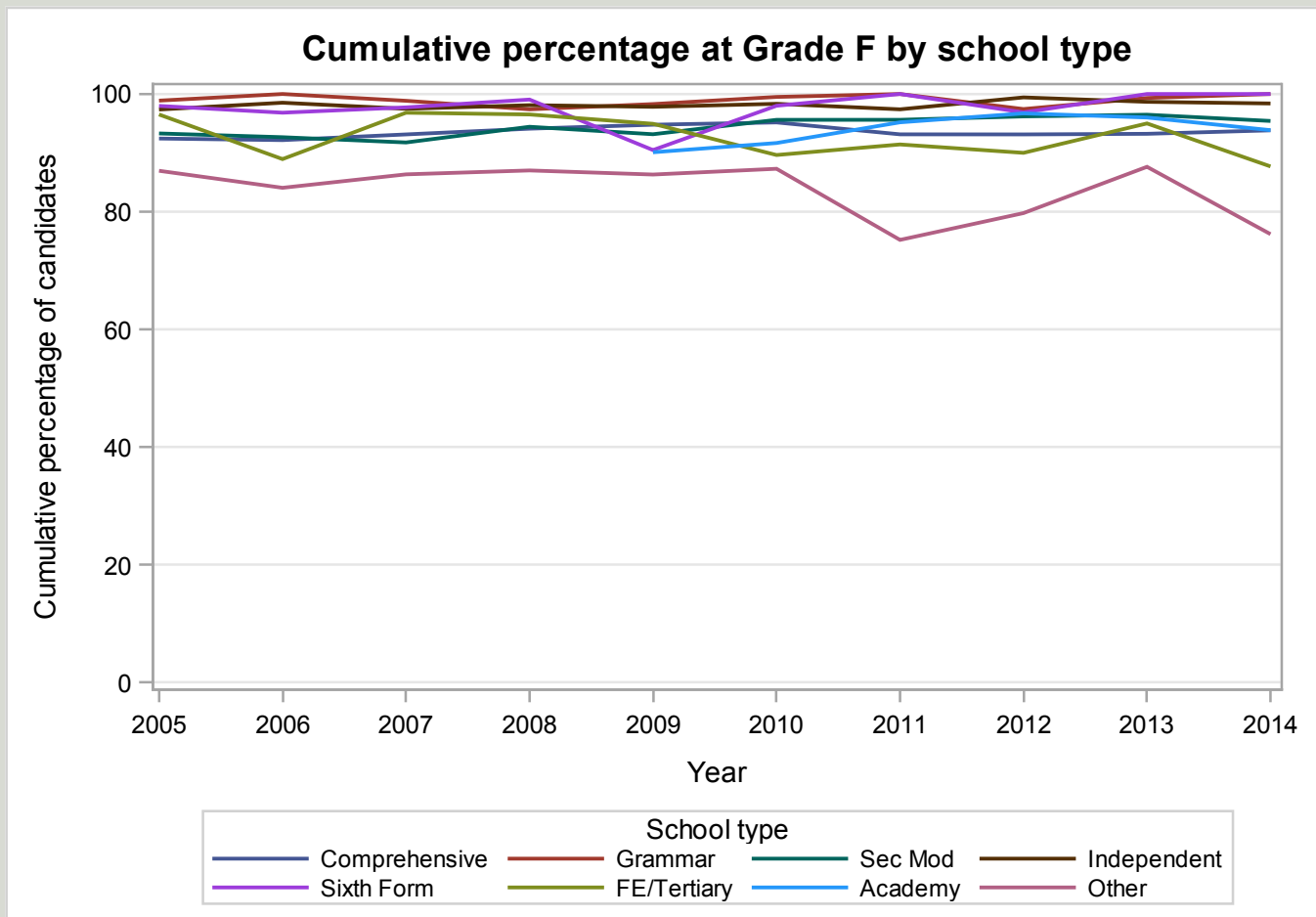


## GCSE BUSINESS & COMM. SYS. Grade F by school type 2005-2014 Cumulative Percentages

School type	2005	2006	2007	2008	2009	2010	2011	2012	2013	2014
Comprehensive	92.4	92.2	93.1	94.1	94.8	95.2	93.1	93.1	93.2	93.8
Grammar	98.9	100.0	98.8	97.4	98.3	99.5	100.0	97.4	99.3	100.0
Sec Mod	93.3	92.7	91.8	94.4	93.2	95.6	95.6	96.2	96.5	95.4
Independent	97.4	98.5	97.5	98.1	97.8	98.3	97.4	99.4	98.7	98.4
Sixth Form	98.0	96.8	97.7	99.1	90.5	98.0	100.0	96.9	100.0	100.0
FE/Tertiary	96.5	88.9	96.8	96.5	94.9	89.6	91.4	90.0	95.0	87.7
Academy	.	.	.	.	90.1	91.7	95.2	96.7	96.0	93.9
Other	87.0	84.1	86.3	87.0	86.3	87.3	75.2	79.8	87.6	76.2

### Cumulative Numbers

School type	2005	2006	2007	2008	2009	2010	2011	2012	2013	2014
Comprehensive	25827	31835	33727	33738	28965	22863	9597	7842	6354	6152
Grammar	615	546	686	561	575	602	699	381	147	178
Sec Mod	4442	4078	4313	4273	3871	2984	1809	1718	1454	1396
Independent	1292	1466	1705	1499	1395	1415	1009	1032	1040	1041
Sixth Form	97	122	129	105	76	49	28	31	30	5
FE/Tertiary	277	193	213	222	225	147	32	45	38	57
Academy	.	.	.	.	1101	1354	4096	3528	4539	5894
Other	280	269	272	985	347	323	267	205	255	64

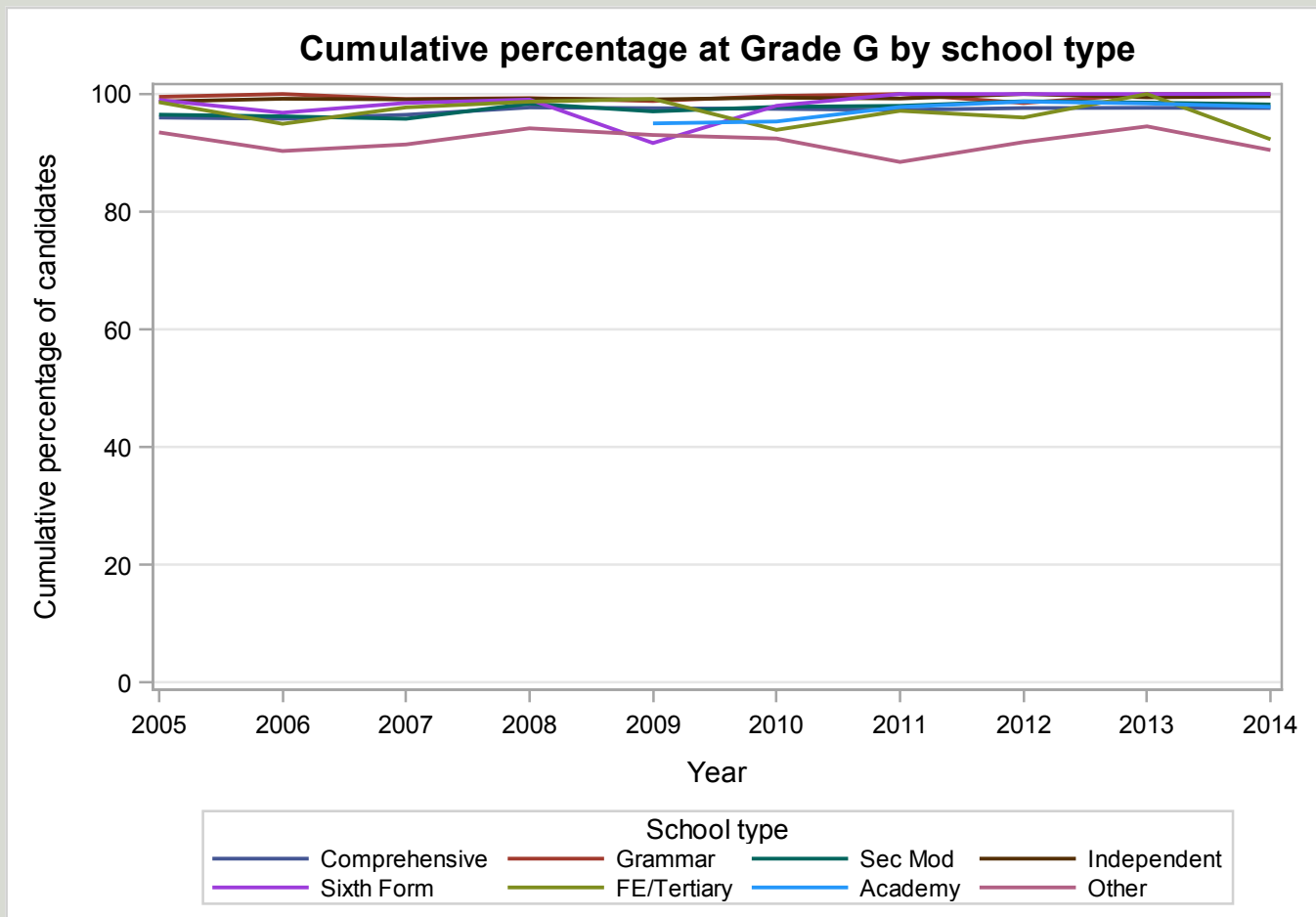


## GCSE BUSINESS & COMM. SYS. Grade G by school type 2005-2014 Cumulative Percentages

School type	2005	2006	2007	2008	2009	2010	2011	2012	2013	2014
Comprehensive	96.0	95.8	96.5	97.7	97.6	97.5	97.3	97.6	97.7	97.6
Grammar	99.5	100.0	99.1	99.3	98.8	99.7	100.0	98.5	100.0	100.0
Sec Mod	96.5	96.2	95.8	98.4	97.0	97.8	98.0	98.8	98.5	98.2
Independent	98.7	99.2	99.1	99.2	99.1	99.4	99.2	100.0	99.4	99.6
Sixth Form	99.0	96.8	98.5	99.1	91.7	98.0	100.0	100.0	100.0	100.0
FE/Tertiary	98.6	94.9	97.7	98.7	99.2	93.9	97.1	96.0	100.0	92.3
Academy	.	.	.	.	95.0	95.3	97.8	98.7	98.4	97.8
Other	93.5	90.3	91.4	94.2	93.0	92.4	88.5	91.8	94.5	90.5

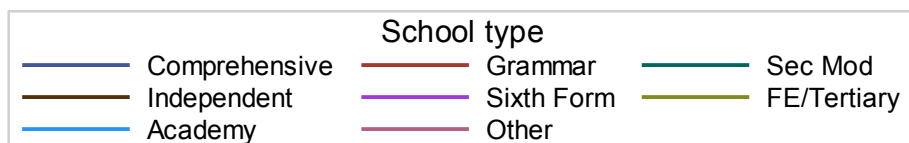
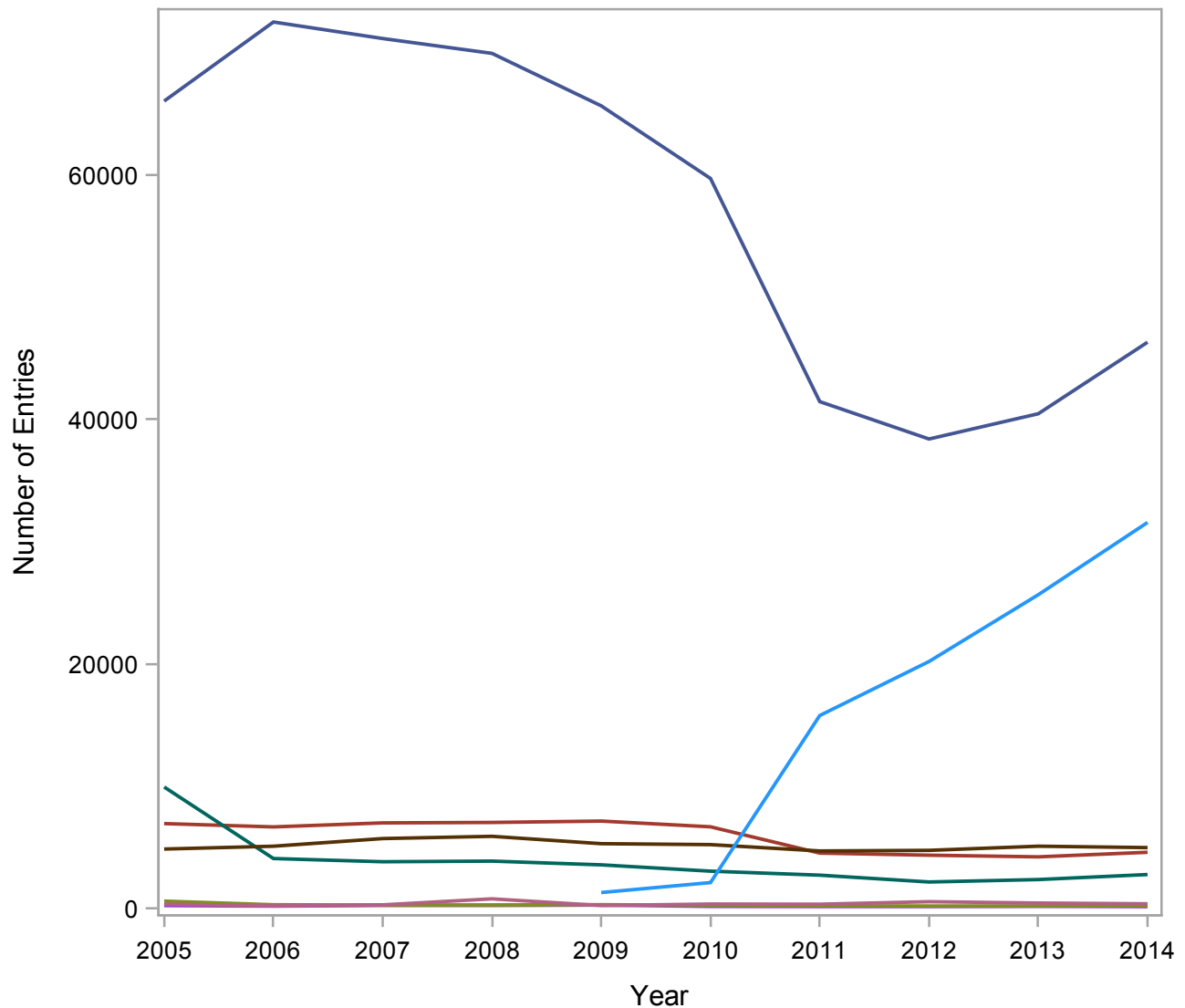
### Cumulative Numbers

School type	2005	2006	2007	2008	2009	2010	2011	2012	2013	2014
Comprehensive	26822	33088	34934	35031	29824	23415	10023	8219	6655	6401
Grammar	619	546	688	572	578	603	699	385	148	178
Sec Mod	4594	4234	4502	4451	4032	3053	1854	1764	1485	1437
Independent	1310	1476	1733	1516	1413	1430	1028	1038	1048	1054
Sixth Form	98	122	130	105	77	49	28	32	30	5
FE/Tertiary	283	206	215	227	235	154	34	48	40	60
Academy	.	.	.	.	1161	1408	4208	3601	4652	6143
Other	301	289	288	1066	374	342	314	236	275	76



## Numbers of GCSE entries in BUSINESS STUDIES by school type 2005-2014

School type	2005	2006	2007	2008	2009	2010	2011	2012	2013	2014
Comprehensive	65997	72457	71108	69895	65607	59672	41433	38376	40440	46287
Grammar	6943	6672	7001	7037	7150	6681	4531	4361	4224	4598
Sec Mod	9934	4088	3826	3877	3570	3056	2727	2172	2369	2779
Independent	4863	5093	5721	5903	5301	5226	4706	4756	5095	4980
Sixth Form	241	194	257	252	285	171	160	162	179	153
FE/Tertiary	607	310	285	292	316	262	222	202	207	227
Academy	.	.	.	.	1308	2122	15777	20193	25647	31554
Other	361	217	301	794	247	368	353	560	450	388





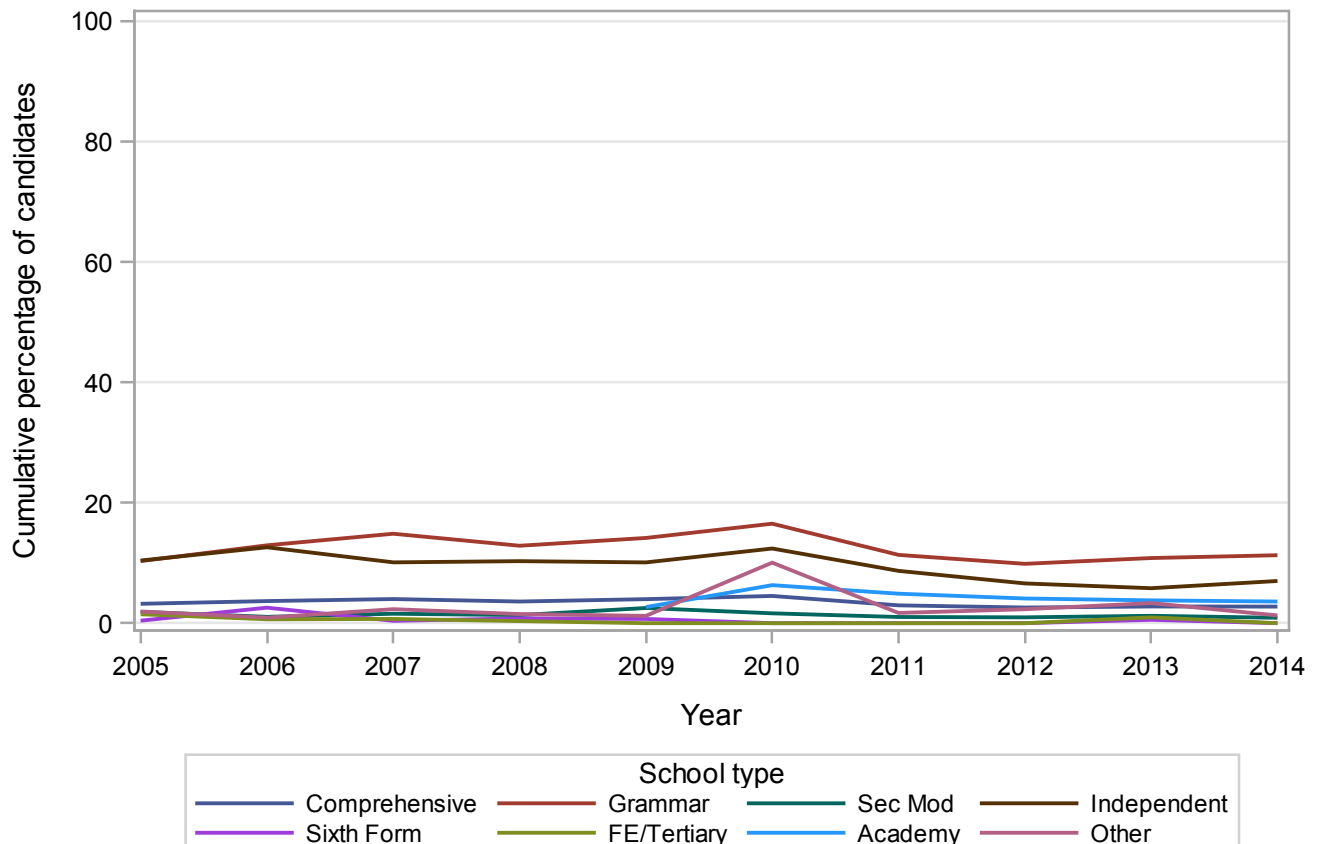
## GCSE BUSINESS STUDIES Grade A\* by school type 2005-2014 Cumulative Percentages

School type	2005	2006	2007	2008	2009	2010	2011	2012	2013	2014
Comprehensive	3.2	3.7	4.0	3.6	4.0	4.5	3.0	2.6	2.8	2.8
Grammar	10.3	12.9	14.9	12.9	14.2	16.5	11.3	9.9	10.8	11.3
Sec Mod	1.9	1.1	1.6	1.3	2.5	1.6	1.0	1.0	1.2	0.9
Independent	10.4	12.6	10.1	10.3	10.1	12.4	8.7	6.6	5.8	7.0
Sixth Form	0.4	2.6	0.4	0.8	0.7	0.0	0.0	0.0	0.6	0.0
FE/Tertiary	1.5	0.6	0.7	0.3	0.0	0.0	0.0	0.0	1.0	0.0
Academy	.	.	.	.	2.7	6.3	4.9	4.1	3.8	3.6
Other	1.9	0.9	2.3	1.5	1.2	10.1	1.7	2.3	3.3	1.3

### Cumulative Numbers

School type	2005	2006	2007	2008	2009	2010	2011	2012	2013	2014
Comprehensive	2123	2659	2850	2514	2617	2698	1228	998	1120	1275
Grammar	716	863	1040	905	1012	1104	514	430	457	519
Sec Mod	187	43	60	52	90	50	28	21	29	25
Independent	506	642	578	608	535	648	409	314	296	349
Sixth Form	1	5	1	2	2	0	0	0	1	0
FE/Tertiary	9	2	2	1	0	0	0	0	2	0
Academy	.	.	.	.	35	134	773	828	972	1135
Other	7	2	7	12	3	37	6	13	15	5

### Cumulative percentage at Grade A\* by school type



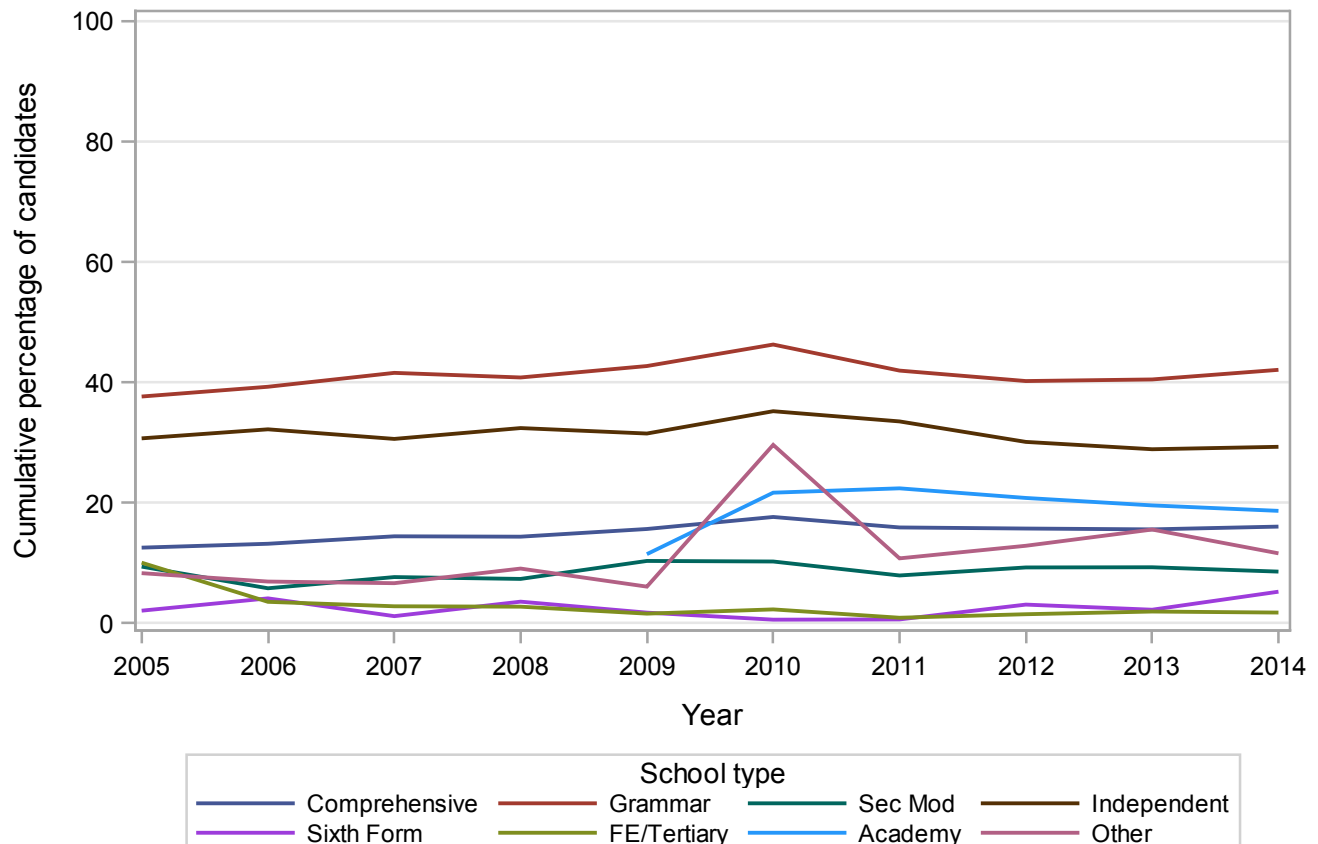
## GCSE BUSINESS STUDIES Grade A by school type 2005-2014 Cumulative Percentages

School type	2005	2006	2007	2008	2009	2010	2011	2012	2013	2014
Comprehensive	12.5	13.2	14.4	14.4	15.6	17.6	15.9	15.7	15.6	16.0
Grammar	37.6	39.3	41.6	40.8	42.7	46.3	42.0	40.2	40.5	42.1
Sec Mod	9.4	5.8	7.7	7.4	10.3	10.2	7.9	9.3	9.3	8.6
Independent	30.7	32.2	30.6	32.4	31.5	35.2	33.5	30.1	28.9	29.3
Sixth Form	2.1	4.1	1.2	3.6	1.8	0.6	0.6	3.1	2.2	5.2
FE/Tertiary	10.0	3.5	2.8	2.7	1.6	2.3	0.9	1.5	1.9	1.8
Academy	.	.	.	.	11.5	21.7	22.4	20.8	19.6	18.7
Other	8.3	6.9	6.6	9.1	6.1	29.6	10.8	12.9	15.6	11.6

### Cumulative Numbers

School type	2005	2006	2007	2008	2009	2010	2011	2012	2013	2014
Comprehensive	8282	9558	10261	10044	10264	10527	6588	6033	6301	7425
Grammar	2614	2620	2911	2872	3054	3092	1901	1754	1710	1935
Sec Mod	933	237	293	285	369	313	216	201	220	238
Independent	1493	1640	1751	1913	1670	1840	1577	1432	1472	1459
Sixth Form	5	8	3	9	5	1	1	5	4	8
FE/Tertiary	61	11	8	8	5	6	2	3	4	4
Academy	.	.	.	.	150	460	3534	4200	5018	5887
Other	30	15	20	72	15	109	38	72	70	45

### Cumulative percentage at Grade A by school type



## GCSE BUSINESS STUDIES Grade B by school type 2005-2014

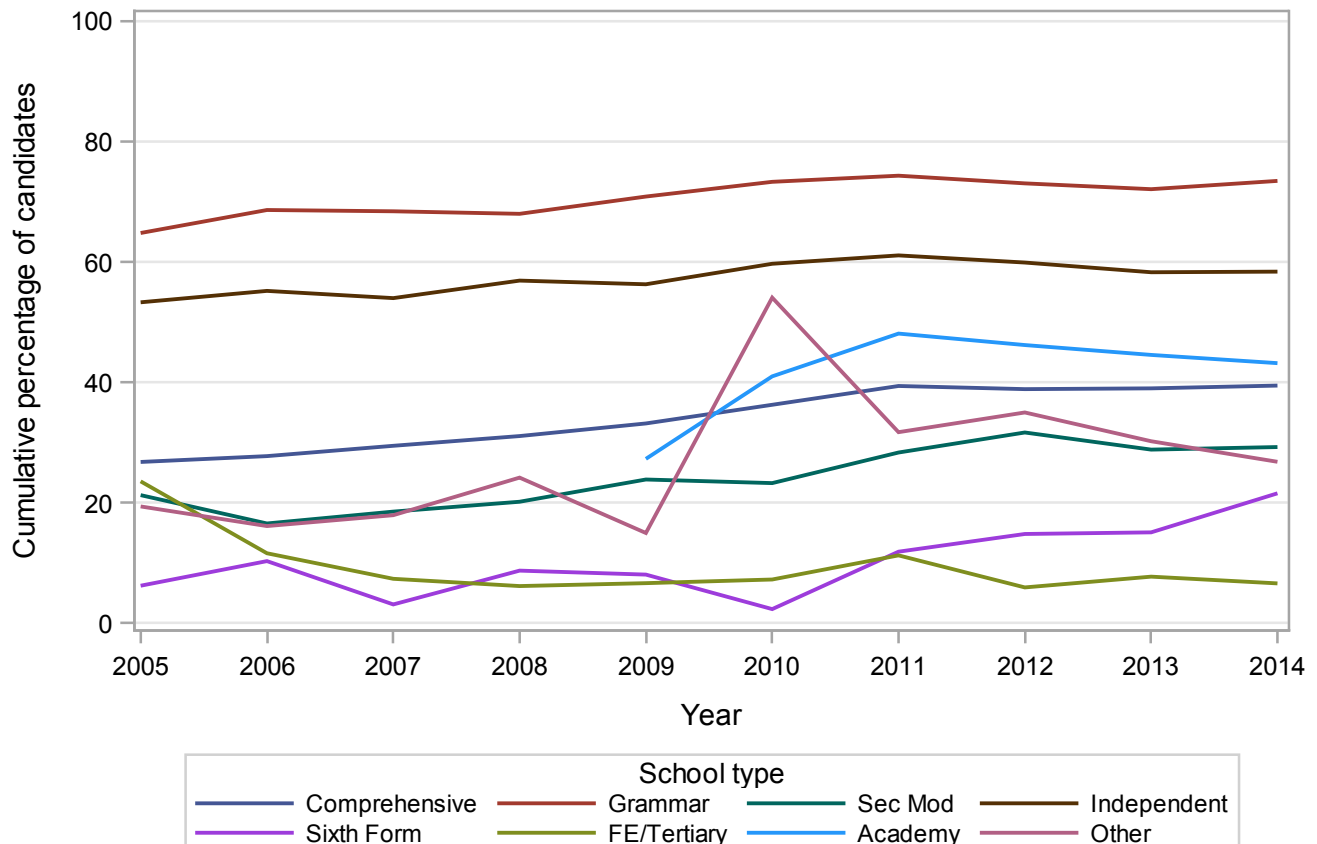
### Cumulative Percentages

School type	2005	2006	2007	2008	2009	2010	2011	2012	2013	2014
Comprehensive	26.8	27.8	29.5	31.1	33.2	36.3	39.4	38.9	39.0	39.5
Grammar	64.8	68.6	68.4	68.0	70.9	73.3	74.3	73.1	72.1	73.5
Sec Mod	21.3	16.6	18.5	20.2	23.9	23.3	28.3	31.7	28.8	29.3
Independent	53.3	55.2	54.0	56.9	56.3	59.7	61.1	59.9	58.3	58.4
Sixth Form	6.2	10.3	3.1	8.7	8.1	2.3	11.9	14.8	15.1	21.6
FE/Tertiary	23.6	11.6	7.4	6.2	6.6	7.3	11.3	5.9	7.7	6.6
Academy	.	.	.	.	27.3	41.0	48.1	46.2	44.6	43.2
Other	19.4	16.1	17.9	24.2	15.0	54.1	31.7	35.0	30.2	26.8

### Cumulative Numbers

School type	2005	2006	2007	2008	2009	2010	2011	2012	2013	2014
Comprehensive	17673	20108	20951	21724	21767	21647	16324	14919	15774	18267
Grammar	4500	4579	4790	4785	5067	4898	3368	3186	3045	3378
Sec Mod	2113	677	709	782	852	711	773	688	683	813
Independent	2592	2811	3089	3359	2984	3120	2875	2849	2970	2908
Sixth Form	15	20	8	22	23	4	19	24	27	33
FE/Tertiary	143	36	21	18	21	19	25	12	16	15
Academy	.	.	.	.	357	870	7589	9329	11428	13628
Other	70	35	54	192	37	199	112	196	136	104

### Cumulative percentage at Grade B by school type



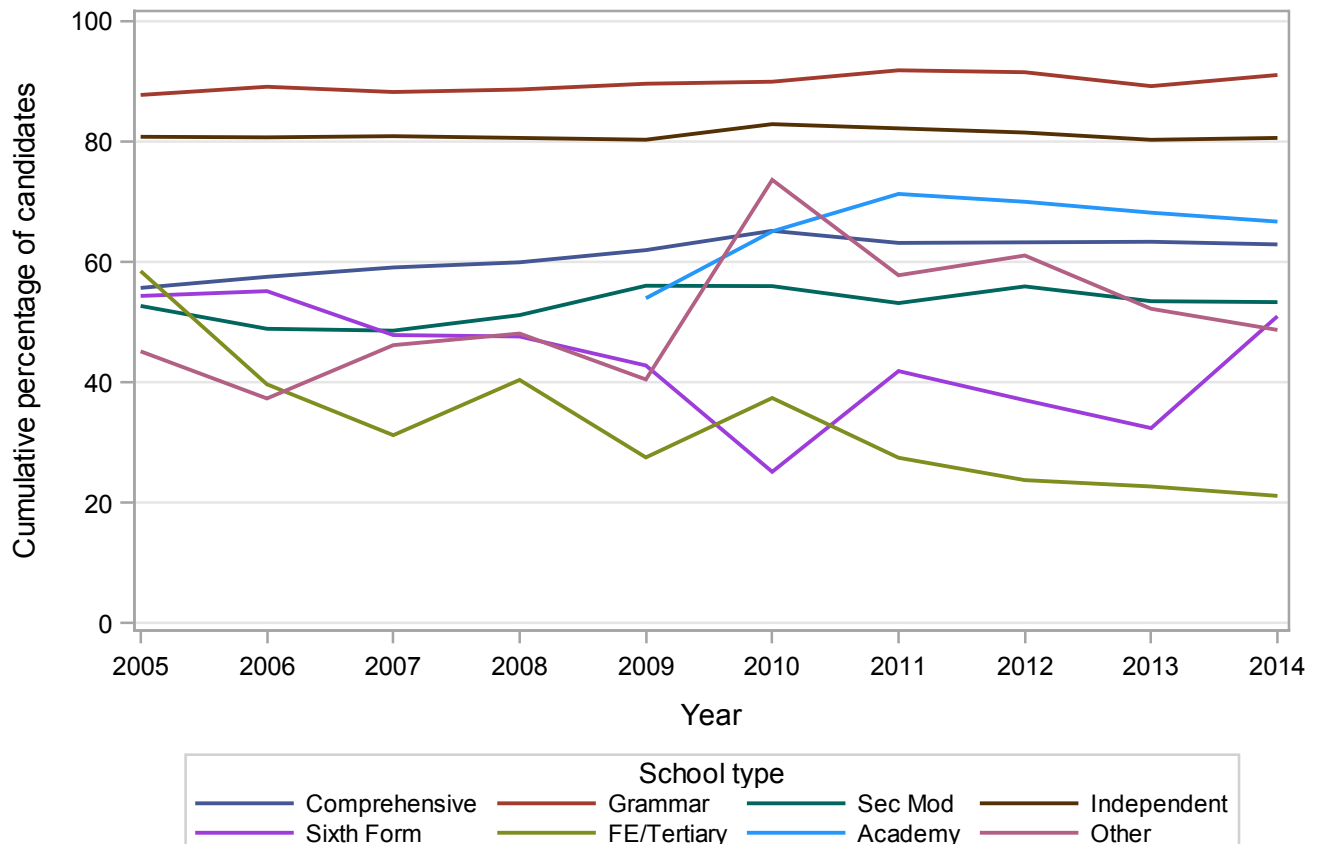
## GCSE BUSINESS STUDIES Grade C by school type 2005-2014 Cumulative Percentages

School type	2005	2006	2007	2008	2009	2010	2011	2012	2013	2014
Comprehensive	55.7	57.5	59.1	59.9	62.0	65.2	63.2	63.3	63.4	62.9
Grammar	87.7	89.1	88.2	88.6	89.6	89.9	91.8	91.5	89.2	91.1
Sec Mod	52.7	48.9	48.6	51.2	56.1	56.0	53.2	55.9	53.5	53.3
Independent	80.8	80.7	80.9	80.6	80.3	82.9	82.2	81.5	80.3	80.6
Sixth Form	54.4	55.2	47.9	47.6	42.8	25.1	41.9	37.0	32.4	51.0
FE/Tertiary	58.5	39.7	31.2	40.4	27.5	37.4	27.5	23.8	22.7	21.1
Academy	.	.	.	.	54.0	65.1	71.3	70.0	68.2	66.7
Other	45.2	37.3	46.2	48.1	40.5	73.6	57.8	61.1	52.2	48.7

### Cumulative Numbers

School type	2005	2006	2007	2008	2009	2010	2011	2012	2013	2014
Comprehensive	36753	41687	42017	41897	40654	38888	26171	24277	25620	29121
Grammar	6092	5945	6177	6238	6407	6009	4161	3991	3768	4187
Sec Mod	5235	1999	1859	1984	2001	1711	1450	1215	1267	1482
Independent	3929	4110	4628	4758	4257	4332	3868	3876	4091	4014
Sixth Form	131	107	123	120	122	43	67	60	58	78
FE/Tertiary	355	123	89	118	87	98	61	48	47	48
Academy	.	.	.	.	706	1381	11249	14135	17488	21048
Other	163	81	139	382	100	271	204	342	235	189

### Cumulative percentage at Grade C by school type



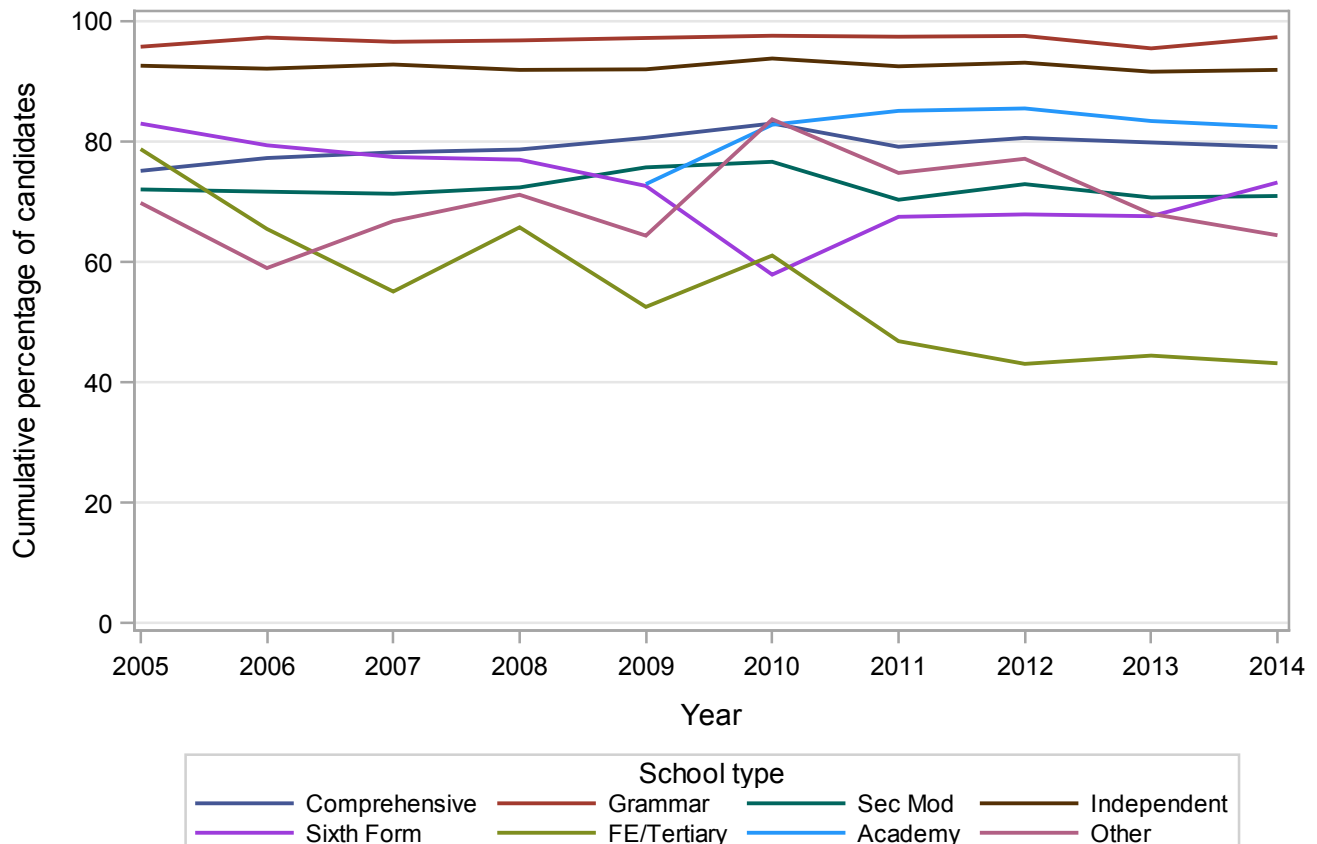
## GCSE BUSINESS STUDIES Grade D by school type 2005-2014 Cumulative Percentages

School type	2005	2006	2007	2008	2009	2010	2011	2012	2013	2014
Comprehensive	75.1	77.3	78.2	78.7	80.6	83.0	79.1	80.6	79.8	79.1
Grammar	95.8	97.3	96.6	96.8	97.2	97.6	97.4	97.5	95.5	97.3
Sec Mod	72.0	71.7	71.3	72.4	75.7	76.6	70.3	72.9	70.7	71.0
Independent	92.6	92.1	92.8	91.9	92.0	93.8	92.5	93.1	91.6	91.9
Sixth Form	83.0	79.4	77.4	77.0	72.6	57.9	67.5	67.9	67.6	73.2
FE/Tertiary	78.7	65.5	55.1	65.8	52.5	61.1	46.8	43.1	44.4	43.2
Academy	.	.	.	.	72.9	82.8	85.1	85.5	83.4	82.4
Other	69.8	59.0	66.8	71.2	64.4	83.7	74.8	77.1	68.0	64.4

## Cumulative Numbers

School type	2005	2006	2007	2008	2009	2010	2011	2012	2013	2014
Comprehensive	49589	55983	55613	54995	52894	49531	32788	30933	32290	36614
Grammar	6648	6490	6761	6812	6950	6519	4414	4254	4033	4476
Sec Mod	7157	2930	2729	2806	2703	2342	1918	1584	1675	1972
Independent	4503	4691	5309	5425	4877	4902	4353	4428	4667	4577
Sixth Form	200	154	199	194	207	99	108	110	121	112
FE/Tertiary	478	203	157	192	166	160	104	87	92	98
Academy	.	.	.	.	954	1757	13426	17265	21392	26004
Other	252	128	201	565	159	308	264	432	306	250

### Cumulative percentage at Grade D by school type

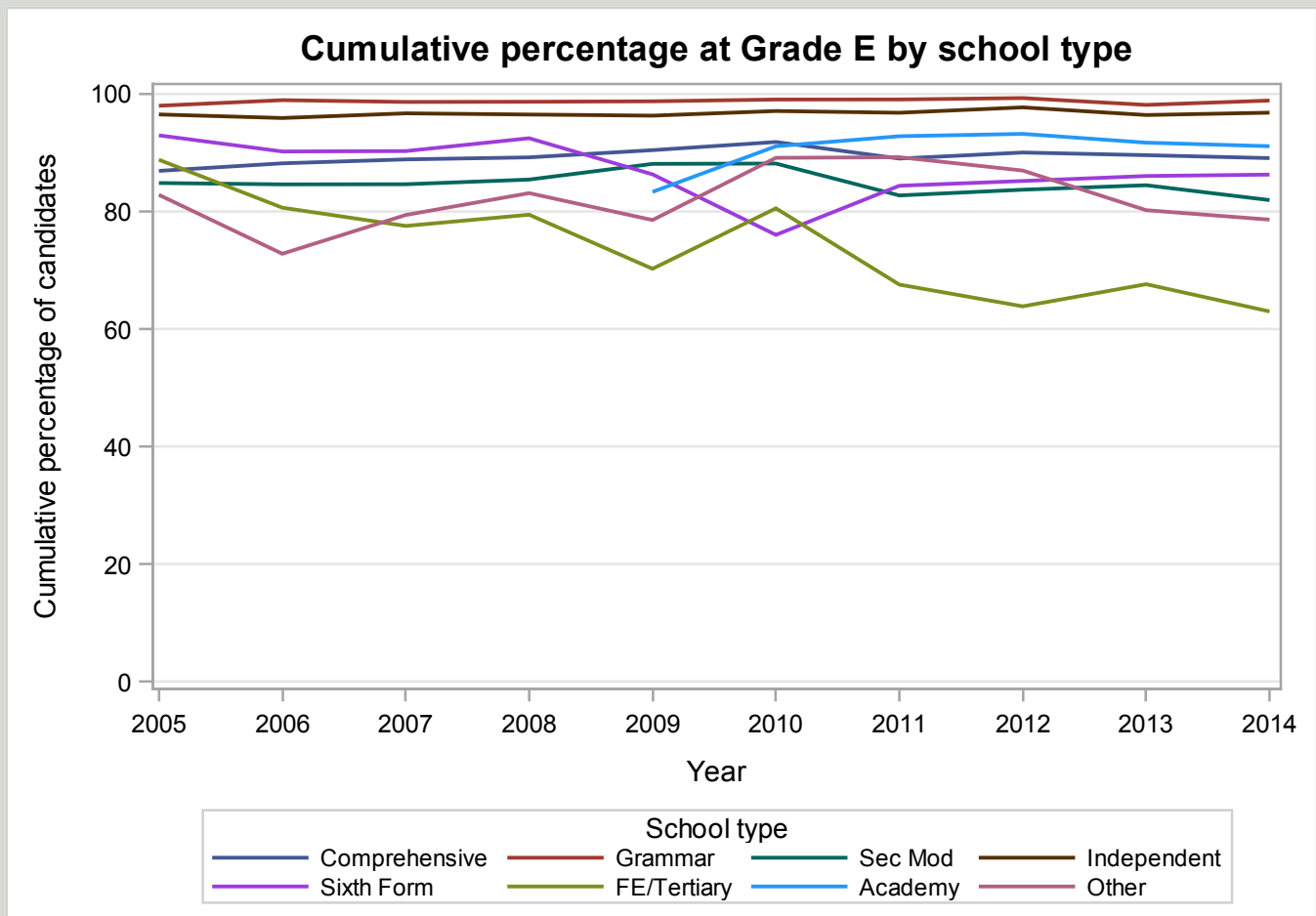


## GCSE BUSINESS STUDIES Grade E by school type 2005-2014 Cumulative Percentages

School type	2005	2006	2007	2008	2009	2010	2011	2012	2013	2014
Comprehensive	86.9	88.2	88.9	89.2	90.4	91.8	89.0	90.0	89.6	89.1
Grammar	98.0	98.9	98.6	98.7	98.7	99.0	99.1	99.3	98.1	98.9
Sec Mod	84.8	84.6	84.6	85.4	88.1	88.2	82.7	83.7	84.5	81.9
Independent	96.5	95.9	96.7	96.5	96.3	97.1	96.8	97.7	96.4	96.8
Sixth Form	92.9	90.2	90.3	92.5	86.3	76.0	84.4	85.2	86.0	86.3
FE/Tertiary	88.8	80.6	77.5	79.5	70.3	80.5	67.6	63.9	67.6	63.0
Academy	.	.	.	.	83.3	91.1	92.8	93.2	91.7	91.1
Other	82.8	72.8	79.4	83.1	78.5	89.1	89.2	87.0	80.2	78.6

### Cumulative Numbers

School type	2005	2006	2007	2008	2009	2010	2011	2012	2013	2014
Comprehensive	57356	63900	63185	62350	59330	54791	36875	34549	36225	41231
Grammar	6803	6601	6905	6943	7060	6617	4488	4330	4145	4546
Sec Mod	8428	3459	3238	3312	3145	2694	2256	1818	2001	2277
Independent	4693	4884	5532	5696	5105	5074	4555	4647	4912	4821
Sixth Form	224	175	232	233	246	130	135	138	154	132
FE/Tertiary	539	250	221	232	222	211	150	129	140	143
Academy	.	.	.	.	1090	1933	14641	18820	23520	28746
Other	299	158	239	660	194	328	315	487	361	305

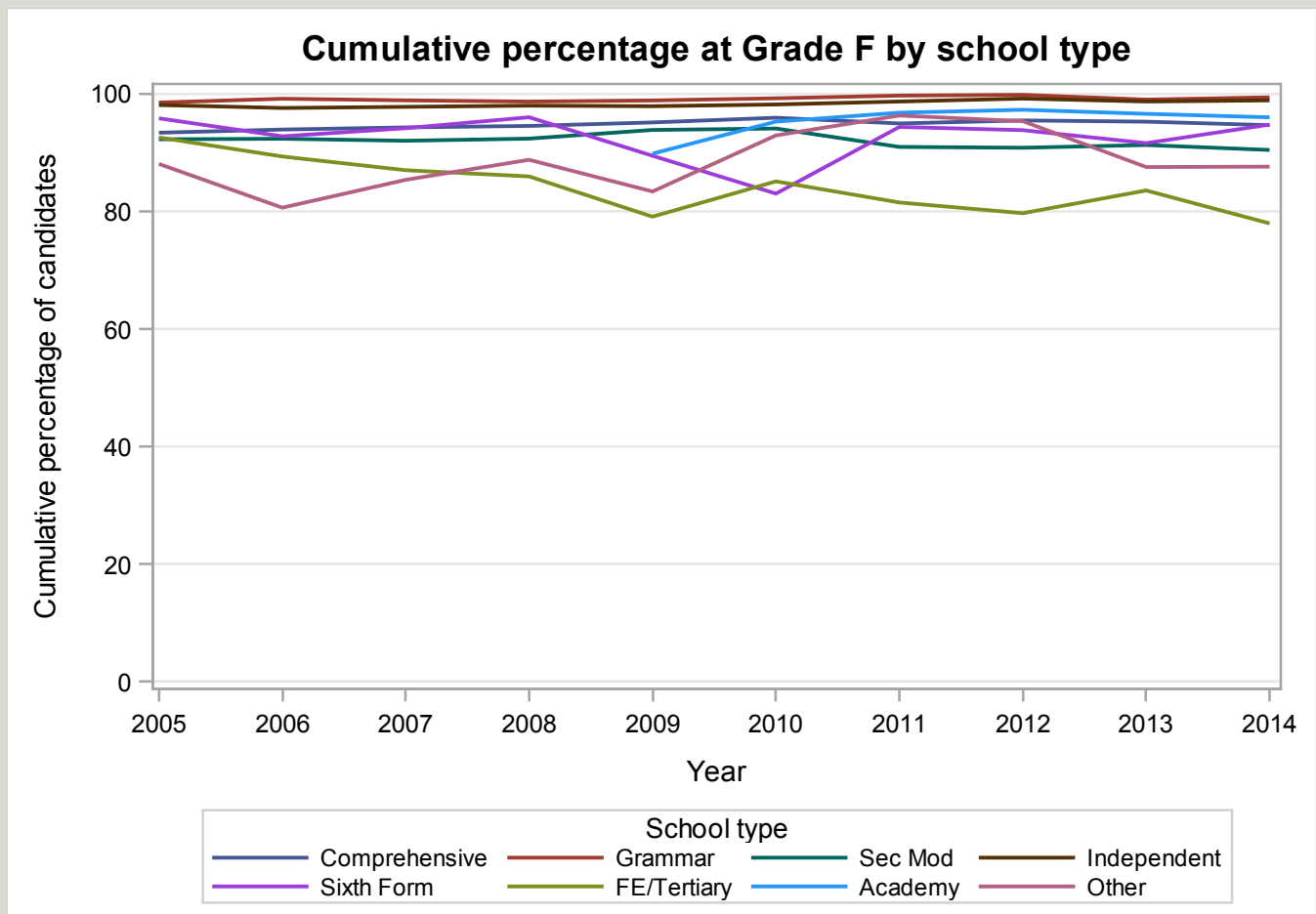


## GCSE BUSINESS STUDIES Grade F by school type 2005-2014 Cumulative Percentages

School type	2005	2006	2007	2008	2009	2010	2011	2012	2013	2014
Comprehensive	93.4	93.9	94.3	94.6	95.1	95.9	95.0	95.5	95.3	94.7
Grammar	98.5	99.2	98.9	98.7	98.9	99.3	99.7	99.8	99.0	99.4
Sec Mod	92.3	92.4	92.0	92.4	93.9	94.1	91.0	90.8	91.3	90.5
Independent	98.1	97.6	97.8	98.0	97.9	98.2	98.7	99.2	98.7	98.9
Sixth Form	95.9	92.8	94.2	96.0	89.5	83.0	94.4	93.8	91.6	94.8
FE/Tertiary	92.6	89.4	87.0	86.0	79.1	85.1	81.5	79.7	83.6	78.0
Academy	.	.	.	.	89.8	95.3	96.8	97.3	96.6	96.0
Other	88.1	80.6	85.4	88.8	83.4	92.9	96.3	95.4	87.6	87.6

### Cumulative Numbers

School type	2005	2006	2007	2008	2009	2010	2011	2012	2013	2014
Comprehensive	61637	68058	67053	66086	62421	57254	39350	36646	38531	43825
Grammar	6841	6617	6924	6945	7070	6631	4518	4354	4183	4571
Sec Mod	9167	3776	3521	3582	3351	2876	2481	1973	2163	2514
Independent	4771	4971	5595	5785	5190	5132	4645	4718	5029	4925
Sixth Form	231	180	242	242	255	142	151	152	164	145
FE/Tertiary	562	277	248	251	250	223	181	161	173	177
Academy	.	.	.	.	1175	2022	15272	19648	24778	30297
Other	318	175	257	705	206	342	340	534	394	340

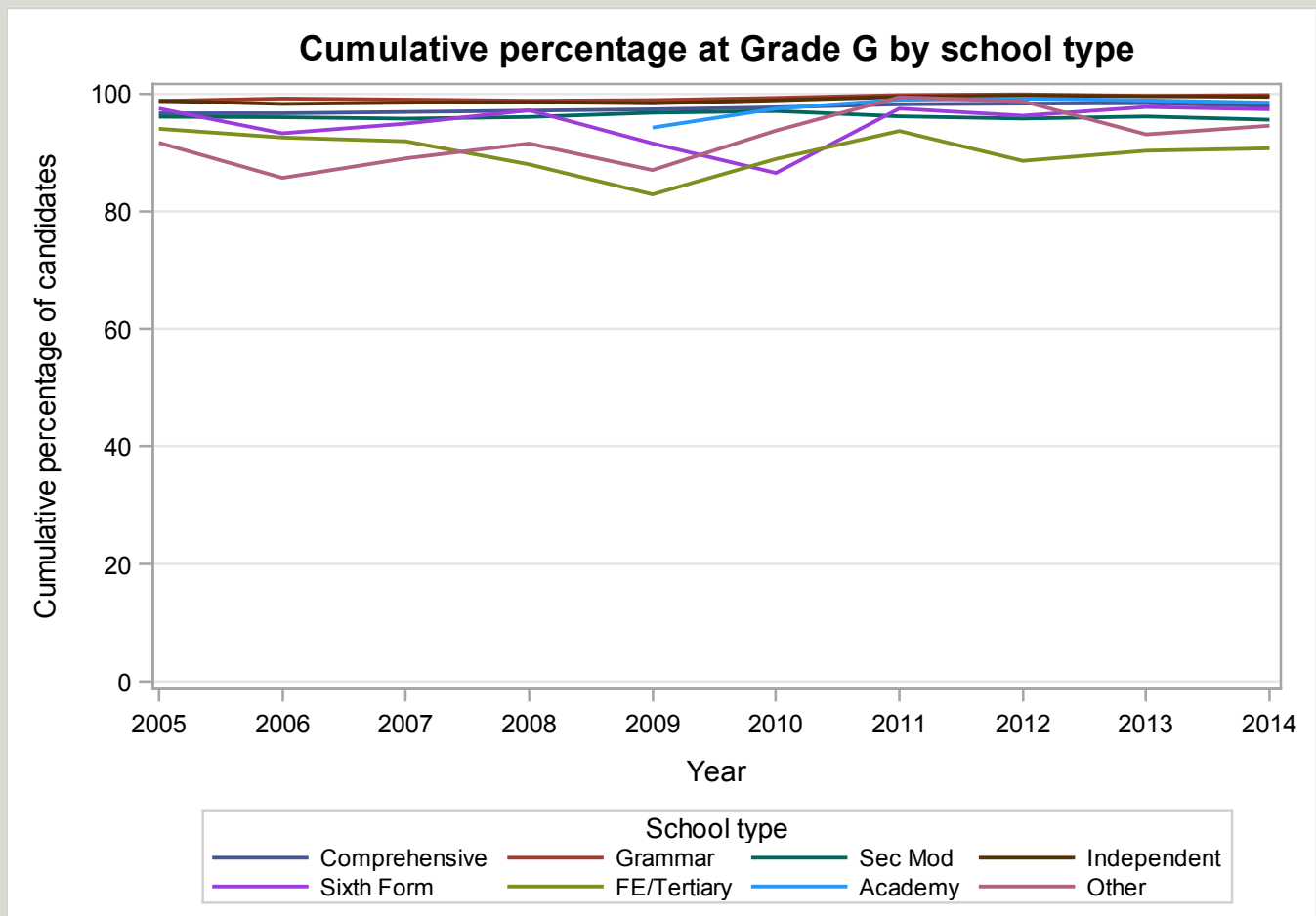


## GCSE BUSINESS STUDIES Grade G by school type 2005-2014 Cumulative Percentages

School type	2005	2006	2007	2008	2009	2010	2011	2012	2013	2014
Comprehensive	96.7	96.7	96.9	97.2	97.4	97.7	98.2	98.3	98.4	98.0
Grammar	98.8	99.2	99.0	98.8	98.9	99.3	99.8	99.9	99.6	99.8
Sec Mod	96.1	96.0	95.8	96.1	96.8	97.1	96.2	95.8	96.2	95.6
Independent	98.8	98.3	98.5	98.6	98.4	98.9	99.5	99.7	99.6	99.5
Sixth Form	97.5	93.3	94.9	97.2	91.6	86.5	97.5	96.3	97.8	97.4
FE/Tertiary	94.1	92.6	91.9	88.0	82.9	88.9	93.7	88.6	90.3	90.7
Academy	.	.	.	.	94.3	97.5	99.0	99.2	98.9	98.5
Other	91.7	85.7	89.0	91.6	87.0	93.8	99.4	98.8	93.1	94.6

### Cumulative Numbers

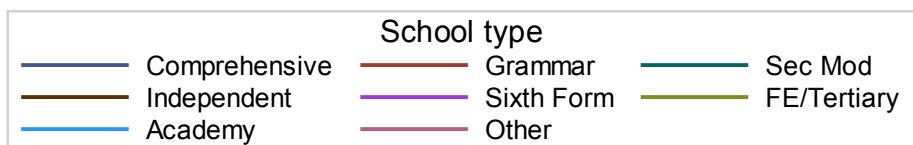
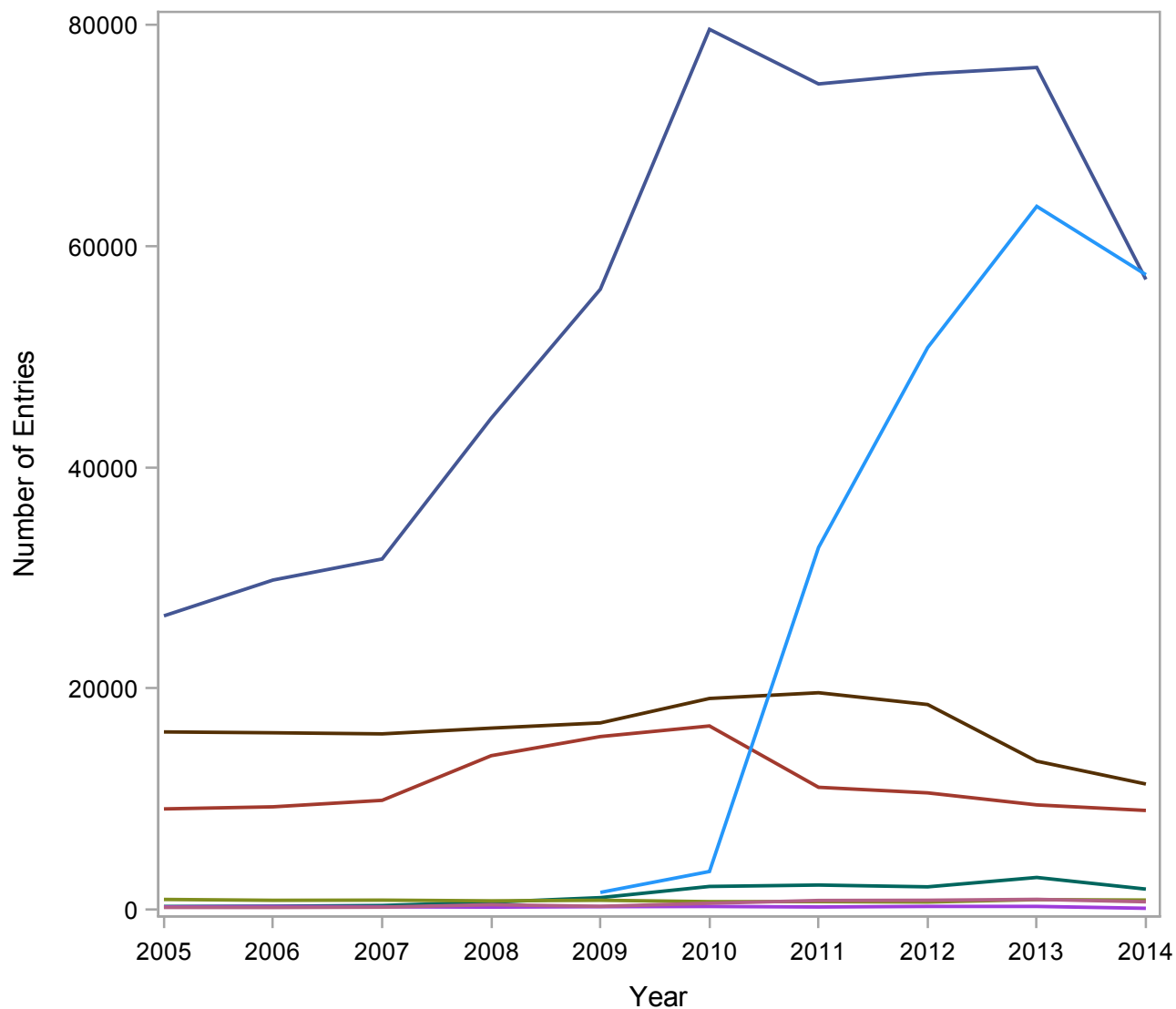
School type	2005	2006	2007	2008	2009	2010	2011	2012	2013	2014
Comprehensive	63818	70072	68921	67906	63886	58304	40702	37741	39799	45340
Grammar	6860	6619	6933	6955	7074	6635	4521	4357	4209	4588
Sec Mod	9548	3926	3665	3725	3456	2967	2623	2081	2278	2657
Independent	4805	5006	5635	5820	5216	5169	4682	4742	5075	4955
Sixth Form	235	181	244	245	261	148	156	156	175	149
FE/Tertiary	571	287	262	257	262	233	208	179	187	206
Academy	.	.	.	.	1233	2069	15619	20031	25365	31082
Other	331	186	268	727	215	345	351	553	419	367





## Numbers of GCSE entries in CHEMISTRY by school type 2005-2014

School type	2005	2006	2007	2008	2009	2010	2011	2012	2013	2014
Comprehensive	26563	29801	31705	44432	56090	79584	74646	75574	76135	56976
Grammar	9112	9300	9888	13924	15651	16612	11066	10560	9474	8971
Sec Mod	292	318	379	678	1091	2104	2231	2068	2915	1864
Independent	16071	15994	15895	16415	16887	19096	19615	18546	13426	11362
Sixth Form	252	288	261	235	274	294	245	299	298	128
FE/Tertiary	929	849	865	802	855	728	732	693	911	871
Academy	.	.	.	.	1563	3456	32750	50818	63582	57403
Other	208	201	233	455	306	581	835	853	935	718



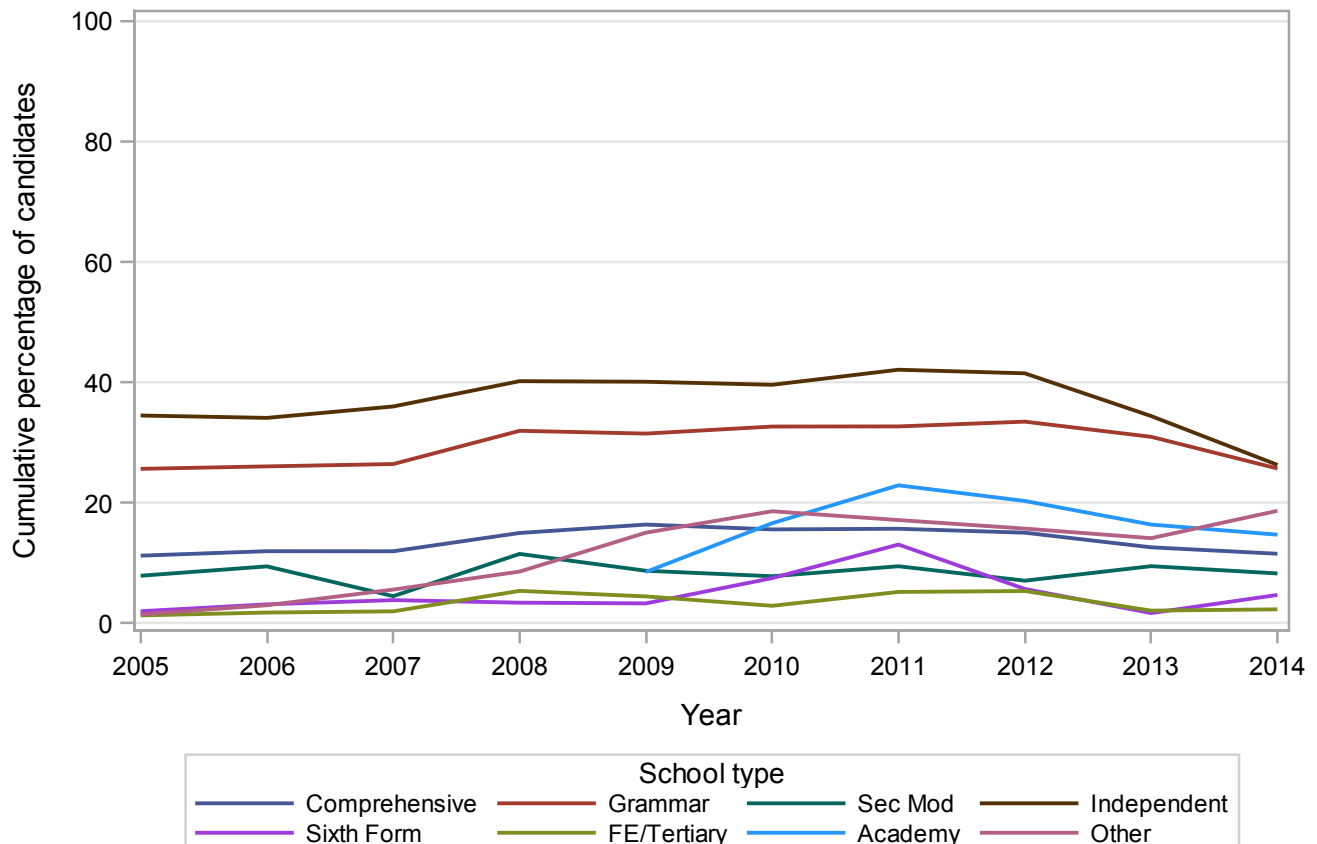
## GCSE CHEMISTRY Grade A\* by school type 2005-2014 Cumulative Percentages

School type	2005	2006	2007	2008	2009	2010	2011	2012	2013	2014
Comprehensive	11.2	12.0	11.9	15.0	16.4	15.6	15.7	15.0	12.6	11.5
Grammar	25.6	26.0	26.4	32.0	31.5	32.7	32.7	33.5	31.0	25.7
Sec Mod	7.9	9.4	4.5	11.5	8.7	7.8	9.5	7.1	9.5	8.3
Independent	34.5	34.1	36.0	40.2	40.1	39.6	42.1	41.5	34.4	26.3
Sixth Form	2.0	3.1	3.8	3.4	3.3	7.5	13.1	5.7	1.7	4.7
FE/Tertiary	1.3	1.8	2.0	5.4	4.4	2.9	5.2	5.3	2.1	2.3
Academy	.	.	.	.	8.5	16.6	22.9	20.3	16.4	14.7
Other	1.4	3.0	5.6	8.6	15.0	18.6	17.1	15.7	14.1	18.7

### Cumulative Numbers

School type	2005	2006	2007	2008	2009	2010	2011	2012	2013	2014
Comprehensive	2979	3564	3787	6658	9188	12398	11708	11357	9594	6572
Grammar	2336	2422	2614	4449	4929	5426	3617	3535	2933	2305
Sec Mod	23	30	17	78	95	164	211	146	276	154
Independent	5544	5454	5722	6599	6772	7562	8258	7697	4619	2988
Sixth Form	5	9	10	8	9	22	32	17	5	6
FE/Tertiary	12	15	17	43	38	21	38	37	19	20
Academy	.	.	.	.	133	574	7500	10316	10416	8435
Other	3	6	13	39	46	108	143	134	132	134

### Cumulative percentage at Grade A\* by school type



## GCSE CHEMISTRY Grade A by school type 2005-2014

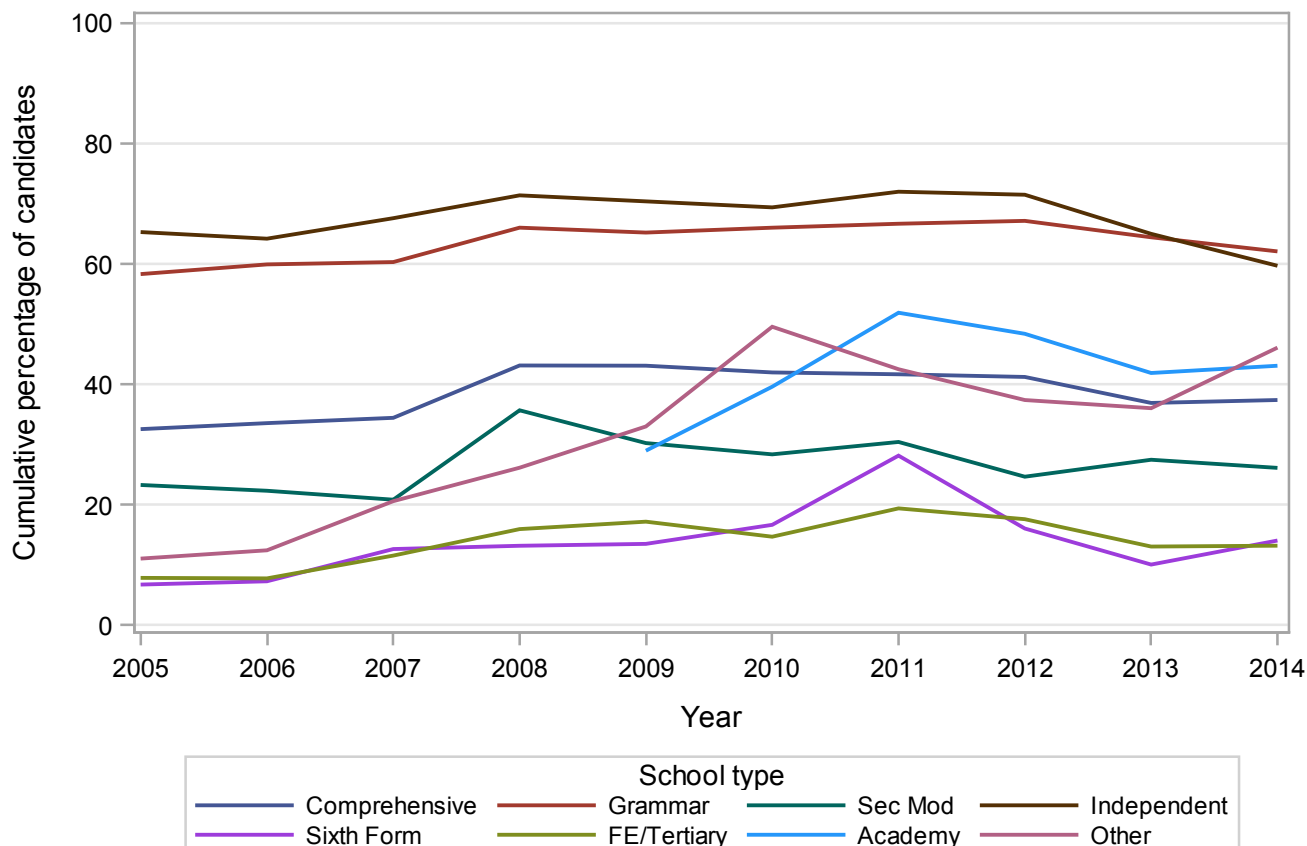
### Cumulative Percentages

School type	2005	2006	2007	2008	2009	2010	2011	2012	2013	2014
Comprehensive	32.6	33.6	34.4	43.1	43.1	42.0	41.7	41.2	36.9	37.4
Grammar	58.3	59.9	60.3	66.0	65.2	66.0	66.7	67.2	64.4	62.1
Sec Mod	23.3	22.3	20.8	35.7	30.2	28.4	30.4	24.7	27.5	26.1
Independent	65.3	64.2	67.6	71.4	70.4	69.4	72.0	71.5	65.0	59.7
Sixth Form	6.7	7.3	12.6	13.2	13.5	16.7	28.2	16.1	10.1	14.1
FE/Tertiary	7.9	7.8	11.6	16.0	17.2	14.7	19.4	17.6	13.1	13.2
Academy	.	.	.	.	29.0	39.6	51.9	48.4	41.9	43.1
Other	11.1	12.4	20.6	26.2	33.0	49.6	42.5	37.4	36.0	46.1

### Cumulative Numbers

School type	2005	2006	2007	2008	2009	2010	2011	2012	2013	2014
Comprehensive	8650	10001	10920	19166	24176	33411	31111	31162	28104	21309
Grammar	5314	5573	5964	9194	10207	10968	7379	7092	6104	5570
Sec Mod	68	71	79	242	330	597	679	510	801	487
Independent	10494	10268	10745	11720	11888	13253	14123	13260	8727	6783
Sixth Form	17	21	33	31	37	49	69	48	30	18
FE/Tertiary	73	66	100	128	147	107	142	122	119	115
Academy	.	.	.	.	453	1369	16997	24596	26633	24737
Other	23	25	48	119	101	288	355	319	337	331

### Cumulative percentage at Grade A by school type



## GCSE CHEMISTRY Grade B by school type 2005-2014

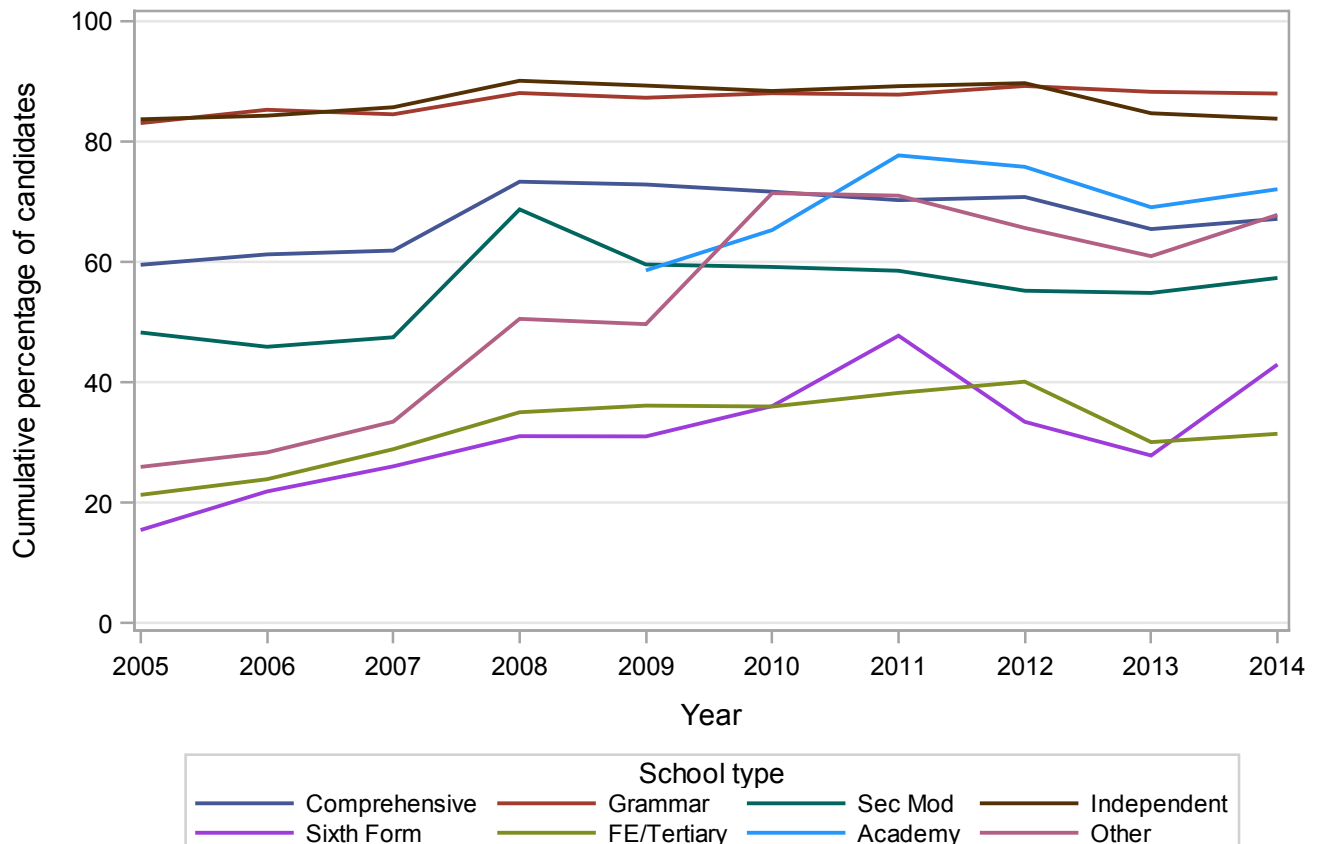
### Cumulative Percentages

School type	2005	2006	2007	2008	2009	2010	2011	2012	2013	2014
Comprehensive	59.5	61.3	61.9	73.3	72.9	71.7	70.3	70.8	65.5	67.2
Grammar	83.1	85.3	84.5	88.1	87.3	88.0	87.8	89.2	88.3	88.0
Sec Mod	48.3	45.9	47.5	68.7	59.6	59.2	58.5	55.2	54.9	57.3
Independent	83.7	84.3	85.7	90.1	89.3	88.4	89.2	89.7	84.7	83.8
Sixth Form	15.5	21.9	26.1	31.1	31.0	36.1	47.8	33.4	27.9	43.0
FE/Tertiary	21.3	23.9	28.9	35.0	36.1	36.0	38.3	40.1	30.1	31.5
Academy	.	.	.	.	58.6	65.3	77.7	75.8	69.1	72.1
Other	26.0	28.4	33.5	50.5	49.7	71.4	71.0	65.7	61.0	67.8

### Cumulative Numbers

School type	2005	2006	2007	2008	2009	2010	2011	2012	2013	2014
Comprehensive	15812	18256	19623	32584	40869	57038	52454	53501	49840	38264
Grammar	7569	7931	8358	12262	13660	14624	9715	9423	8362	7892
Sec Mod	141	146	180	466	650	1245	1306	1142	1599	1069
Independent	13451	13483	13622	14790	15080	16881	17497	16636	11372	9521
Sixth Form	39	63	68	73	85	106	117	100	83	55
FE/Tertiary	198	203	250	281	309	262	280	278	274	274
Academy	.	.	.	.	916	2257	25447	38520	43925	41379
Other	54	57	78	230	152	415	593	560	570	487

### Cumulative percentage at Grade B by school type



## GCSE CHEMISTRY Grade C by school type 2005-2014

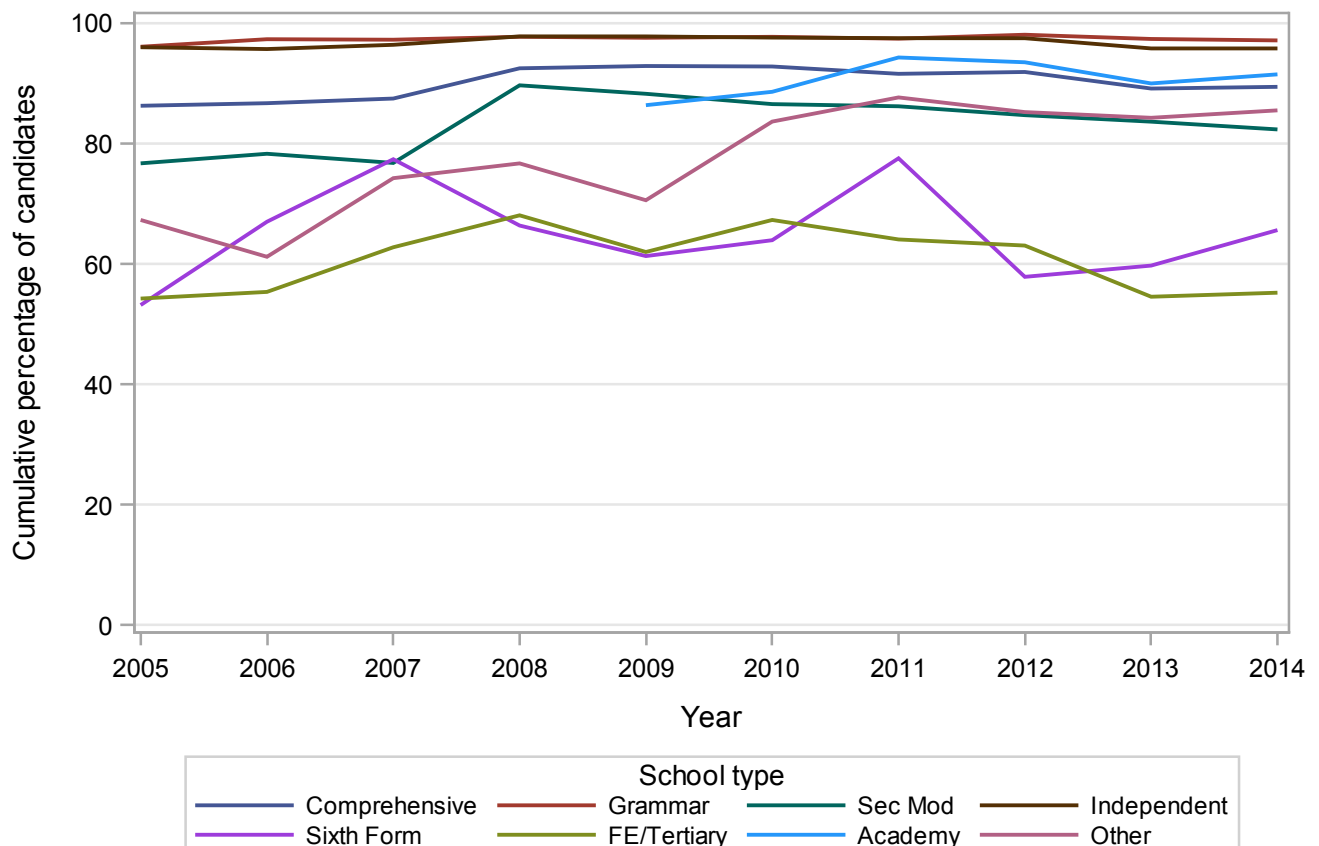
### Cumulative Percentages

School type	2005	2006	2007	2008	2009	2010	2011	2012	2013	2014
Comprehensive	86.3	86.7	87.5	92.5	92.9	92.8	91.6	91.9	89.1	89.4
Grammar	96.1	97.3	97.2	97.7	97.6	97.7	97.4	98.1	97.4	97.1
Sec Mod	76.7	78.3	76.8	89.7	88.3	86.5	86.2	84.7	83.6	82.3
Independent	96.0	95.7	96.4	97.8	97.8	97.6	97.5	97.5	95.8	95.8
Sixth Form	53.2	67.0	77.4	66.4	61.3	63.9	77.6	57.9	59.7	65.6
FE/Tertiary	54.3	55.4	62.8	68.1	62.0	67.3	64.1	63.1	54.6	55.2
Academy	.	.	.	.	86.4	88.6	94.3	93.5	90.0	91.5
Other	67.3	61.2	74.2	76.7	70.6	83.6	87.7	85.2	84.3	85.5

### Cumulative Numbers

School type	2005	2006	2007	2008	2009	2010	2011	2012	2013	2014
Comprehensive	22918	25839	27735	41100	52097	73854	68364	69443	67865	50950
Grammar	8755	9052	9616	13609	15270	16235	10781	10357	9225	8714
Sec Mod	224	249	291	608	963	1821	1923	1752	2438	1535
Independent	15428	15306	15323	16054	16515	18638	19125	18082	12862	10885
Sixth Form	134	193	202	156	168	188	190	173	178	84
FE/Tertiary	504	470	543	546	530	490	469	437	497	481
Academy	.	.	.	.	1350	3062	30883	47515	57214	52520
Other	140	123	173	349	216	486	732	727	788	614

### Cumulative percentage at Grade C by school type

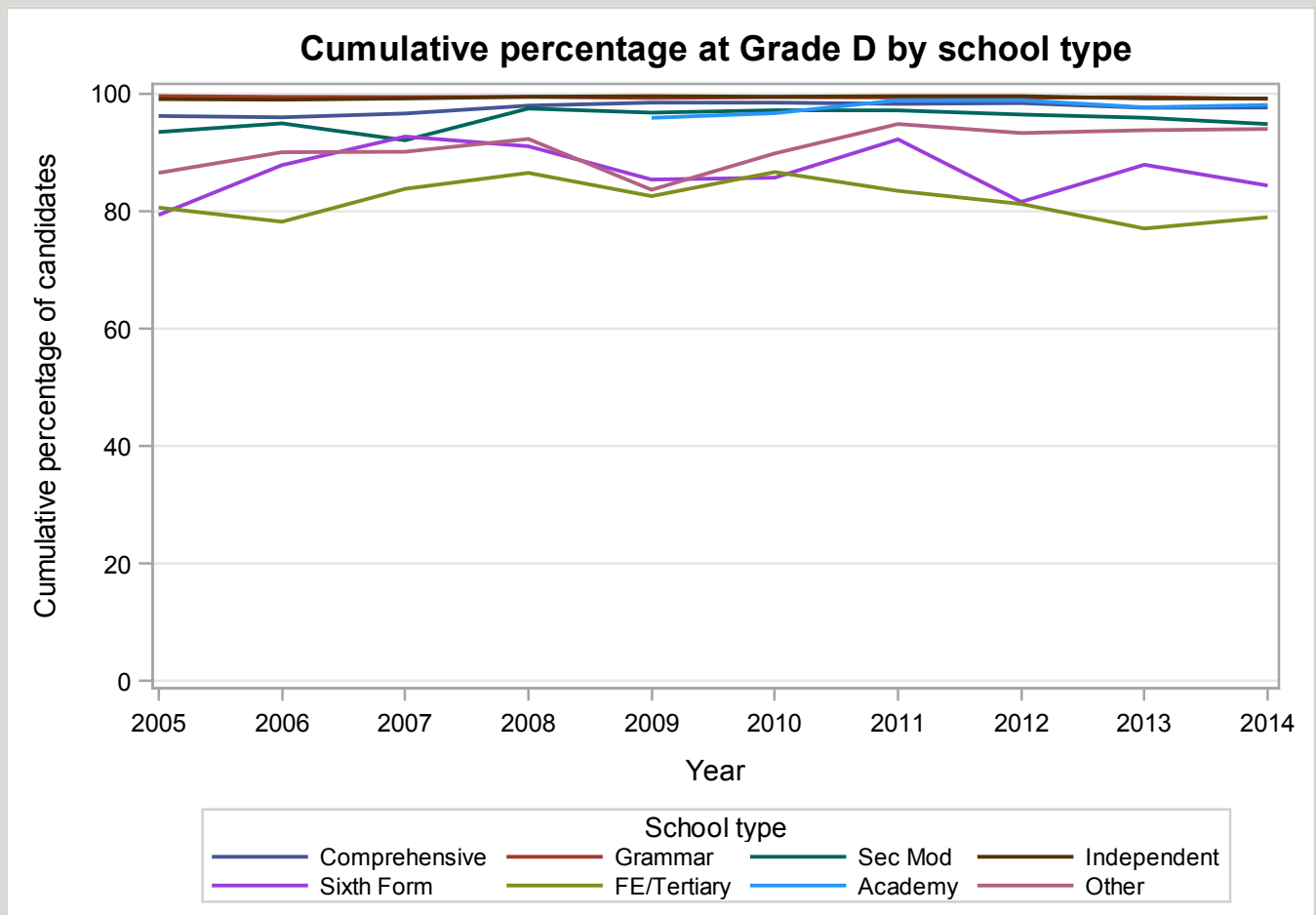


## GCSE CHEMISTRY Grade D by school type 2005-2014 Cumulative Percentages

School type	2005	2006	2007	2008	2009	2010	2011	2012	2013	2014
Comprehensive	96.2	96.0	96.6	98.0	98.5	98.5	98.3	98.4	97.6	97.7
Grammar	99.6	99.5	99.5	99.5	99.3	99.4	99.4	99.3	99.4	99.1
Sec Mod	93.5	95.0	92.1	97.5	96.8	97.2	97.2	96.5	95.9	94.8
Independent	99.1	99.0	99.2	99.5	99.6	99.5	99.6	99.6	99.2	99.2
Sixth Form	79.4	87.8	92.7	91.1	85.4	85.7	92.2	81.6	87.9	84.4
FE/Tertiary	80.6	78.2	83.8	86.5	82.6	86.7	83.5	81.2	77.1	79.0
Academy	.	.	.	.	95.9	96.7	98.9	98.9	97.7	98.1
Other	86.5	90.0	90.1	92.3	83.7	89.8	94.9	93.3	93.8	94.0

### Cumulative Numbers

School type	2005	2006	2007	2008	2009	2010	2011	2012	2013	2014
Comprehensive	25559	28607	30642	43536	55248	78390	73365	74375	74327	55642
Grammar	9076	9251	9834	13851	15539	16517	10997	10487	9421	8894
Sec Mod	273	302	349	661	1056	2045	2168	1995	2796	1768
Independent	15926	15834	15768	16333	16819	19001	19537	18472	13319	11271
Sixth Form	200	253	242	214	234	252	226	244	262	108
FE/Tertiary	749	664	725	694	706	631	611	563	702	688
Academy	.	.	.	.	1499	3342	32390	50259	62118	56312
Other	180	181	210	420	256	522	792	796	877	675



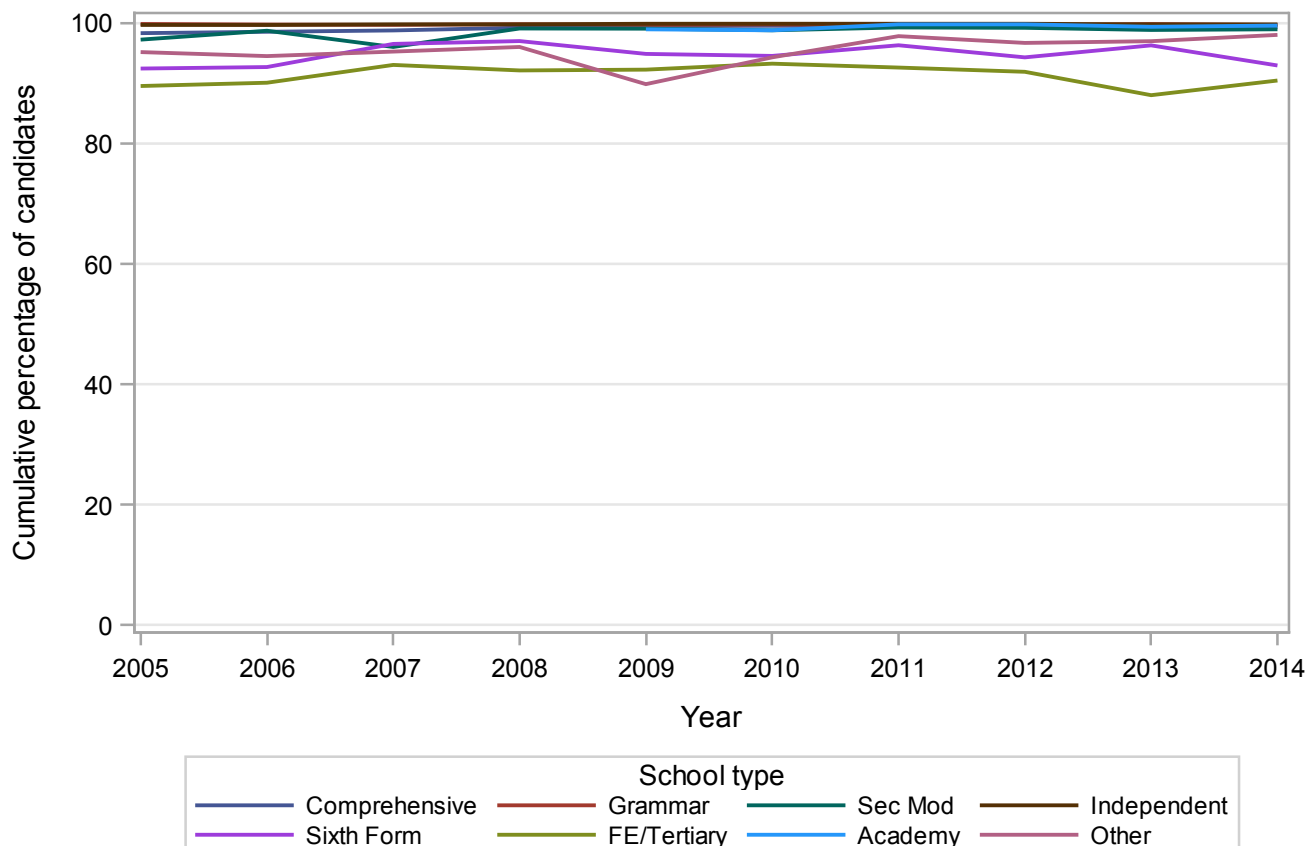
## GCSE CHEMISTRY Grade E by school type 2005-2014 Cumulative Percentages

School type	2005	2006	2007	2008	2009	2010	2011	2012	2013	2014
Comprehensive	98.3	98.6	98.8	99.2	99.5	99.6	99.5	99.6	99.4	99.3
Grammar	99.9	99.8	99.7	99.8	99.7	99.8	99.7	99.6	99.9	99.7
Sec Mod	97.3	98.7	96.0	99.1	99.1	98.8	99.3	99.2	98.9	99.0
Independent	99.7	99.7	99.8	99.8	99.9	99.9	99.9	99.9	99.8	99.8
Sixth Form	92.5	92.7	96.6	97.0	94.9	94.6	96.3	94.3	96.3	93.0
FE/Tertiary	89.6	90.1	93.1	92.1	92.3	93.3	92.6	91.9	88.0	90.5
Academy	.	.	.	.	99.0	98.8	99.8	99.8	99.4	99.6
Other	95.2	94.5	95.3	96.0	89.9	94.3	97.8	96.7	97.0	98.1

### Cumulative Numbers

School type	2005	2006	2007	2008	2009	2010	2011	2012	2013	2014
Comprehensive	26122	29375	31322	44097	55821	79233	74273	75272	75678	56597
Grammar	9100	9279	9860	13899	15607	16577	11033	10523	9460	8944
Sec Mod	284	314	364	672	1081	2079	2215	2052	2882	1845
Independent	16023	15946	15863	16382	16870	19077	19595	18527	13399	11339
Sixth Form	233	267	252	228	260	278	236	282	287	119
FE/Tertiary	832	765	805	739	789	679	678	637	802	788
Academy	.	.	.	.	1547	3415	32685	50716	63200	57174
Other	198	190	222	437	275	548	817	825	907	704

### Cumulative percentage at Grade E by school type



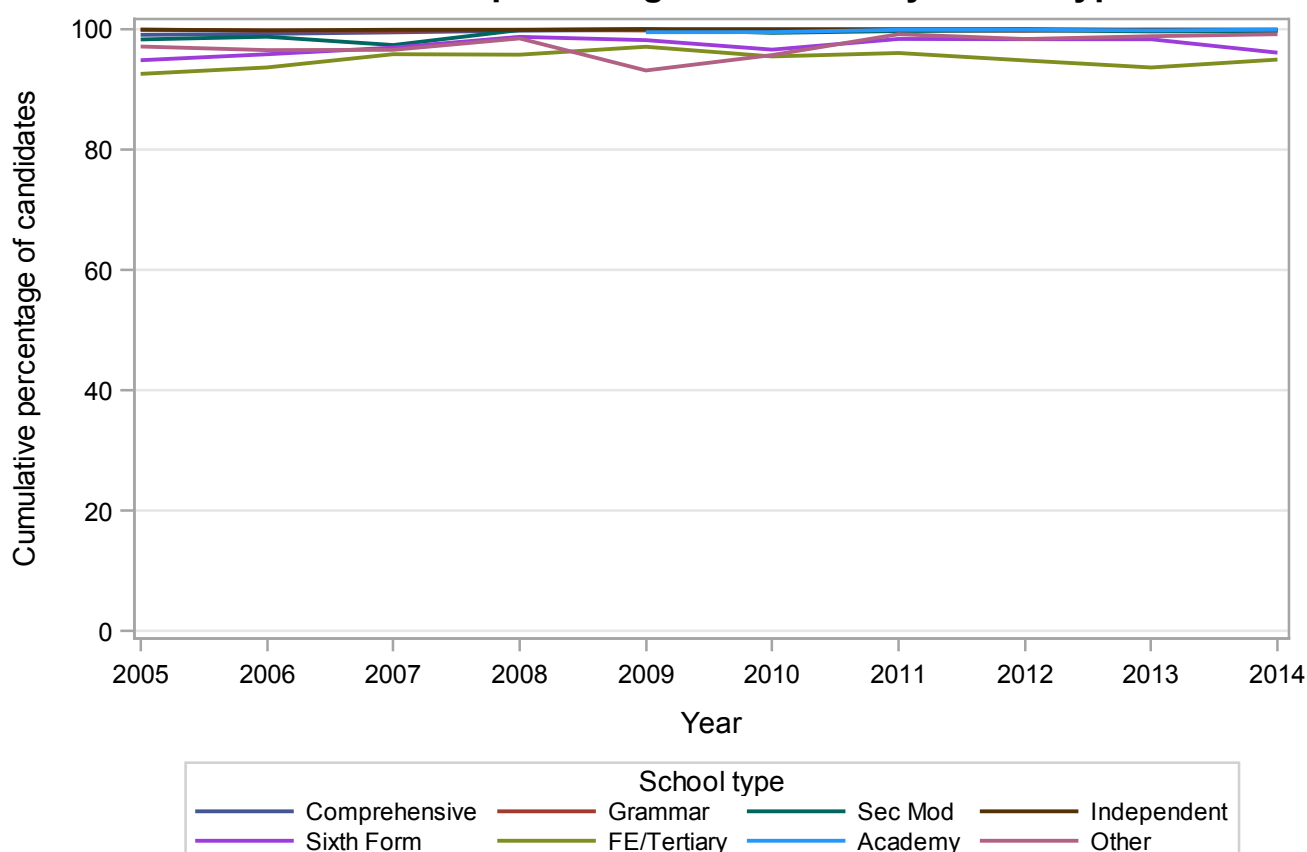
## GCSE CHEMISTRY Grade F by school type 2005-2014 Cumulative Percentages

School type	2005	2006	2007	2008	2009	2010	2011	2012	2013	2014
Comprehensive	99.1	99.2	99.5	99.7	99.9	99.9	99.8	99.9	99.8	99.7
Grammar	99.9	99.8	99.7	99.9	99.8	99.8	99.8	99.7	99.9	99.9
Sec Mod	98.3	98.7	97.4	99.9	100.0	99.4	99.7	99.8	99.6	99.7
Independent	99.9	99.8	99.9	99.9	100.0	100.0	100.0	100.0	99.9	99.9
Sixth Form	94.8	95.8	96.9	98.7	98.2	96.6	98.4	98.3	98.3	96.1
FE/Tertiary	92.6	93.6	95.8	95.8	97.1	95.5	96.0	94.8	93.6	94.9
Academy	.	.	.	.	99.5	99.5	99.9	99.9	99.8	99.9
Other	97.1	96.5	96.6	98.5	93.1	95.7	99.2	98.4	98.8	99.2

### Cumulative Numbers

School type	2005	2006	2007	2008	2009	2010	2011	2012	2013	2014
Comprehensive	26314	29569	31535	44319	56022	79488	74497	75498	75973	56818
Grammar	9106	9279	9860	13907	15616	16586	11045	10531	9467	8964
Sec Mod	287	314	369	677	1091	2091	2224	2064	2904	1858
Independent	16055	15962	15879	16399	16887	19096	19615	18546	13413	11351
Sixth Form	239	276	253	232	269	284	241	294	293	123
FE/Tertiary	860	795	829	768	830	695	703	657	853	827
Academy	.	.	.	.	1555	3439	32717	50767	63455	57346
Other	202	194	225	448	285	556	828	839	924	712

### Cumulative percentage at Grade F by school type





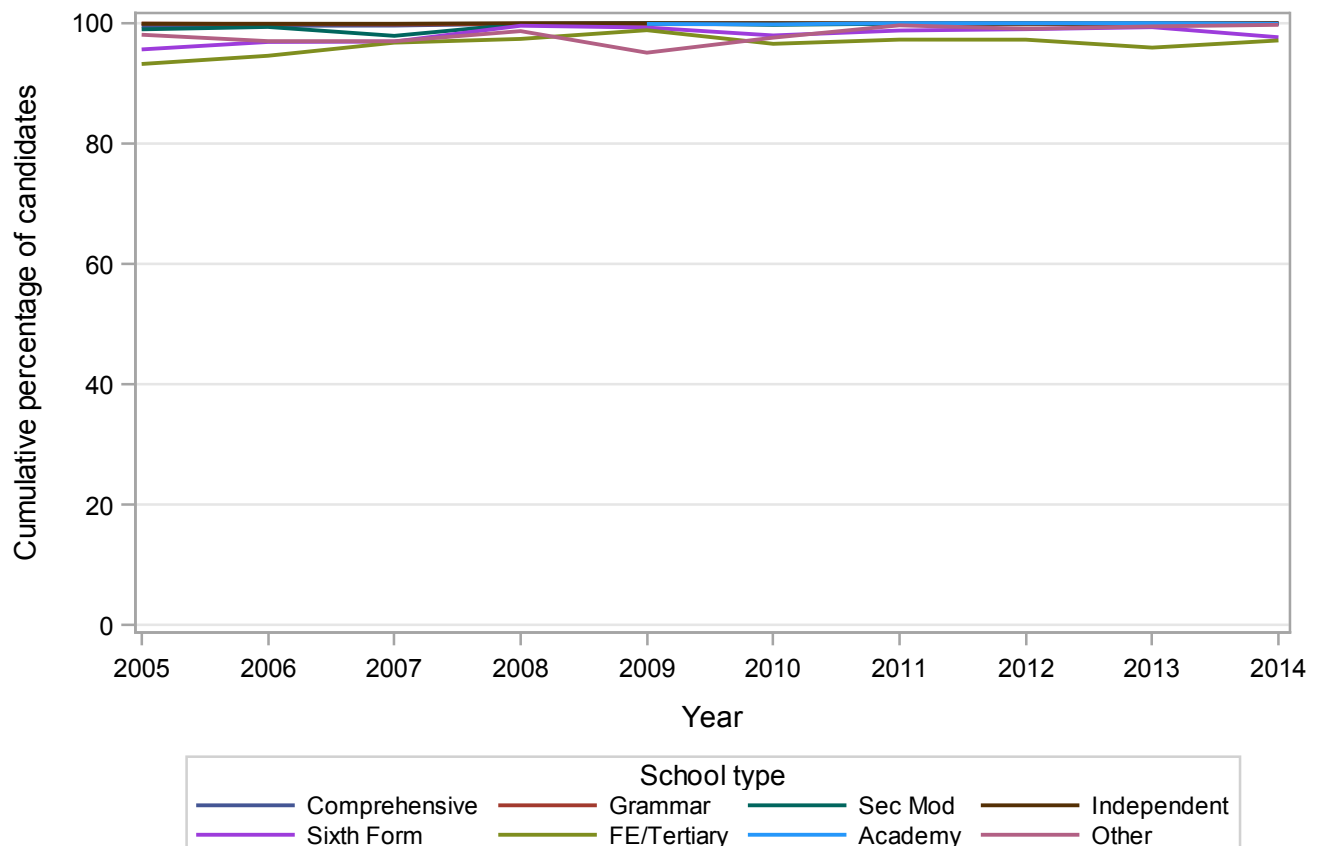
## GCSE CHEMISTRY Grade G by school type 2005-2014 Cumulative Percentages

School type	2005	2006	2007	2008	2009	2010	2011	2012	2013	2014
Comprehensive	99.5	99.6	99.6	99.9	100.0	100.0	99.9	99.9	99.9	99.9
Grammar	99.9	99.8	99.8	99.9	99.8	99.8	99.9	99.8	100.0	100.0
Sec Mod	99.0	99.4	97.9	99.9	100.0	99.7	99.9	100.0	100.0	99.9
Independent	99.9	99.9	99.9	100.0	100.0	100.0	100.0	100.0	99.9	100.0
Sixth Form	95.6	96.9	96.9	99.6	99.3	98.0	98.8	99.0	99.3	97.7
FE/Tertiary	93.2	94.6	96.8	97.4	98.8	96.6	97.3	97.3	95.9	97.1
Academy	.	.	.	.	99.9	99.8	100.0	100.0	100.0	99.9
Other	98.1	97.0	97.0	98.7	95.1	97.6	99.6	99.1	99.5	99.7

### Cumulative Numbers

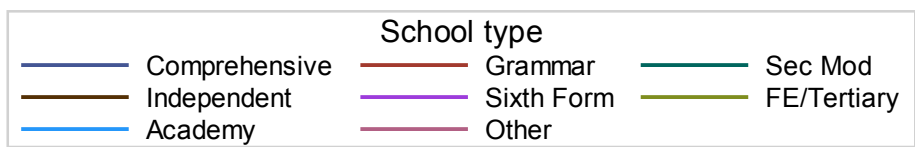
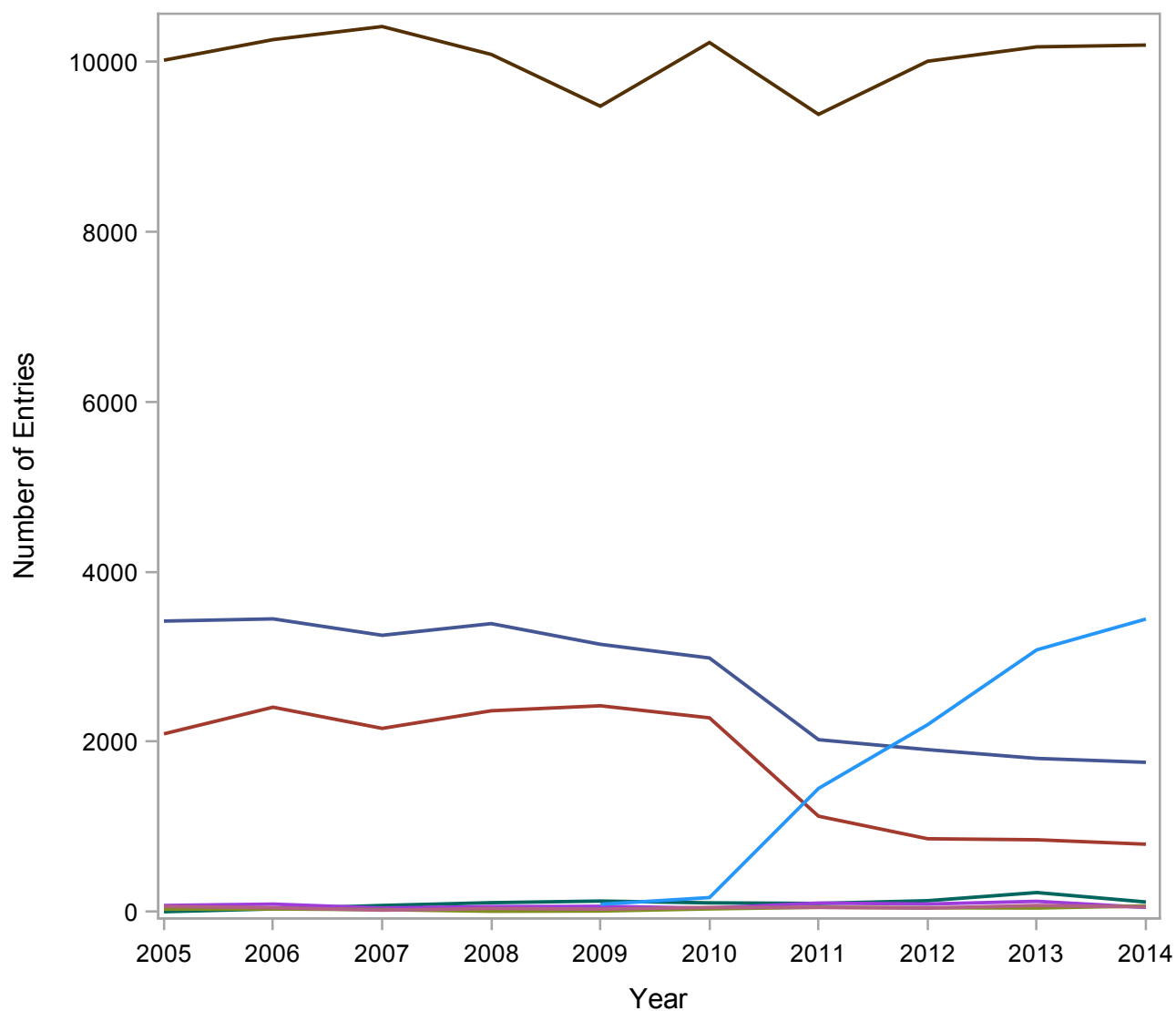
School type	2005	2006	2007	2008	2009	2010	2011	2012	2013	2014
Comprehensive	26434	29673	31578	44387	56079	79568	74571	75508	76058	56926
Grammar	9106	9285	9866	13907	15624	16586	11052	10538	9474	8971
Sec Mod	289	316	371	677	1091	2098	2229	2067	2914	1862
Independent	16055	15978	15879	16415	16887	19096	19615	18546	13413	11362
Sixth Form	241	279	253	234	272	288	242	296	296	125
FE/Tertiary	866	803	837	781	845	703	712	674	874	846
Academy	.	.	.	.	1561	3449	32750	50818	63582	57346
Other	204	195	226	449	291	567	832	845	930	716

### Cumulative percentage at Grade G by school type



## Numbers of GCSE entries in CLASSICAL SUBJECTS by school type 2005-2014

School type	2005	2006	2007	2008	2009	2010	2011	2012	2013	2014
Comprehensive	3418	3444	3251	3388	3145	2984	2023	1906	1803	1757
Grammar	2092	2405	2156	2363	2422	2280	1123	858	846	794
Sec Mod	0	33	73	106	125	104	97	129	225	114
Independent	10015	10257	10411	10083	9474	10223	9378	10003	10172	10193
Sixth Form	73	89	43	60	63	42	101	90	122	51
FE/Tertiary	29	32	24	5	8	33	52	46	43	68
Academy	.	.	.	.	87	166	1450	2200	3080	3442
Other	62	47	18	38	30	50	51	42	73	56



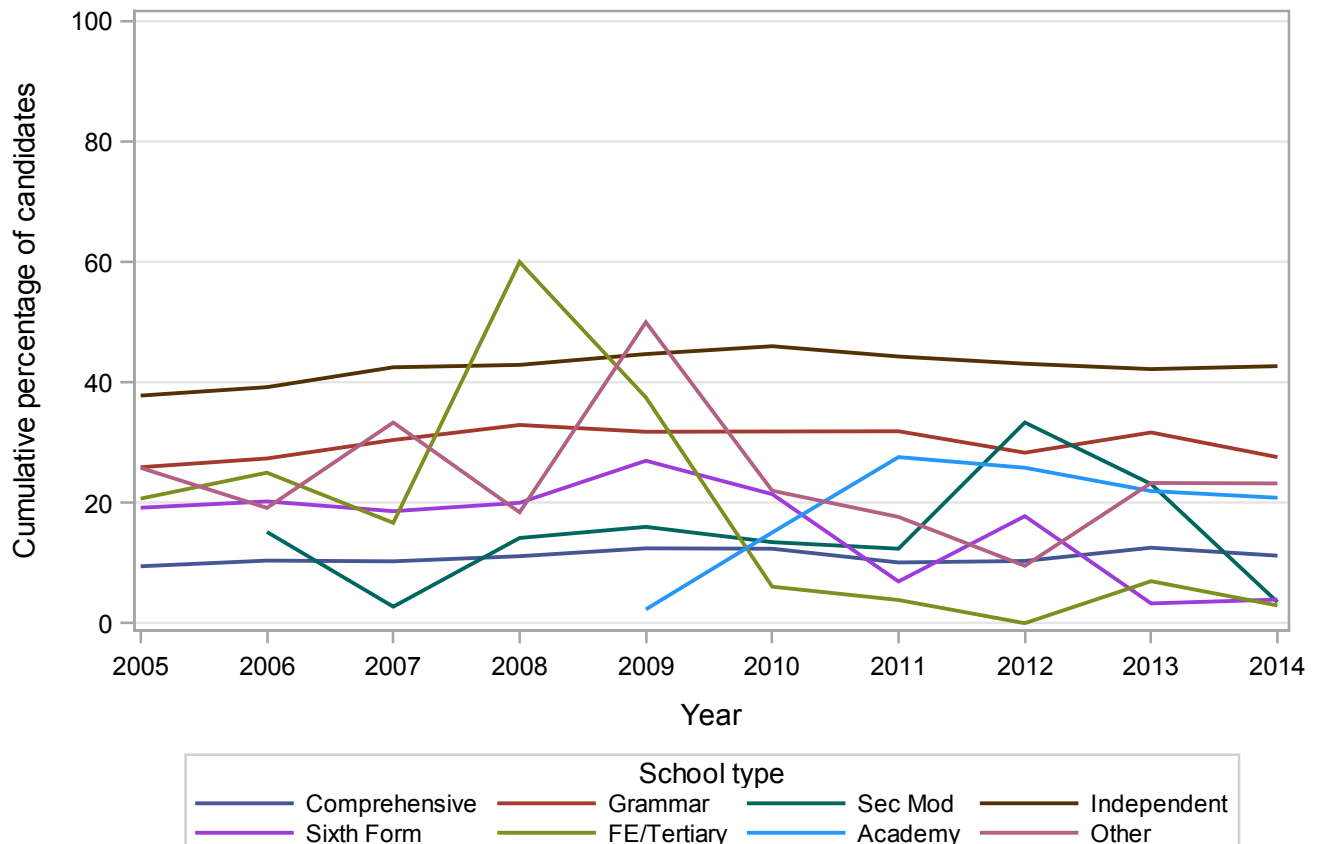
## GCSE CLASSICAL SUBJECTS Grade A\* by school type 2005-2014 Cumulative Percentages

School type	2005	2006	2007	2008	2009	2010	2011	2012	2013	2014
Comprehensive	9.4	10.4	10.3	11.1	12.4	12.4	10.1	10.3	12.5	11.2
Grammar	25.9	27.4	30.4	32.9	31.8	31.8	31.9	28.3	31.7	27.6
Sec Mod	.	15.2	2.7	14.2	16.0	13.5	12.4	33.3	23.1	3.5
Independent	37.8	39.2	42.5	42.9	44.7	46.0	44.3	43.1	42.2	42.7
Sixth Form	19.2	20.2	18.6	20.0	27.0	21.4	6.9	17.8	3.3	3.9
FE/Tertiary	20.7	25.0	16.7	60.0	37.5	6.1	3.8	0.0	7.0	2.9
Academy	.	.	.	.	2.3	15.1	27.6	25.8	21.9	20.8
Other	25.8	19.1	33.3	18.4	50.0	22.0	17.6	9.5	23.3	23.2

### Cumulative Numbers

School type	2005	2006	2007	2008	2009	2010	2011	2012	2013	2014
Comprehensive	323	358	334	377	391	369	204	197	226	197
Grammar	542	658	656	778	770	726	358	243	268	219
Sec Mod	0	5	2	15	20	14	12	43	52	4
Independent	3786	4021	4425	4326	4235	4703	4154	4311	4293	4352
Sixth Form	14	18	8	12	17	9	7	16	4	2
FE/Tertiary	6	8	4	3	3	2	2	0	3	2
Academy	.	.	.	.	2	25	400	568	676	717
Other	16	9	6	7	15	11	9	4	17	13

### Cumulative percentage at Grade A\* by school type



## GCSE CLASSICAL SUBJECTS Grade A by school type 2005-2014

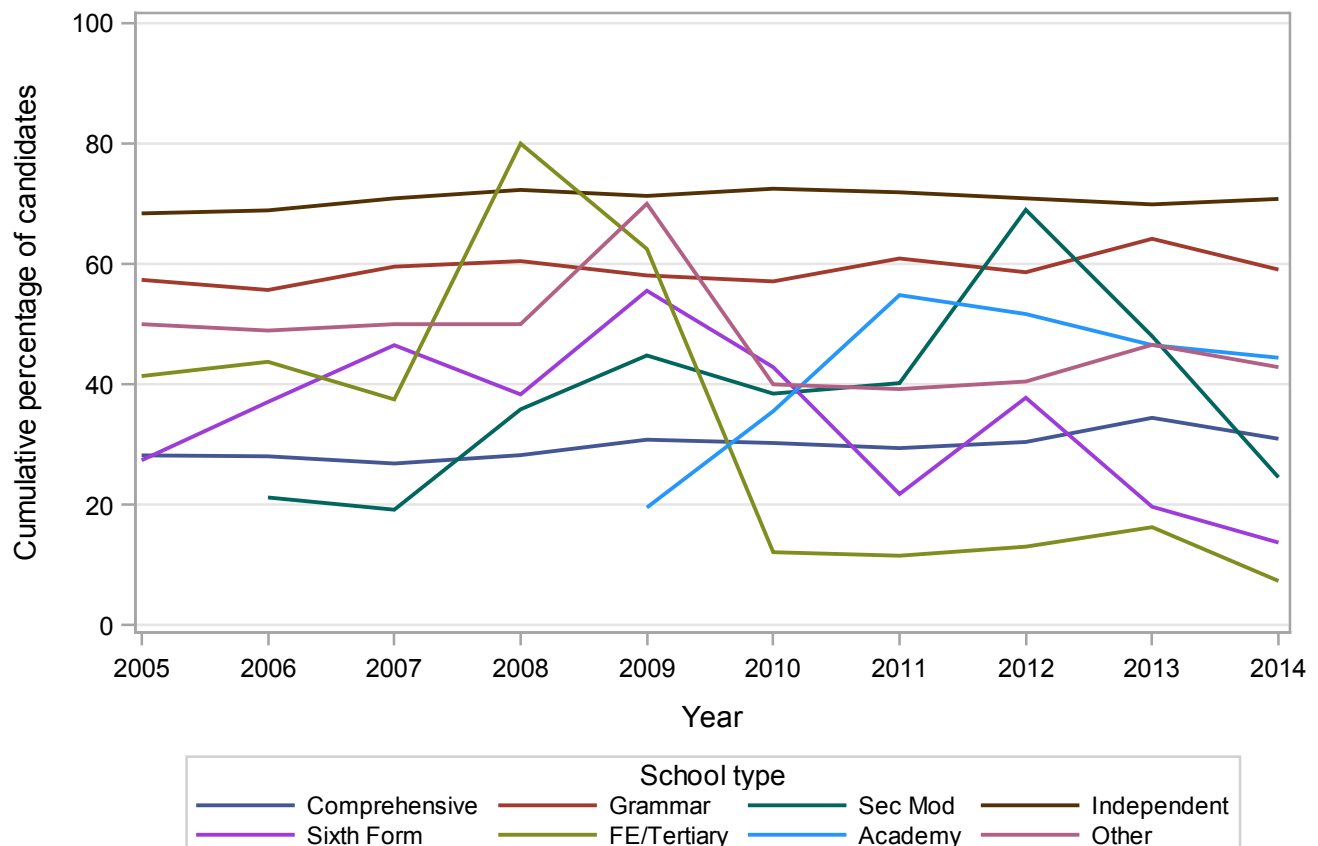
### Cumulative Percentages

School type	2005	2006	2007	2008	2009	2010	2011	2012	2013	2014
Comprehensive	28.2	28.0	26.9	28.2	30.8	30.3	29.4	30.4	34.4	31.0
Grammar	57.4	55.7	59.6	60.5	58.1	57.1	60.9	58.6	64.2	59.1
Sec Mod	.	21.2	19.2	35.8	44.8	38.5	40.2	69.0	48.0	24.6
Independent	68.4	68.9	70.9	72.3	71.3	72.5	71.9	70.9	69.9	70.8
Sixth Form	27.4	37.1	46.5	38.3	55.6	42.9	21.8	37.8	19.7	13.7
FE/Tertiary	41.4	43.8	37.5	80.0	62.5	12.1	11.5	13.0	16.3	7.4
Academy	.	.	.	.	19.5	35.5	54.8	51.7	46.5	44.4
Other	50.0	48.9	50.0	50.0	70.0	40.0	39.2	40.5	46.6	42.9

### Cumulative Numbers

School type	2005	2006	2007	2008	2009	2010	2011	2012	2013	2014
Comprehensive	964	966	873	957	969	903	595	580	621	544
Grammar	1200	1339	1284	1429	1407	1302	684	503	543	469
Sec Mod	0	7	14	38	56	40	39	89	108	28
Independent	6850	7067	7381	7290	6755	7412	6743	7092	7110	7217
Sixth Form	20	33	20	23	35	18	22	34	24	7
FE/Tertiary	12	14	9	4	5	4	6	6	7	5
Academy	.	.	.	.	17	59	795	1137	1433	1529
Other	31	23	9	19	21	20	20	17	34	24

### Cumulative percentage at Grade A by school type



## GCSE CLASSICAL SUBJECTS Grade B by school type 2005-2014

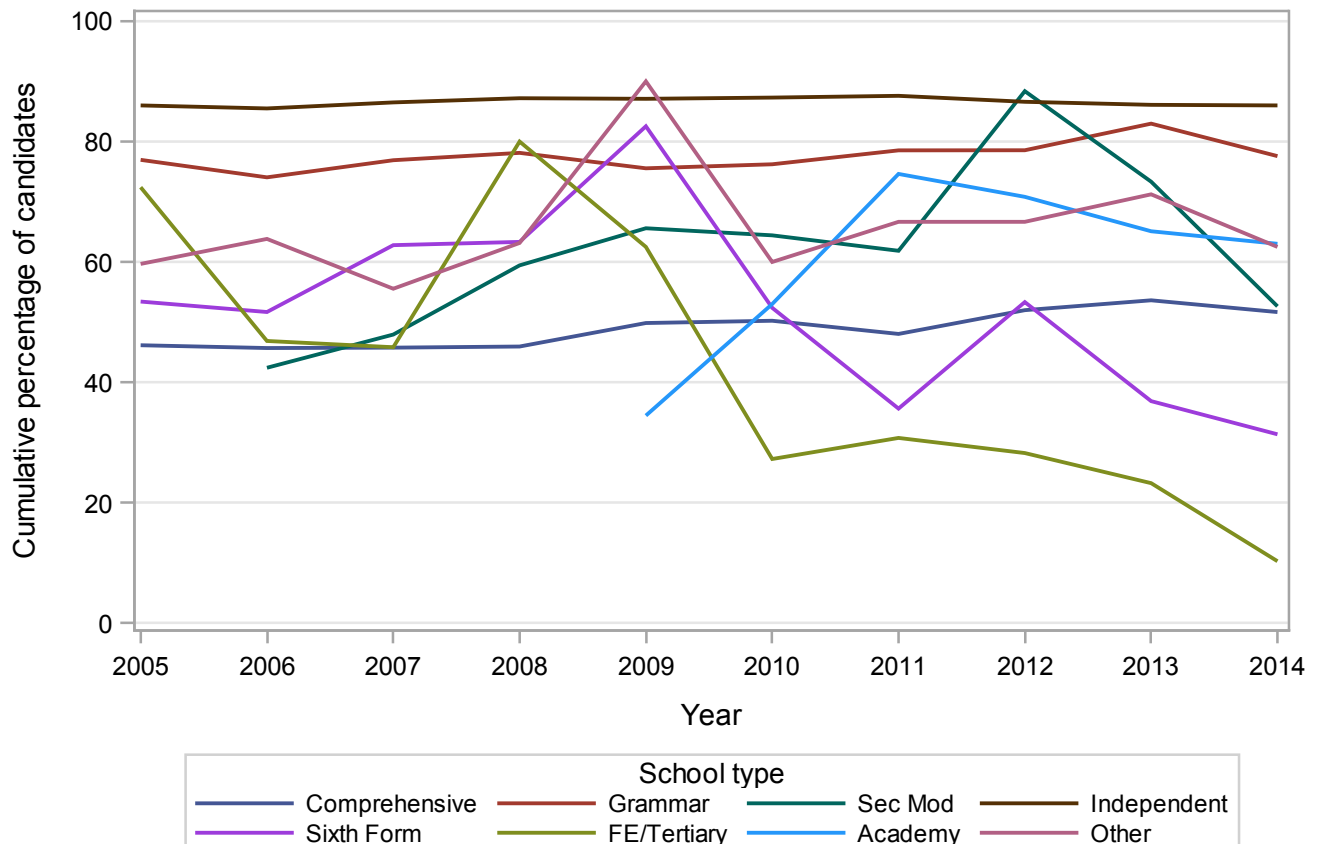
### Cumulative Percentages

School type	2005	2006	2007	2008	2009	2010	2011	2012	2013	2014
Comprehensive	46.2	45.7	45.8	46.0	49.9	50.2	48.0	52.0	53.6	51.7
Grammar	77.0	74.1	76.9	78.1	75.6	76.2	78.5	78.6	83.0	77.6
Sec Mod	.	42.4	47.9	59.4	65.6	64.4	61.9	88.4	73.3	52.6
Independent	86.0	85.5	86.5	87.2	87.1	87.3	87.6	86.6	86.1	86.0
Sixth Form	53.4	51.7	62.8	63.3	82.5	52.4	35.6	53.3	36.9	31.4
FE/Tertiary	72.4	46.9	45.8	80.0	62.5	27.3	30.8	28.3	23.3	10.3
Academy	.	.	.	.	34.5	53.0	74.6	70.8	65.1	63.0
Other	59.7	63.8	55.6	63.2	90.0	60.0	66.7	66.7	71.2	62.5

### Cumulative Numbers

School type	2005	2006	2007	2008	2009	2010	2011	2012	2013	2014
Comprehensive	1578	1574	1488	1557	1568	1499	972	991	967	908
Grammar	1610	1781	1658	1846	1830	1738	882	674	702	616
Sec Mod	0	14	35	63	82	67	60	114	165	60
Independent	8613	8770	9006	8792	8252	8925	8215	8663	8758	8766
Sixth Form	39	46	27	38	52	22	36	48	45	16
FE/Tertiary	21	15	11	4	5	9	16	13	10	7
Academy	.	.	.	.	30	88	1082	1558	2005	2169
Other	37	30	10	24	27	30	34	28	52	35

### Cumulative percentage at Grade B by school type



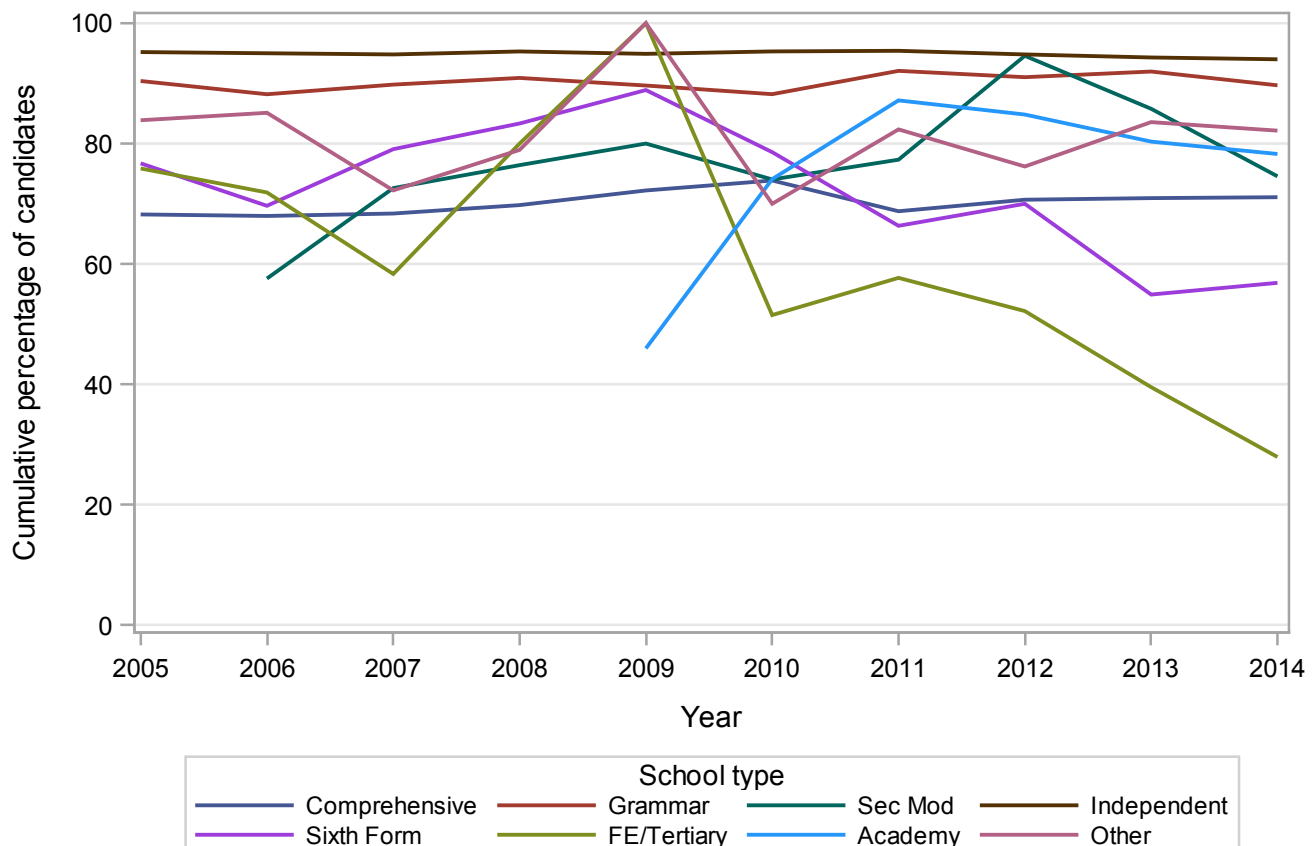
## GCSE CLASSICAL SUBJECTS Grade C by school type 2005-2014 Cumulative Percentages

School type	2005	2006	2007	2008	2009	2010	2011	2012	2013	2014
Comprehensive	68.2	68.0	68.4	69.8	72.2	73.9	68.8	70.7	70.9	71.1
Grammar	90.4	88.2	89.8	90.9	89.6	88.2	92.1	91.0	92.0	89.7
Sec Mod	.	57.6	72.6	76.4	80.0	74.0	77.3	94.6	85.8	74.6
Independent	95.2	95.0	94.8	95.3	94.9	95.3	95.4	94.8	94.3	94.0
Sixth Form	76.7	69.7	79.1	83.3	88.9	78.6	66.3	70.0	54.9	56.9
FE/Tertiary	75.9	71.9	58.3	80.0	100.0	51.5	57.7	52.2	39.5	27.9
Academy	.	.	.	.	46.0	74.1	87.2	84.8	80.3	78.3
Other	83.9	85.1	72.2	78.9	100.0	70.0	82.4	76.2	83.6	82.1

### Cumulative Numbers

School type	2005	2006	2007	2008	2009	2010	2011	2012	2013	2014
Comprehensive	2332	2341	2223	2364	2271	2204	1391	1347	1279	1249
Grammar	1891	2121	1936	2148	2171	2011	1034	781	778	712
Sec Mod	0	19	53	81	100	77	75	122	193	85
Independent	9534	9744	9870	9609	8991	9743	8947	9483	9592	9581
Sixth Form	56	62	34	50	56	33	67	63	67	29
FE/Tertiary	22	23	14	4	8	17	30	24	17	19
Academy	.	.	.	.	40	123	1264	1866	2474	2694
Other	52	40	13	30	30	35	42	32	61	46

### Cumulative percentage at Grade C by school type

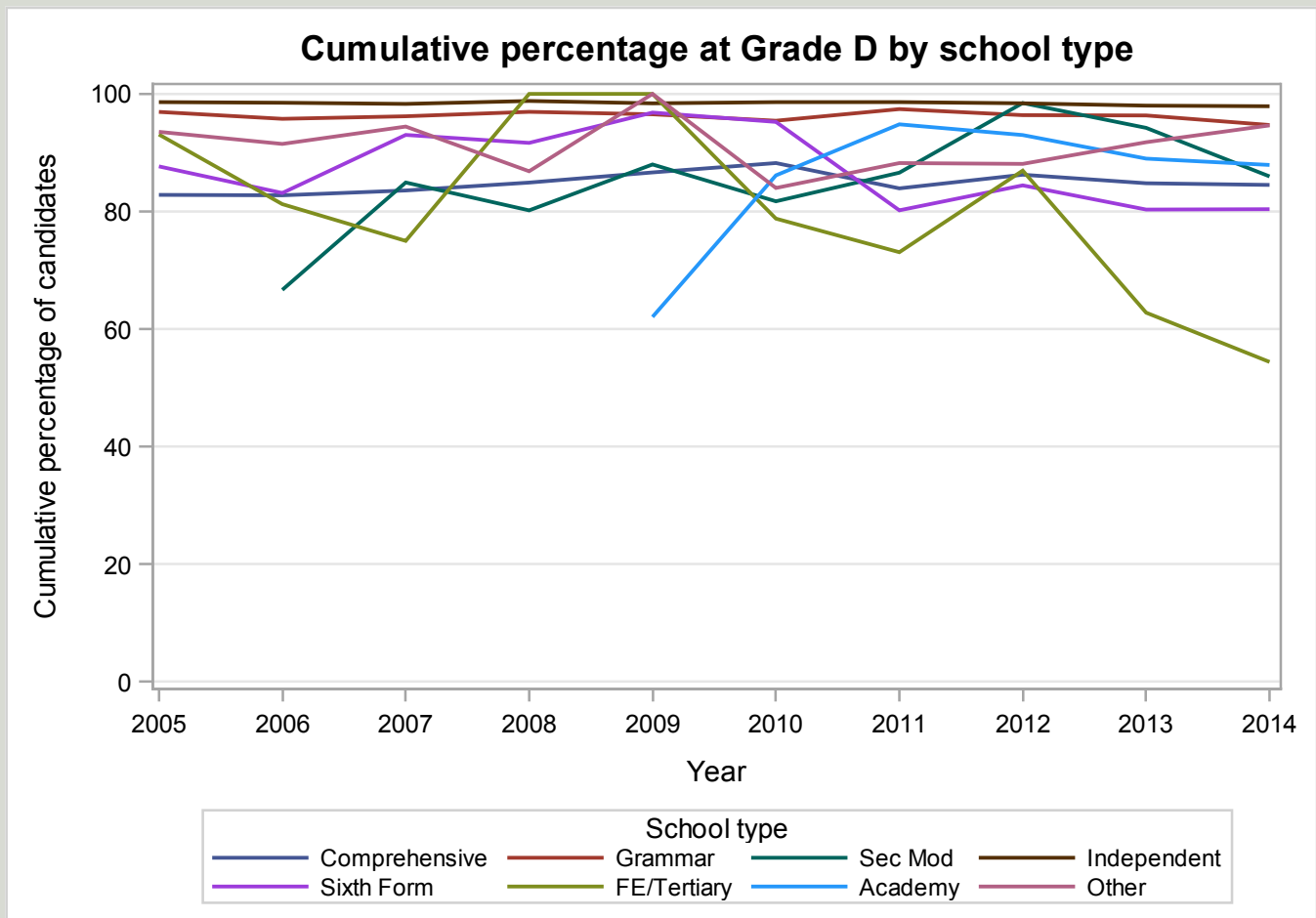


## GCSE CLASSICAL SUBJECTS Grade D by school type 2005-2014 Cumulative Percentages

School type	2005	2006	2007	2008	2009	2010	2011	2012	2013	2014
Comprehensive	82.8	82.8	83.6	84.9	86.6	88.2	83.9	86.3	84.8	84.5
Grammar	96.9	95.8	96.2	97.0	96.5	95.4	97.4	96.4	96.3	94.7
Sec Mod	.	66.7	84.9	80.2	88.0	81.7	86.6	98.4	94.2	86.0
Independent	98.6	98.5	98.3	98.8	98.4	98.6	98.6	98.4	98.0	97.9
Sixth Form	87.7	83.1	93.0	91.7	96.8	95.2	80.2	84.4	80.3	80.4
FE/Tertiary	93.1	81.3	75.0	100.0	100.0	78.8	73.1	87.0	62.8	54.4
Academy	.	.	.	.	62.1	86.1	94.8	93.0	89.0	87.9
Other	93.5	91.5	94.4	86.8	100.0	84.0	88.2	88.1	91.8	94.6

### Cumulative Numbers

School type	2005	2006	2007	2008	2009	2010	2011	2012	2013	2014
Comprehensive	2831	2850	2717	2877	2725	2633	1698	1644	1529	1485
Grammar	2028	2303	2074	2291	2338	2176	1094	827	815	752
Sec Mod	0	22	62	85	110	85	84	127	212	98
Independent	9875	10103	10234	9962	9322	10080	9247	9843	9969	9979
Sixth Form	64	74	40	55	61	40	81	76	98	41
FE/Tertiary	27	26	18	5	8	26	38	40	27	37
Academy	.	.	.	.	54	143	1375	2046	2741	3026
Other	58	43	17	33	30	42	45	37	67	53

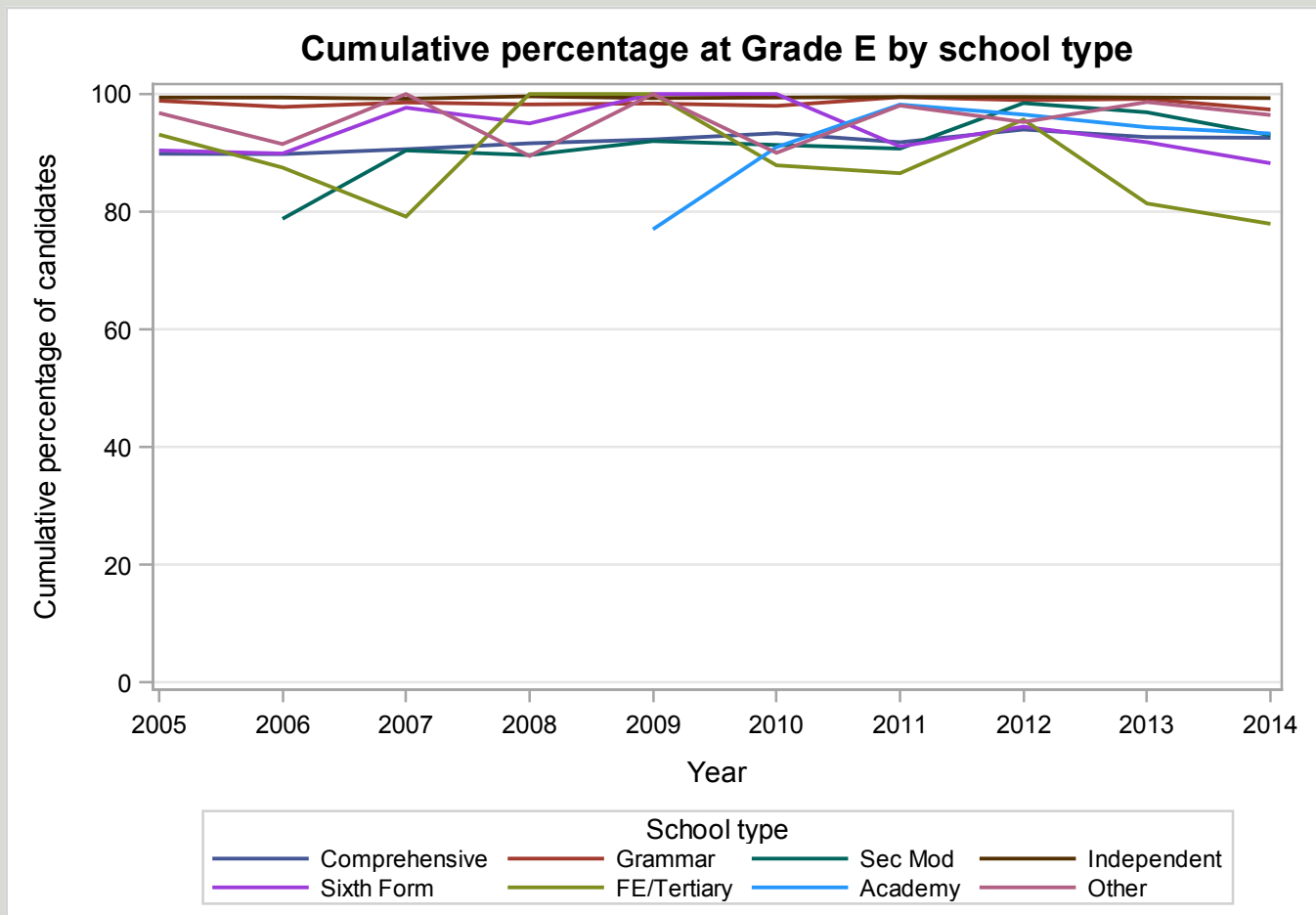


## GCSE CLASSICAL SUBJECTS Grade E by school type 2005-2014 Cumulative Percentages

School type	2005	2006	2007	2008	2009	2010	2011	2012	2013	2014
Comprehensive	89.8	89.8	90.6	91.6	92.3	93.3	91.8	94.0	92.7	92.5
Grammar	98.9	97.8	98.6	98.2	98.4	98.0	99.5	99.0	99.2	97.4
Sec Mod	.	78.8	90.4	89.6	92.0	91.3	90.7	98.4	96.9	93.0
Independent	99.4	99.4	99.2	99.6	99.3	99.4	99.5	99.5	99.4	99.3
Sixth Form	90.4	89.9	97.7	95.0	100.0	100.0	91.1	94.4	91.8	88.2
FE/Tertiary	93.1	87.5	79.2	100.0	100.0	87.9	86.5	95.7	81.4	77.9
Academy	.	.	.	.	77.0	91.0	98.2	96.5	94.4	93.3
Other	96.8	91.5	100.0	89.5	100.0	90.0	98.0	95.2	98.6	96.4

### Cumulative Numbers

School type	2005	2006	2007	2008	2009	2010	2011	2012	2013	2014
Comprehensive	3071	3092	2946	3104	2902	2785	1857	1791	1671	1626
Grammar	2068	2352	2125	2321	2383	2234	1117	849	839	773
Sec Mod	0	26	66	95	115	95	88	127	218	106
Independent	9955	10195	10328	10043	9408	10162	9331	9953	10111	10122
Sixth Form	66	80	42	57	63	42	92	85	112	45
FE/Tertiary	27	28	19	5	8	29	45	44	35	53
Academy	.	.	.	.	67	151	1424	2123	2906	3211
Other	60	43	18	34	30	45	50	40	72	54



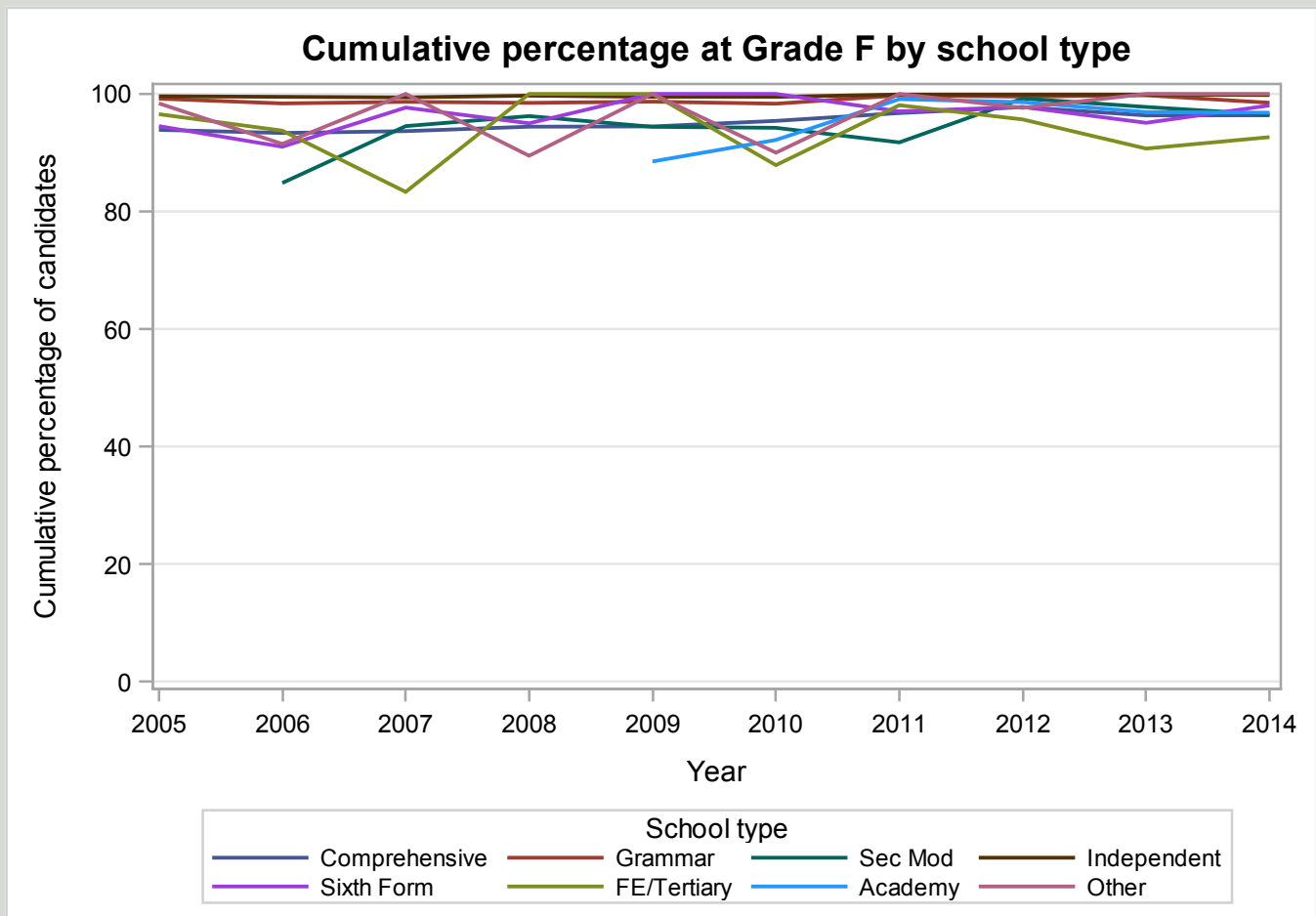


## GCSE CLASSICAL SUBJECTS Grade F by school type 2005-2014 Cumulative Percentages

School type	2005	2006	2007	2008	2009	2010	2011	2012	2013	2014
Comprehensive	93.9	93.4	93.7	94.4	94.5	95.4	96.7	97.7	96.3	96.4
Grammar	99.2	98.4	98.7	98.5	98.7	98.3	99.7	99.5	99.8	98.5
Sec Mod	.	84.8	94.5	96.2	94.4	94.2	91.8	99.2	97.8	96.5
Independent	99.6	99.5	99.4	99.7	99.5	99.5	99.9	99.9	99.9	99.8
Sixth Form	94.5	91.0	97.7	95.0	100.0	100.0	97.0	97.8	95.1	98.0
FE/Tertiary	96.6	93.8	83.3	100.0	100.0	87.9	98.1	95.7	90.7	92.6
Academy	.	.	.	.	88.5	92.2	99.1	98.6	96.9	96.8
Other	98.4	91.5	100.0	89.5	100.0	90.0	100.0	97.6	100.0	100.0

### Cumulative Numbers

School type	2005	2006	2007	2008	2009	2010	2011	2012	2013	2014
Comprehensive	3209	3215	3045	3199	2971	2847	1957	1863	1737	1693
Grammar	2075	2366	2127	2327	2390	2242	1120	854	844	782
Sec Mod	0	28	69	102	118	98	89	128	220	110
Independent	9975	10206	10349	10053	9427	10172	9369	9993	10162	10173
Sixth Form	69	81	42	57	63	42	98	88	116	50
FE/Tertiary	28	30	20	5	8	29	51	44	39	63
Academy	.	.	.	.	77	153	1437	2169	2985	3332
Other	61	43	18	34	30	45	51	41	73	56



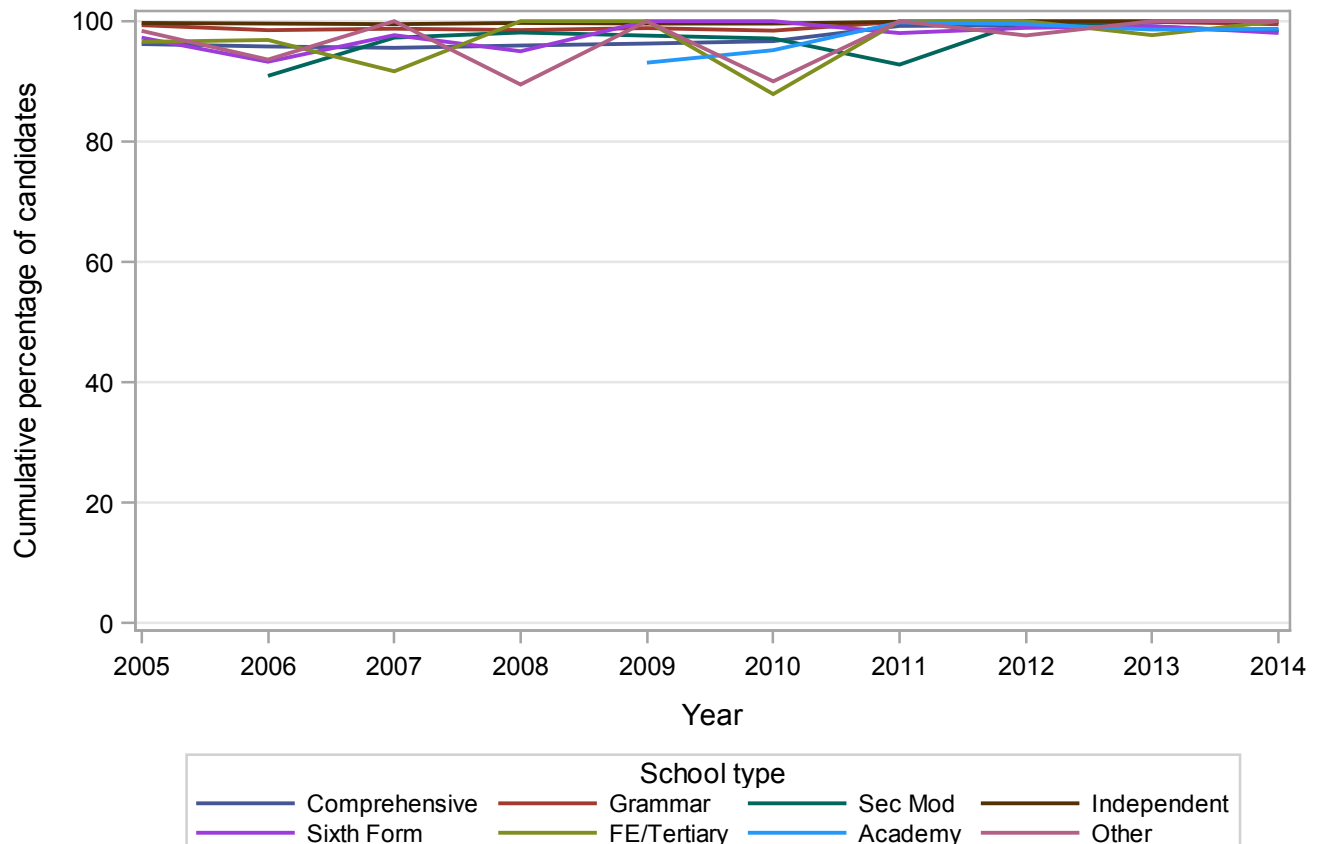
## GCSE CLASSICAL SUBJECTS Grade G by school type 2005-2014 Cumulative Percentages

School type	2005	2006	2007	2008	2009	2010	2011	2012	2013	2014
Comprehensive	96.2	95.8	95.6	96.0	96.3	96.7	99.2	99.3	98.7	98.5
Grammar	99.3	98.5	98.7	98.5	98.8	98.4	99.9	99.9	99.9	99.5
Sec Mod	.	90.9	97.3	98.1	97.6	97.1	92.8	100.0	99.1	98.2
Independent	99.7	99.6	99.5	99.7	99.6	99.6	99.9	100.0	100.0	99.9
Sixth Form	97.3	93.3	97.7	95.0	100.0	100.0	98.0	98.9	99.2	98.0
FE/Tertiary	96.6	96.9	91.7	100.0	100.0	87.9	100.0	100.0	97.7	100.0
Academy	.	.	.	.	93.1	95.2	99.8	99.5	98.6	98.7
Other	98.4	93.6	100.0	89.5	100.0	90.0	100.0	97.6	100.0	100.0

### Cumulative Numbers

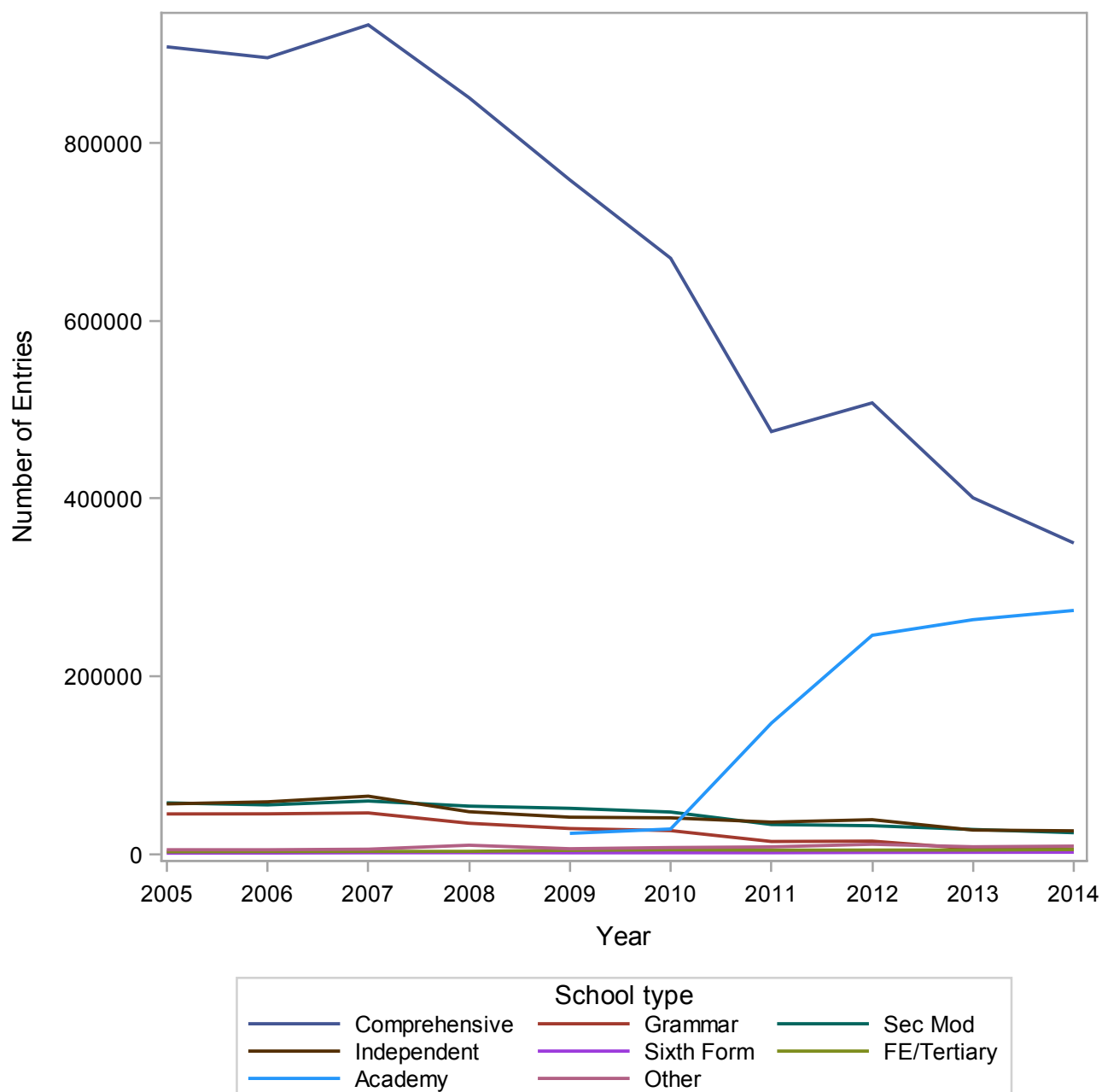
School type	2005	2006	2007	2008	2009	2010	2011	2012	2013	2014
Comprehensive	3288	3299	3107	3251	3028	2885	2007	1893	1780	1731
Grammar	2078	2369	2129	2328	2394	2244	1122	857	845	790
Sec Mod	0	30	71	104	122	101	90	129	223	112
Independent	9985	10216	10359	10053	9436	10182	9369	10003	10172	10183
Sixth Form	71	83	42	57	63	42	99	89	121	50
FE/Tertiary	28	31	22	5	8	29	52	46	42	68
Academy	.	.	.	.	81	158	1447	2189	3037	3398
Other	61	44	18	34	30	45	51	41	73	56

### Cumulative percentage at Grade G by school type



## Numbers of GCSE entries in COMBINED SCIENCE by school type 2005-2014

School type	2005	2006	2007	2008	2009	2010	2011	2012	2013	2014
Comprehensive	907664	895375	932306	850498	758108	670130	475362	507574	400930	350144
Grammar	45714	45829	46842	35224	29313	26982	14763	15178	6553	5985
Sec Mod	58131	55860	60252	54491	52035	47877	33828	32479	28262	24602
Independent	56992	59316	65682	48194	42053	41306	36527	39253	27615	26724
Sixth Form	1654	1793	2111	2165	2035	2126	2125	2409	2587	2706
FE/Tertiary	3182	3482	3604	3669	4816	5488	5052	5115	5148	5701
Academy	.	.	.	.	23875	28806	147771	246436	263979	274368
Other	5474	5438	6100	10565	6604	7945	8694	11638	8830	9570



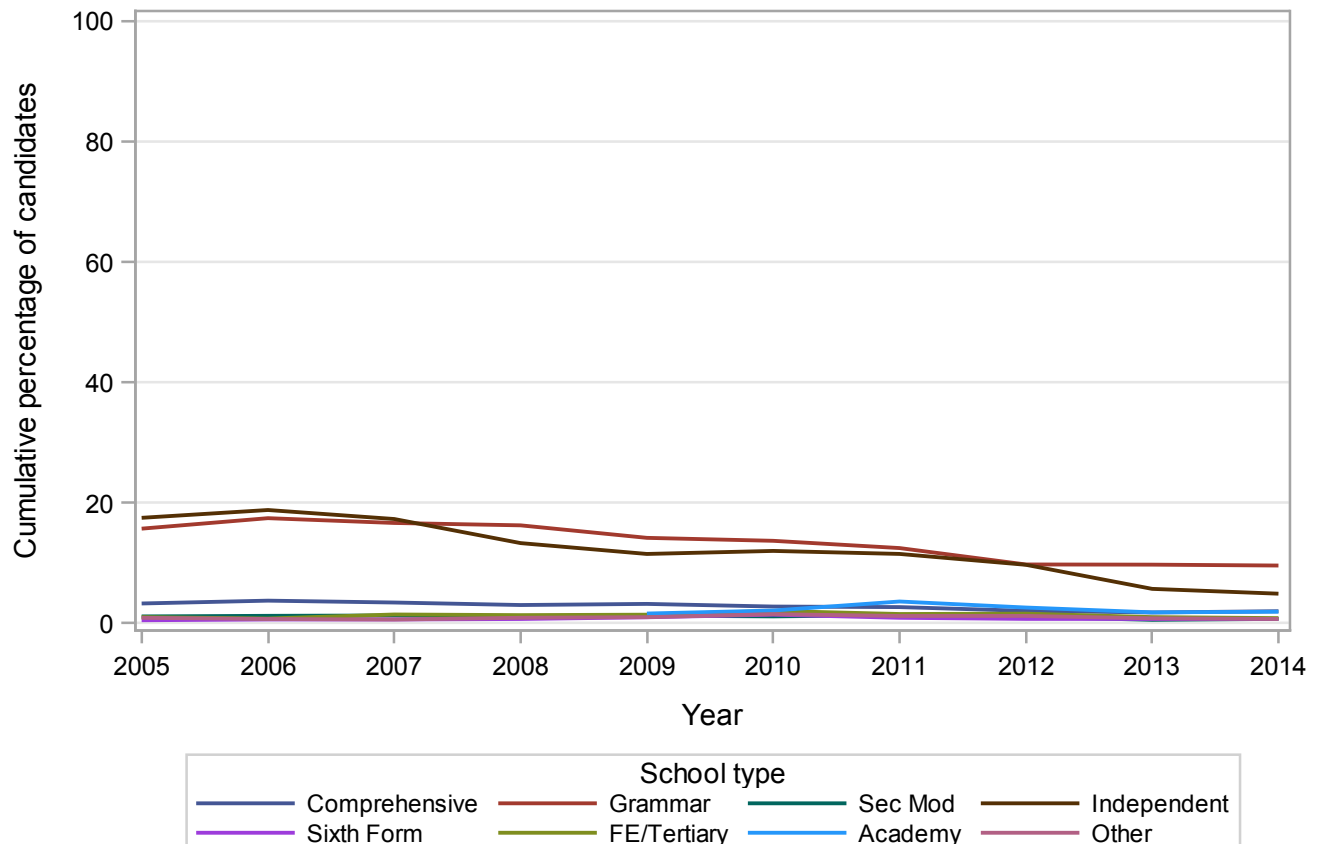
## GCSE COMBINED SCIENCE Grade A\* by school type 2005-2014 Cumulative Percentages

School type	2005	2006	2007	2008	2009	2010	2011	2012	2013	2014
Comprehensive	3.3	3.7	3.4	3.0	3.2	2.8	2.7	2.0	1.8	2.0
Grammar	15.7	17.4	16.6	16.3	14.2	13.7	12.5	9.8	9.7	9.6
Sec Mod	1.1	1.2	1.3	1.1	1.3	1.1	1.3	1.1	0.6	0.7
Independent	17.5	18.8	17.3	13.3	11.5	12.0	11.5	9.7	5.7	4.9
Sixth Form	0.5	0.6	0.6	0.7	1.0	1.4	0.9	0.7	0.7	0.7
FE/Tertiary	1.0	0.8	1.4	1.3	1.4	2.0	1.5	1.6	1.0	0.8
Academy	.	.	.	.	1.6	2.1	3.6	2.6	1.8	1.9
Other	0.9	0.7	0.6	0.9	1.0	1.5	1.2	1.2	0.8	0.7

### Cumulative Numbers

School type	2005	2006	2007	2008	2009	2010	2011	2012	2013	2014
Comprehensive	29700	33505	31973	25649	24259	18519	12698	10402	7119	6959
Grammar	7177	7993	7796	5724	4155	3691	1842	1480	637	573
Sec Mod	654	682	771	620	652	540	452	351	156	175
Independent	9974	11151	11363	6410	4836	4957	4201	3808	1574	1309
Sixth Form	8	11	13	15	20	30	19	17	18	19
FE/Tertiary	32	27	52	49	68	112	77	81	52	48
Academy	.	.	.	.	382	605	5320	6407	4749	5207
Other	49	38	37	95	66	119	104	140	71	67

### Cumulative percentage at Grade A\* by school type



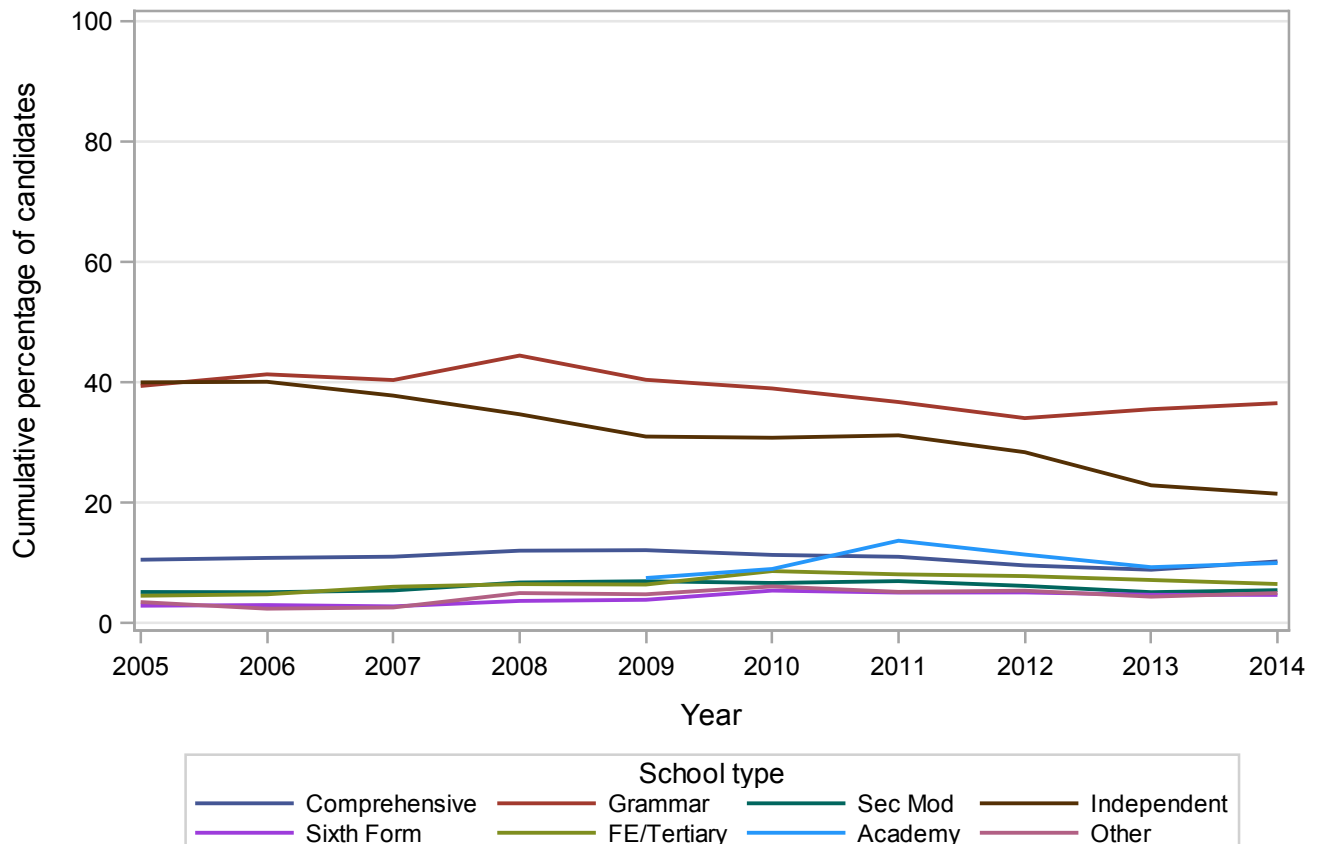
## GCSE COMBINED SCIENCE Grade A by school type 2005-2014 Cumulative Percentages

School type	2005	2006	2007	2008	2009	2010	2011	2012	2013	2014
Comprehensive	10.5	10.8	11.0	12.0	12.1	11.3	11.0	9.6	8.9	10.3
Grammar	39.4	41.3	40.4	44.5	40.4	39.0	36.7	34.1	35.5	36.5
Sec Mod	5.2	5.1	5.4	6.8	7.0	6.7	7.0	6.2	5.2	5.5
Independent	40.0	40.1	37.8	34.7	31.0	30.8	31.2	28.4	22.9	21.5
Sixth Form	2.9	3.0	2.8	3.7	3.9	5.4	5.1	5.1	4.7	4.7
FE/Tertiary	4.6	4.8	6.0	6.5	6.4	8.7	8.1	7.8	7.2	6.5
Academy	.	.	.	.	7.5	9.0	13.7	11.4	9.3	10.0
Other	3.5	2.4	2.6	5.0	4.8	6.1	5.2	5.4	4.4	5.0

### Cumulative Numbers

School type	2005	2006	2007	2008	2009	2010	2011	2012	2013	2014
Comprehensive	95684	97060	102994	102416	91917	75969	52427	48721	35585	35933
Grammar	18011	18943	18916	15658	11850	10519	5423	5170	2329	2187
Sec Mod	3011	2873	3277	3683	3627	3197	2364	2011	1456	1349
Independent	22797	23786	24828	16723	13036	12722	11396	11148	6324	5746
Sixth Form	48	54	59	80	79	115	108	123	122	127
FE/Tertiary	145	167	218	238	309	475	410	400	369	371
Academy	.	.	.	.	1791	2593	20245	28094	24557	27417
Other	192	131	159	528	317	485	452	628	389	479

### Cumulative percentage at Grade A by school type



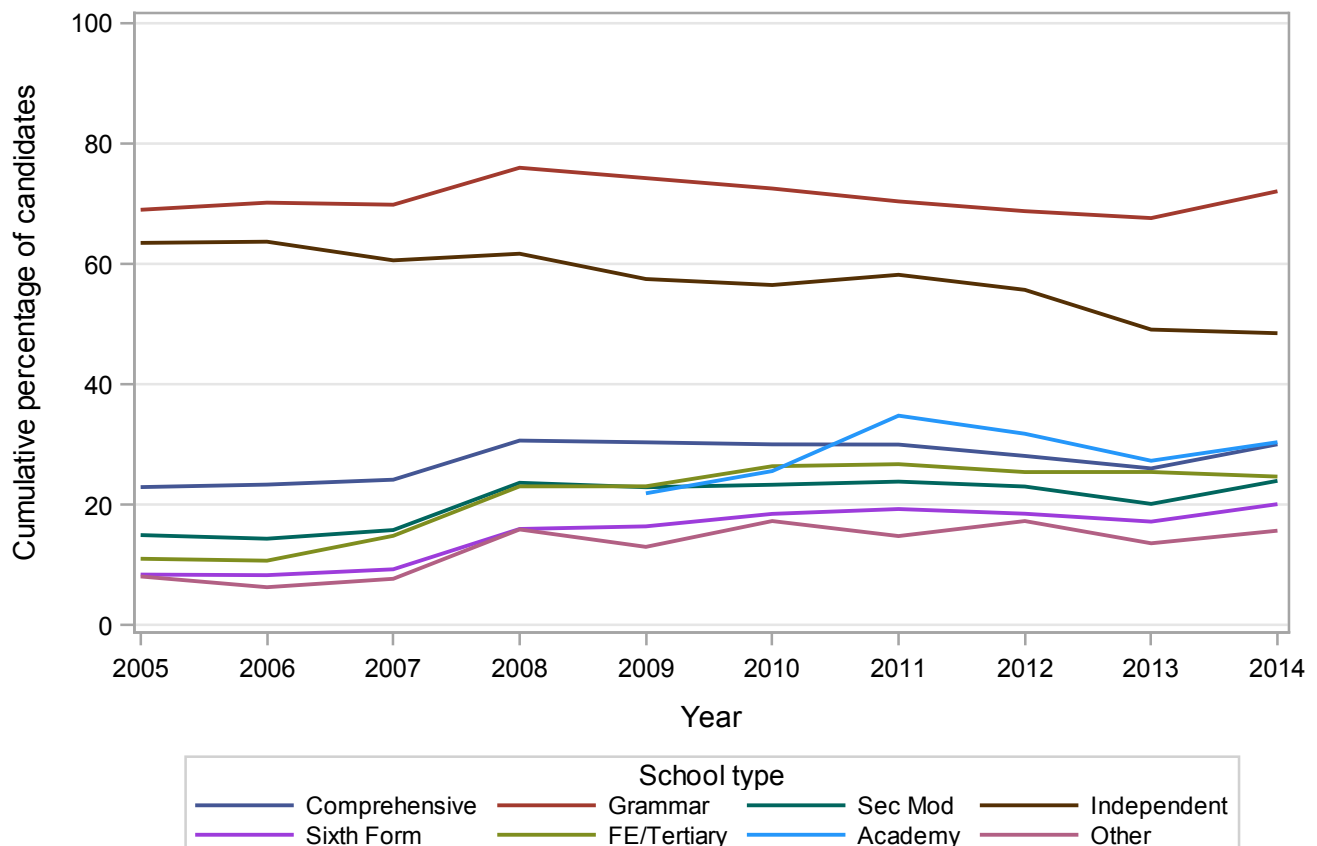
## GCSE COMBINED SCIENCE Grade B by school type 2005-2014 Cumulative Percentages

School type	2005	2006	2007	2008	2009	2010	2011	2012	2013	2014
Comprehensive	22.9	23.4	24.2	30.7	30.4	30.0	30.0	28.1	26.0	30.0
Grammar	69.0	70.2	69.8	76.0	74.3	72.5	70.4	68.8	67.6	72.1
Sec Mod	15.0	14.4	15.8	23.7	22.9	23.3	23.8	23.0	20.1	24.0
Independent	63.5	63.7	60.6	61.7	57.5	56.5	58.2	55.7	49.1	48.5
Sixth Form	8.4	8.3	9.3	16.0	16.4	18.5	19.3	18.5	17.2	20.1
FE/Tertiary	11.0	10.7	14.8	23.1	23.1	26.4	26.7	25.4	25.4	24.7
Academy	.	.	.	.	21.9	25.6	34.8	31.8	27.3	30.4
Other	8.1	6.3	7.7	15.9	13.0	17.3	14.8	17.3	13.6	15.7

### Cumulative Numbers

School type	2005	2006	2007	2008	2009	2010	2011	2012	2013	2014
Comprehensive	208189	209072	225319	260786	230265	201287	142613	142686	104398	105218
Grammar	31543	32165	32716	26764	21768	19570	10392	10438	4431	4314
Sec Mod	8701	8023	9522	12888	11923	11167	8067	7480	5693	5900
Independent	36190	37784	39803	29736	24180	23338	21259	21864	13559	12961
Sixth Form	139	149	196	346	334	393	410	446	445	544
FE/Tertiary	351	373	535	846	1111	1449	1351	1301	1310	1407
Academy	.	.	.	.	5229	7374	51424	78367	72091	83395
Other	443	343	470	1680	859	1374	1287	2013	1201	1502

### Cumulative percentage at Grade B by school type



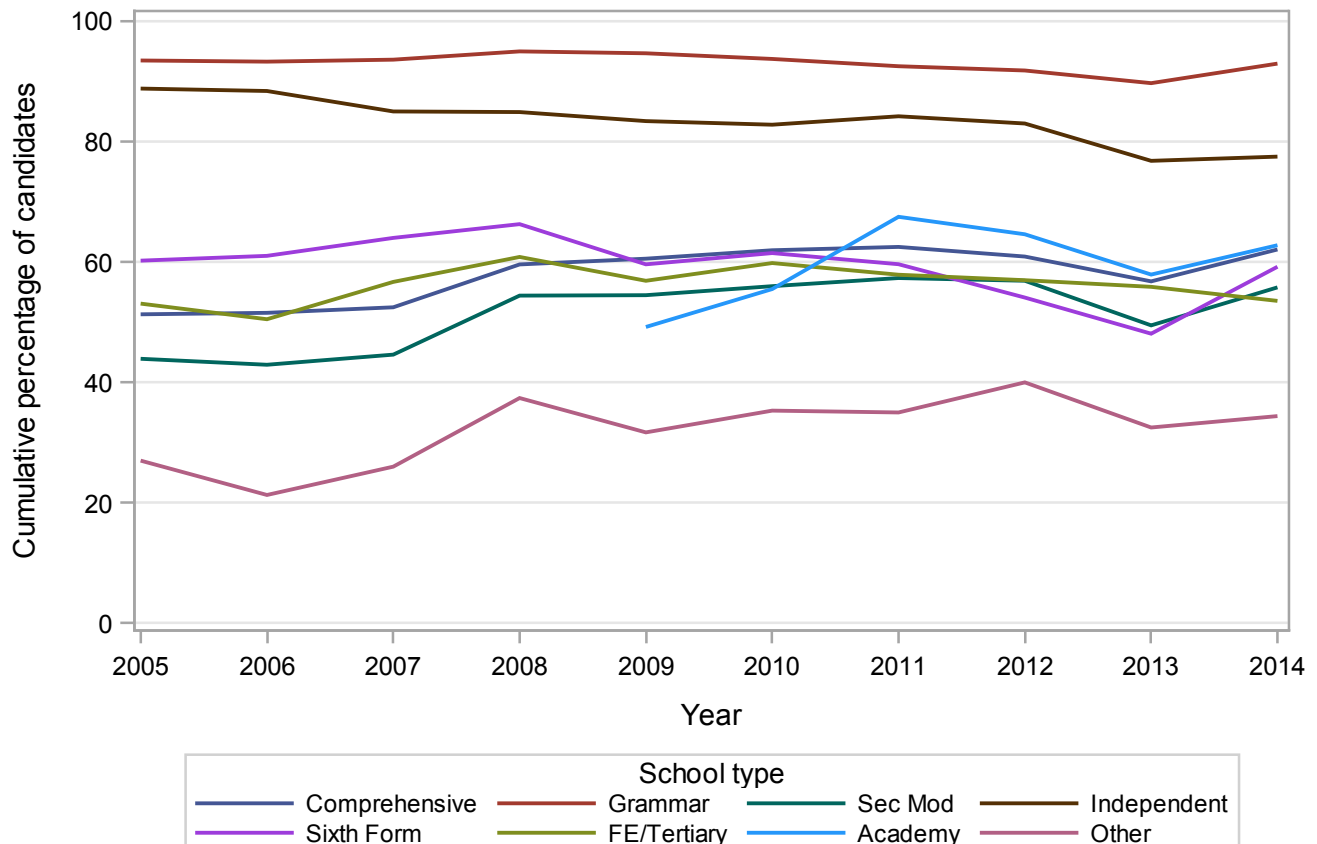
## GCSE COMBINED SCIENCE Grade C by school type 2005-2014 Cumulative Percentages

School type	2005	2006	2007	2008	2009	2010	2011	2012	2013	2014
Comprehensive	51.3	51.5	52.5	59.6	60.5	61.9	62.5	60.9	56.8	62.1
Grammar	93.5	93.3	93.6	95.0	94.7	93.7	92.5	91.8	89.7	92.9
Sec Mod	43.9	42.9	44.6	54.4	54.5	56.0	57.3	56.9	49.5	55.8
Independent	88.8	88.4	85.0	84.9	83.4	82.8	84.2	83.0	76.8	77.5
Sixth Form	60.2	61.0	64.0	66.3	59.6	61.5	59.6	54.1	48.1	59.2
FE/Tertiary	53.1	50.5	56.7	60.8	56.9	59.8	57.9	57.0	55.9	53.5
Academy	.	.	.	.	49.2	55.5	67.5	64.6	57.9	62.8
Other	27.0	21.3	26.0	37.4	31.7	35.3	35.0	40.0	32.5	34.4

### Cumulative Numbers

School type	2005	2006	2007	2008	2009	2010	2011	2012	2013	2014
Comprehensive	465667	461550	489191	506801	458994	415122	297105	309106	227641	217351
Grammar	42727	42748	43846	33454	27748	25288	13658	13934	5878	5563
Sec Mod	25530	23979	26877	29649	28349	26801	19394	18473	13981	13723
Independent	50609	52435	55830	40917	35072	34201	30756	32580	21208	20711
Sixth Form	996	1094	1351	1435	1213	1307	1267	1303	1244	1602
FE/Tertiary	1689	1758	2043	2232	2739	3283	2924	2914	2876	3052
Academy	.	.	.	.	11747	15987	99745	159198	152855	172248
Other	1478	1158	1586	3951	2093	2805	3043	4655	2870	3292

### Cumulative percentage at Grade C by school type



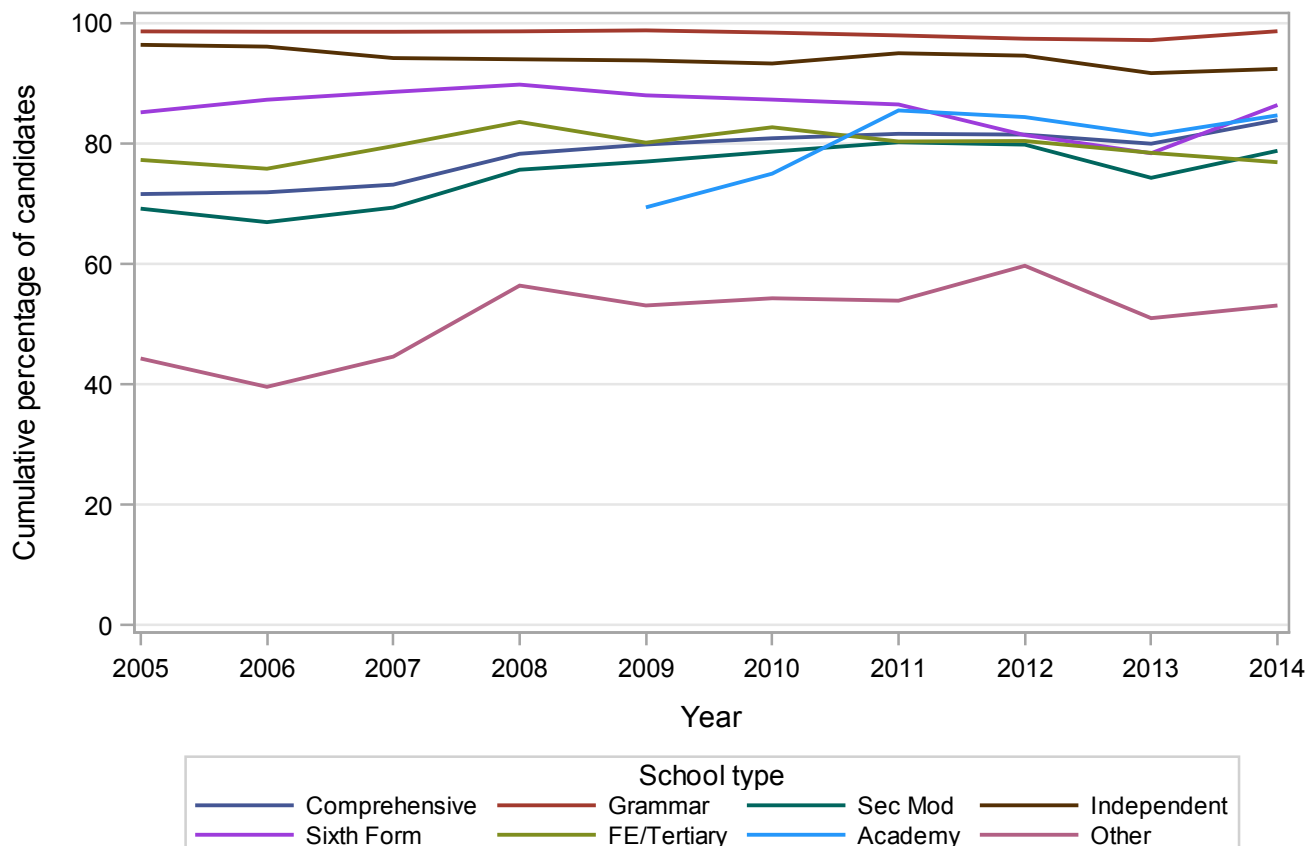
## GCSE COMBINED SCIENCE Grade D by school type 2005-2014 Cumulative Percentages

School type	2005	2006	2007	2008	2009	2010	2011	2012	2013	2014
Comprehensive	71.6	71.9	73.2	78.3	79.8	80.9	81.6	81.5	80.0	83.9
Grammar	98.6	98.6	98.6	98.6	98.8	98.4	98.0	97.4	97.2	98.7
Sec Mod	69.2	66.9	69.4	75.7	77.0	78.7	80.2	79.8	74.3	78.8
Independent	96.4	96.1	94.2	94.0	93.8	93.3	95.0	94.6	91.7	92.4
Sixth Form	85.2	87.3	88.6	89.8	88.0	87.3	86.5	81.4	78.4	86.4
FE/Tertiary	77.3	75.8	79.6	83.6	80.1	82.7	80.3	80.4	78.5	76.9
Academy	.	.	.	.	69.4	75.0	85.5	84.4	81.4	84.7
Other	44.3	39.6	44.6	56.4	53.1	54.3	53.9	59.7	51.0	53.1

### Cumulative Numbers

School type	2005	2006	2007	2008	2009	2010	2011	2012	2013	2014
Comprehensive	650004	643812	682206	665979	605309	542020	387971	413608	320656	293727
Grammar	45089	45175	46171	34745	28961	26559	14462	14786	6368	5905
Sec Mod	40219	37397	41793	41225	40069	37660	27136	25925	21001	19386
Independent	54940	57003	61872	45302	39446	38538	34701	37133	25323	24693
Sixth Form	1409	1565	1870	1944	1791	1856	1838	1961	2028	2338
FE/Tertiary	2459	2640	2868	3067	3860	4539	4059	4114	4039	4384
Academy	.	.	.	.	16569	21605	126344	207992	214901	232348
Other	2425	2153	2721	5959	3507	4314	4686	6948	4503	5082

### Cumulative percentage at Grade D by school type





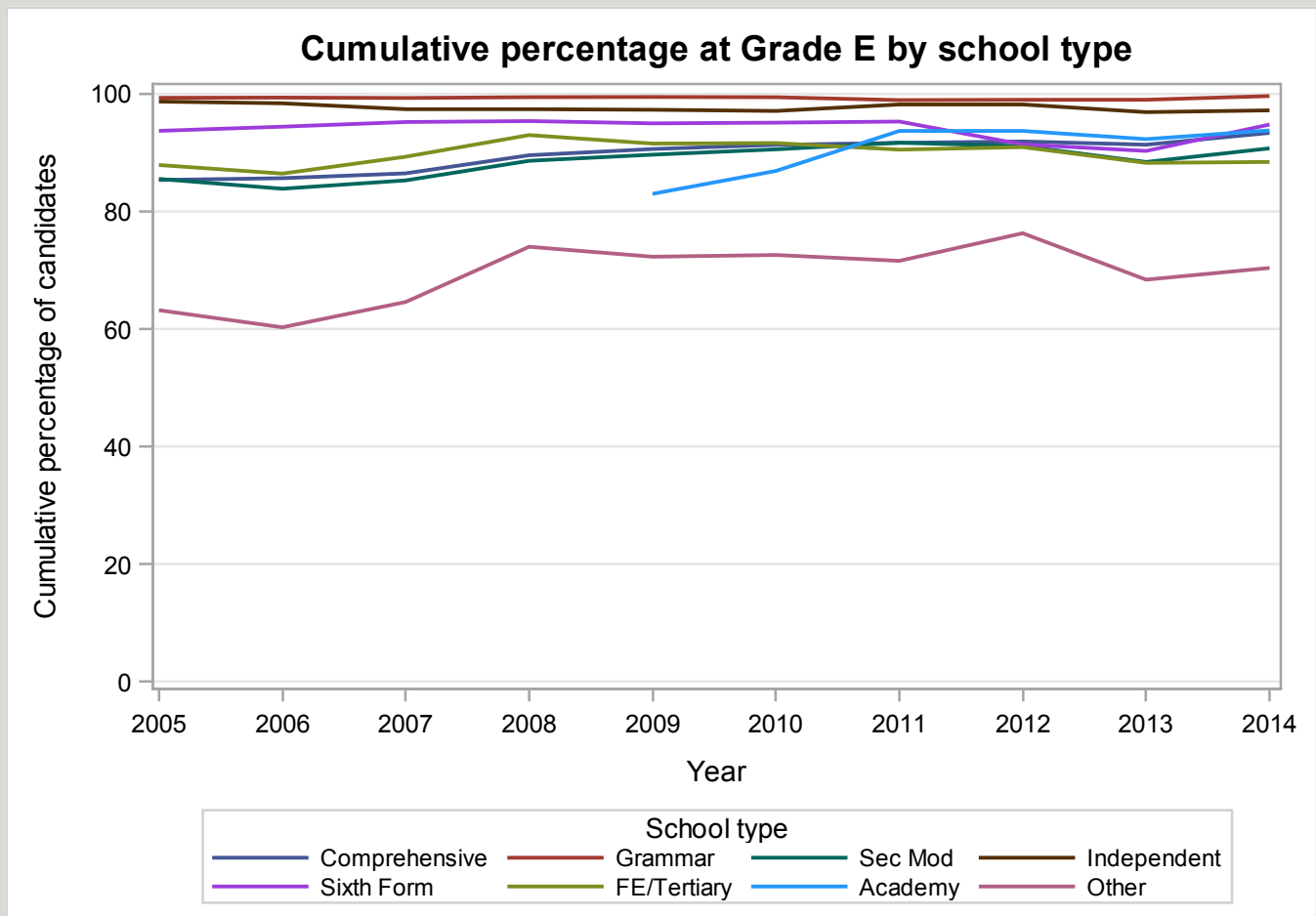
## GCSE COMBINED SCIENCE Grade E by school type 2005-2014

### Cumulative Percentages

School type	2005	2006	2007	2008	2009	2010	2011	2012	2013	2014
Comprehensive	85.4	85.7	86.5	89.6	90.6	91.3	91.7	91.9	91.4	93.4
Grammar	99.3	99.4	99.3	99.4	99.5	99.4	98.9	99.0	99.0	99.6
Sec Mod	85.5	83.9	85.3	88.6	89.7	90.6	91.7	91.1	88.4	90.7
Independent	98.7	98.4	97.4	97.4	97.3	97.1	98.2	98.2	96.9	97.2
Sixth Form	93.7	94.4	95.2	95.4	95.0	95.1	95.3	91.4	90.3	94.8
FE/Tertiary	87.9	86.4	89.3	93.0	91.5	91.6	90.5	90.9	88.3	88.4
Academy	.	.	.	.	83.0	86.9	93.7	93.7	92.3	93.8
Other	63.2	60.3	64.6	74.0	72.3	72.6	71.6	76.3	68.4	70.4

### Cumulative Numbers

School type	2005	2006	2007	2008	2009	2010	2011	2012	2013	2014
Comprehensive	774756	766998	806312	761729	686999	612077	435778	466524	366304	326903
Grammar	45410	45541	46515	35027	29159	26829	14607	15026	6488	5963
Sec Mod	49724	46847	51389	48289	46655	43362	31020	29594	24989	22323
Independent	56251	58367	63974	46941	40918	40108	35870	38546	26759	25976
Sixth Form	1550	1693	2010	2065	1933	2022	2025	2202	2336	2565
FE/Tertiary	2797	3010	3219	3412	4409	5029	4573	4652	4544	5041
Academy	.	.	.	.	19816	25032	138461	230911	243661	257319
Other	3460	3279	3941	7818	4775	5768	6225	8880	6040	6737

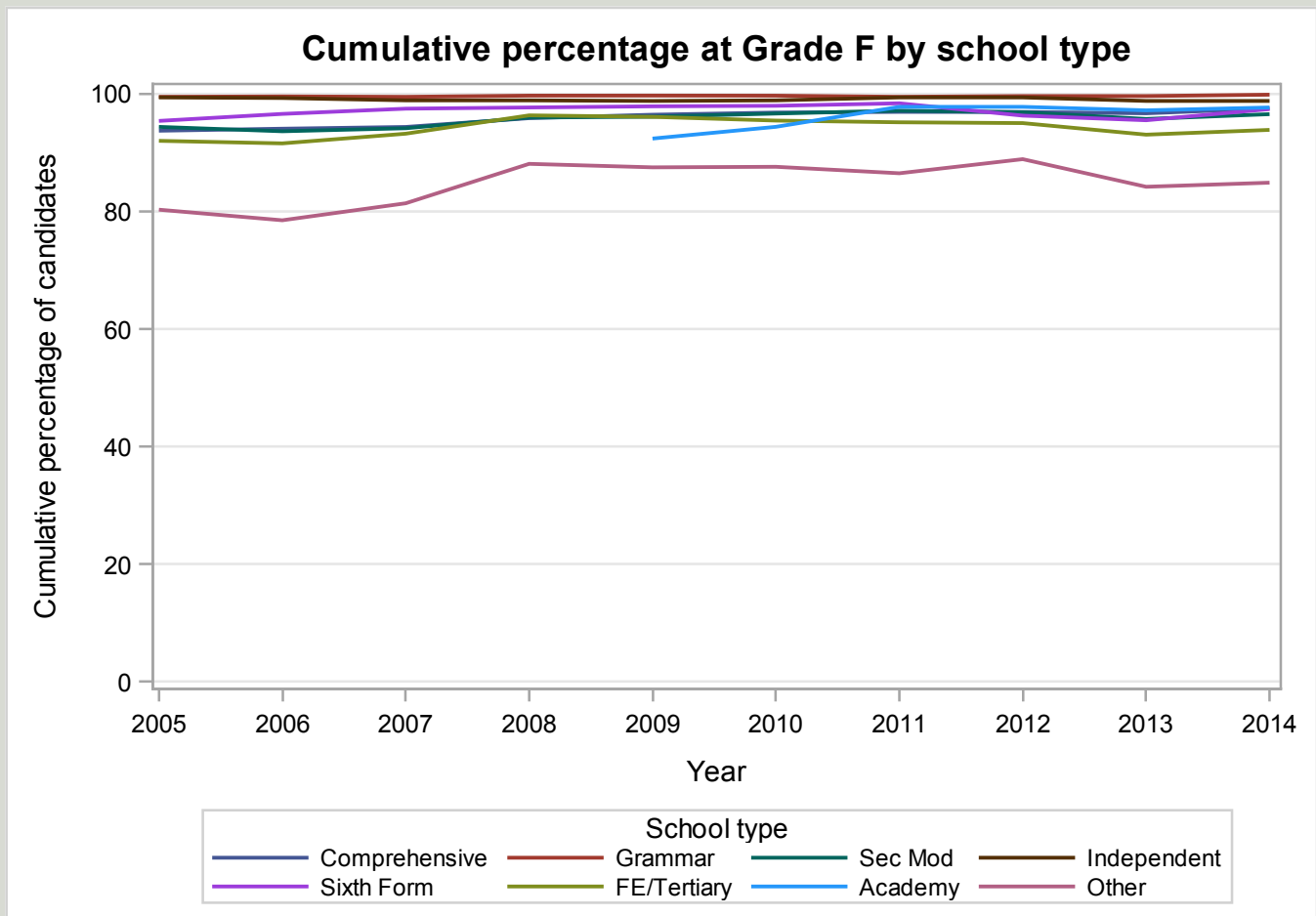


## GCSE COMBINED SCIENCE Grade F by school type 2005-2014 Cumulative Percentages

School type	2005	2006	2007	2008	2009	2010	2011	2012	2013	2014
Comprehensive	93.7	94.1	94.4	95.9	96.5	96.8	96.9	96.9	96.7	97.5
Grammar	99.5	99.6	99.5	99.7	99.7	99.7	99.5	99.6	99.6	99.9
Sec Mod	94.4	93.6	94.2	96.0	96.1	96.7	97.1	96.9	95.7	96.6
Independent	99.4	99.3	98.9	98.9	98.8	98.9	99.4	99.4	98.8	98.8
Sixth Form	95.4	96.6	97.5	97.7	97.9	98.0	98.4	96.3	95.5	97.4
FE/Tertiary	92.0	91.6	93.2	96.3	96.1	95.5	95.2	95.0	93.1	93.9
Academy	.	.	.	.	92.4	94.4	97.8	97.8	97.2	97.7
Other	80.3	78.5	81.4	88.1	87.5	87.6	86.5	88.9	84.2	84.9

### Cumulative Numbers

School type	2005	2006	2007	2008	2009	2010	2011	2012	2013	2014
Comprehensive	850793	842370	879907	815402	731272	648871	460831	491968	387700	341434
Grammar	45486	45631	46608	35120	29228	26901	14690	15122	6529	5977
Sec Mod	54872	52308	56731	52300	50017	46277	32863	31466	27057	23754
Independent	56650	58901	64959	47664	41548	40852	36308	39017	27284	26403
Sixth Form	1578	1732	2058	2115	1992	2083	2091	2320	2471	2636
FE/Tertiary	2928	3189	3360	3535	4628	5239	4808	4861	4791	5352
Academy	.	.	.	.	22061	27193	144520	241014	256594	268023
Other	4396	4269	4965	9308	5779	6960	7520	10346	7435	8125



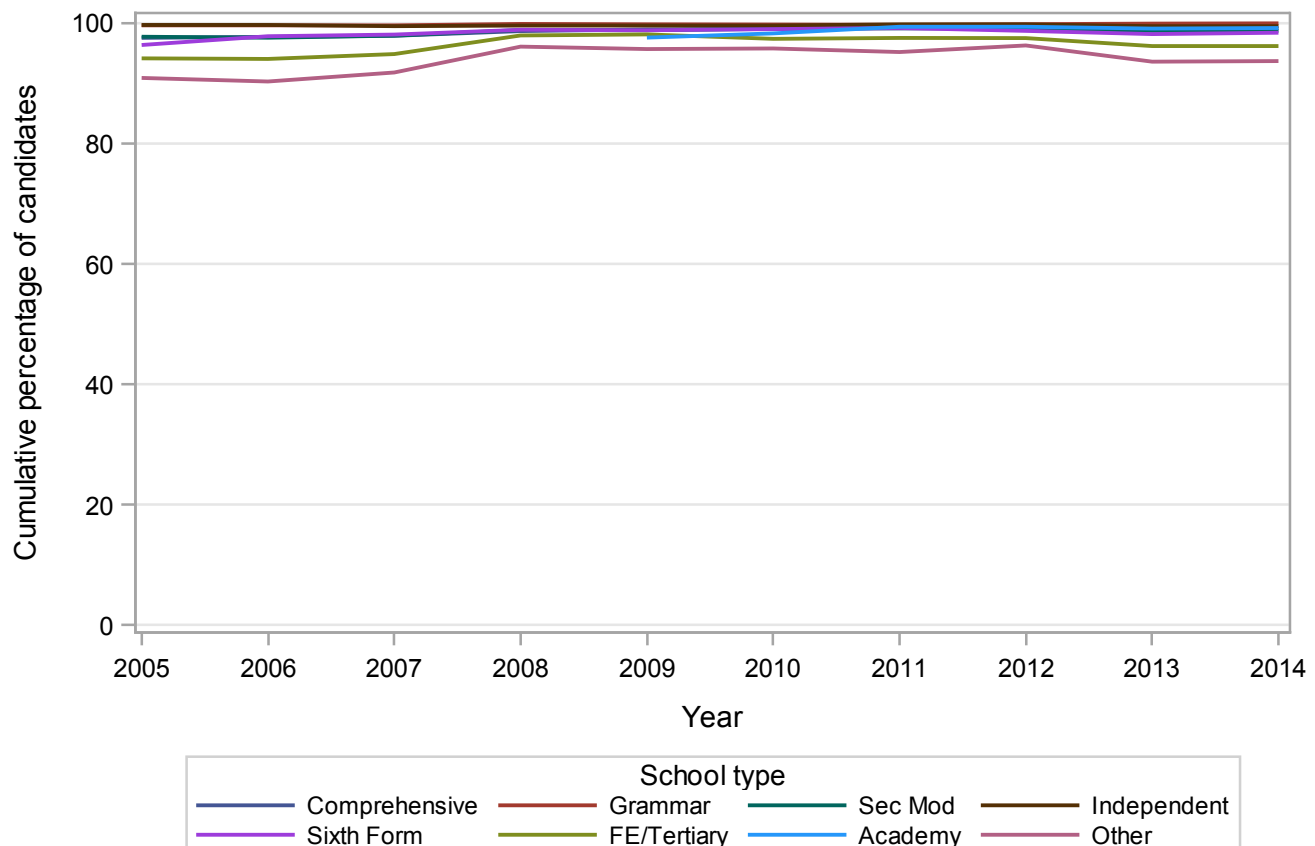
## GCSE COMBINED SCIENCE Grade G by school type 2005-2014 Cumulative Percentages

School type	2005	2006	2007	2008	2009	2010	2011	2012	2013	2014
Comprehensive	97.6	97.7	97.9	98.7	99.0	99.1	99.1	99.1	98.9	99.1
Grammar	99.6	99.6	99.6	99.9	99.8	99.8	99.7	99.8	99.9	100.0
Sec Mod	97.7	97.6	97.9	98.9	98.8	99.1	99.2	99.2	98.7	98.7
Independent	99.7	99.7	99.5	99.6	99.6	99.6	99.8	99.8	99.5	99.5
Sixth Form	96.4	97.8	98.1	98.9	98.8	99.0	99.2	98.7	98.2	98.4
FE/Tertiary	94.2	94.1	94.9	98.0	98.1	97.4	97.5	97.5	96.2	96.2
Academy	.	.	.	.	97.6	98.3	99.4	99.4	99.1	99.2
Other	90.9	90.3	91.8	96.1	95.7	95.8	95.2	96.3	93.6	93.7

### Cumulative Numbers

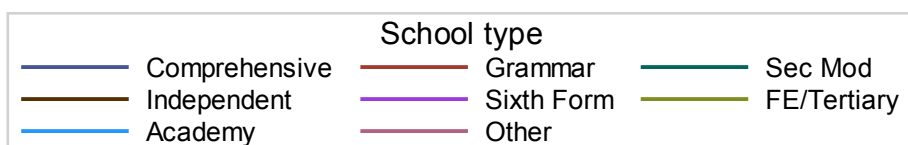
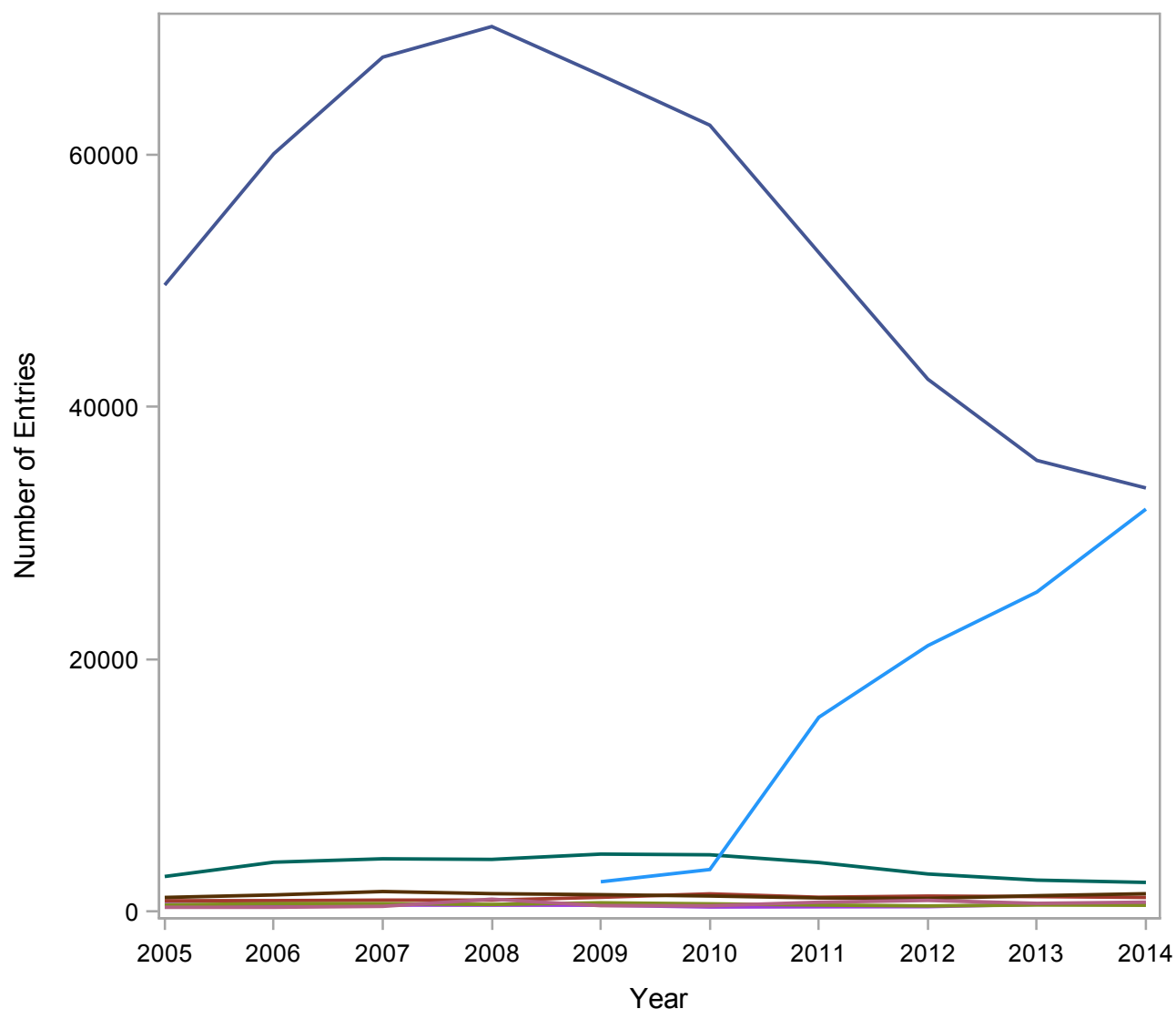
School type	2005	2006	2007	2008	2009	2010	2011	2012	2013	2014
Comprehensive	885456	875015	912756	839261	750173	663796	471152	503070	396568	347036
Grammar	45547	45662	46670	35178	29257	26920	14723	15152	6548	5983
Sec Mod	56819	54508	59000	53871	51423	47423	33567	32212	27903	24290
Independent	56821	59138	65354	48001	41885	41141	36454	39174	27477	26590
Sixth Form	1594	1754	2071	2141	2011	2105	2108	2378	2540	2663
FE/Tertiary	2996	3275	3419	3594	4726	5345	4928	4988	4952	5484
Academy	.	.	.	.	23302	28316	146884	244957	261606	272151
Other	4976	4911	5600	10153	6320	7611	8277	11207	8265	8967

### Cumulative percentage at Grade G by school type



## Numbers of GCSE entries in COMMUNICATION STUDIES by school type 2005-2014

School type	2005	2006	2007	2008	2009	2010	2011	2012	2013	2014
Comprehensive	49645	60046	67703	70129	66276	62312	52215	42182	35749	33564
Grammar	856	864	904	903	1128	1400	1131	1225	1186	1119
Sec Mod	2777	3911	4180	4132	4551	4498	3886	2975	2489	2308
Independent	1117	1316	1585	1417	1335	1231	1078	1042	1255	1413
Sixth Form	564	498	511	507	502	359	376	387	570	624
FE/Tertiary	529	624	623	564	693	611	516	444	520	498
Academy	.	.	.	.	2360	3330	15392	21070	25318	31885
Other	335	339	412	978	465	458	738	882	648	742



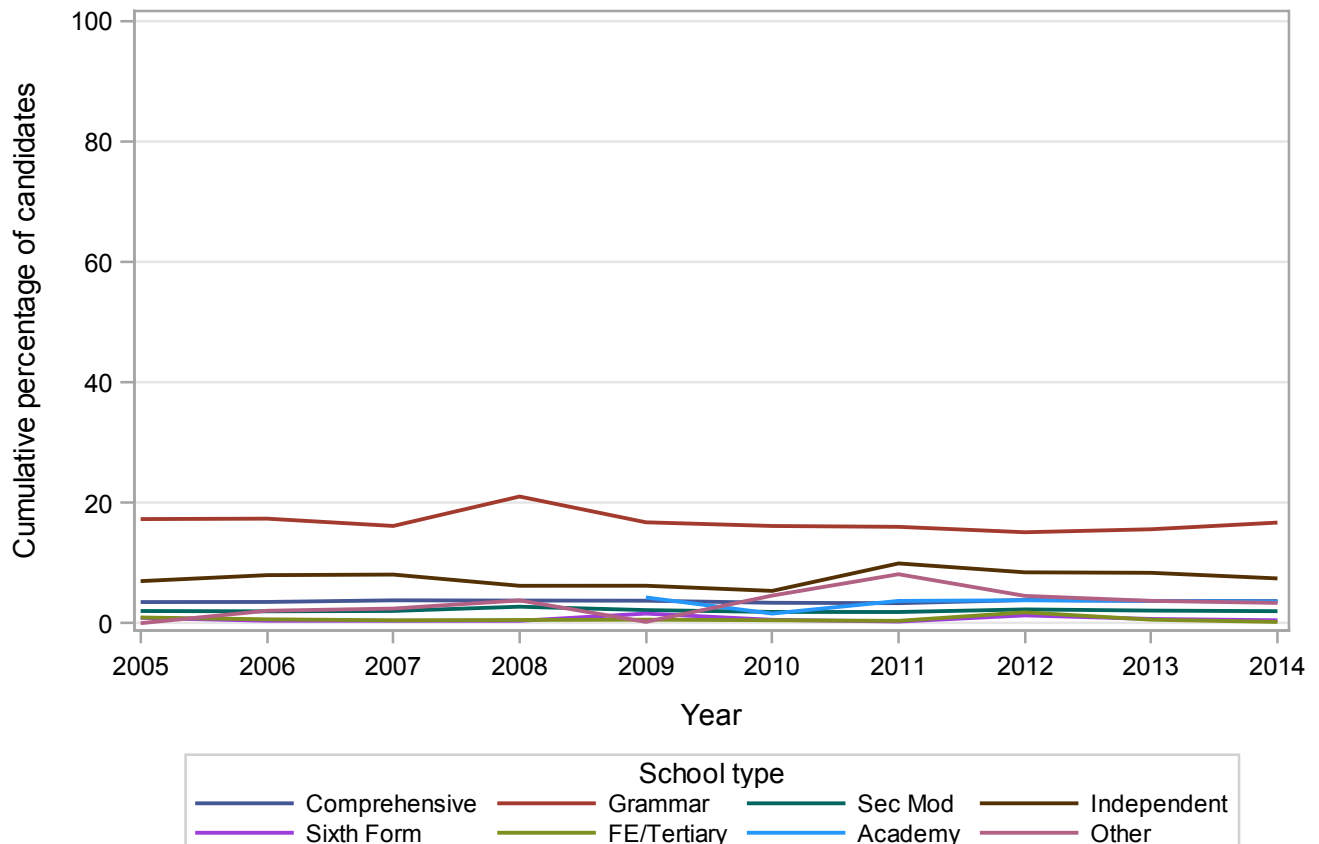
## GCSE COMMUNICATION STUDIES Grade A\* by school type 2005-2014 Cumulative Percentages

School type	2005	2006	2007	2008	2009	2010	2011	2012	2013	2014
Comprehensive	3.5	3.5	3.8	3.8	3.7	3.4	3.3	3.8	3.7	3.7
Grammar	17.3	17.4	16.2	21.0	16.8	16.1	16.0	15.1	15.6	16.7
Sec Mod	2.0	2.0	2.0	2.7	2.2	1.9	1.9	2.3	2.1	2.0
Independent	7.0	8.0	8.1	6.2	6.2	5.4	9.9	8.4	8.4	7.4
Sixth Form	0.9	0.4	0.4	0.4	1.6	0.6	0.3	1.3	0.7	0.5
FE/Tertiary	0.9	0.6	0.5	0.5	0.6	0.5	0.4	1.8	0.6	0.2
Academy	.	.	.	.	4.3	1.6	3.7	3.8	3.7	3.6
Other	0.0	2.1	2.4	3.8	0.2	4.6	8.1	4.5	3.7	3.4

### Cumulative Numbers

School type	2005	2006	2007	2008	2009	2010	2011	2012	2013	2014
Comprehensive	1740	2115	2569	2636	2474	2110	1733	1622	1324	1232
Grammar	148	150	146	190	189	226	181	185	185	187
Sec Mod	56	77	85	113	99	84	72	68	52	46
Independent	78	105	128	88	83	66	107	88	105	105
Sixth Form	5	2	2	2	8	2	1	5	4	3
FE/Tertiary	5	4	3	3	4	3	2	8	3	1
Academy	.	.	.	.	101	53	570	801	937	1147
Other	0	7	10	37	1	21	60	40	24	25

### Cumulative percentage at Grade A\* by school type



# GCSE COMMUNICATION STUDIES Grade A by school type 2005-2014

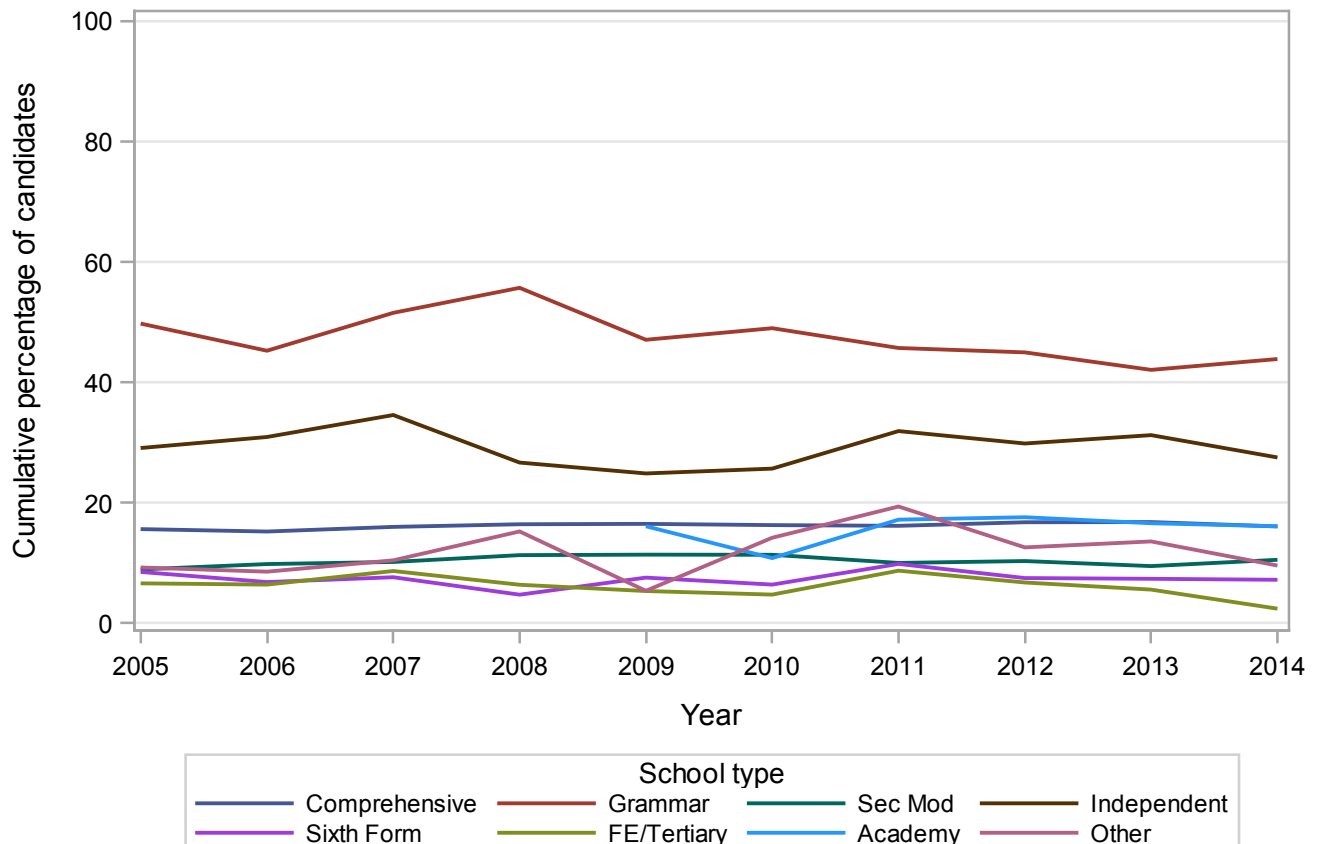
## Cumulative Percentages

School type	2005	2006	2007	2008	2009	2010	2011	2012	2013	2014
Comprehensive	15.6	15.2	16.0	16.4	16.5	16.3	16.2	16.8	16.8	16.1
Grammar	49.8	45.3	51.5	55.7	47.1	49.0	45.7	45.0	42.1	43.9
Sec Mod	8.9	9.8	10.2	11.3	11.4	11.4	10.0	10.3	9.5	10.5
Independent	29.1	30.9	34.6	26.7	24.9	25.7	31.9	29.8	31.2	27.5
Sixth Form	8.5	6.8	7.6	4.7	7.6	6.4	9.8	7.5	7.4	7.2
FE/Tertiary	6.6	6.4	8.7	6.4	5.3	4.7	8.7	6.8	5.6	2.4
Academy	.	.	.	.	16.1	10.8	17.2	17.6	16.6	16.1
Other	9.3	8.6	10.4	15.2	5.4	14.2	19.4	12.6	13.6	9.6

## Cumulative Numbers

School type	2005	2006	2007	2008	2009	2010	2011	2012	2013	2014
Comprehensive	7757	9142	10828	11524	10931	10150	8443	7071	6004	5393
Grammar	426	391	466	503	531	686	517	551	499	491
Sec Mod	248	384	425	467	518	511	389	307	236	243
Independent	325	407	548	378	332	316	344	311	392	389
Sixth Form	48	34	39	24	38	23	37	29	42	45
FE/Tertiary	35	40	54	36	37	29	45	30	29	12
Academy	.	.	.	.	380	360	2647	3708	4203	5132
Other	31	29	43	149	25	65	143	111	88	71

### Cumulative percentage at Grade A by school type



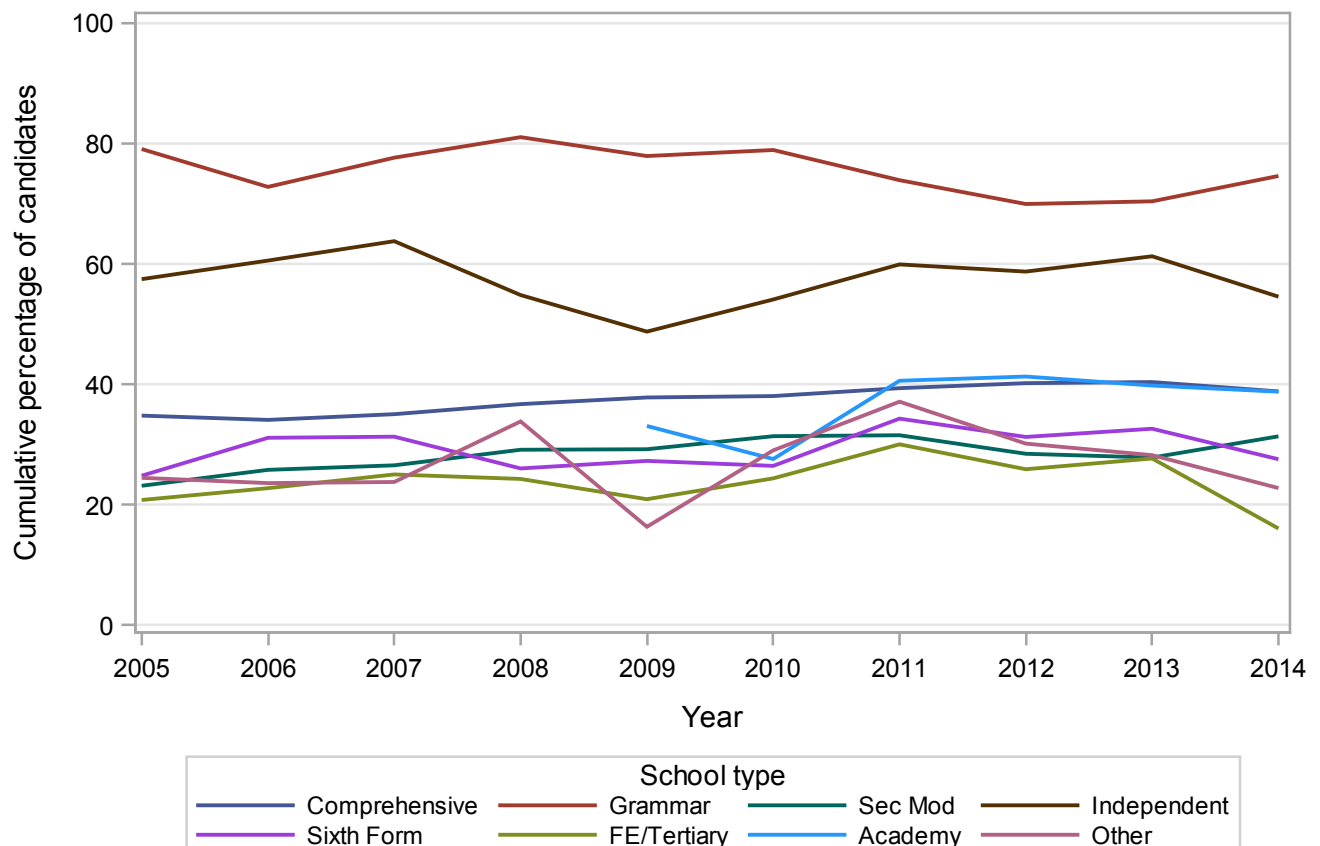
## GCSE COMMUNICATION STUDIES Grade B by school type 2005-2014 Cumulative Percentages

School type	2005	2006	2007	2008	2009	2010	2011	2012	2013	2014
Comprehensive	34.8	34.1	35.0	36.7	37.8	38.1	39.4	40.2	40.4	38.8
Grammar	79.1	72.8	77.7	81.1	77.9	78.9	73.9	70.0	70.4	74.6
Sec Mod	23.2	25.8	26.6	29.1	29.2	31.4	31.5	28.5	27.8	31.4
Independent	57.5	60.6	63.8	54.8	48.8	54.1	59.9	58.7	61.3	54.6
Sixth Form	24.8	31.1	31.3	26.0	27.3	26.5	34.3	31.3	32.6	27.6
FE/Tertiary	20.8	22.8	25.0	24.3	20.9	24.4	30.0	25.9	27.7	16.1
Academy	.	.	.	.	33.1	27.6	40.6	41.3	39.8	38.8
Other	24.5	23.6	23.8	33.8	16.3	29.0	37.1	30.2	28.2	22.8

### Cumulative Numbers

School type	2005	2006	2007	2008	2009	2010	2011	2012	2013	2014
Comprehensive	17281	20474	23729	25751	25067	23714	20557	16957	14437	13033
Grammar	677	629	702	732	879	1105	836	857	835	835
Sec Mod	643	1009	1110	1204	1330	1412	1226	847	693	724
Independent	642	797	1011	777	651	666	646	612	769	771
Sixth Form	140	155	160	132	137	95	129	121	186	172
FE/Tertiary	110	142	156	137	145	149	155	115	144	80
Academy	.	.	.	.	781	919	6249	8702	10077	12367
Other	82	80	98	331	76	133	274	266	183	169

### Cumulative percentage at Grade B by school type



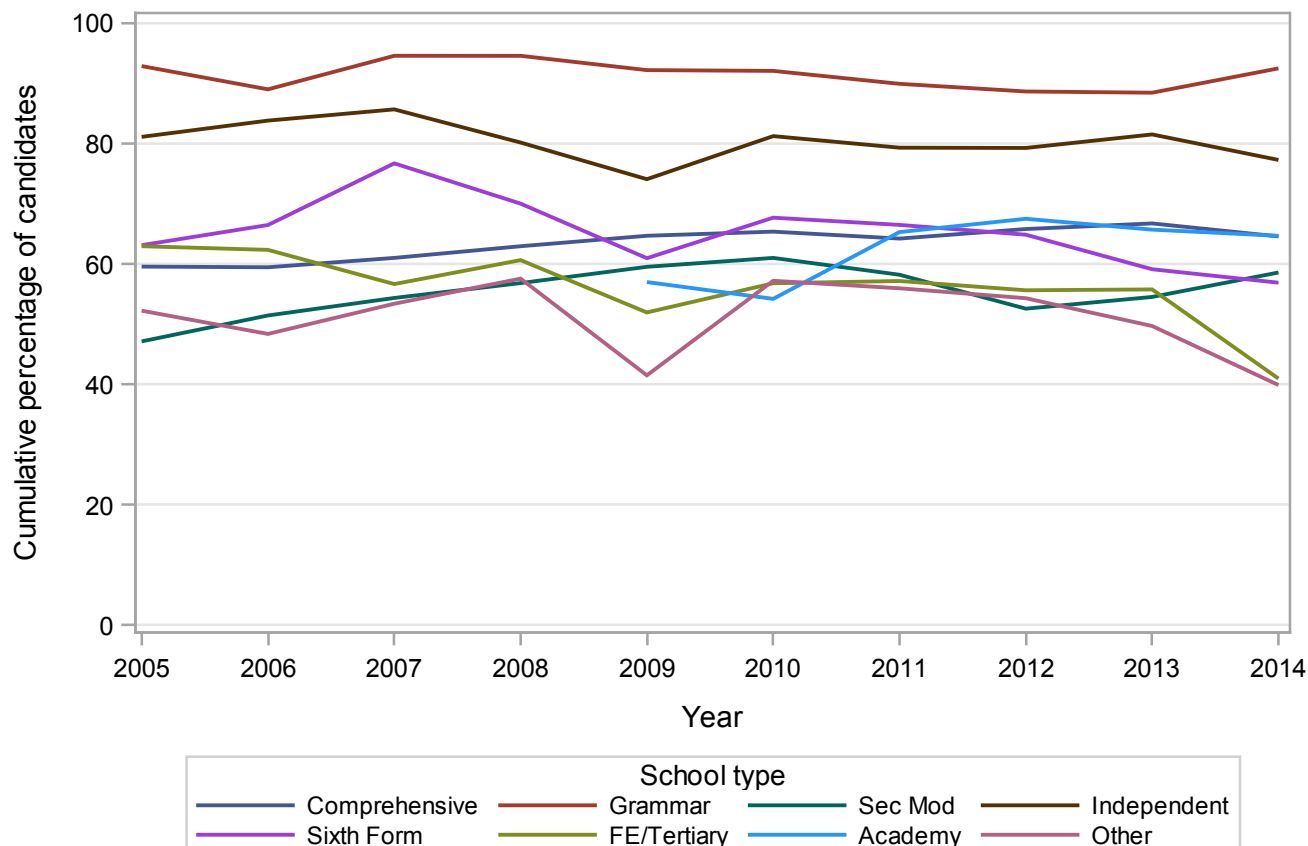
## GCSE COMMUNICATION STUDIES Grade C by school type 2005-2014 Cumulative Percentages

School type	2005	2006	2007	2008	2009	2010	2011	2012	2013	2014
Comprehensive	59.6	59.4	61.0	62.9	64.7	65.4	64.2	65.8	66.7	64.6
Grammar	92.9	89.0	94.6	94.6	92.2	92.1	89.9	88.7	88.4	92.5
Sec Mod	47.1	51.4	54.4	56.8	59.5	61.0	58.2	52.6	54.5	58.6
Independent	81.1	83.8	85.7	80.2	74.1	81.2	79.3	79.3	81.5	77.3
Sixth Form	63.1	66.5	76.7	70.0	61.0	67.7	66.5	64.9	59.1	56.9
FE/Tertiary	62.9	62.3	56.7	60.6	51.9	56.8	57.2	55.6	55.8	41.0
Academy	.	.	.	.	57.0	54.2	65.3	67.5	65.7	64.7
Other	52.2	48.4	53.4	57.6	41.5	57.2	56.0	54.3	49.7	39.9

### Cumulative Numbers

School type	2005	2006	2007	2008	2009	2010	2011	2012	2013	2014
Comprehensive	29569	35697	41304	44144	42870	40733	33532	27758	23856	21674
Grammar	795	769	855	854	1040	1289	1017	1086	1049	1035
Sec Mod	1309	2012	2272	2348	2709	2744	2262	1564	1357	1352
Independent	906	1103	1358	1136	989	1000	855	826	1023	1092
Sixth Form	356	331	392	355	306	243	250	251	337	355
FE/Tertiary	333	389	353	342	360	347	295	247	290	204
Academy	.	.	.	.	1345	1805	10051	14222	16634	20623
Other	175	164	220	563	193	262	413	479	322	296

### Cumulative percentage at Grade C by school type





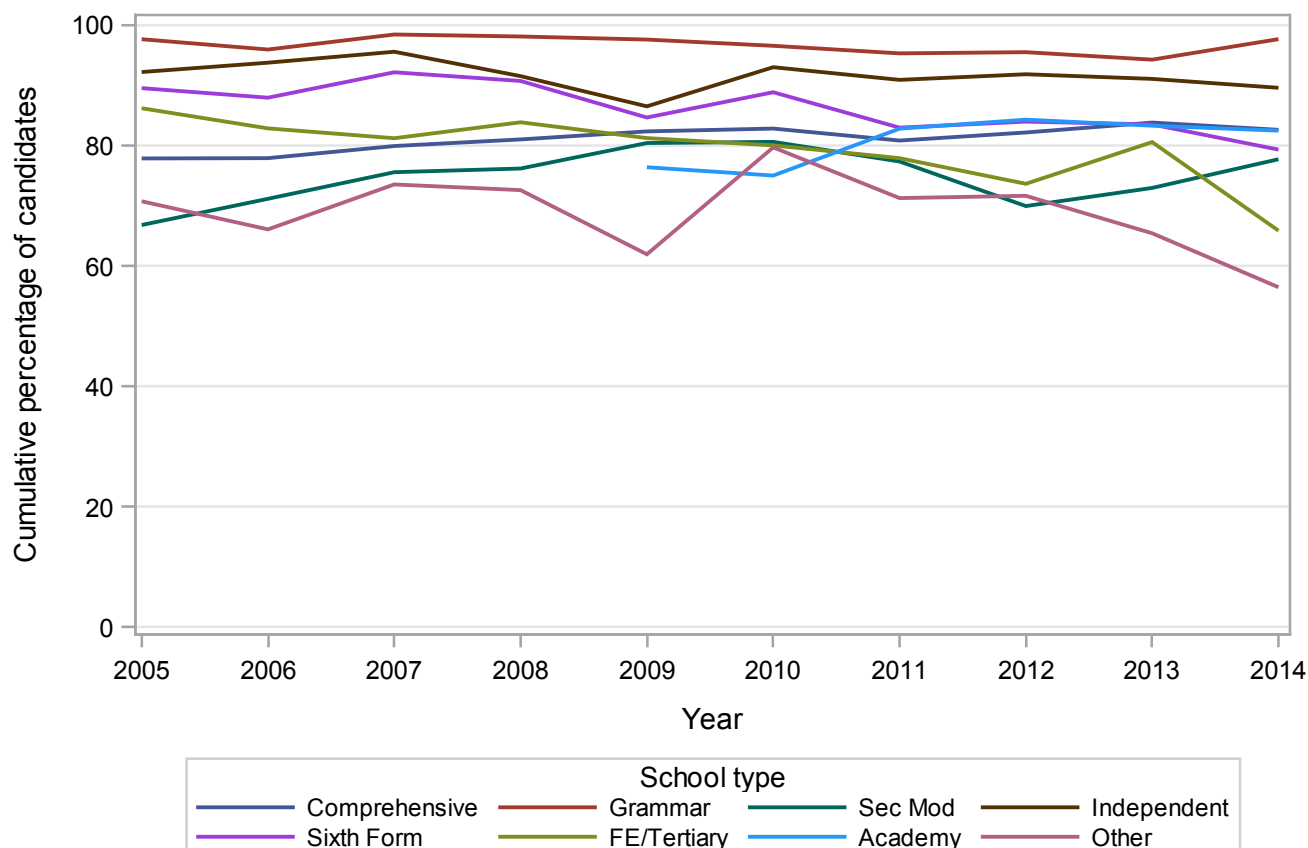
## GCSE COMMUNICATION STUDIES Grade D by school type 2005-2014 Cumulative Percentages

School type	2005	2006	2007	2008	2009	2010	2011	2012	2013	2014
Comprehensive	77.9	77.9	79.9	81.0	82.4	82.8	80.8	82.2	83.8	82.6
Grammar	97.7	95.9	98.5	98.1	97.6	96.6	95.3	95.5	94.3	97.7
Sec Mod	66.8	71.2	75.6	76.2	80.4	80.6	77.4	69.9	73.0	77.7
Independent	92.2	93.8	95.6	91.5	86.5	93.0	90.9	91.8	91.1	89.6
Sixth Form	89.5	88.0	92.2	90.7	84.7	88.9	83.0	84.0	83.5	79.3
FE/Tertiary	86.2	82.9	81.2	83.9	81.2	80.0	77.9	73.6	80.6	65.9
Academy	.	.	.	.	76.4	75.0	82.8	84.3	83.3	82.5
Other	70.7	66.1	73.5	72.6	61.9	79.7	71.3	71.7	65.4	56.5

### Cumulative Numbers

School type	2005	2006	2007	2008	2009	2010	2011	2012	2013	2014
Comprehensive	38654	46781	54109	56817	54579	51607	42208	34662	29964	27729
Grammar	836	829	890	886	1101	1352	1078	1170	1118	1093
Sec Mod	1855	2783	3159	3148	3660	3626	3006	2081	1816	1794
Independent	1030	1234	1515	1297	1155	1145	980	957	1143	1266
Sixth Form	505	438	471	460	425	319	312	325	476	495
FE/Tertiary	456	517	506	473	563	489	402	327	419	328
Academy	.	.	.	.	1803	2498	12745	17762	21090	26297
Other	237	224	303	710	288	365	526	632	424	419

### Cumulative percentage at Grade D by school type

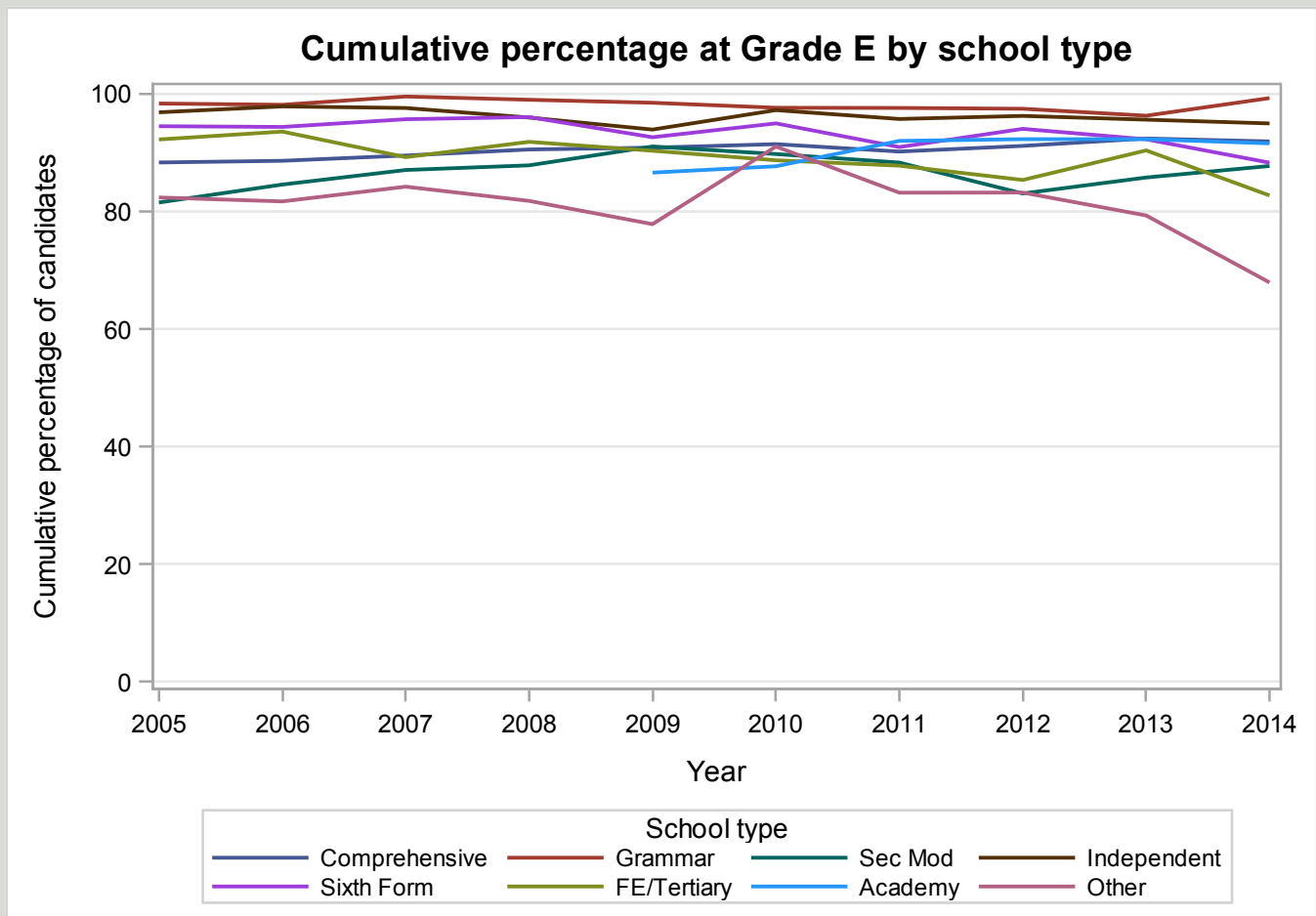


## GCSE COMMUNICATION STUDIES Grade E by school type 2005-2014 Cumulative Percentages

School type	2005	2006	2007	2008	2009	2010	2011	2012	2013	2014
Comprehensive	88.3	88.6	89.5	90.5	90.9	91.5	90.2	91.2	92.4	91.9
Grammar	98.4	98.1	99.6	99.0	98.5	97.6	97.6	97.5	96.3	99.3
Sec Mod	81.5	84.6	87.1	87.9	91.1	89.8	88.3	83.1	85.8	87.7
Independent	96.9	97.9	97.6	96.0	93.9	97.2	95.7	96.3	95.6	95.0
Sixth Form	94.5	94.4	95.7	96.1	92.6	95.0	91.0	94.1	92.3	88.3
FE/Tertiary	92.2	93.6	89.2	91.8	90.3	88.7	87.8	85.4	90.4	82.7
Academy	.	.	.	.	86.6	87.7	92.0	92.3	92.3	91.6
Other	82.4	81.7	84.2	81.8	77.8	91.0	83.2	83.2	79.3	67.9

### Cumulative Numbers

School type	2005	2006	2007	2008	2009	2010	2011	2012	2013	2014
Comprehensive	43854	53214	60608	63499	60216	56986	47093	38450	33037	30851
Grammar	842	848	900	894	1111	1367	1104	1194	1142	1111
Sec Mod	2264	3308	3639	3630	4144	4038	3432	2471	2135	2025
Independent	1082	1288	1547	1360	1254	1197	1032	1003	1200	1342
Sixth Form	533	470	489	487	465	341	342	364	526	551
FE/Tertiary	488	584	556	518	626	542	453	379	470	412
Academy	.	.	.	.	2044	2920	14161	19448	23369	29202
Other	276	277	347	800	362	417	614	734	514	504



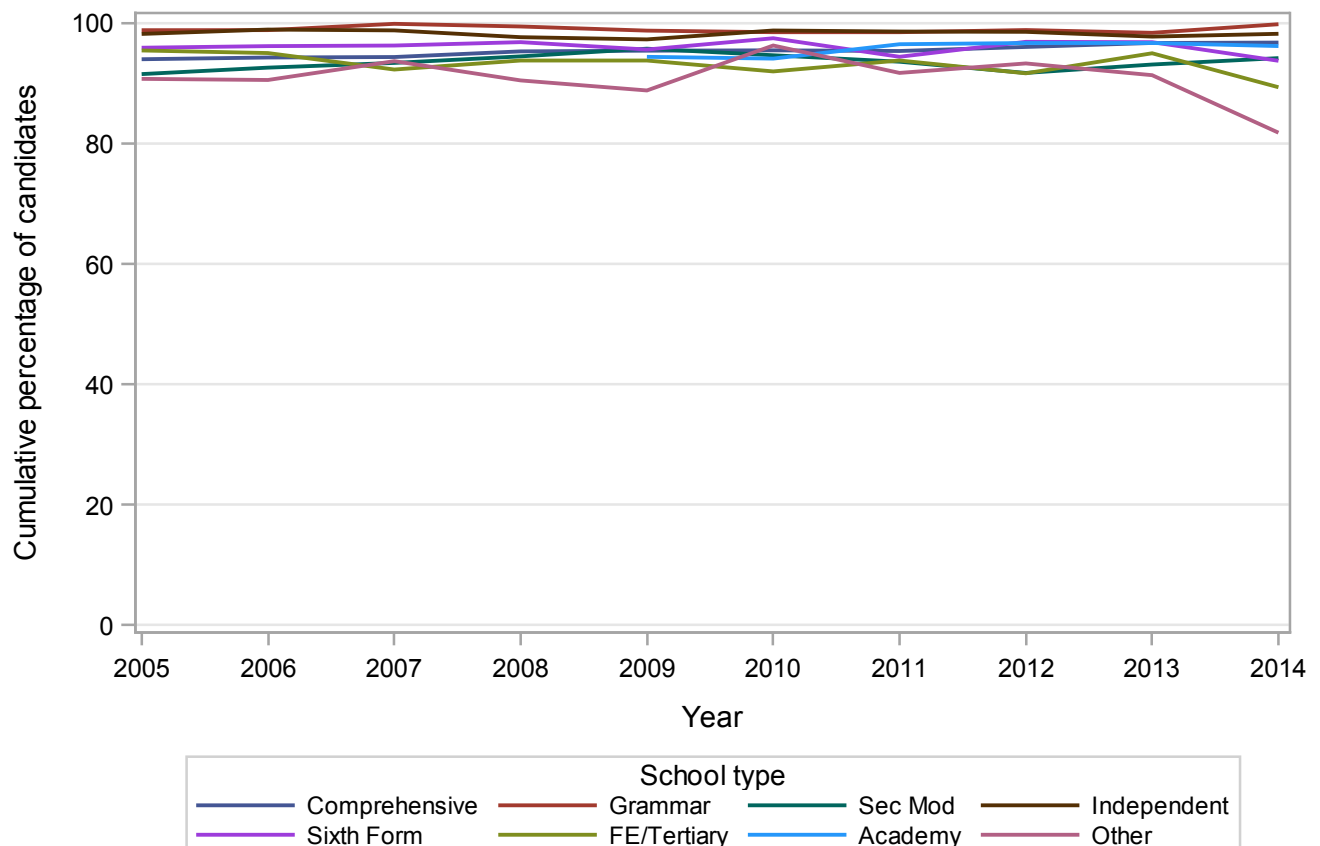
## GCSE COMMUNICATION STUDIES Grade F by school type 2005-2014 Cumulative Percentages

School type	2005	2006	2007	2008	2009	2010	2011	2012	2013	2014
Comprehensive	94.0	94.3	94.4	95.3	95.4	95.5	95.4	96.1	96.7	96.8
Grammar	98.8	98.8	99.9	99.4	98.8	98.5	98.5	98.9	98.4	99.8
Sec Mod	91.5	92.6	93.4	94.5	95.8	94.7	93.6	91.7	93.1	94.2
Independent	98.2	98.9	98.8	97.7	97.3	98.8	98.6	98.6	97.8	98.2
Sixth Form	95.9	96.2	96.3	96.8	95.6	97.5	94.4	96.9	96.8	93.8
FE/Tertiary	95.5	95.0	92.3	93.8	93.8	92.0	93.8	91.7	95.0	89.4
Academy	.	.	.	.	94.4	94.1	96.5	96.7	96.7	96.2
Other	90.7	90.6	93.7	90.5	88.8	96.3	91.7	93.3	91.4	81.8

### Cumulative Numbers

School type	2005	2006	2007	2008	2009	2010	2011	2012	2013	2014
Comprehensive	46669	56621	63894	66843	63246	59499	49800	40516	34572	32481
Grammar	846	854	903	898	1114	1379	1114	1211	1167	1117
Sec Mod	2542	3622	3904	3904	4358	4258	3637	2729	2318	2174
Independent	1097	1302	1566	1384	1299	1216	1063	1027	1227	1388
Sixth Form	541	479	492	491	480	350	355	375	552	585
FE/Tertiary	505	593	575	529	650	562	484	407	494	445
Academy	.	.	.	.	2228	3134	14853	20375	24483	30672
Other	304	307	386	885	413	441	677	823	592	607

### Cumulative percentage at Grade F by school type



# GCSE COMMUNICATION STUDIES Grade G by school type 2005-2014

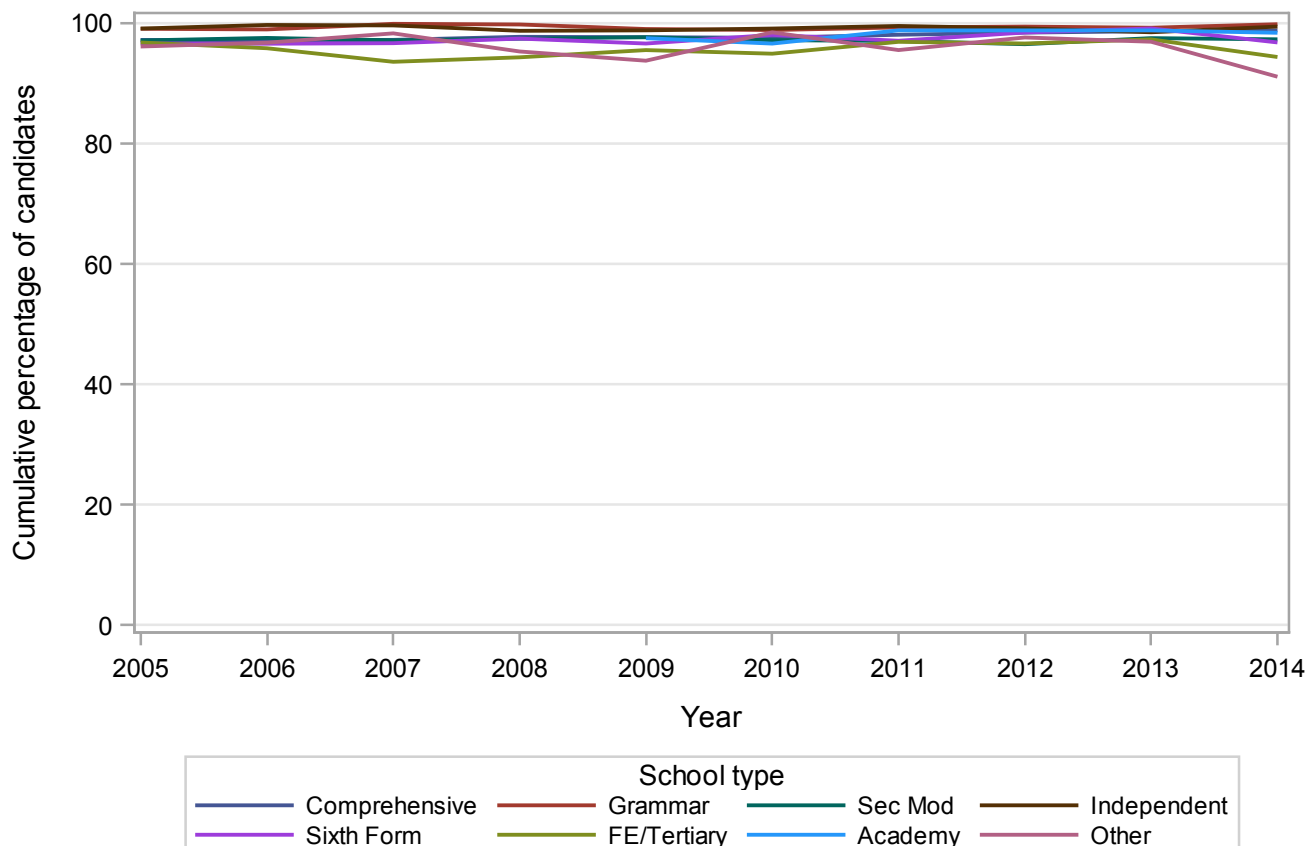
## Cumulative Percentages

School type	2005	2006	2007	2008	2009	2010	2011	2012	2013	2014
Comprehensive	97.2	97.1	97.2	97.7	97.7	97.6	98.1	98.4	98.7	98.8
Grammar	99.1	99.0	99.9	99.8	99.0	98.9	99.3	99.4	99.2	99.8
Sec Mod	97.1	97.5	97.2	97.4	97.7	97.2	97.0	96.5	97.5	97.3
Independent	99.1	99.7	99.6	98.7	98.8	99.1	99.5	99.1	98.5	99.4
Sixth Form	96.6	96.6	96.7	97.4	96.6	98.1	97.1	98.4	99.1	96.8
FE/Tertiary	96.8	95.8	93.6	94.3	95.5	94.9	96.9	96.6	97.3	94.4
Academy	.	.	.	.	97.5	96.6	98.8	98.8	98.8	98.4
Other	96.1	96.8	98.3	95.3	93.8	98.5	95.5	97.6	96.9	91.1

## Cumulative Numbers

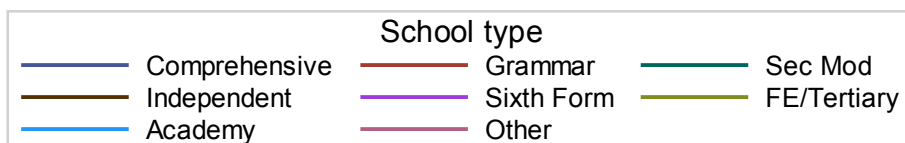
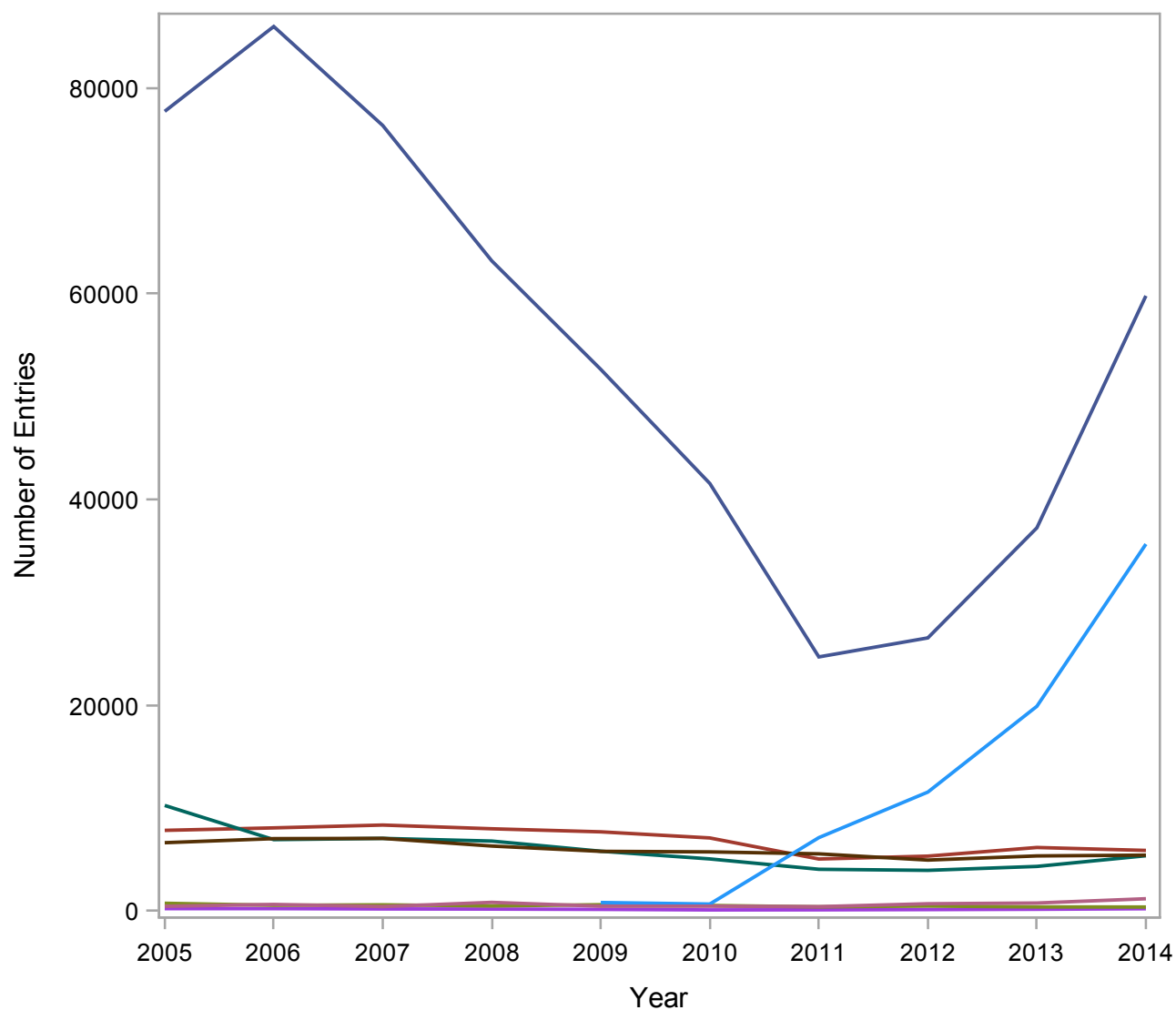
School type	2005	2006	2007	2008	2009	2010	2011	2012	2013	2014
Comprehensive	48262	58329	65821	68537	64728	60801	51209	41520	35271	33161
Grammar	848	855	903	901	1117	1384	1123	1218	1177	1117
Sec Mod	2697	3815	4061	4025	4445	4371	3771	2871	2427	2246
Independent	1107	1312	1579	1399	1319	1220	1073	1033	1236	1405
Sixth Form	545	481	494	494	485	352	365	381	565	604
FE/Tertiary	512	598	583	532	662	580	500	429	506	470
Academy	.	.	.	.	2301	3217	15207	20817	25014	31375
Other	322	328	405	932	436	451	705	861	628	676

### Cumulative percentage at Grade G by school type



## Numbers of GCSE entries in COMPUTING/INFORMATION by school type 2005-2014

School type	2005	2006	2007	2008	2009	2010	2011	2012	2013	2014
Comprehensive	77718	85967	76343	63184	52633	41542	24682	26531	37230	59785
Grammar	7820	8061	8337	7974	7675	7082	5034	5315	6154	5868
Sec Mod	10242	6918	7039	6780	5790	5043	4036	3932	4314	5352
Independent	6620	7016	7040	6296	5780	5727	5536	4931	5336	5409
Sixth Form	211	209	180	167	138	86	95	117	149	200
FE/Tertiary	731	536	581	474	593	518	386	462	376	365
Academy	.	.	.	.	805	657	7112	11542	19882	35647
Other	433	617	410	818	447	448	403	684	756	1172



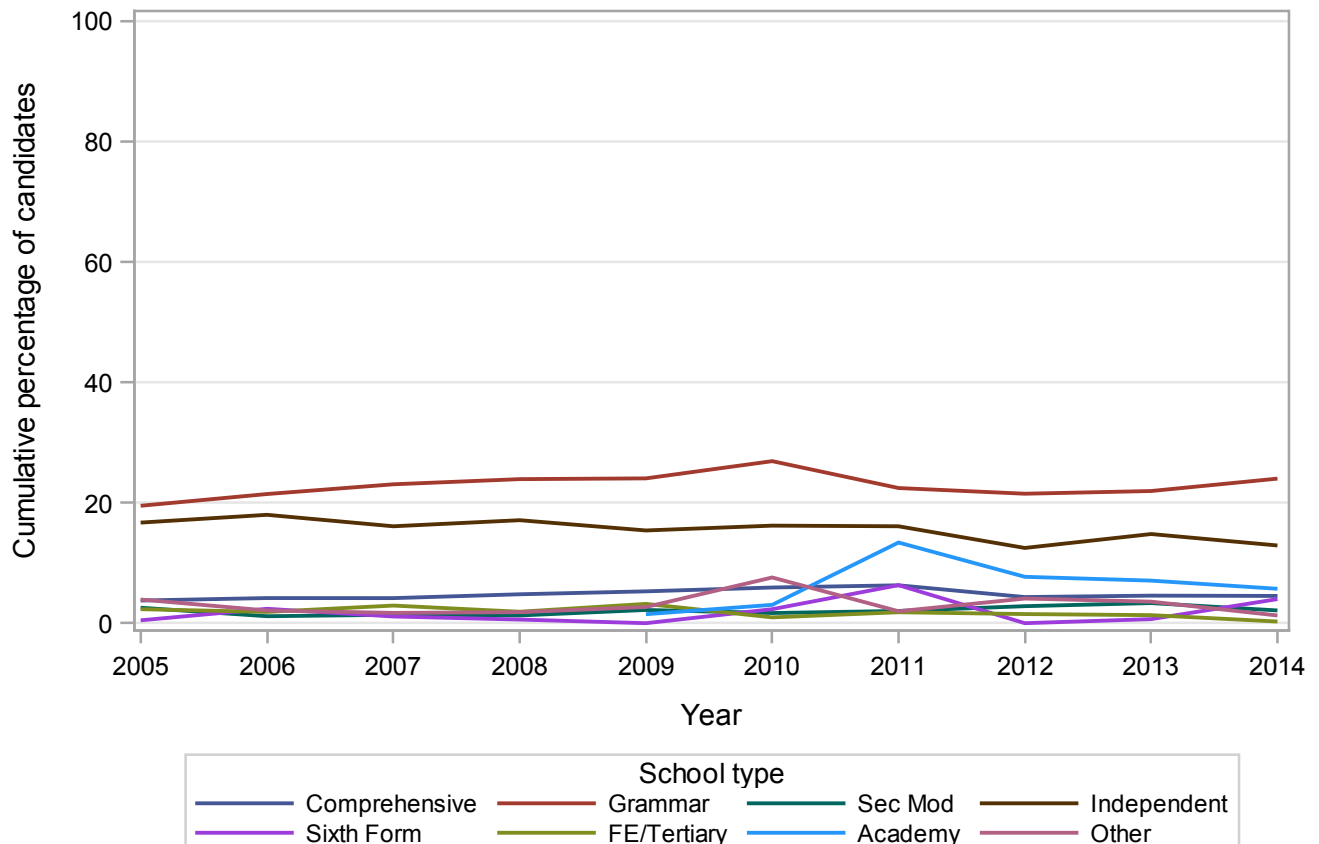
## GCSE COMPUTING/INFORMATION Grade A\* by school type 2005-2014 Cumulative Percentages

School type	2005	2006	2007	2008	2009	2010	2011	2012	2013	2014
Comprehensive	3.8	4.2	4.2	4.8	5.3	5.9	6.3	4.3	4.6	4.5
Grammar	19.5	21.4	23.1	23.9	24.1	26.9	22.4	21.5	22.0	24.0
Sec Mod	2.6	1.2	1.4	1.3	2.2	1.7	2.0	2.8	3.3	2.1
Independent	16.7	18.0	16.1	17.1	15.4	16.2	16.1	12.5	14.8	12.9
Sixth Form	0.5	2.4	1.1	0.6	0.0	2.3	6.3	0.0	0.7	4.0
FE/Tertiary	2.3	1.9	2.9	1.9	3.2	1.0	1.8	1.5	1.3	0.3
Academy	.	.	.	.	1.5	3.0	13.4	7.7	7.1	5.7
Other	3.9	2.1	1.7	1.8	2.7	7.6	2.0	4.1	3.6	1.3

### Cumulative Numbers

School type	2005	2006	2007	2008	2009	2010	2011	2012	2013	2014
Comprehensive	2926	3585	3178	3032	2783	2461	1553	1151	1703	2706
Grammar	1525	1729	1923	1908	1846	1906	1130	1143	1351	1409
Sec Mod	263	80	98	87	127	85	82	111	144	113
Independent	1106	1263	1133	1077	890	928	891	616	790	698
Sixth Form	1	5	2	1	0	2	6	0	1	8
FE/Tertiary	17	10	17	9	19	5	7	7	5	1
Academy	.	.	.	.	12	20	953	889	1405	2036
Other	17	13	7	15	12	34	8	28	27	15

### Cumulative percentage at Grade A\* by school type



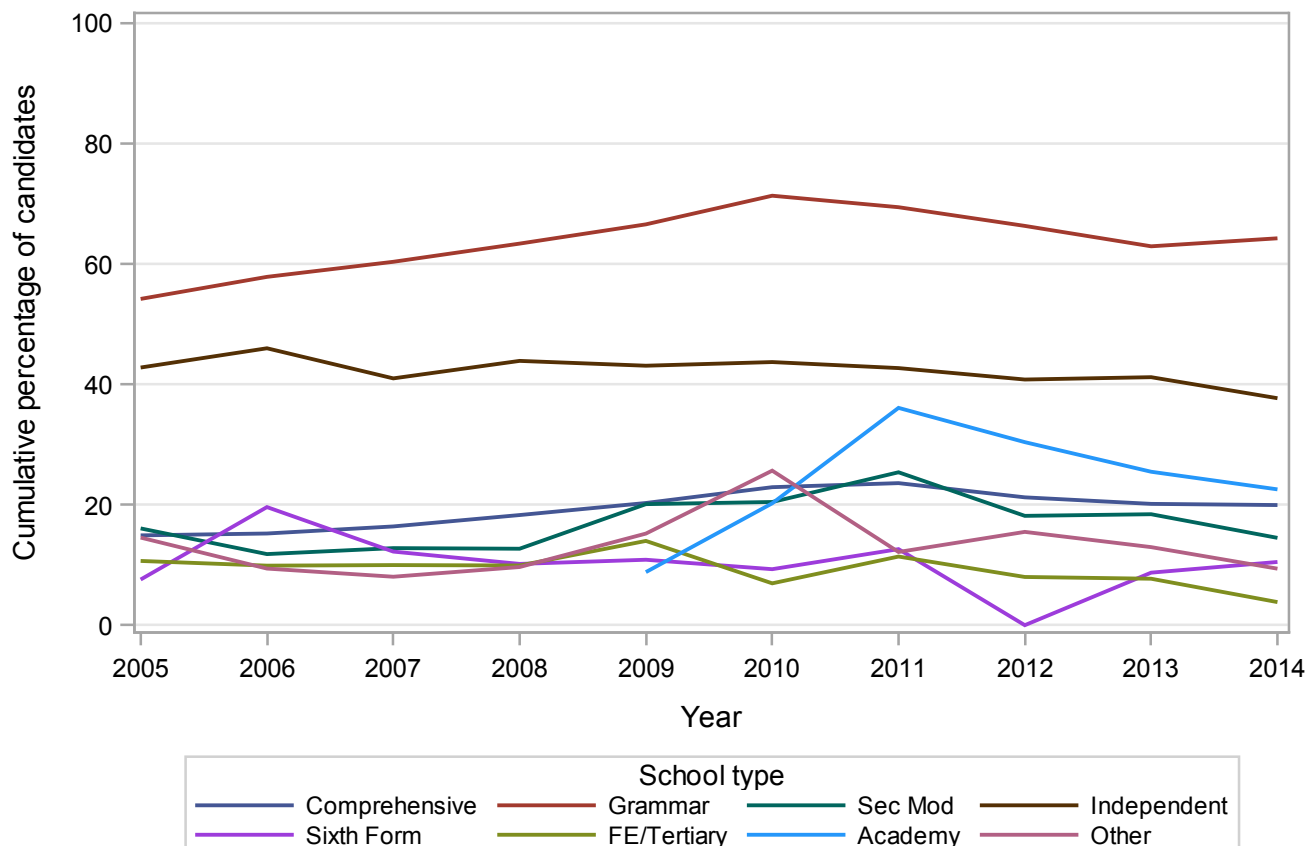
## GCSE COMPUTING/INFORMATION Grade A by school type 2005-2014 Cumulative Percentages

School type	2005	2006	2007	2008	2009	2010	2011	2012	2013	2014
Comprehensive	14.9	15.2	16.4	18.3	20.3	22.9	23.6	21.2	20.1	20.0
Grammar	54.2	57.9	60.4	63.4	66.6	71.3	69.4	66.3	62.9	64.3
Sec Mod	16.1	11.8	12.8	12.7	20.1	20.5	25.4	18.2	18.4	14.5
Independent	42.8	46.0	41.0	43.9	43.1	43.7	42.7	40.8	41.2	37.7
Sixth Form	7.6	19.6	12.2	10.2	10.9	9.3	12.6	0.0	8.7	10.5
FE/Tertiary	10.7	9.9	10.0	9.9	14.0	6.9	11.4	8.0	7.7	3.8
Academy	.	.	.	.	8.8	20.2	36.1	30.4	25.5	22.6
Other	14.5	9.4	8.0	9.7	15.2	25.7	12.2	15.5	13.0	9.4

### Cumulative Numbers

School type	2005	2006	2007	2008	2009	2010	2011	2012	2013	2014
Comprehensive	11592	13091	12522	11557	10682	9522	5824	5633	7501	11930
Grammar	4238	4664	5032	5054	5110	5052	3495	3525	3873	3771
Sec Mod	1646	817	901	861	1164	1032	1025	714	795	776
Independent	2833	3227	2886	2764	2491	2503	2364	2012	2198	2039
Sixth Form	16	41	22	17	15	8	12	0	13	21
FE/Tertiary	78	53	58	47	83	36	44	37	29	14
Academy	.	.	.	.	71	133	2567	3509	5067	8042
Other	63	58	33	79	68	115	49	106	98	110

### Cumulative percentage at Grade A by school type



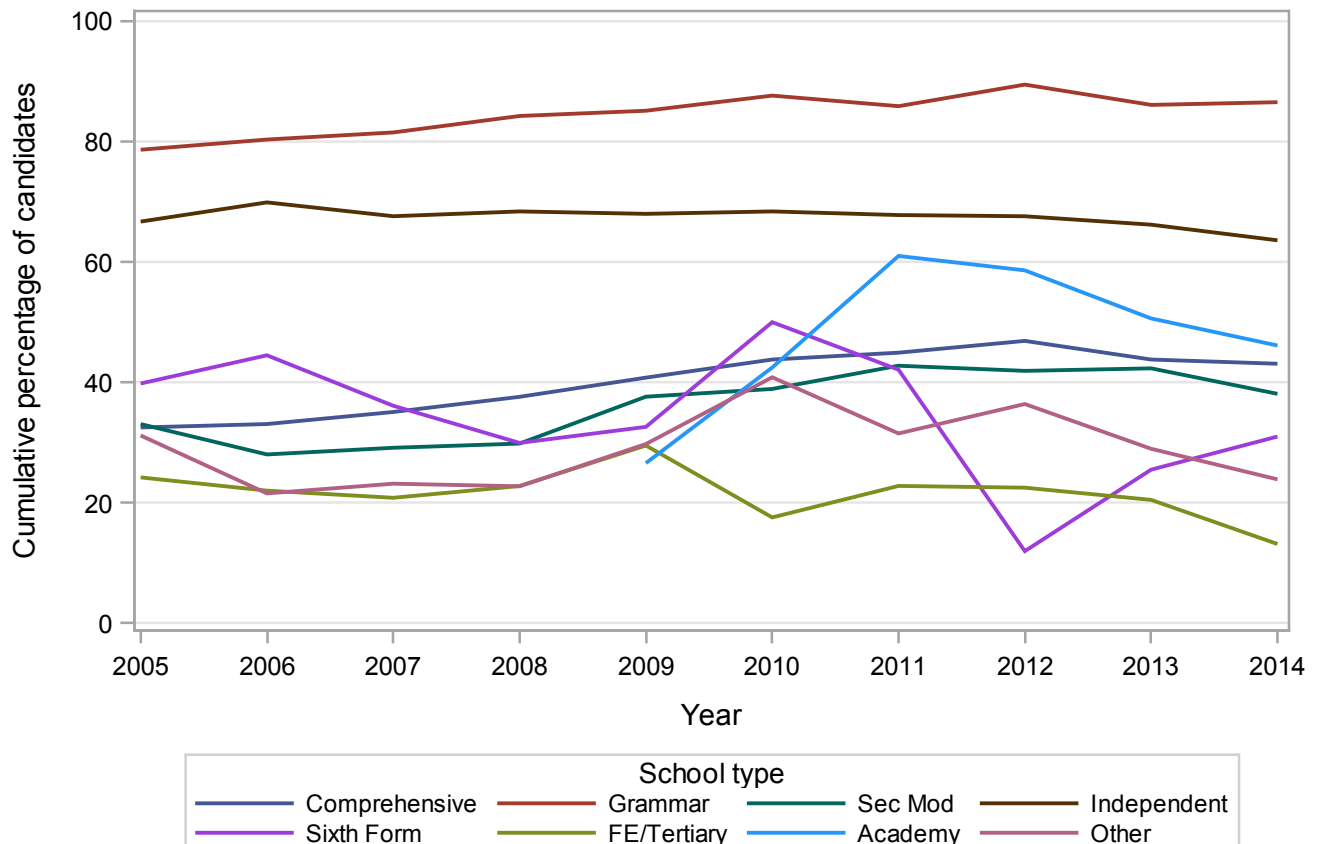
## GCSE COMPUTING/INFORMATION Grade B by school type 2005-2014 Cumulative Percentages

School type	2005	2006	2007	2008	2009	2010	2011	2012	2013	2014
Comprehensive	32.5	33.1	35.1	37.6	40.8	43.8	44.9	46.9	43.8	43.1
Grammar	78.6	80.3	81.5	84.2	85.1	87.6	85.9	89.5	86.1	86.5
Sec Mod	33.1	28.0	29.1	29.8	37.6	38.9	42.8	41.9	42.3	38.1
Independent	66.7	69.9	67.6	68.4	68.0	68.4	67.8	67.6	66.2	63.6
Sixth Form	39.8	44.5	36.1	29.9	32.6	50.0	42.1	12.0	25.5	31.0
FE/Tertiary	24.2	22.0	20.8	22.8	29.5	17.6	22.8	22.5	20.5	13.2
Academy	.	.	.	.	26.6	42.5	61.0	58.6	50.6	46.1
Other	31.2	21.6	23.2	22.7	29.8	40.8	31.5	36.4	29.0	23.9

### Cumulative Numbers

School type	2005	2006	2007	2008	2009	2010	2011	2012	2013	2014
Comprehensive	25262	28436	26780	23757	21466	18192	11090	12440	16304	25764
Grammar	6150	6476	6796	6718	6533	6206	4323	4755	5298	5078
Sec Mod	3387	1939	2051	2023	2178	1962	1726	1648	1826	2039
Independent	4416	4904	4759	4306	3930	3917	3753	3333	3532	3440
Sixth Form	84	93	65	50	45	43	40	14	38	62
FE/Tertiary	177	118	121	108	175	91	88	104	77	48
Academy	.	.	.	.	214	279	4338	6764	10064	16442
Other	135	133	95	186	133	183	127	249	219	280

### Cumulative percentage at Grade B by school type





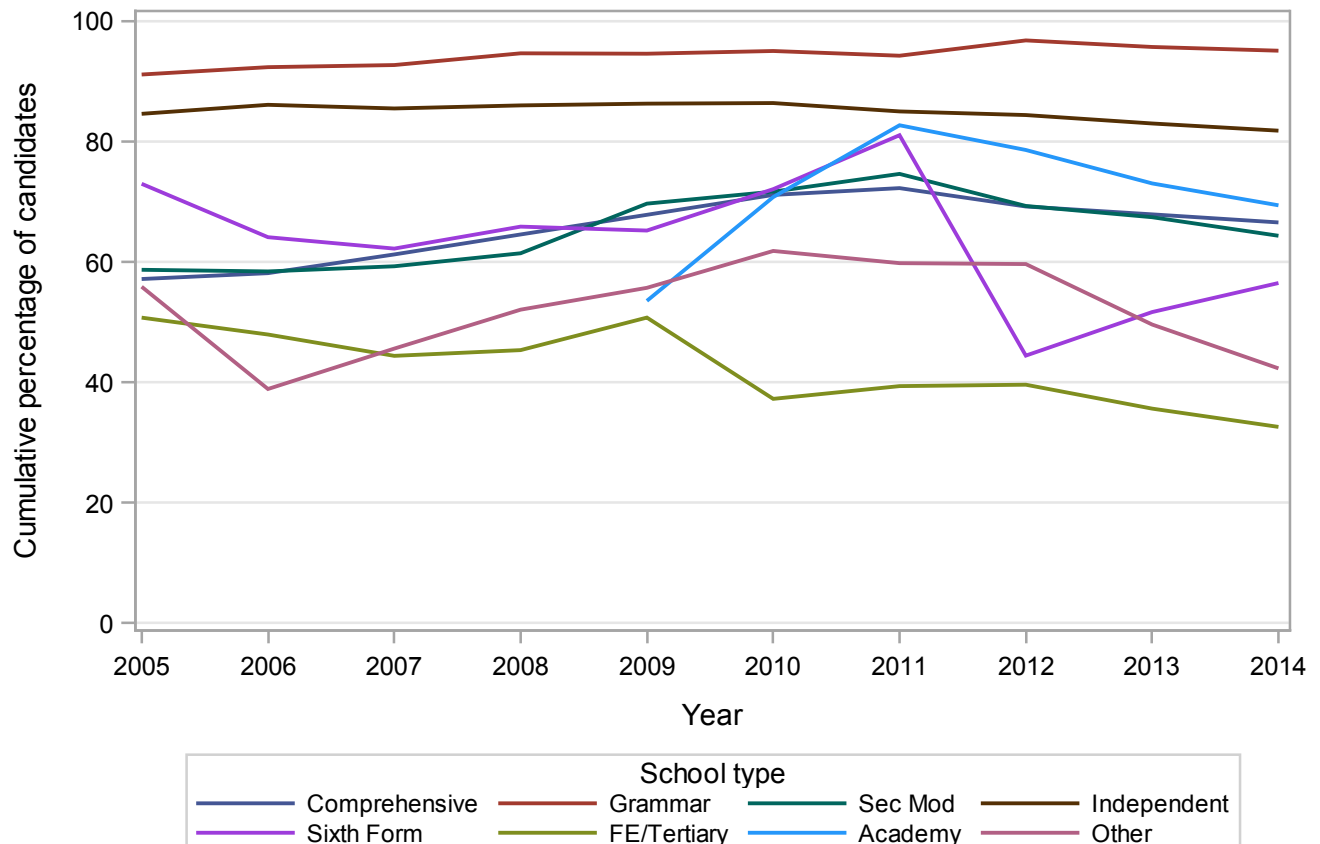
## GCSE COMPUTING/INFORMATION Grade C by school type 2005-2014 Cumulative Percentages

School type	2005	2006	2007	2008	2009	2010	2011	2012	2013	2014
Comprehensive	57.2	58.1	61.3	64.6	67.8	71.1	72.3	69.2	67.9	66.6
Grammar	91.1	92.4	92.7	94.7	94.6	95.0	94.3	96.8	95.7	95.1
Sec Mod	58.7	58.4	59.3	61.4	69.7	71.7	74.6	69.3	67.4	64.3
Independent	84.6	86.1	85.5	86.0	86.3	86.4	85.0	84.4	83.0	81.8
Sixth Form	73.0	64.1	62.2	65.9	65.2	72.1	81.1	44.4	51.7	56.5
FE/Tertiary	50.8	47.9	44.4	45.4	50.8	37.3	39.4	39.6	35.6	32.6
Academy	.	.	.	.	53.5	70.8	82.7	78.6	73.0	69.4
Other	55.9	38.9	45.6	52.1	55.7	61.8	59.8	59.6	49.6	42.3

### Cumulative Numbers

School type	2005	2006	2007	2008	2009	2010	2011	2012	2013	2014
Comprehensive	44427	49983	46761	40796	35701	29552	17837	18363	25282	39797
Grammar	7127	7445	7729	7548	7260	6731	4745	5145	5890	5580
Sec Mod	6012	4042	4173	4166	4035	3615	3012	2725	2909	3444
Independent	5601	6041	6019	5415	4988	4948	4706	4162	4429	4425
Sixth Form	154	134	112	110	90	62	77	52	77	113
FE/Tertiary	371	257	258	215	301	193	152	183	134	119
Academy	.	.	.	.	431	465	5882	9072	14523	24743
Other	242	240	187	426	249	277	241	408	375	496

### Cumulative percentage at Grade C by school type



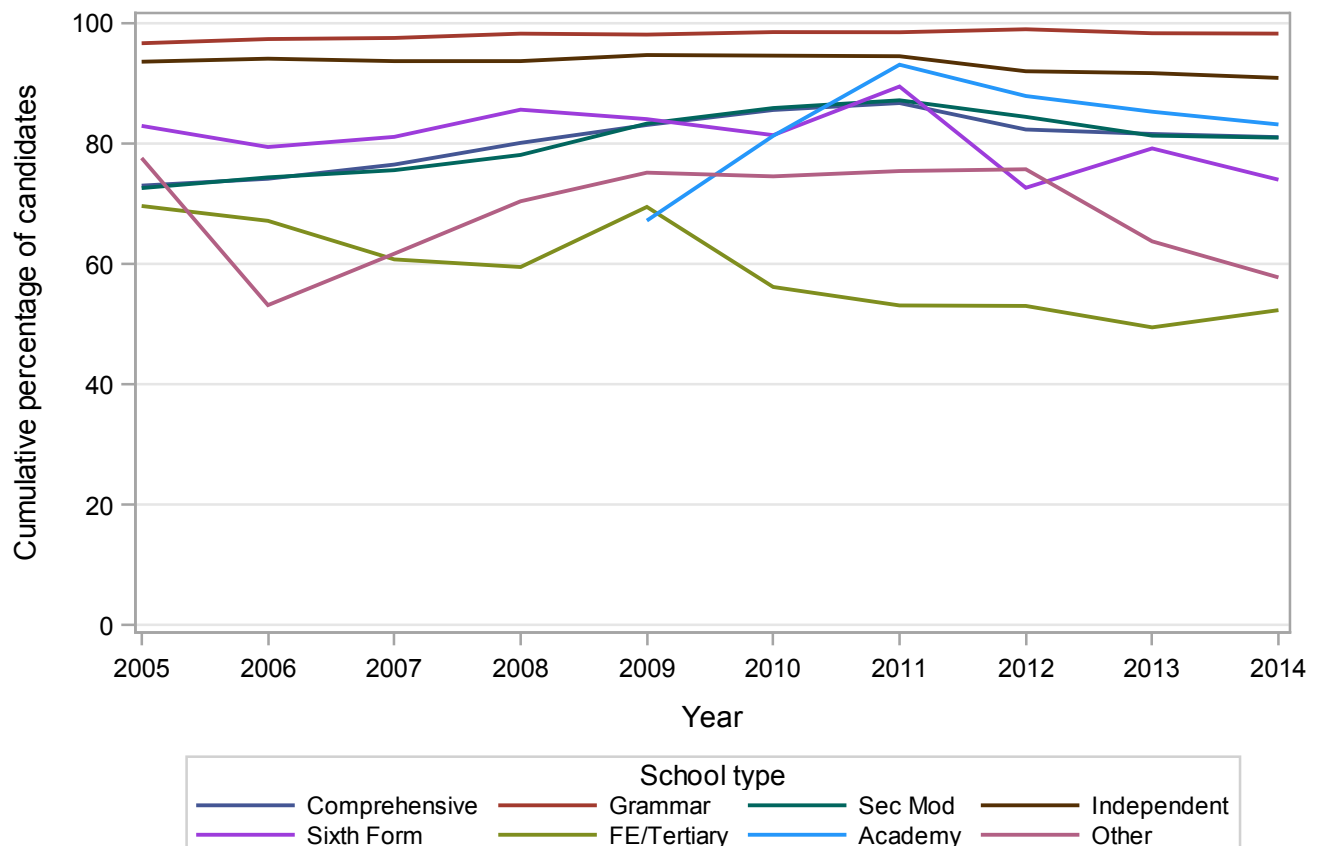
## GCSE COMPUTING/INFORMATION Grade D by school type 2005-2014 Cumulative Percentages

School type	2005	2006	2007	2008	2009	2010	2011	2012	2013	2014
Comprehensive	73.0	74.2	76.5	80.1	83.1	85.6	86.7	82.3	81.6	81.1
Grammar	96.7	97.4	97.5	98.3	98.1	98.5	98.5	99.0	98.3	98.3
Sec Mod	72.6	74.4	75.6	78.1	83.3	85.9	87.2	84.4	81.3	81.0
Independent	93.6	94.1	93.7	93.7	94.7	94.6	94.5	92.0	91.7	90.9
Sixth Form	82.9	79.4	81.1	85.6	84.1	81.4	89.5	72.6	79.2	74.0
FE/Tertiary	69.6	67.2	60.8	59.5	69.5	56.2	53.1	53.0	49.5	52.3
Academy	.	.	.	.	67.2	81.3	93.1	87.9	85.3	83.2
Other	77.6	53.2	61.7	70.4	75.2	74.6	75.4	75.7	63.8	57.8

### Cumulative Numbers

School type	2005	2006	2007	2008	2009	2010	2011	2012	2013	2014
Comprehensive	56744	63749	58411	50619	43732	35551	21406	21844	30377	48464
Grammar	7559	7848	8132	7835	7529	6977	4958	5261	6051	5766
Sec Mod	7436	5146	5320	5296	4824	4332	3519	3320	3508	4334
Independent	6196	6602	6596	5899	5474	5418	5232	4537	4893	4917
Sixth Form	175	166	146	143	116	70	85	85	118	148
FE/Tertiary	509	360	353	282	412	291	205	245	186	191
Academy	.	.	.	.	541	534	6621	10145	16957	29649
Other	336	328	253	576	336	334	304	518	482	677

**Cumulative percentage at Grade D by school type**

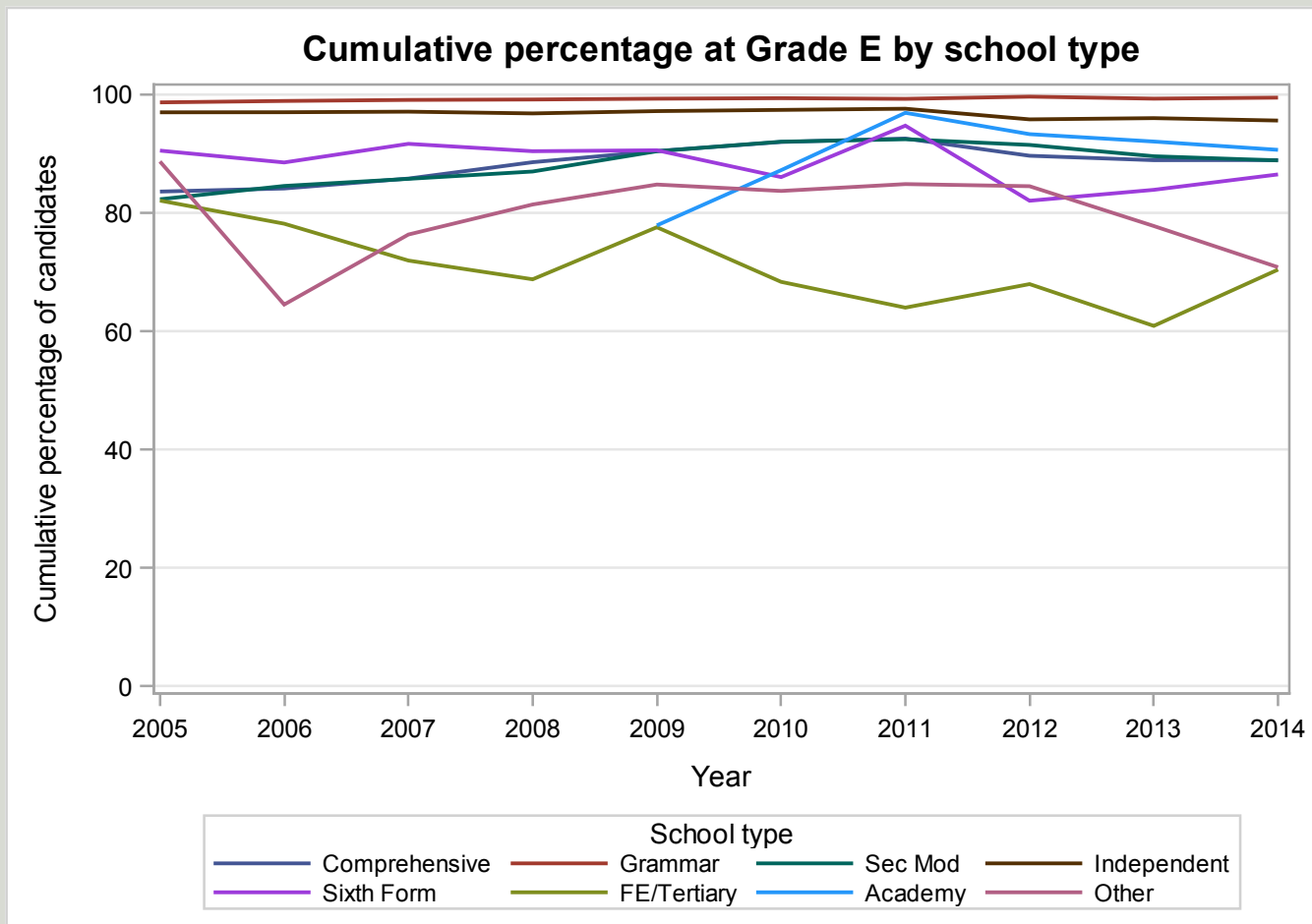


## GCSE COMPUTING/INFORMATION Grade E by school type 2005-2014 Cumulative Percentages

School type	2005	2006	2007	2008	2009	2010	2011	2012	2013	2014
Comprehensive	83.6	84.1	85.8	88.6	90.5	92.0	92.6	89.7	88.9	88.9
Grammar	98.7	98.9	99.1	99.2	99.3	99.4	99.3	99.6	99.3	99.5
Sec Mod	82.3	84.5	85.8	87.0	90.4	92.0	92.4	91.5	89.6	88.9
Independent	97.0	97.0	97.1	96.8	97.2	97.4	97.6	95.8	96.0	95.6
Sixth Form	90.5	88.5	91.7	90.4	90.6	86.0	94.7	82.1	83.9	86.5
FE/Tertiary	82.1	78.2	71.9	68.8	77.6	68.3	64.0	68.0	60.9	70.4
Academy	.	.	.	.	77.9	87.2	96.9	93.3	92.1	90.6
Other	88.7	64.5	76.3	81.4	84.8	83.7	84.9	84.5	77.8	70.8

### Cumulative Numbers

School type	2005	2006	2007	2008	2009	2010	2011	2012	2013	2014
Comprehensive	64972	72315	65502	55956	47607	38210	22846	23786	33098	53164
Grammar	7716	7973	8261	7907	7621	7038	4997	5296	6111	5837
Sec Mod	8429	5849	6036	5898	5235	4641	3731	3597	3864	4756
Independent	6421	6806	6836	6095	5618	5578	5403	4724	5123	5171
Sixth Form	191	185	165	151	125	74	90	96	125	173
FE/Tertiary	600	419	418	326	460	354	247	314	229	257
Academy	.	.	.	.	627	573	6892	10769	18302	32314
Other	384	398	313	666	379	375	342	578	588	830

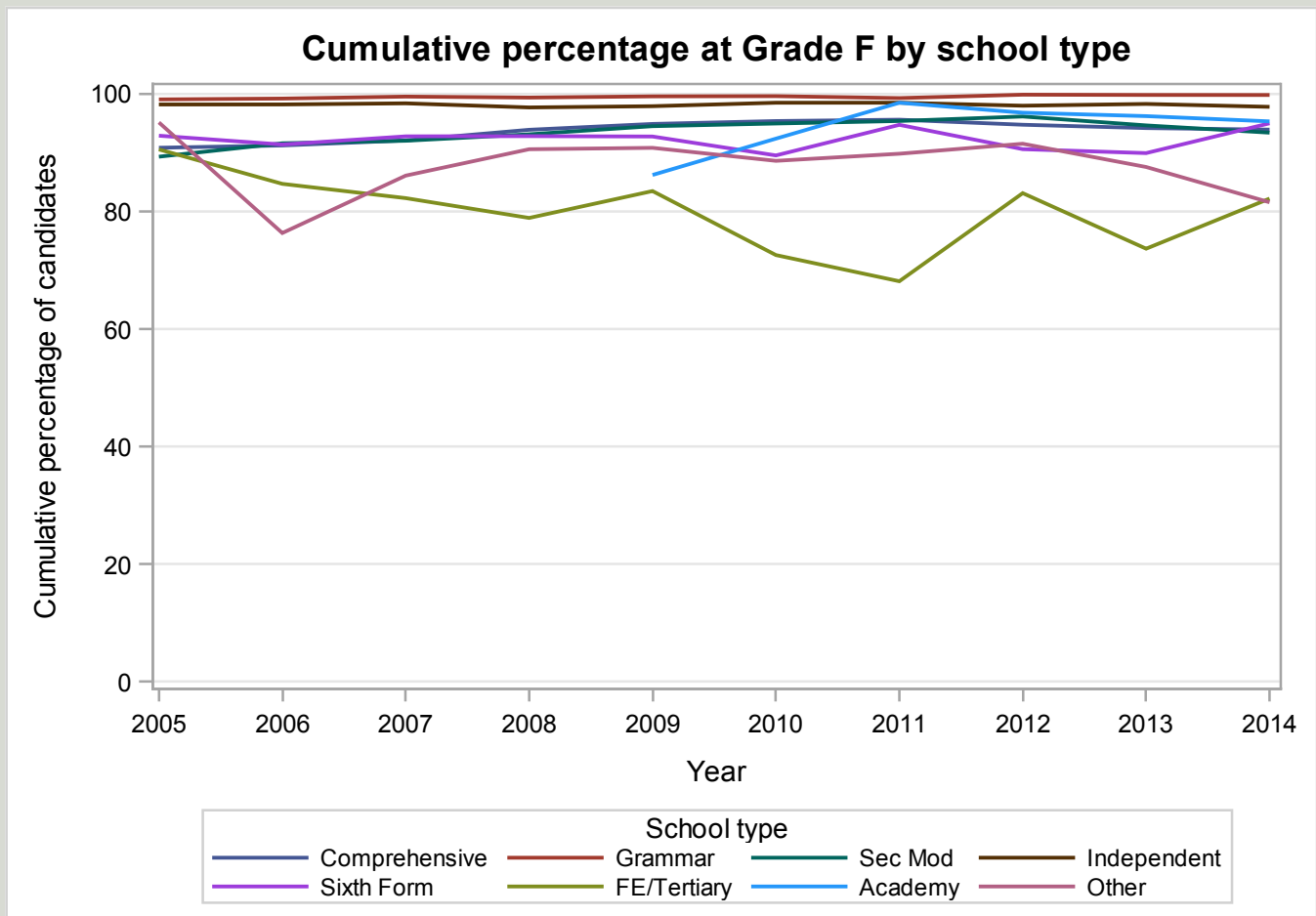


## GCSE COMPUTING/INFORMATION Grade F by school type 2005-2014 Cumulative Percentages

School type	2005	2006	2007	2008	2009	2010	2011	2012	2013	2014
Comprehensive	90.8	91.2	92.1	93.9	94.9	95.4	95.6	94.8	94.2	93.9
Grammar	99.1	99.2	99.5	99.4	99.6	99.6	99.3	99.9	99.8	99.8
Sec Mod	89.3	91.6	92.0	93.1	94.5	95.0	95.4	96.2	94.6	93.4
Independent	98.2	98.2	98.4	97.7	97.9	98.5	98.5	98.0	98.3	97.8
Sixth Form	92.9	91.4	92.8	92.8	92.8	89.5	94.7	90.6	89.9	95.0
FE/Tertiary	90.6	84.7	82.3	78.9	83.5	72.6	68.1	83.1	73.7	82.2
Academy	.	.	.	.	86.2	92.4	98.5	96.8	96.2	95.3
Other	95.2	76.3	86.1	90.6	90.8	88.6	89.8	91.5	87.6	81.6

### Cumulative Numbers

School type	2005	2006	2007	2008	2009	2010	2011	2012	2013	2014
Comprehensive	70599	78427	70304	59326	49944	39624	23599	25140	35064	56152
Grammar	7747	7997	8299	7924	7643	7055	4998	5308	6143	5857
Sec Mod	9148	6337	6478	6314	5472	4789	3850	3781	4083	4999
Independent	6501	6890	6927	6151	5659	5641	5453	4832	5245	5290
Sixth Form	196	191	167	155	128	77	90	106	134	190
FE/Tertiary	662	454	478	374	495	376	263	384	277	300
Academy	.	.	.	.	694	607	7005	11173	19131	33981
Other	412	471	353	741	406	397	362	626	662	956

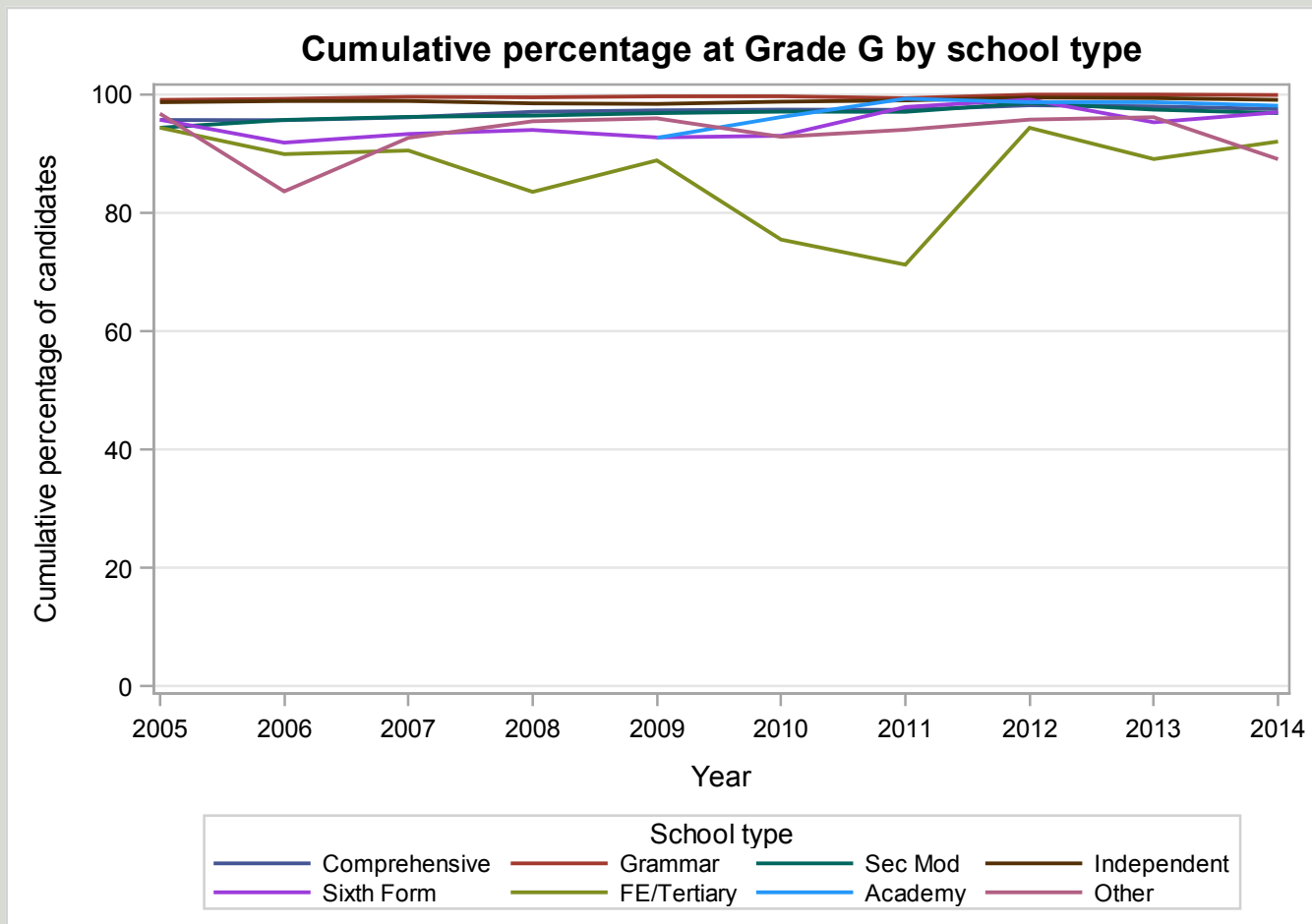


## GCSE COMPUTING/INFORMATION Grade G by school type 2005-2014 Cumulative Percentages

School type	2005	2006	2007	2008	2009	2010	2011	2012	2013	2014
Comprehensive	95.7	95.7	96.1	97.1	97.3	97.5	97.4	98.2	98.0	97.5
Grammar	99.1	99.3	99.6	99.5	99.7	99.7	99.4	100.0	100.0	99.9
Sec Mod	94.4	95.7	96.2	96.4	96.9	97.1	97.1	98.6	97.5	96.9
Independent	98.7	98.9	98.9	98.5	98.4	98.8	99.0	99.5	99.4	99.1
Sixth Form	95.7	91.9	93.3	94.0	92.8	93.0	97.9	99.1	95.3	97.0
FE/Tertiary	94.4	89.9	90.5	83.5	88.9	75.5	71.2	94.4	89.1	92.1
Academy	.	.	.	.	92.7	96.2	99.3	98.7	98.7	98.1
Other	96.8	83.6	92.7	95.5	96.0	92.9	94.0	95.8	96.2	89.1

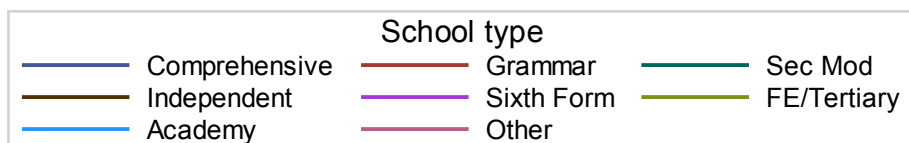
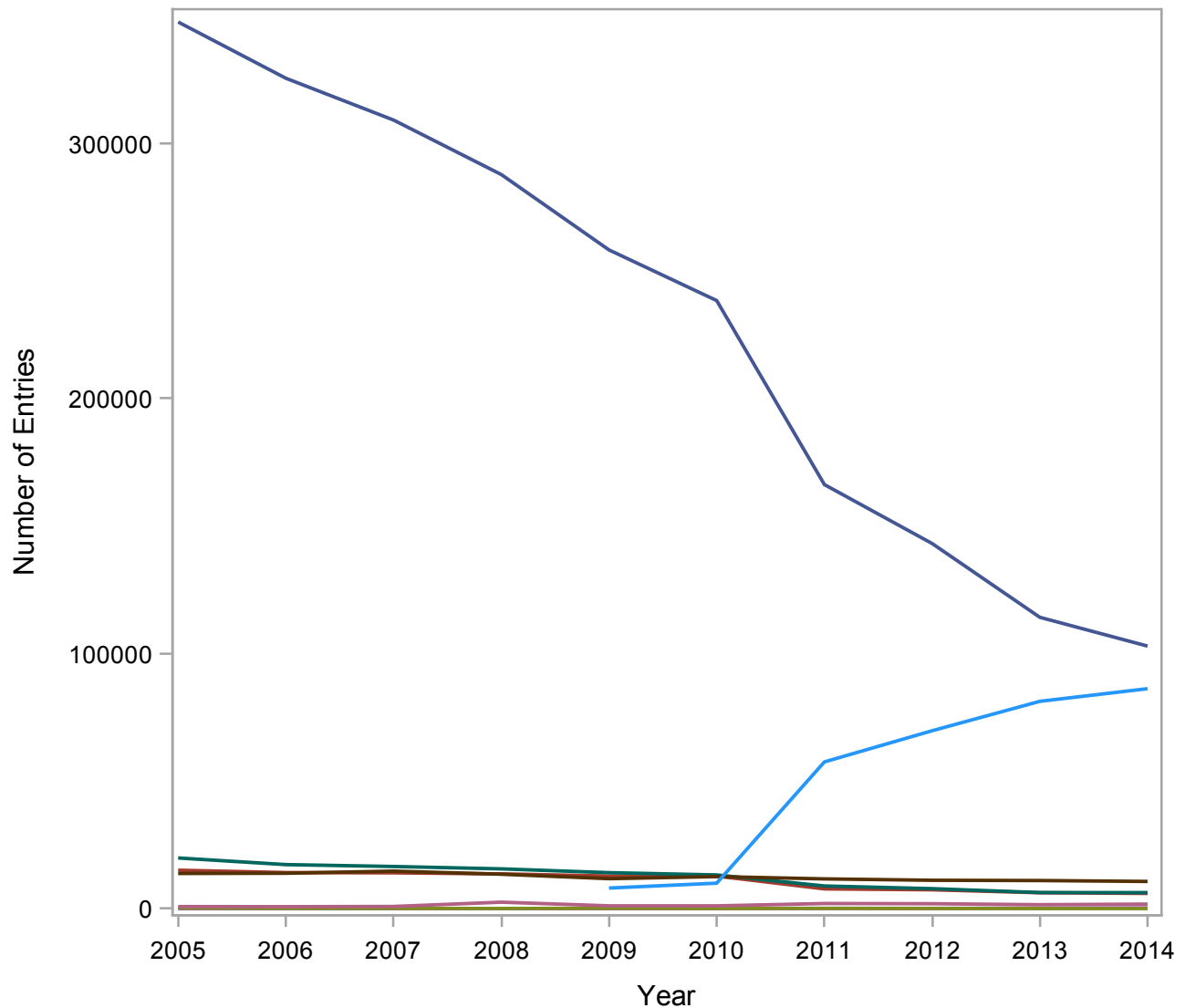
### Cumulative Numbers

School type	2005	2006	2007	2008	2009	2010	2011	2012	2013	2014
Comprehensive	74370	82240	73400	61340	51227	40484	24043	26049	36483	58312
Grammar	7749	8002	8304	7936	7651	7061	5003	5314	6154	5863
Sec Mod	9667	6621	6773	6538	5608	4897	3918	3876	4204	5184
Independent	6534	6939	6963	6202	5688	5658	5481	4906	5304	5360
Sixth Form	202	192	168	157	128	80	93	116	142	194
FE/Tertiary	690	482	526	396	527	391	275	436	335	336
Academy	.	.	.	.	746	632	7062	11392	19625	34974
Other	419	516	380	781	429	416	379	655	727	1044



## Numbers of GCSE entries in DESIGN AND TECHNOLOGY by school type 2005-2014

School type	2005	2006	2007	2008	2009	2010	2011	2012	2013	2014
Comprehensive	347506	325461	309068	287724	258168	238317	166186	143091	114169	102877
Grammar	15024	14103	13987	13590	12746	12734	7708	7351	6203	5933
Sec Mod	19820	17224	16473	15549	14069	13165	8842	7788	6261	6247
Independent	13755	13838	14680	13451	11710	12519	11624	11085	10975	10618
Sixth Form	0	33	6	8	7	42	53	52	124	221
FE/Tertiary	151	59	32	24	77	18	51	19	10	0
Academy	.	.	.	.	8030	9946	57479	69695	81223	86182
Other	768	726	814	2495	1057	1049	1974	1891	1510	1731



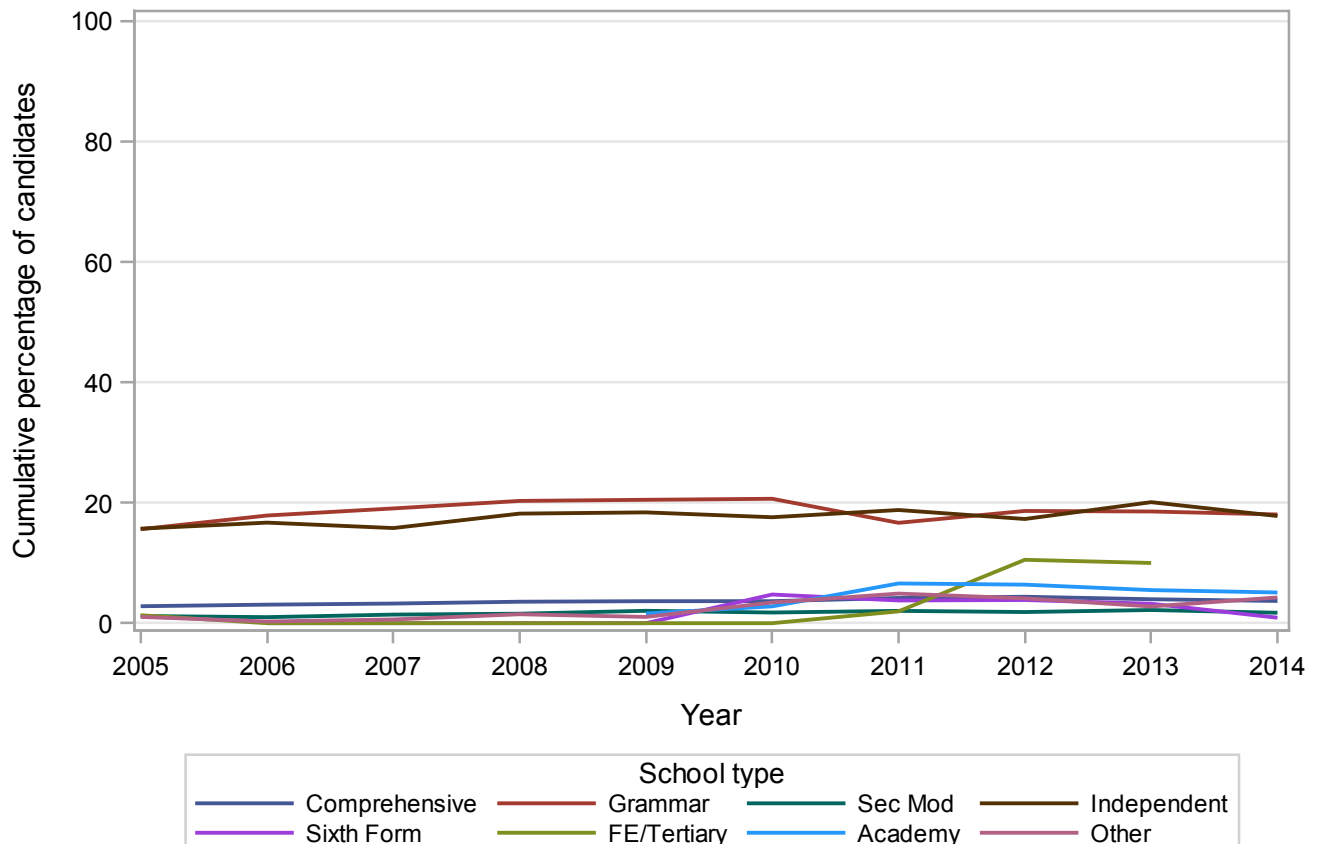
## GCSE DESIGN AND TECHNOLOGY Grade A\* by school type 2005-2014 Cumulative Percentages

School type	2005	2006	2007	2008	2009	2010	2011	2012	2013	2014
Comprehensive	2.8	3.1	3.3	3.6	3.7	3.7	4.2	4.4	4.0	3.7
Grammar	15.6	17.9	19.1	20.3	20.5	20.7	16.7	18.6	18.6	18.1
Sec Mod	1.2	1.0	1.4	1.6	2.1	1.8	2.0	1.8	2.2	1.7
Independent	15.7	16.7	15.8	18.2	18.4	17.6	18.8	17.3	20.1	17.8
Sixth Form	.	0.0	0.0	0.0	0.0	4.8	3.8	3.8	3.2	0.9
FE/Tertiary	1.3	0.0	0.0	0.0	0.0	0.0	2.0	10.5	10.0	.
Academy	.	.	.	.	1.6	2.8	6.6	6.4	5.5	5.1
Other	1.0	0.3	0.6	1.5	1.0	3.4	4.9	4.1	2.8	4.3

### Cumulative Numbers

School type	2005	2006	2007	2008	2009	2010	2011	2012	2013	2014
Comprehensive	9780	10008	10078	10260	9432	8712	6951	6277	4540	3794
Grammar	2345	2522	2666	2760	2612	2631	1285	1370	1151	1071
Sec Mod	235	172	235	245	289	233	181	144	137	108
Independent	2160	2311	2319	2448	2155	2203	2185	1918	2206	1890
Sixth Form	0	0	0	0	0	2	2	2	4	2
FE/Tertiary	2	0	0	0	0	0	1	2	1	0
Academy	.	.	.	.	128	278	3794	4460	4464	4392
Other	8	2	5	37	11	36	97	78	42	74

### Cumulative percentage at Grade A\* by school type



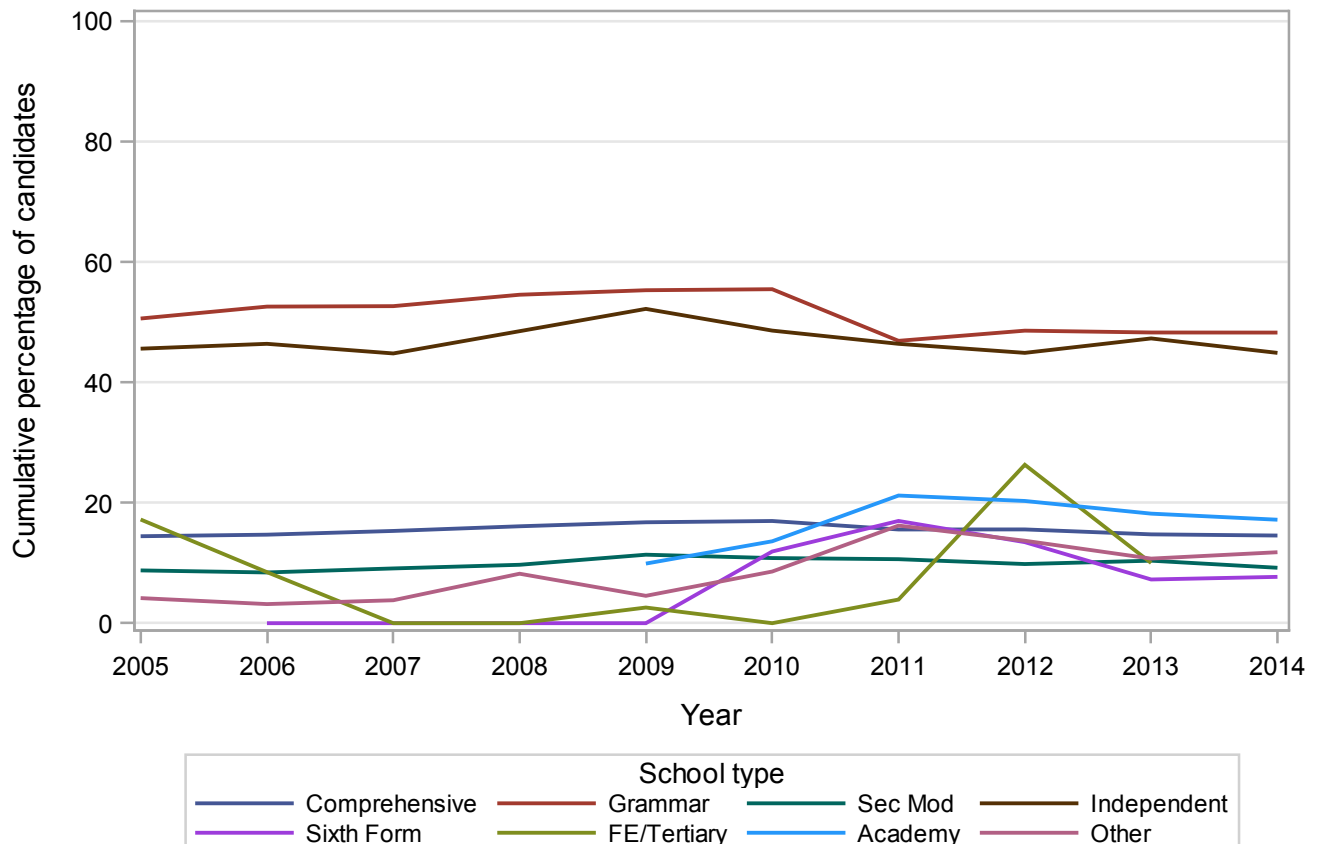
## GCSE DESIGN AND TECHNOLOGY Grade A by school type 2005-2014 Cumulative Percentages

School type	2005	2006	2007	2008	2009	2010	2011	2012	2013	2014
Comprehensive	14.4	14.7	15.3	16.1	16.8	17.0	15.6	15.6	14.8	14.6
Grammar	50.6	52.6	52.7	54.6	55.3	55.5	46.9	48.6	48.3	48.3
Sec Mod	8.8	8.4	9.1	9.7	11.4	10.8	10.6	9.8	10.4	9.2
Independent	45.6	46.4	44.8	48.5	52.2	48.6	46.4	44.9	47.3	44.9
Sixth Form	.	0.0	0.0	0.0	0.0	11.9	17.0	13.5	7.3	7.7
FE/Tertiary	17.2	8.5	0.0	0.0	2.6	0.0	3.9	26.3	10.0	.
Academy	.	.	.	.	9.9	13.6	21.2	20.3	18.2	17.2
Other	4.2	3.2	3.8	8.2	4.5	8.6	16.2	13.7	10.7	11.8

### Cumulative Numbers

School type	2005	2006	2007	2008	2009	2010	2011	2012	2013	2014
Comprehensive	50195	47843	47347	46314	43265	40445	25868	22284	16844	14978
Grammar	7603	7416	7366	7414	7049	7064	3615	3572	2995	2864
Sec Mod	1737	1451	1498	1508	1600	1424	940	765	650	575
Independent	6272	6421	6577	6524	6113	6084	5394	4977	5191	4767
Sixth Form	0	0	0	0	0	5	9	7	9	17
FE/Tertiary	26	5	0	0	2	0	2	5	1	0
Academy	.	.	.	.	795	1353	12186	14148	14777	14812
Other	32	23	31	205	48	90	320	259	162	204

### Cumulative percentage at Grade A by school type





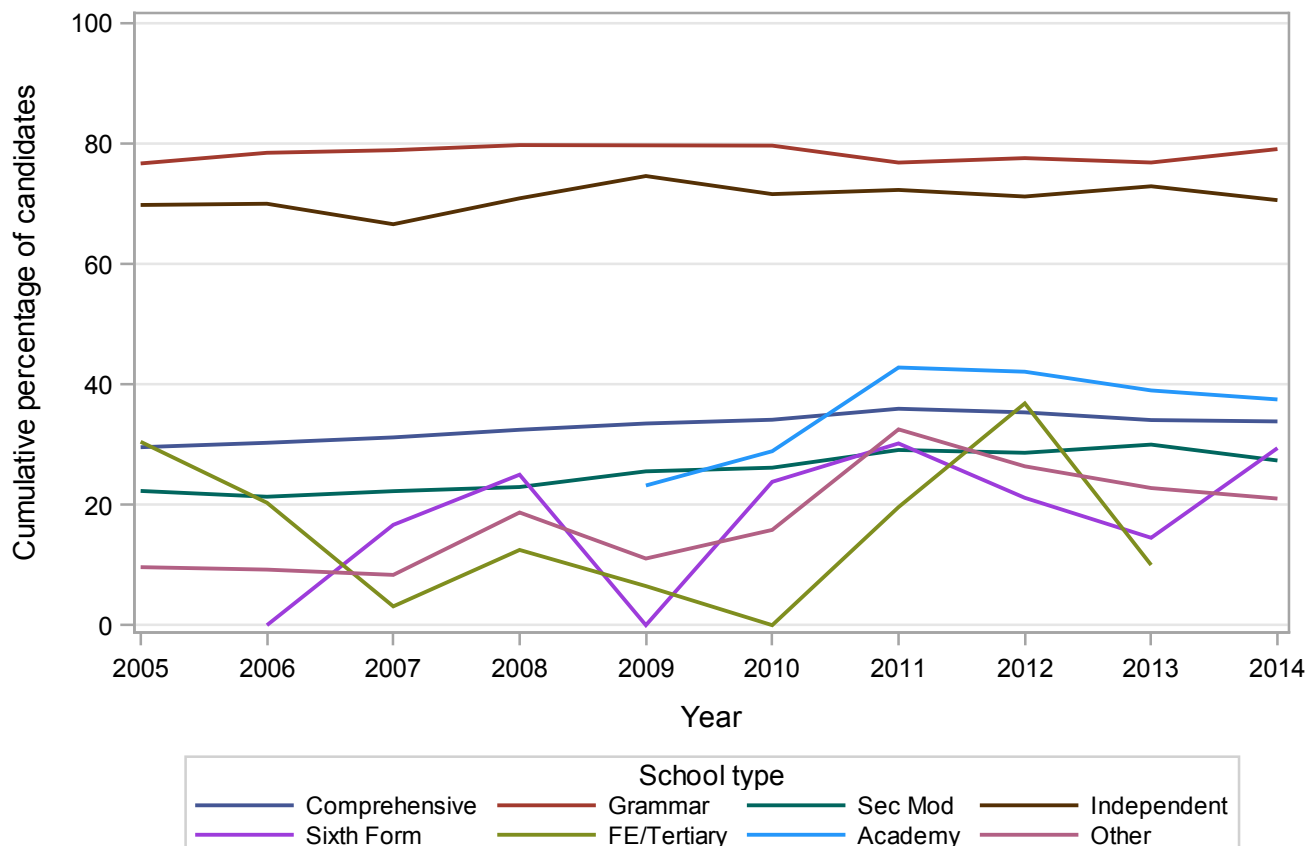
## GCSE DESIGN AND TECHNOLOGY Grade B by school type 2005-2014 Cumulative Percentages

School type	2005	2006	2007	2008	2009	2010	2011	2012	2013	2014
Comprehensive	29.6	30.3	31.2	32.5	33.5	34.1	35.9	35.3	34.1	33.8
Grammar	76.7	78.5	78.9	79.7	79.7	79.7	76.8	77.6	76.8	79.1
Sec Mod	22.3	21.3	22.3	22.9	25.6	26.2	29.1	28.6	30.0	27.4
Independent	69.8	70.0	66.6	70.9	74.6	71.6	72.3	71.2	72.9	70.6
Sixth Form	.	0.0	16.7	25.0	0.0	23.8	30.2	21.2	14.5	29.4
FE/Tertiary	30.5	20.3	3.1	12.5	6.5	0.0	19.6	36.8	10.0	.
Academy	.	.	.	.	23.2	28.9	42.8	42.1	39.0	37.5
Other	9.6	9.2	8.4	18.7	11.1	15.8	32.5	26.4	22.8	21.0

### Cumulative Numbers

School type	2005	2006	2007	2008	2009	2010	2011	2012	2013	2014
Comprehensive	102725	98599	96408	93392	86482	81321	59741	50578	38898	34820
Grammar	11523	11066	11036	10838	10159	10144	5923	5703	4767	4692
Sec Mod	4419	3675	3667	3568	3595	3444	2573	2230	1878	1709
Independent	9601	9687	9777	9537	8736	8964	8404	7893	8001	7496
Sixth Form	0	0	1	2	0	10	16	11	18	65
FE/Tertiary	46	12	1	3	5	0	10	7	1	0
Academy	.	.	.	.	1863	2874	24601	29342	31671	32315
Other	74	67	68	467	117	166	642	499	344	364

### Cumulative percentage at Grade B by school type



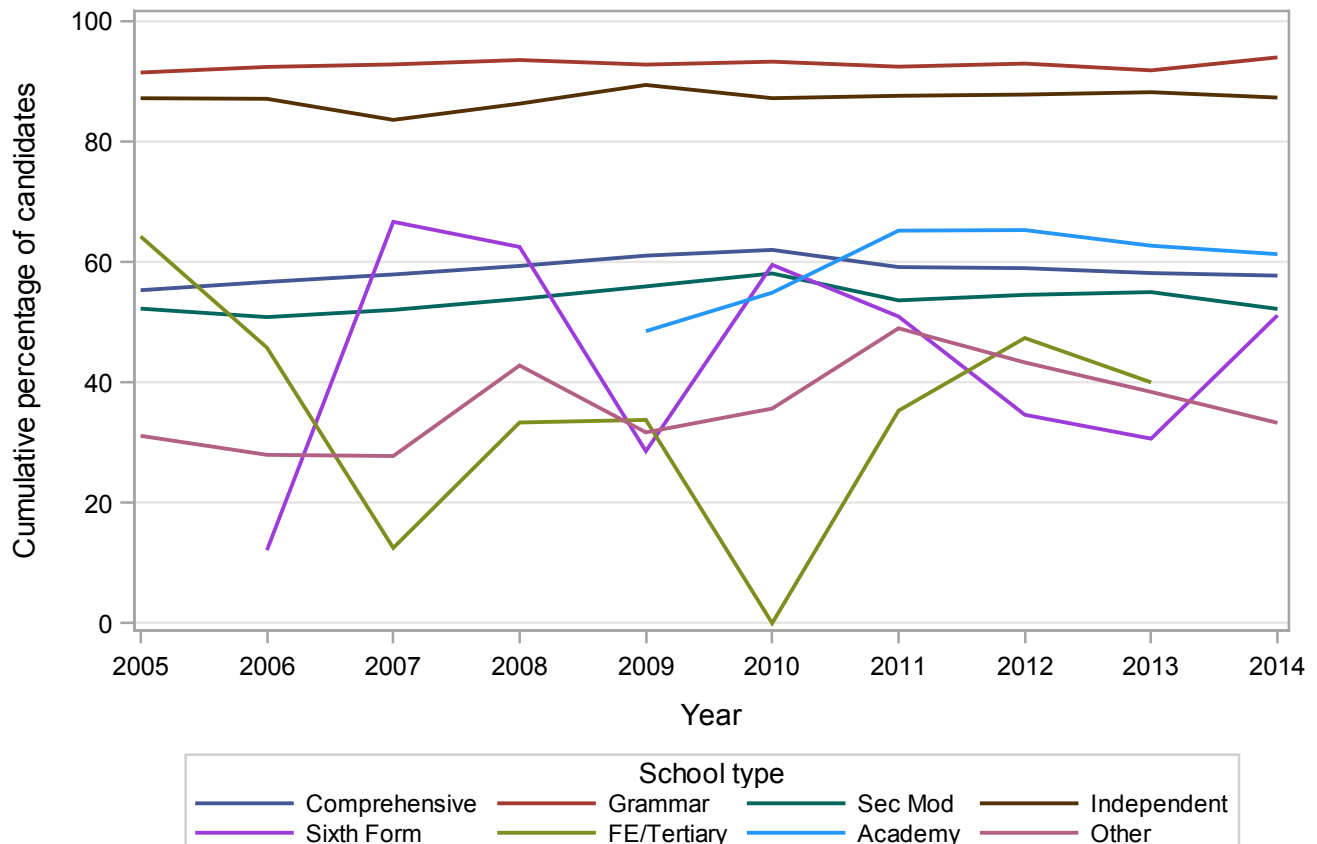
## GCSE DESIGN AND TECHNOLOGY Grade C by school type 2005-2014 Cumulative Percentages

School type	2005	2006	2007	2008	2009	2010	2011	2012	2013	2014
Comprehensive	55.3	56.7	57.9	59.3	61.1	62.0	59.1	59.0	58.2	57.7
Grammar	91.5	92.4	92.8	93.5	92.8	93.3	92.4	93.0	91.8	94.0
Sec Mod	52.3	50.8	52.0	53.9	55.9	58.1	53.6	54.5	55.0	52.2
Independent	87.2	87.1	83.6	86.3	89.4	87.2	87.6	87.8	88.2	87.3
Sixth Form	.	12.1	66.7	62.5	28.6	59.5	50.9	34.6	30.6	51.1
FE/Tertiary	64.2	45.8	12.5	33.3	33.8	0.0	35.3	47.4	40.0	.
Academy	.	.	.	.	48.5	54.9	65.2	65.3	62.7	61.3
Other	31.1	28.0	27.8	42.8	31.7	35.7	49.0	43.3	38.4	33.3

## Cumulative Numbers

School type	2005	2006	2007	2008	2009	2010	2011	2012	2013	2014
Comprehensive	192189	184488	179023	170739	157618	147768	98296	84376	66393	59390
Grammar	13742	13031	12982	12713	11826	11877	7125	6833	5696	5576
Sec Mod	10356	8757	8572	8374	7870	7648	4741	4247	3443	3261
Independent	11994	12053	12272	11608	10469	10917	10183	9733	9680	9270
Sixth Form	0	4	4	5	2	25	27	18	38	113
FE/Tertiary	97	27	4	8	26	0	18	9	4	0
Academy	.	.	.	.	3895	5460	37476	45511	50925	52824
Other	239	203	226	1068	335	374	967	819	580	576

### Cumulative percentage at Grade C by school type



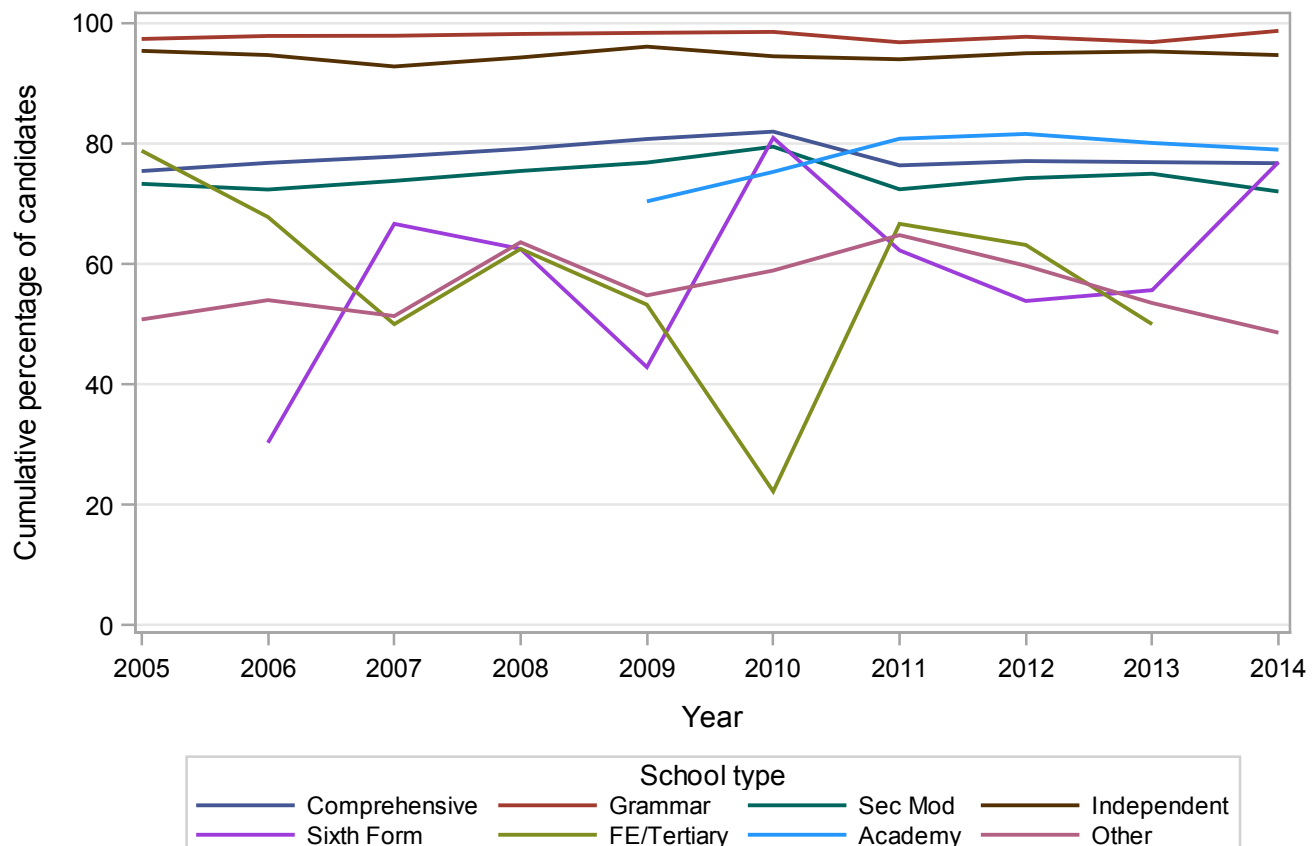
## GCSE DESIGN AND TECHNOLOGY Grade D by school type 2005-2014 Cumulative Percentages

School type	2005	2006	2007	2008	2009	2010	2011	2012	2013	2014
Comprehensive	75.4	76.8	77.8	79.1	80.8	82.0	76.4	77.1	76.9	76.7
Grammar	97.4	97.9	97.9	98.2	98.4	98.5	96.8	97.7	96.9	98.7
Sec Mod	73.3	72.4	73.8	75.4	76.8	79.5	72.4	74.3	75.0	72.0
Independent	95.4	94.7	92.8	94.3	96.1	94.5	94.0	95.0	95.3	94.7
Sixth Form	.	30.3	66.7	62.5	42.9	81.0	62.3	53.8	55.6	76.9
FE/Tertiary	78.8	67.8	50.0	62.5	53.2	22.2	66.7	63.2	50.0	.
Academy	.	.	.	.	70.4	75.3	80.8	81.6	80.1	79.0
Other	50.8	54.0	51.4	63.6	54.8	58.9	64.8	59.7	53.5	48.6

### Cumulative Numbers

School type	2005	2006	2007	2008	2009	2010	2011	2012	2013	2014
Comprehensive	262134	249938	240554	227616	208484	195377	126931	110314	87804	78942
Grammar	14630	13803	13694	13346	12541	12549	7463	7185	6008	5857
Sec Mod	14530	12464	12157	11731	10810	10463	6402	5783	4695	4500
Independent	13122	13105	13623	12684	11253	11830	10927	10531	10459	10055
Sixth Form	0	10	4	5	3	34	33	28	69	170
FE/Tertiary	119	40	16	15	41	4	34	12	5	0
Academy	.	.	.	.	5653	7489	46443	56871	65063	68077
Other	390	392	418	1587	579	618	1279	1129	808	841

### Cumulative percentage at Grade D by school type

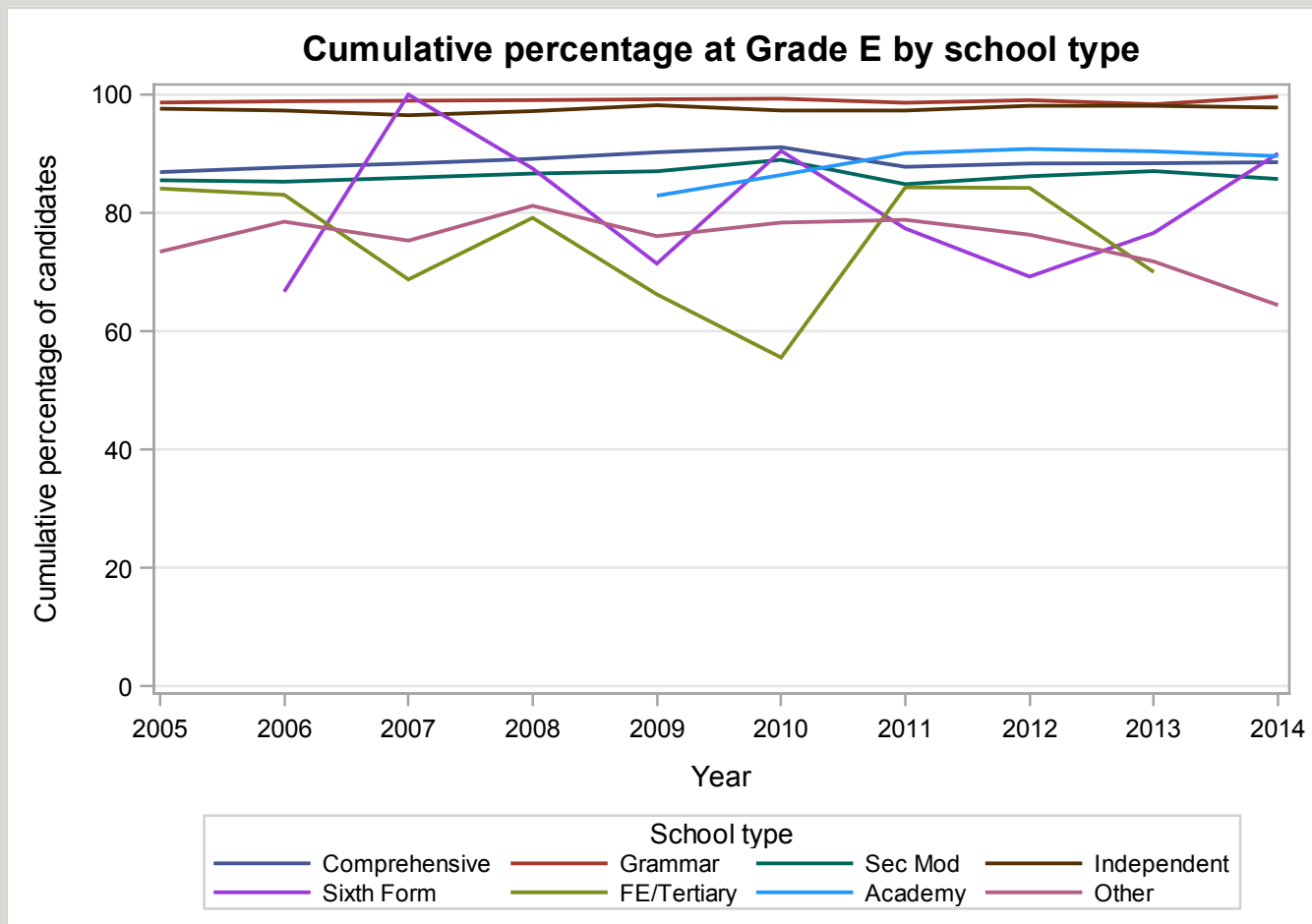


## GCSE DESIGN AND TECHNOLOGY Grade E by school type 2005-2014 Cumulative Percentages

School type	2005	2006	2007	2008	2009	2010	2011	2012	2013	2014
Comprehensive	86.9	87.7	88.3	89.1	90.2	91.1	87.8	88.3	88.4	88.6
Grammar	98.6	98.9	99.0	99.1	99.2	99.3	98.6	99.0	98.4	99.6
Sec Mod	85.5	85.3	85.9	86.6	87.0	89.0	84.8	86.2	87.1	85.7
Independent	97.6	97.3	96.5	97.2	98.2	97.3	97.3	98.1	98.1	97.8
Sixth Form	.	66.7	100.0	87.5	71.4	90.5	77.4	69.2	76.6	90.0
FE/Tertiary	84.1	83.1	68.8	79.2	66.2	55.6	84.3	84.2	70.0	.
Academy	.	.	.	.	82.9	86.4	90.1	90.8	90.4	89.6
Other	73.4	78.5	75.3	81.2	76.1	78.4	78.8	76.3	71.8	64.4

### Cumulative Numbers

School type	2005	2006	2007	2008	2009	2010	2011	2012	2013	2014
Comprehensive	301943	285430	273061	256447	232971	217099	145883	126416	100913	91112
Grammar	14820	13943	13841	13461	12643	12644	7601	7281	6101	5912
Sec Mod	16948	14686	14156	13472	12244	11712	7502	6712	5451	5355
Independent	13425	13464	14166	13074	11499	12181	11310	10874	10766	10384
Sixth Form	0	22	6	7	5	38	41	36	95	199
FE/Tertiary	127	49	22	19	51	10	43	16	7	0
Academy	.	.	.	.	6657	8593	51789	63283	73430	77215
Other	564	570	613	2026	804	822	1556	1443	1084	1115

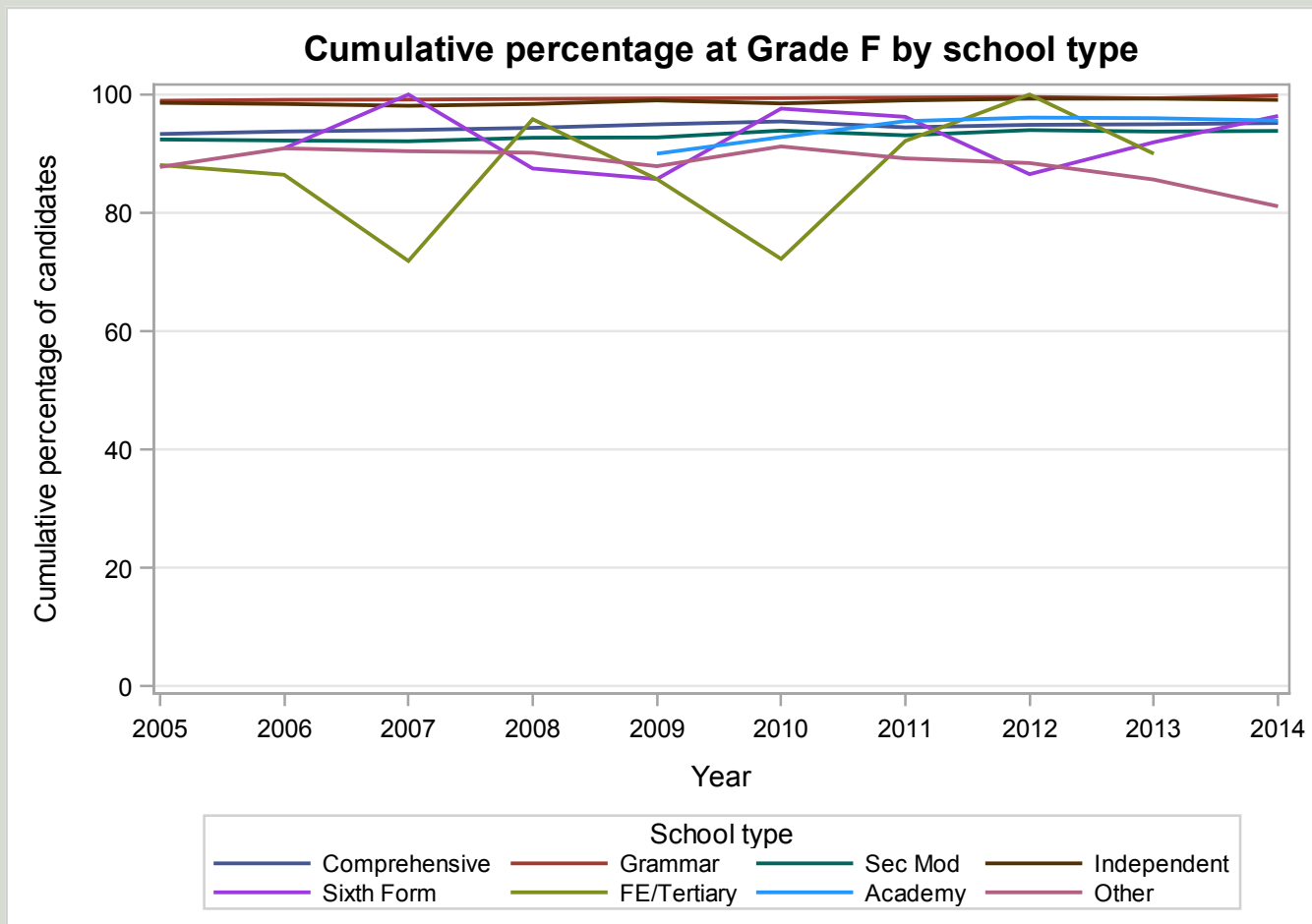


## GCSE DESIGN AND TECHNOLOGY Grade F by school type 2005-2014 Cumulative Percentages

School type	2005	2006	2007	2008	2009	2010	2011	2012	2013	2014
Comprehensive	93.3	93.8	94.0	94.4	95.0	95.4	94.5	94.9	95.0	95.2
Grammar	98.9	99.1	99.1	99.2	99.3	99.4	99.5	99.6	99.3	99.8
Sec Mod	92.4	92.2	92.1	92.7	92.8	93.9	93.1	94.0	93.7	93.9
Independent	98.6	98.4	98.1	98.4	99.0	98.5	99.0	99.3	99.3	99.1
Sixth Form	.	90.9	100.0	87.5	85.7	97.6	96.2	86.5	91.9	96.4
FE/Tertiary	88.1	86.4	71.9	95.8	85.7	72.2	92.2	100.0	90.0	.
Academy	.	.	.	.	90.0	92.8	95.5	96.1	96.0	95.6
Other	87.8	90.9	90.4	90.2	87.9	91.2	89.2	88.4	85.6	81.1

### Cumulative Numbers

School type	2005	2006	2007	2008	2009	2010	2011	2012	2013	2014
Comprehensive	324326	305120	290516	271510	245160	227470	156971	135755	108427	97921
Grammar	14866	13977	13868	13488	12663	12657	7669	7321	6162	5924
Sec Mod	18314	15886	15172	14413	13049	12362	8232	7320	5869	5863
Independent	13562	13617	14401	13236	11593	12331	11508	11007	10898	10522
Sixth Form	0	30	6	7	6	41	51	45	114	213
FE/Tertiary	133	51	23	23	66	13	47	19	9	0
Academy	.	.	.	.	7227	9230	54892	66977	77975	82386
Other	674	660	736	2250	929	957	1761	1672	1293	1404

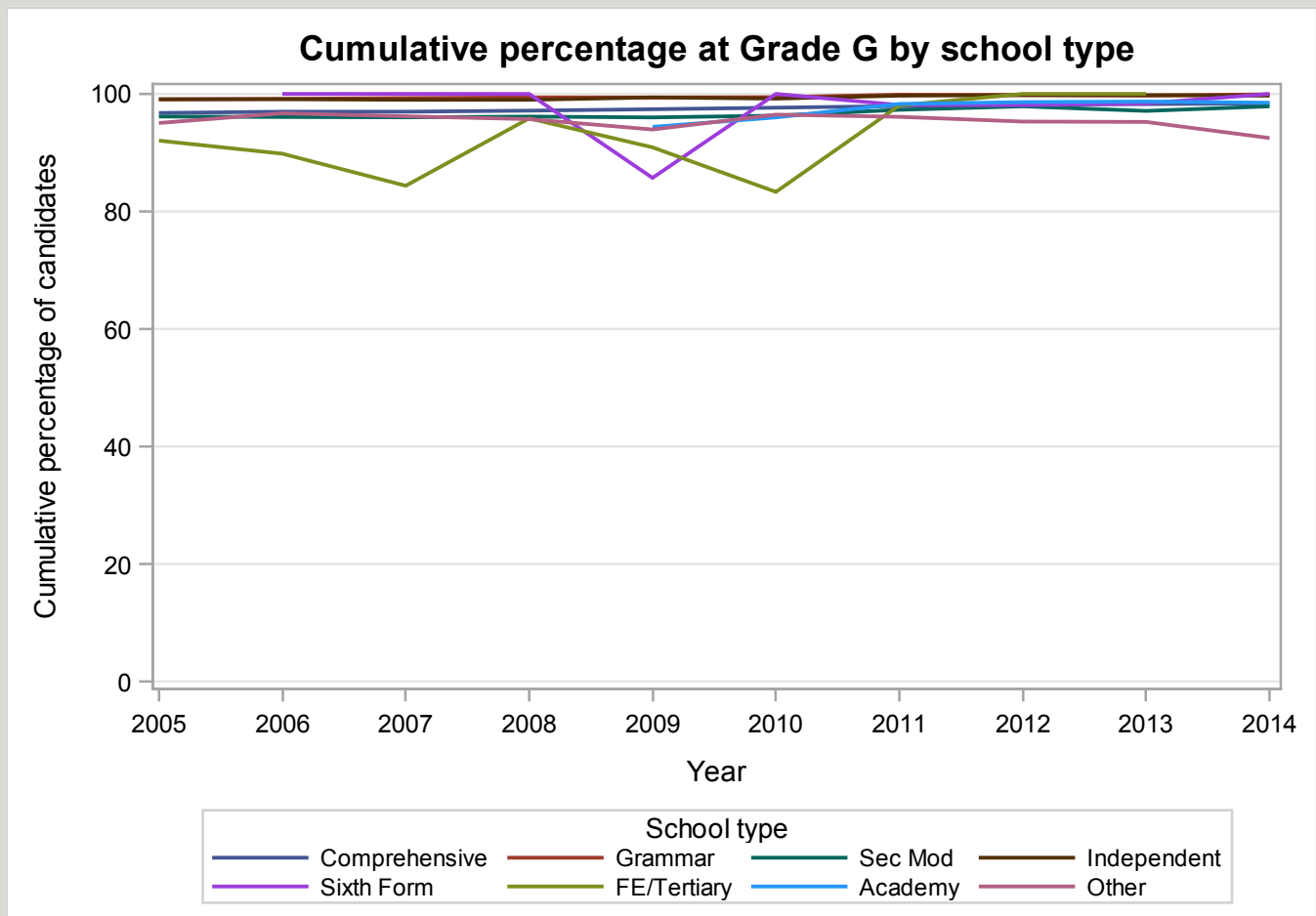


## GCSE DESIGN AND TECHNOLOGY Grade G by school type 2005-2014 Cumulative Percentages

School type	2005	2006	2007	2008	2009	2010	2011	2012	2013	2014
Comprehensive	96.8	97.0	97.0	97.1	97.4	97.7	97.9	98.2	98.3	98.4
Grammar	99.1	99.2	99.3	99.4	99.4	99.4	99.9	99.8	99.7	99.9
Sec Mod	96.2	96.1	96.0	96.1	96.0	96.3	97.3	97.9	97.1	97.9
Independent	99.1	99.1	99.0	99.0	99.4	99.2	99.7	99.8	99.8	99.7
Sixth Form	.	100.0	100.0	100.0	85.7	100.0	98.1	98.1	98.4	100.0
FE/Tertiary	92.1	89.8	84.4	95.8	90.9	83.3	98.0	100.0	100.0	.
Academy	.	.	.	.	94.4	96.0	98.3	98.6	98.7	98.5
Other	95.1	96.7	96.2	95.7	93.9	96.5	96.1	95.3	95.2	92.5

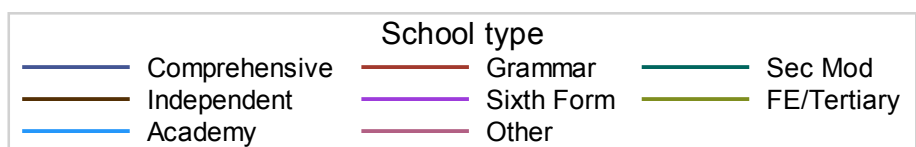
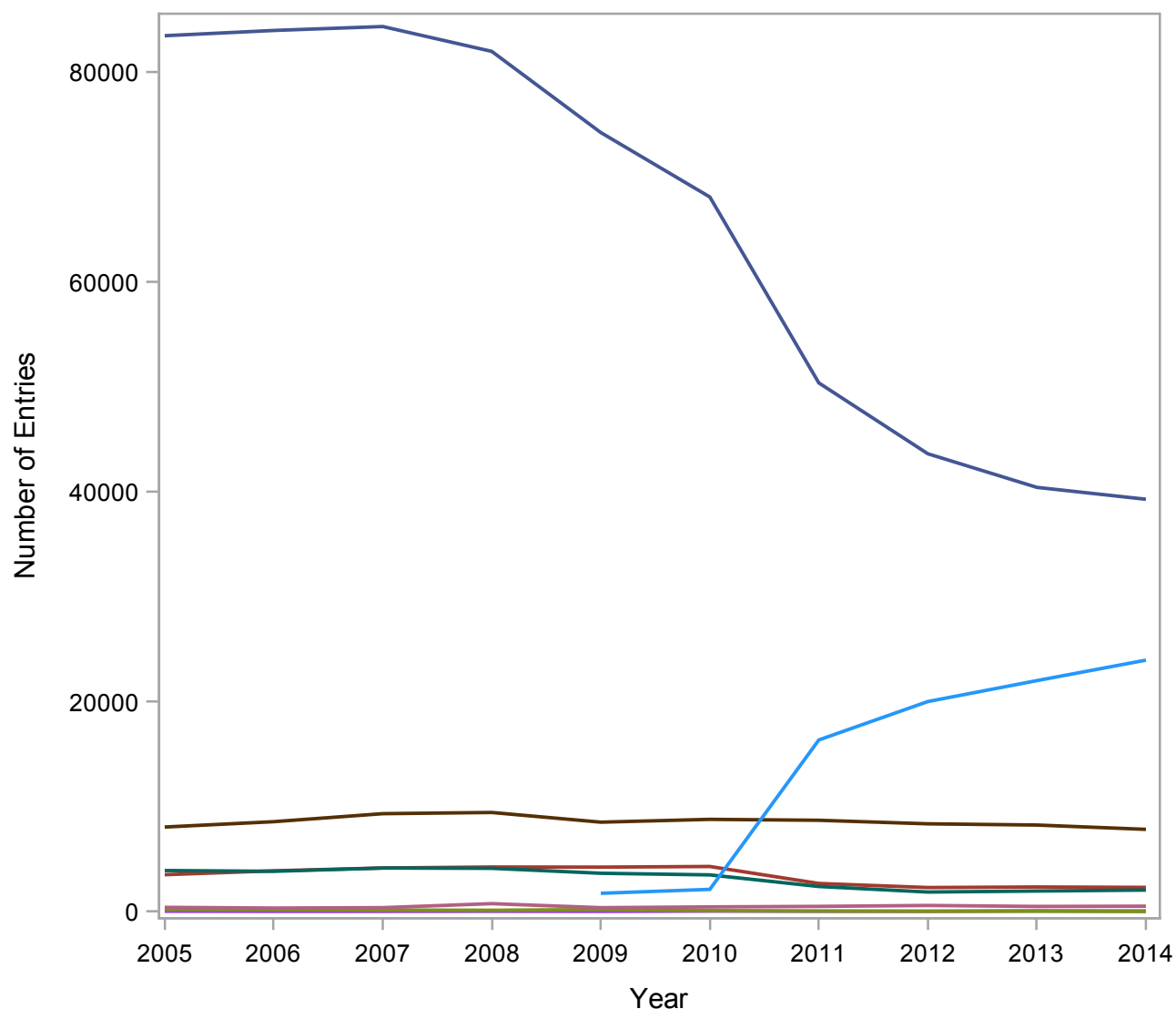
### Cumulative Numbers

School type	2005	2006	2007	2008	2009	2010	2011	2012	2013	2014
Comprehensive	336239	315616	299722	279522	251429	232730	162742	140458	112188	101207
Grammar	14882	13984	13888	13509	12669	12663	7698	7336	6185	5929
Sec Mod	19058	16548	15817	14949	13506	12678	8603	7623	6080	6115
Independent	13631	13713	14533	13316	11640	12419	11589	11063	10953	10586
Sixth Form	0	33	6	8	6	42	52	51	122	221
FE/Tertiary	139	53	27	23	70	15	50	19	10	0
Academy	.	.	.	.	7580	9548	56502	68719	80166	84888
Other	730	702	783	2388	993	1012	1897	1802	1438	1601



## Numbers of GCSE entries in DRAMA by school type 2005-2014

School type	2005	2006	2007	2008	2009	2010	2011	2012	2013	2014
<b>Comprehensive</b>	83499	84001	84375	82005	74268	68125	50398	43642	40440	39306
<b>Grammar</b>	3512	3882	4152	4243	4234	4295	2677	2287	2340	2304
<b>Sec Mod</b>	3908	3837	4148	4122	3648	3493	2388	1860	1953	2046
<b>Independent</b>	8057	8567	9330	9443	8521	8788	8701	8363	8246	7834
<b>Sixth Form</b>	27	14	15	20	14	39	27	29	65	55
<b>FE/Tertiary</b>	194	182	141	121	190	91	44	23	30	0
<b>Academy</b>	.	.	.	.	1738	2114	16359	20020	22016	23968
<b>Other</b>	399	332	370	752	369	443	490	578	487	509



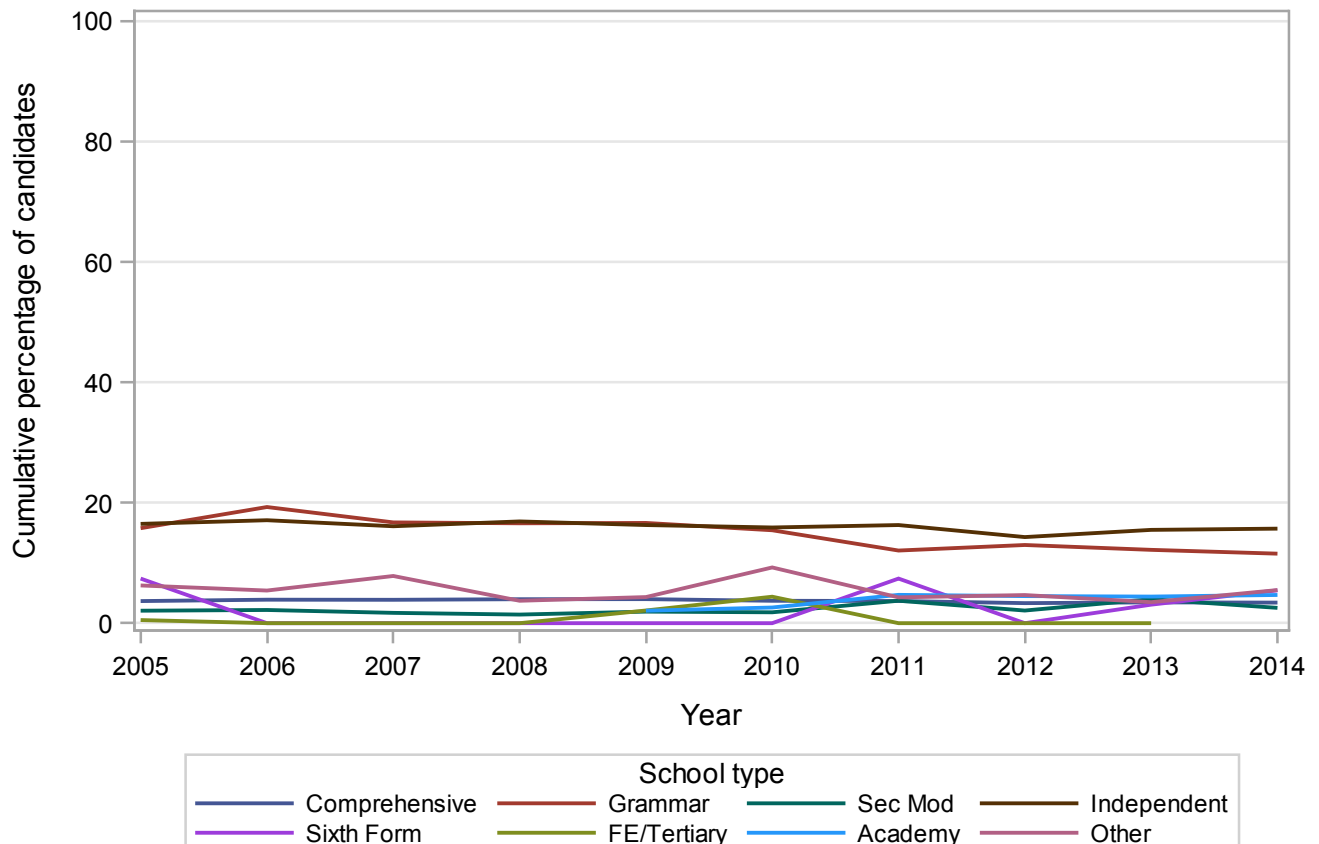
## GCSE DRAMA Grade A\* by school type 2005-2014 Cumulative Percentages

School type	2005	2006	2007	2008	2009	2010	2011	2012	2013	2014
Comprehensive	3.7	3.9	3.9	4.0	4.0	3.7	3.7	3.3	3.5	3.4
Grammar	15.8	19.3	16.7	16.6	16.7	15.4	12.1	13.0	12.2	11.5
Sec Mod	2.1	2.2	1.7	1.4	1.9	1.8	3.7	2.1	4.0	2.5
Independent	16.5	17.1	16.1	16.9	16.3	15.9	16.3	14.3	15.5	15.7
Sixth Form	7.4	0.0	0.0	0.0	0.0	0.0	7.4	0.0	3.1	5.5
FE/Tertiary	0.5	0.0	0.0	0.0	2.1	4.4	0.0	0.0	0.0	.
Academy	.	.	.	.	2.1	2.6	4.7	4.5	4.4	4.7
Other	6.3	5.4	7.8	3.7	4.3	9.3	4.3	4.7	3.5	5.5

### Cumulative Numbers

School type	2005	2006	2007	2008	2009	2010	2011	2012	2013	2014
Comprehensive	3065	3276	3277	3266	2967	2533	1857	1453	1396	1343
Grammar	554	749	695	704	705	663	323	297	285	266
Sec Mod	81	84	71	59	70	63	89	39	78	52
Independent	1329	1465	1502	1596	1389	1397	1418	1196	1278	1230
Sixth Form	2	0	0	0	0	0	2	0	2	3
FE/Tertiary	1	0	0	0	4	4	0	0	0	0
Academy	.	.	.	.	36	55	769	901	973	1123
Other	25	18	29	28	16	41	21	27	17	28

### Cumulative percentage at Grade A\* by school type





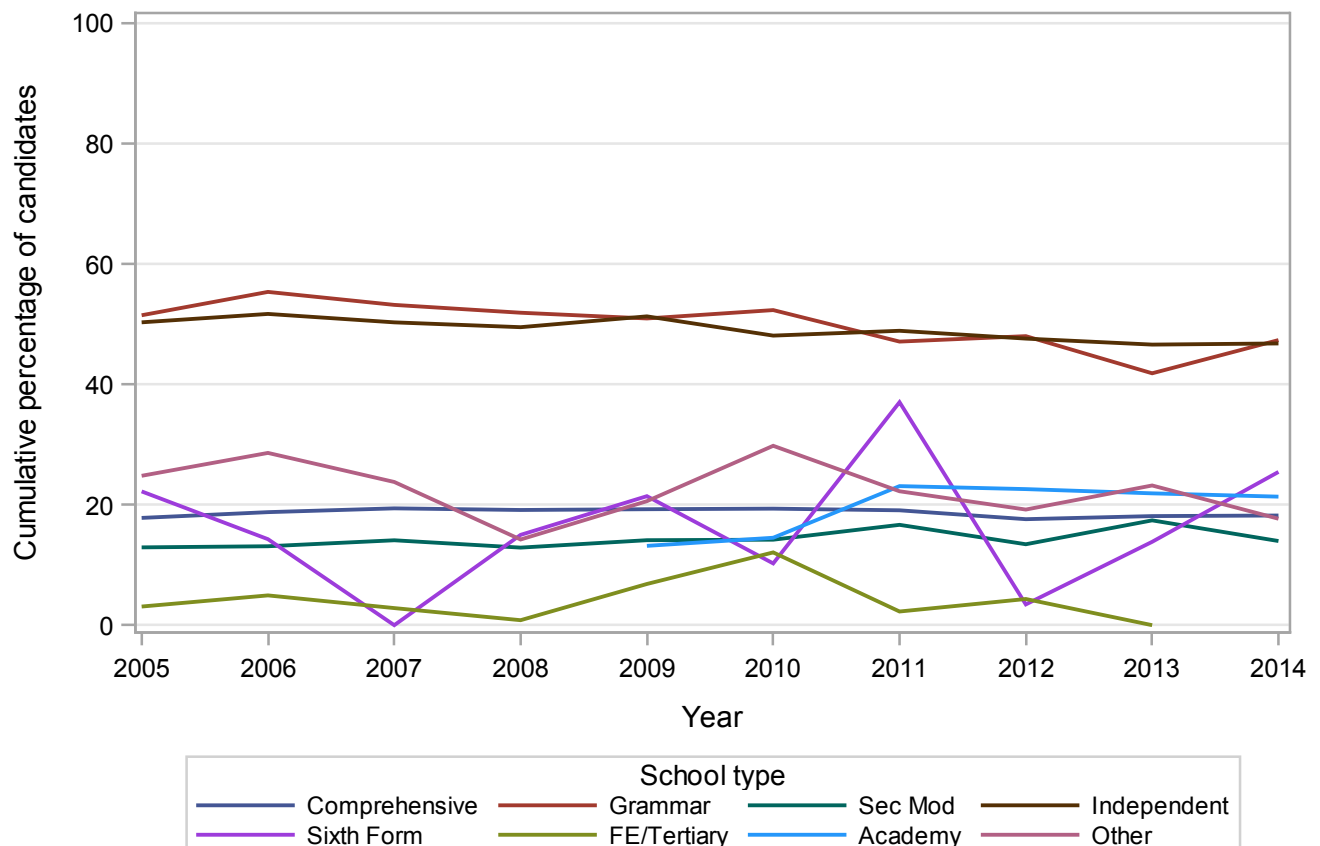
## GCSE DRAMA Grade A by school type 2005-2014 Cumulative Percentages

School type	2005	2006	2007	2008	2009	2010	2011	2012	2013	2014
Comprehensive	17.8	18.8	19.4	19.1	19.3	19.4	19.1	17.6	18.1	18.2
Grammar	51.5	55.4	53.2	51.9	50.9	52.3	47.1	48.0	41.8	47.4
Sec Mod	12.9	13.1	14.1	12.9	14.1	14.2	16.7	13.4	17.4	14.0
Independent	50.3	51.7	50.3	49.5	51.3	48.1	48.9	47.6	46.6	46.8
Sixth Form	22.2	14.3	0.0	15.0	21.4	10.3	37.0	3.4	13.8	25.5
FE/Tertiary	3.1	4.9	2.8	0.8	6.8	12.1	2.3	4.3	0.0	.
Academy	.	.	.	.	13.2	14.5	23.1	22.6	21.9	21.3
Other	24.8	28.6	23.8	14.2	20.6	29.8	22.2	19.2	23.2	17.7

### Cumulative Numbers

School type	2005	2006	2007	2008	2009	2010	2011	2012	2013	2014
Comprehensive	14878	15771	16373	15690	14307	13186	9616	7683	7327	7160
Grammar	1808	2149	2209	2202	2157	2248	1261	1098	979	1091
Sec Mod	505	503	585	531	515	496	398	250	340	286
Independent	4053	4429	4693	4674	4371	4227	4255	3981	3843	3666
Sixth Form	6	2	0	3	3	4	10	1	9	14
FE/Tertiary	6	9	4	1	13	11	1	1	0	0
Academy	.	.	.	.	229	307	3779	4525	4821	5117
Other	99	95	88	107	76	132	109	111	113	90

### Cumulative percentage at Grade A by school type



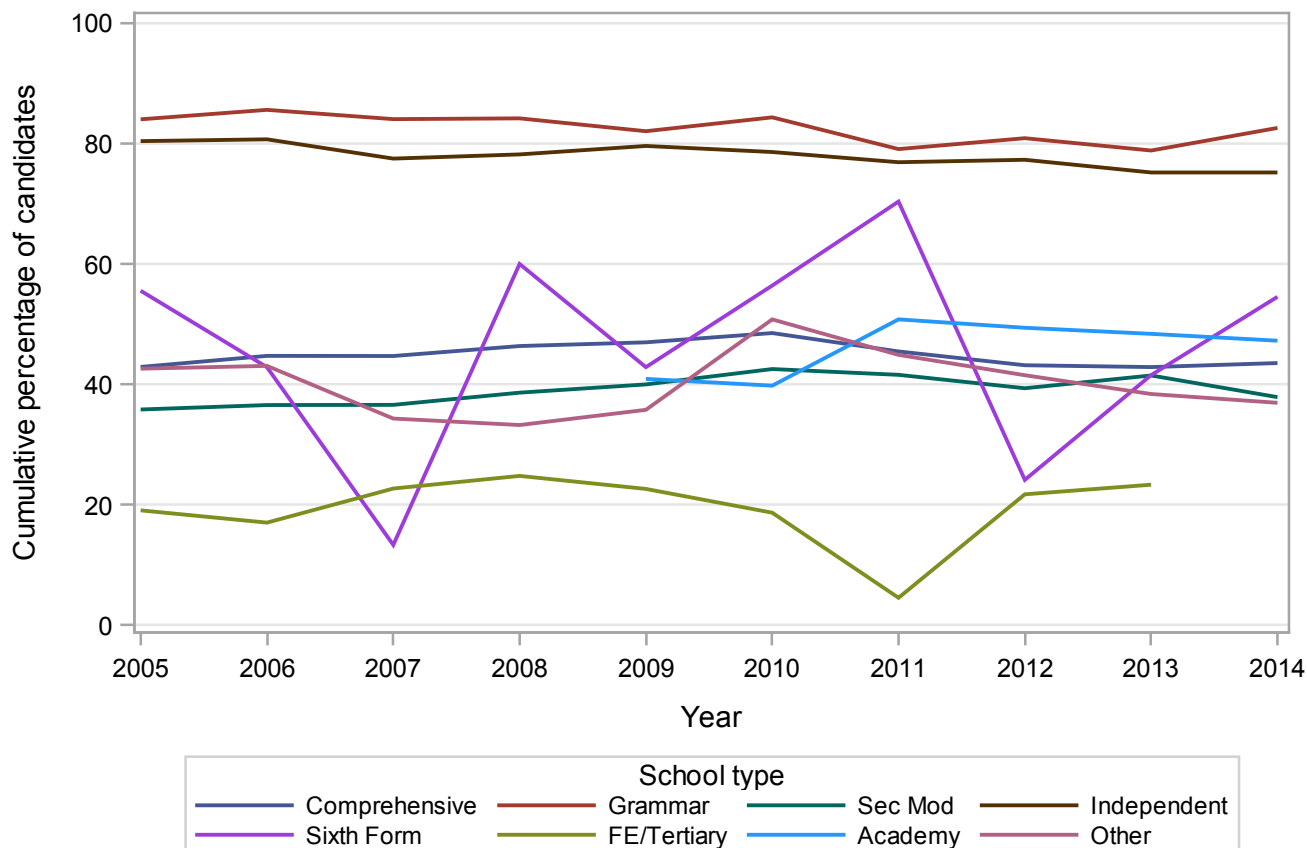
## GCSE DRAMA Grade B by school type 2005-2014 Cumulative Percentages

School type	2005	2006	2007	2008	2009	2010	2011	2012	2013	2014
Comprehensive	42.9	44.7	44.7	46.4	47.0	48.5	45.5	43.2	42.9	43.5
Grammar	84.0	85.6	84.1	84.2	82.1	84.4	79.1	80.9	78.8	82.6
Sec Mod	35.8	36.6	36.6	38.6	40.0	42.5	41.6	39.4	41.5	37.9
Independent	80.4	80.7	77.5	78.2	79.6	78.6	76.9	77.3	75.2	75.2
Sixth Form	55.6	42.9	13.3	60.0	42.9	56.4	70.4	24.1	41.5	54.5
FE/Tertiary	19.1	17.0	22.7	24.8	22.6	18.7	4.5	21.7	23.3	.
Academy	.	.	.	.	40.9	39.8	50.8	49.4	48.4	47.3
Other	42.6	43.1	34.3	33.2	35.8	50.8	44.9	41.5	38.4	36.9

### Cumulative Numbers

School type	2005	2006	2007	2008	2009	2010	2011	2012	2013	2014
Comprehensive	35818	37576	37724	38024	34893	33058	22915	18844	17337	17114
Grammar	2951	3323	3490	3572	3474	3623	2117	1850	1845	1903
Sec Mod	1400	1403	1518	1592	1459	1486	993	732	810	775
Independent	6478	6914	7231	7384	6783	6907	6691	6465	6201	5891
Sixth Form	15	6	2	12	6	22	19	7	27	30
FE/Tertiary	37	31	32	30	43	17	2	5	7	0
Academy	.	.	.	.	711	841	8310	9890	10654	11325
Other	170	143	127	250	132	225	220	240	187	188

### Cumulative percentage at Grade B by school type



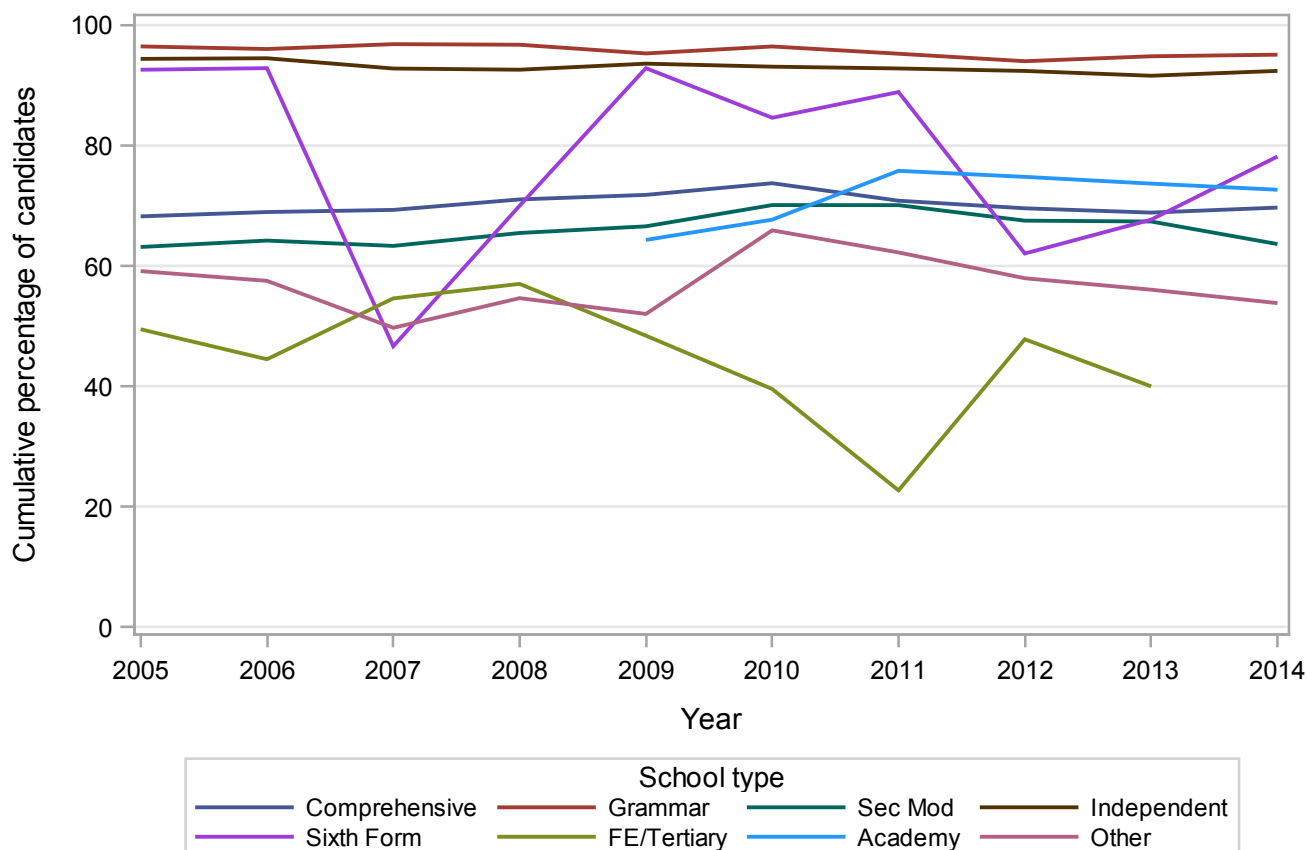
## GCSE DRAMA Grade C by school type 2005-2014 Cumulative Percentages

School type	2005	2006	2007	2008	2009	2010	2011	2012	2013	2014
Comprehensive	68.2	69.0	69.3	71.1	71.8	73.7	70.8	69.6	68.9	69.7
Grammar	96.5	96.0	96.8	96.7	95.3	96.5	95.3	94.0	94.8	95.1
Sec Mod	63.2	64.2	63.3	65.5	66.6	70.1	70.1	67.5	67.4	63.6
Independent	94.4	94.5	92.8	92.6	93.6	93.1	92.8	92.4	91.6	92.4
Sixth Form	92.6	92.9	46.7	70.0	92.9	84.6	88.9	62.1	67.7	78.2
FE/Tertiary	49.5	44.5	54.6	57.0	48.4	39.6	22.7	47.8	40.0	.
Academy	.	.	.	.	64.3	67.7	75.8	74.8	73.7	72.7
Other	59.1	57.5	49.7	54.7	52.0	65.9	62.2	58.0	56.1	53.8

### Cumulative Numbers

School type	2005	2006	2007	2008	2009	2010	2011	2012	2013	2014
Comprehensive	56980	57925	58481	58265	53330	50240	35703	30365	27849	27395
Grammar	3388	3728	4021	4105	4035	4143	2550	2150	2219	2191
Sec Mod	2468	2464	2627	2699	2429	2449	1674	1256	1316	1302
Independent	7606	8096	8658	8744	7976	8182	8075	7727	7553	7239
Sixth Form	25	13	7	14	13	33	24	18	44	43
FE/Tertiary	96	81	77	69	92	36	10	11	12	0
Academy	.	.	.	.	1118	1431	12400	14975	16221	17415
Other	236	191	184	411	192	292	305	335	273	274

### Cumulative percentage at Grade C by school type

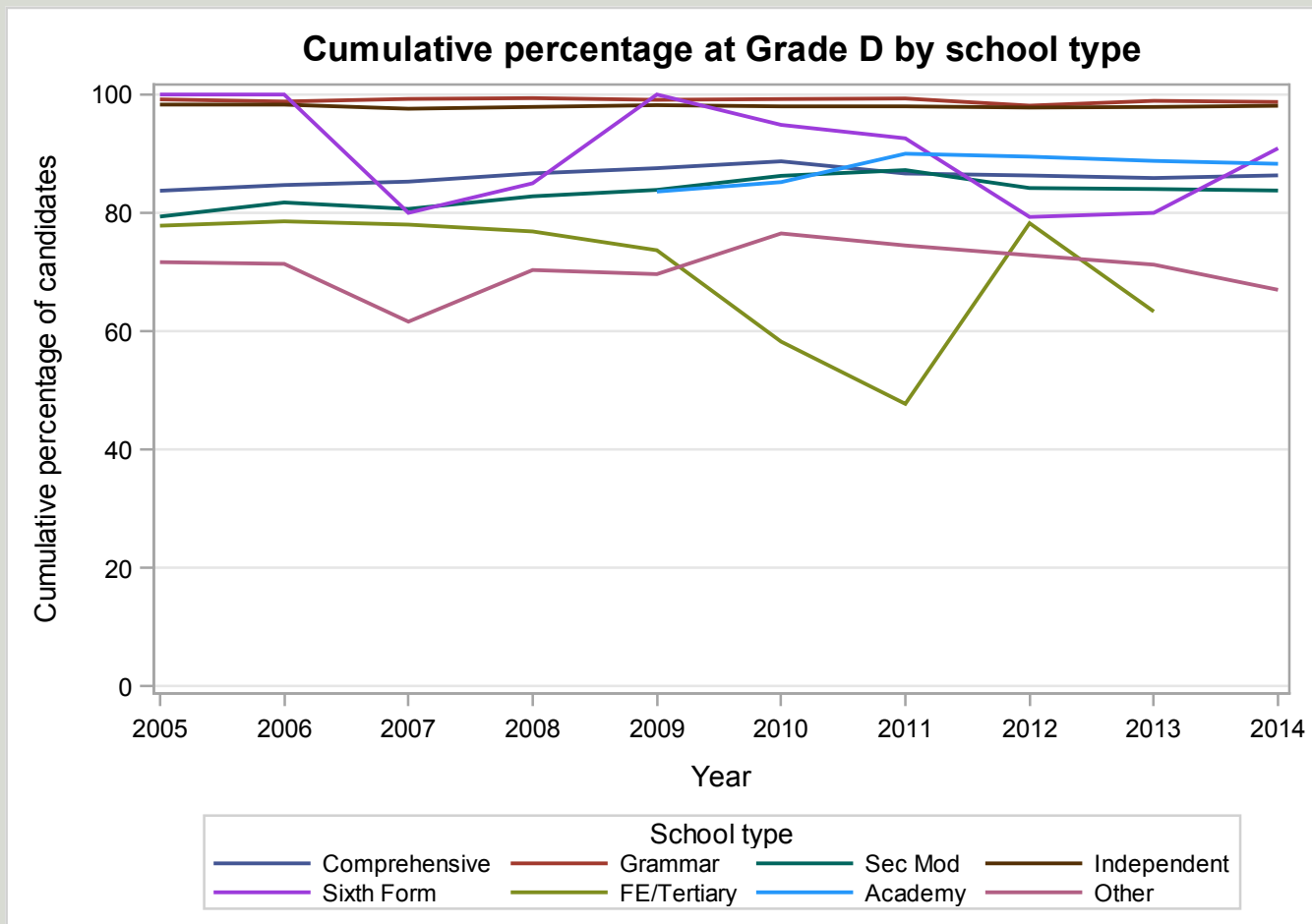


## GCSE DRAMA Grade D by school type 2005-2014 Cumulative Percentages

School type	2005	2006	2007	2008	2009	2010	2011	2012	2013	2014
Comprehensive	83.7	84.7	85.3	86.7	87.6	88.7	86.7	86.3	85.9	86.3
Grammar	99.2	98.8	99.3	99.4	99.1	99.2	99.3	98.1	98.9	98.7
Sec Mod	79.4	81.8	80.7	82.8	83.9	86.3	87.2	84.2	84.0	83.8
Independent	98.3	98.3	97.6	97.9	98.2	98.0	98.0	97.8	97.9	98.1
Sixth Form	100.0	100.0	80.0	85.0	100.0	94.9	92.6	79.3	80.0	90.9
FE/Tertiary	77.8	78.6	78.0	76.9	73.7	58.2	47.7	78.3	63.3	.
Academy	.	.	.	.	83.6	85.2	90.0	89.5	88.8	88.3
Other	71.7	71.4	61.6	70.3	69.6	76.5	74.5	72.8	71.3	67.0

### Cumulative Numbers

School type	2005	2006	2007	2008	2009	2010	2011	2012	2013	2014
Comprehensive	69921	71151	71954	71071	65023	60437	43672	37670	34732	33937
Grammar	3483	3836	4121	4217	4196	4262	2659	2244	2315	2275
Sec Mod	3102	3137	3346	3413	3060	3013	2083	1566	1641	1714
Independent	7920	8421	9106	9245	8368	8612	8527	8179	8073	7685
Sixth Form	27	14	12	17	14	37	25	23	52	50
FE/Tertiary	151	143	110	93	140	53	21	18	19	0
Academy	.	.	.	.	1453	1801	14723	17918	19547	21162
Other	286	237	228	529	257	339	365	421	347	341

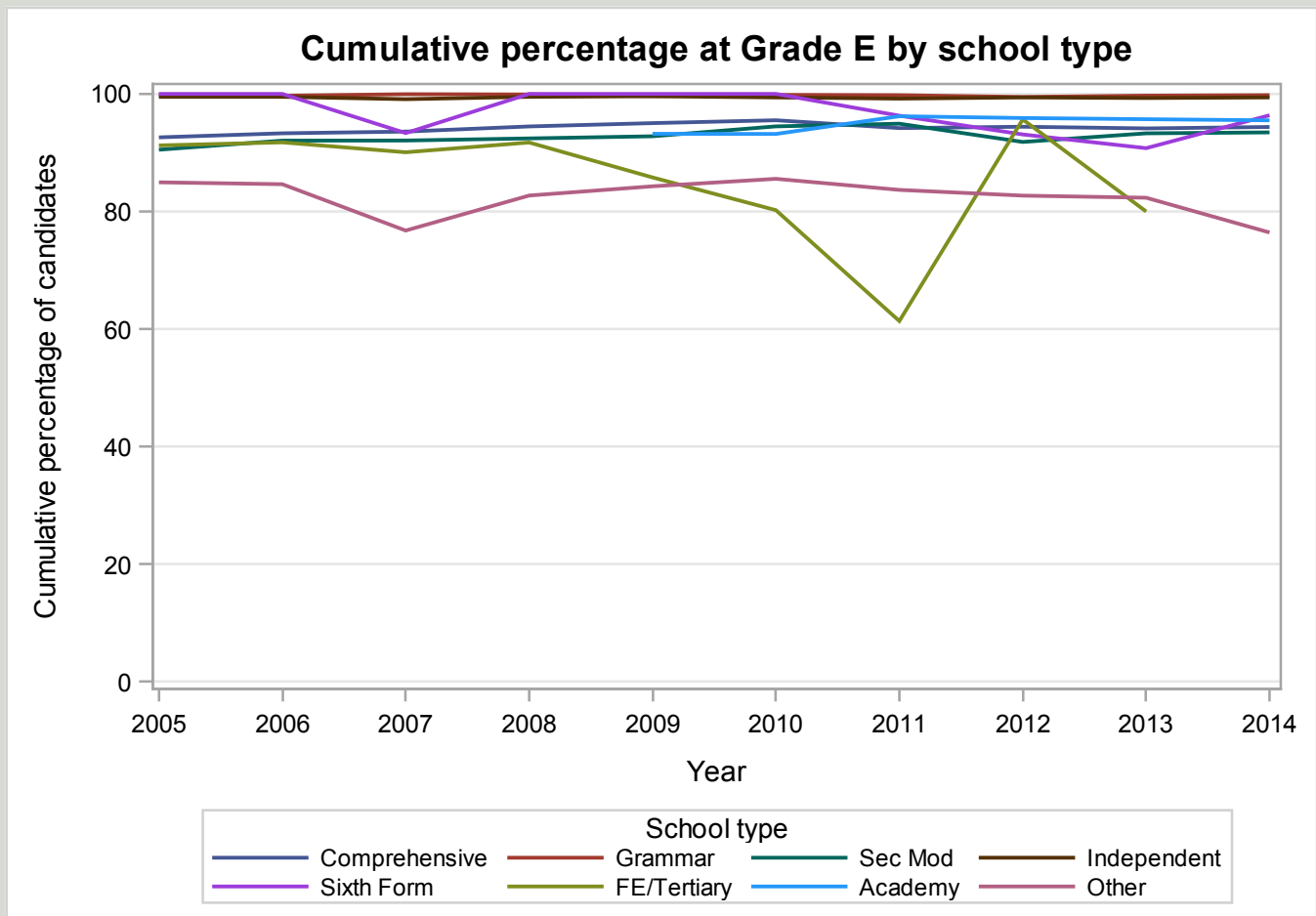


## GCSE DRAMA Grade E by school type 2005-2014 Cumulative Percentages

School type	2005	2006	2007	2008	2009	2010	2011	2012	2013	2014
Comprehensive	92.6	93.3	93.6	94.5	95.0	95.5	94.2	94.4	94.1	94.4
Grammar	99.8	99.7	100.0	99.9	99.6	99.8	99.8	99.5	99.7	99.8
Sec Mod	90.5	92.1	92.1	92.4	92.8	94.5	94.9	91.8	93.3	93.5
Independent	99.5	99.5	99.1	99.5	99.6	99.4	99.2	99.4	99.3	99.4
Sixth Form	100.0	100.0	93.3	100.0	100.0	100.0	96.3	93.1	90.8	96.4
FE/Tertiary	91.2	91.8	90.1	91.7	85.8	80.2	61.4	95.7	80.0	.
Academy	.	.	.	.	93.2	93.2	96.2	95.9	95.7	95.5
Other	85.0	84.6	76.8	82.7	84.3	85.6	83.7	82.7	82.3	76.4

### Cumulative Numbers

School type	2005	2006	2007	2008	2009	2010	2011	2012	2013	2014
Comprehensive	77325	78370	78966	77467	70578	65071	47467	41204	38066	37094
Grammar	3506	3870	4150	4239	4218	4288	2671	2275	2333	2299
Sec Mod	3537	3532	3819	3810	3385	3300	2267	1708	1822	1912
Independent	8017	8524	9246	9396	8487	8735	8631	8313	8188	7787
Sixth Form	27	14	14	20	14	39	26	27	59	53
FE/Tertiary	177	167	127	111	163	73	27	22	24	0
Academy	.	.	.	.	1620	1970	15737	19199	21068	22890
Other	339	281	284	622	311	379	410	478	401	389



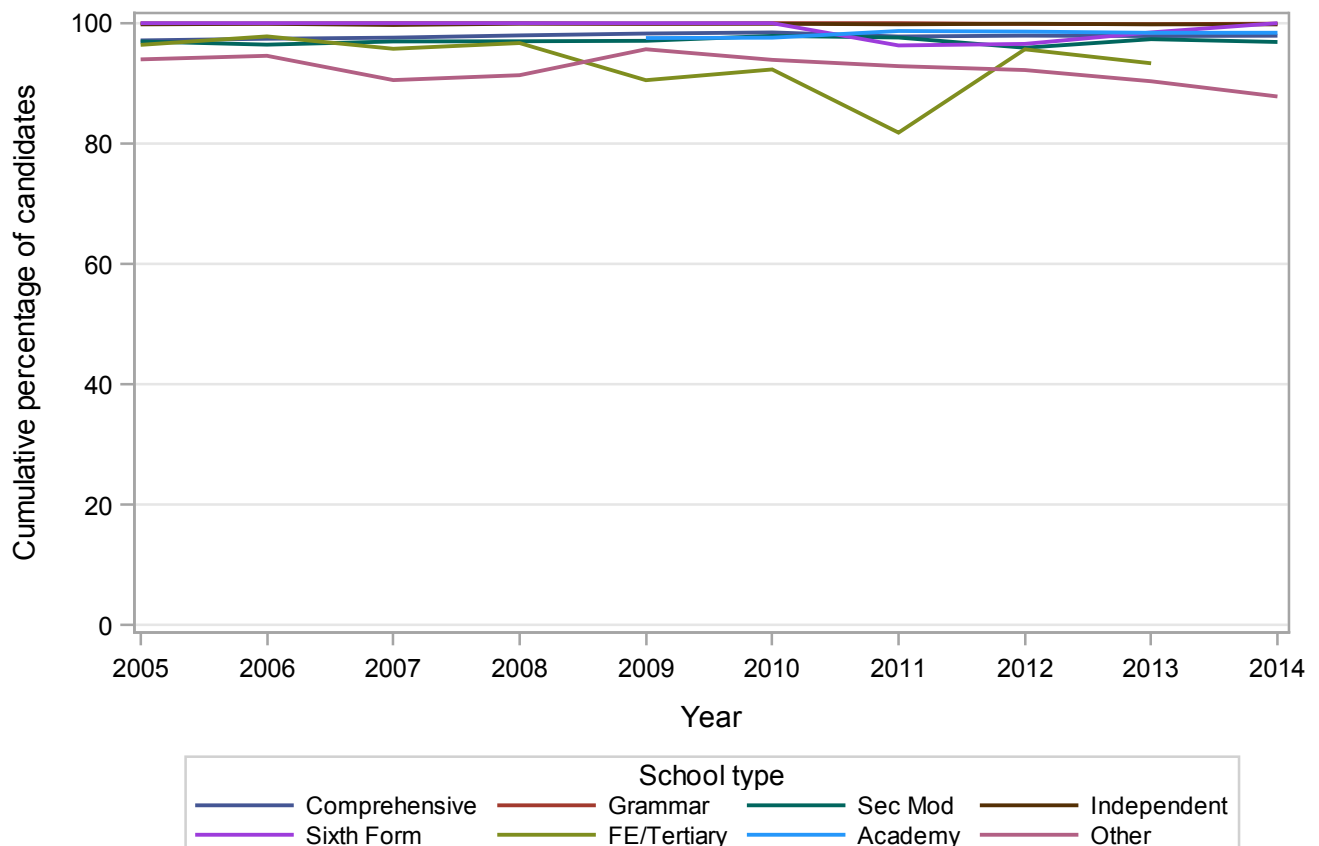
## GCSE DRAMA Grade F by school type 2005-2014 Cumulative Percentages

School type	2005	2006	2007	2008	2009	2010	2011	2012	2013	2014
Comprehensive	97.1	97.4	97.6	98.0	98.3	98.5	97.8	97.9	97.9	97.9
Grammar	100.0	99.9	100.0	100.0	99.9	100.0	100.0	99.9	99.8	99.9
Sec Mod	97.0	96.4	97.0	97.0	97.1	97.9	97.6	95.9	97.3	96.9
Independent	99.8	99.9	99.7	99.9	99.9	99.9	99.8	99.9	99.8	99.8
Sixth Form	100.0	100.0	100.0	100.0	100.0	100.0	96.3	96.6	98.5	100.0
FE/Tertiary	96.4	97.8	95.7	96.7	90.5	92.3	81.8	95.7	93.3	.
Academy	.	.	.	.	97.5	97.6	98.7	98.6	98.4	98.4
Other	94.0	94.6	90.5	91.4	95.7	93.9	92.9	92.2	90.3	87.8

### Cumulative Numbers

School type	2005	2006	2007	2008	2009	2010	2011	2012	2013	2014
Comprehensive	81105	81822	82346	80338	72988	67075	49282	42738	39574	38486
Grammar	3511	3880	4152	4243	4230	4295	2677	2284	2336	2302
Sec Mod	3789	3700	4022	3998	3541	3419	2331	1784	1901	1982
Independent	8041	8558	9302	9434	8512	8779	8684	8355	8230	7818
Sixth Form	27	14	15	20	14	39	26	28	64	55
FE/Tertiary	187	178	135	117	172	84	36	22	28	0
Academy	.	.	.	.	1695	2063	16146	19740	21663	23586
Other	375	314	335	687	353	416	455	533	440	447

### Cumulative percentage at Grade F by school type



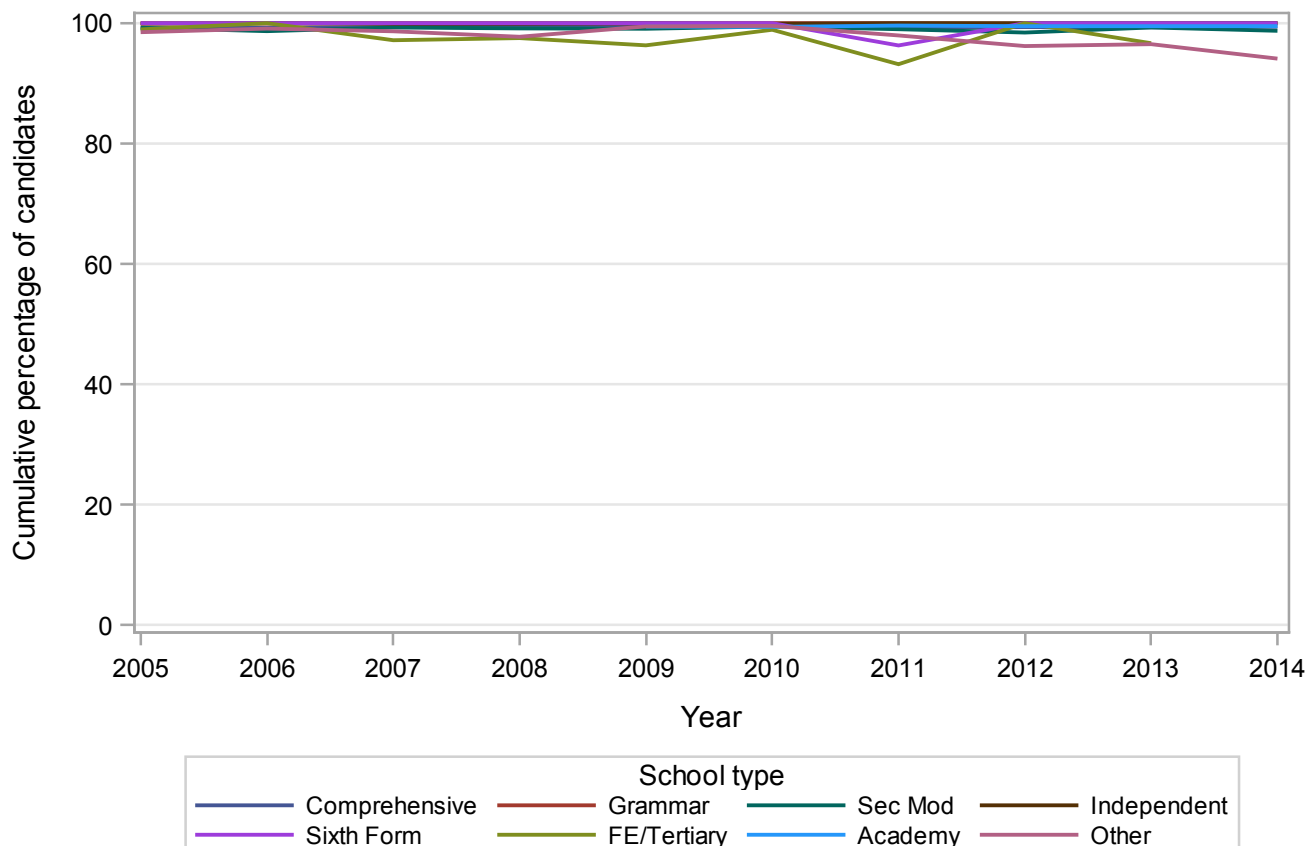
## GCSE DRAMA Grade G by school type 2005-2014 Cumulative Percentages

School type	2005	2006	2007	2008	2009	2010	2011	2012	2013	2014
Comprehensive	99.2	99.2	99.3	99.5	99.5	99.6	99.2	99.3	99.3	99.4
Grammar	100.0	99.9	100.0	100.0	100.0	100.0	100.0	99.9	99.9	100.0
Sec Mod	99.2	98.7	99.3	99.1	99.1	99.5	99.0	98.4	99.3	98.7
Independent	99.9	100.0	99.9	99.9	100.0	99.9	100.0	100.0	100.0	100.0
Sixth Form	100.0	100.0	100.0	100.0	100.0	100.0	96.3	100.0	100.0	100.0
FE/Tertiary	99.0	100.0	97.2	97.5	96.3	98.9	93.2	100.0	96.7	.
Academy	.	.	.	.	99.4	99.4	99.6	99.5	99.5	99.5
Other	98.5	99.1	98.6	97.7	99.5	99.5	98.0	96.2	96.5	94.1

## Cumulative Numbers

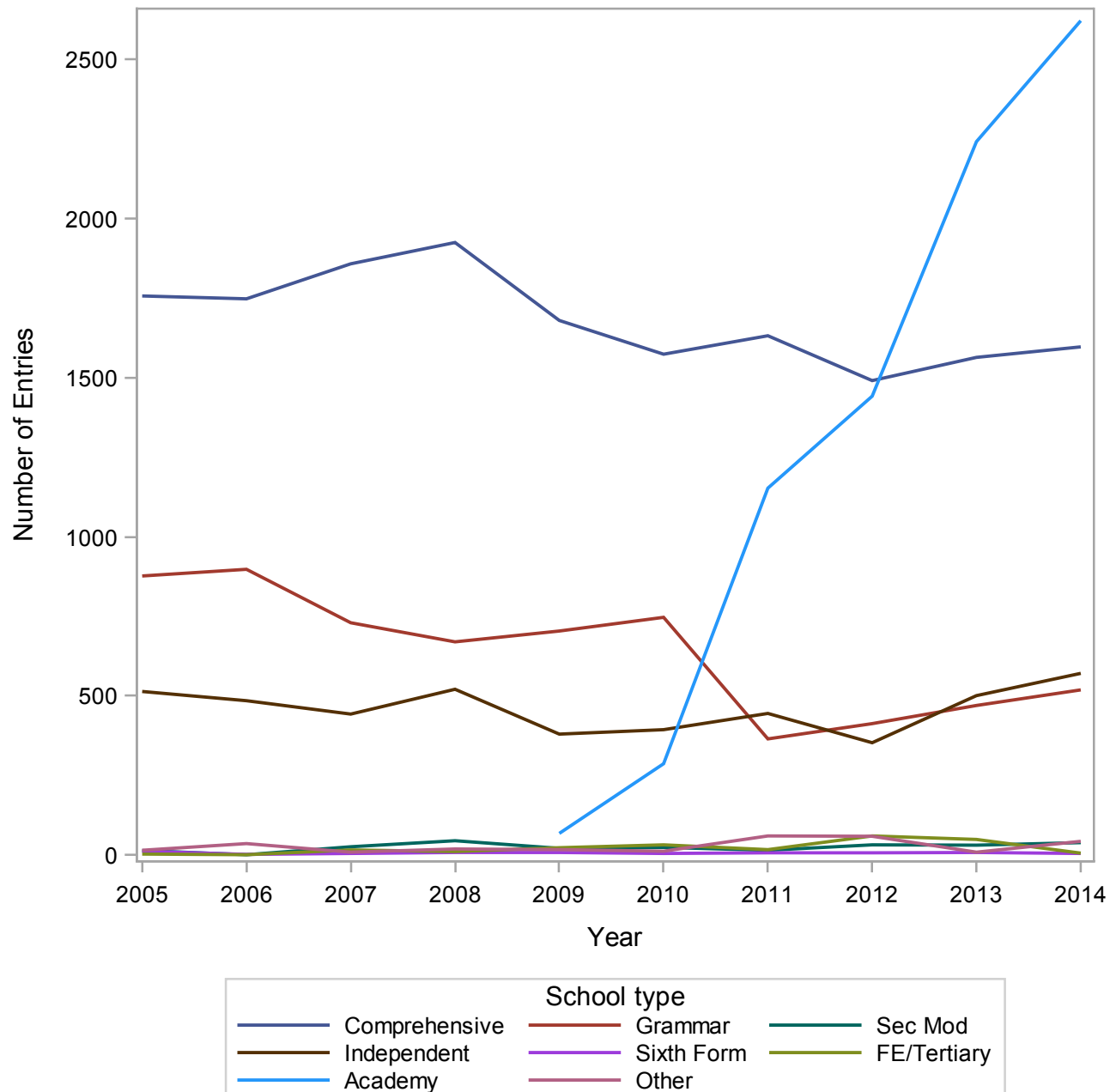
School type	2005	2006	2007	2008	2009	2010	2011	2012	2013	2014
Comprehensive	82797	83355	83825	81595	73925	67853	50003	43355	40163	39070
Grammar	3512	3880	4152	4243	4232	4295	2677	2285	2337	2304
Sec Mod	3878	3786	4118	4086	3614	3474	2364	1831	1939	2020
Independent	8049	8567	9321	9434	8521	8779	8701	8363	8246	7834
Sixth Form	27	14	15	20	14	39	26	29	65	55
FE/Tertiary	192	182	137	118	183	90	41	23	29	0
Academy	.	.	.	.	1728	2101	16294	19920	21906	23849
Other	393	329	365	735	367	441	480	556	470	479

### Cumulative percentage at Grade G by school type



## Numbers of GCSE entries in ECONOMICS by school type 2005-2014

School type	2005	2006	2007	2008	2009	2010	2011	2012	2013	2014
Comprehensive	1757	1748	1858	1925	1680	1574	1632	1491	1564	1597
Grammar	877	898	730	670	704	747	365	413	470	519
Sec Mod	14	1	26	45	21	24	15	32	31	39
Independent	514	485	443	521	380	394	445	353	501	571
Sixth Form	12	2	5	8	8	5	7	7	8	5
FE/Tertiary	3	1	16	11	23	32	17	60	49	6
Academy	.	.	.	.	68	287	1153	1442	2242	2622
Other	15	36	9	19	17	12	60	59	9	43





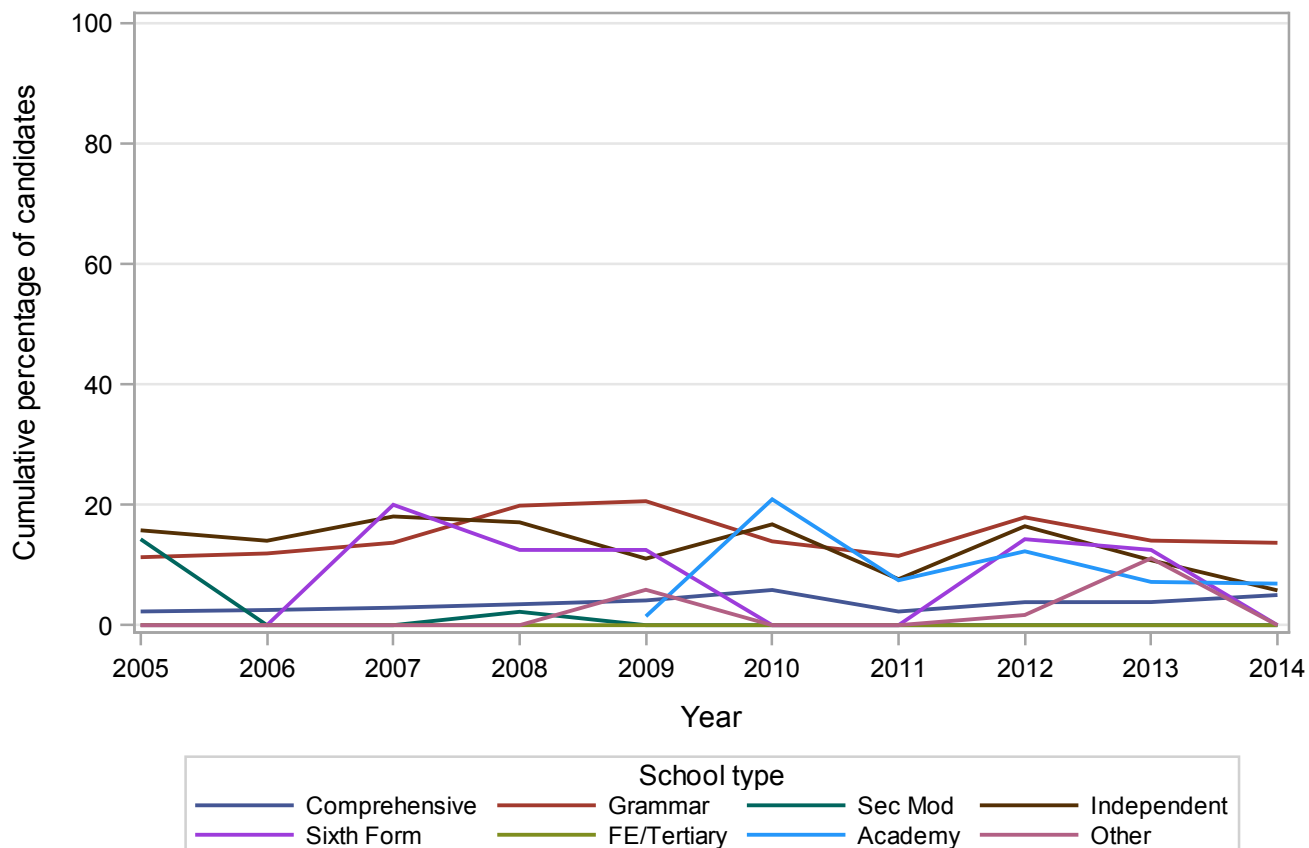
## GCSE ECONOMICS Grade A\* by school type 2005-2014 Cumulative Percentages

School type	2005	2006	2007	2008	2009	2010	2011	2012	2013	2014
Comprehensive	2.3	2.5	2.9	3.5	4.1	5.8	2.3	3.8	3.8	5.0
Grammar	11.3	11.9	13.7	19.9	20.6	13.9	11.5	17.9	14.0	13.7
Sec Mod	14.3	0.0	0.0	2.2	0.0	0.0	0.0	0.0	0.0	0.0
Independent	15.8	14.0	18.1	17.1	11.1	16.8	7.6	16.4	10.8	5.8
Sixth Form	0.0	0.0	20.0	12.5	12.5	0.0	0.0	14.3	12.5	0.0
FE/Tertiary	0.0	0.0	0.0	0.0	0.0	0.0	0.0	0.0	0.0	0.0
Academy	.	.	.	.	1.5	20.9	7.5	12.3	7.2	6.9
Other	0.0	0.0	0.0	0.0	5.9	0.0	0.0	1.7	11.1	0.0

### Cumulative Numbers

School type	2005	2006	2007	2008	2009	2010	2011	2012	2013	2014
Comprehensive	40	44	54	67	69	92	37	57	60	80
Grammar	99	107	100	133	145	104	42	74	66	71
Sec Mod	2	0	0	1	0	0	0	0	0	0
Independent	81	68	80	89	42	66	34	58	54	33
Sixth Form	0	0	1	1	1	0	0	1	1	0
FE/Tertiary	0	0	0	0	0	0	0	0	0	0
Academy	.	.	.	.	1	60	86	177	161	181
Other	0	0	0	0	1	0	0	1	1	0

### Cumulative percentage at Grade A\* by school type



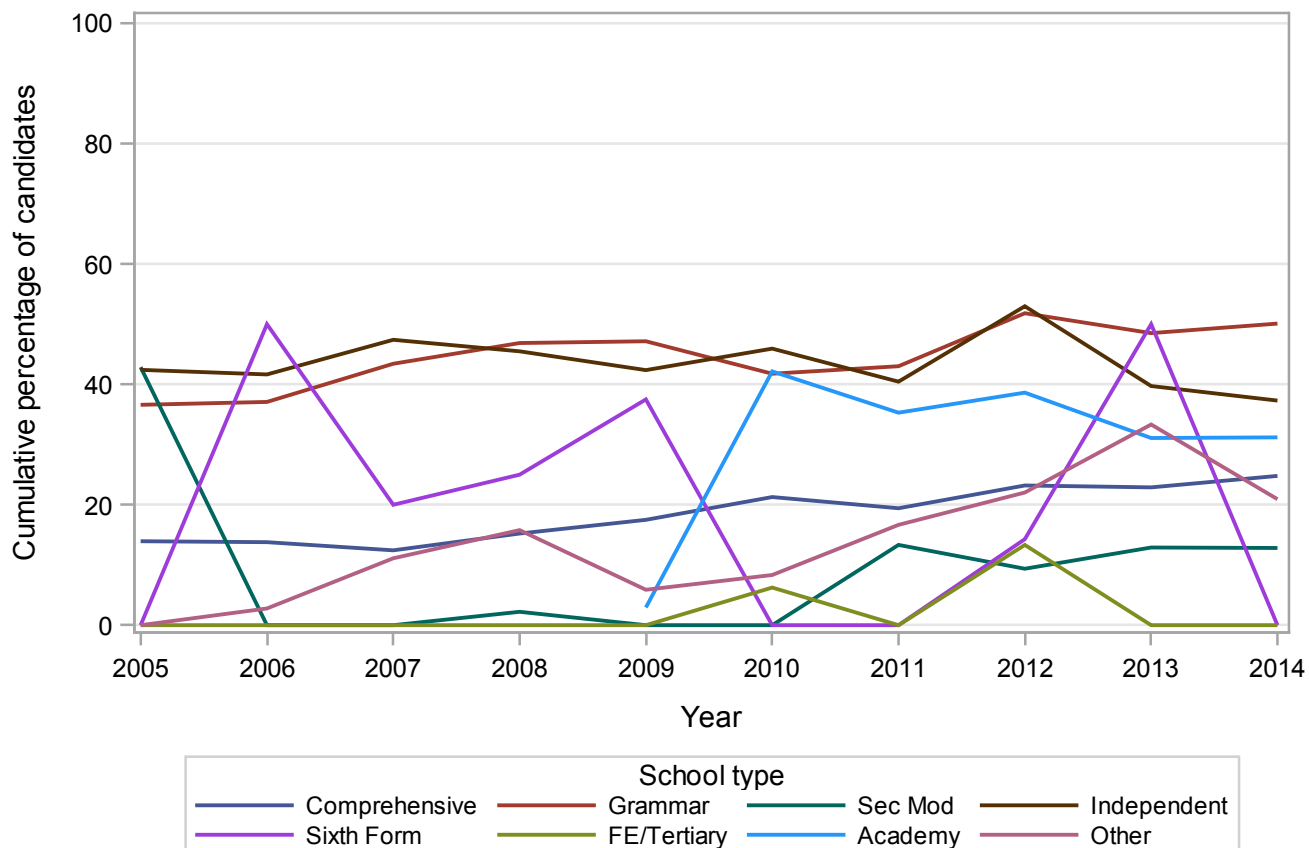
## GCSE ECONOMICS Grade A by school type 2005-2014 Cumulative Percentages

School type	2005	2006	2007	2008	2009	2010	2011	2012	2013	2014
Comprehensive	13.9	13.8	12.4	15.2	17.5	21.3	19.4	23.2	22.9	24.8
Grammar	36.6	37.1	43.4	46.9	47.2	41.8	43.0	51.8	48.5	50.1
Sec Mod	42.9	0.0	0.0	2.2	0.0	0.0	13.3	9.4	12.9	12.8
Independent	42.4	41.6	47.4	45.5	42.4	45.9	40.4	53.0	39.7	37.3
Sixth Form	0.0	50.0	20.0	25.0	37.5	0.0	0.0	14.3	50.0	0.0
FE/Tertiary	0.0	0.0	0.0	0.0	0.0	6.3	0.0	13.3	0.0	0.0
Academy	.	.	.	.	2.9	42.2	35.3	38.6	31.1	31.2
Other	0.0	2.8	11.1	15.8	5.9	8.3	16.7	22.0	33.3	20.9

### Cumulative Numbers

School type	2005	2006	2007	2008	2009	2010	2011	2012	2013	2014
Comprehensive	245	241	231	293	294	335	317	346	358	396
Grammar	321	333	317	314	332	312	157	214	228	260
Sec Mod	6	0	0	1	0	0	2	3	4	5
Independent	218	202	210	237	161	181	180	187	199	213
Sixth Form	0	1	1	2	3	0	0	1	4	0
FE/Tertiary	0	0	0	0	0	2	0	8	0	0
Academy	.	.	.	.	2	121	407	557	697	818
Other	0	1	1	3	1	1	10	13	3	9

### Cumulative percentage at Grade A by school type



## GCSE ECONOMICS Grade B by school type 2005-2014

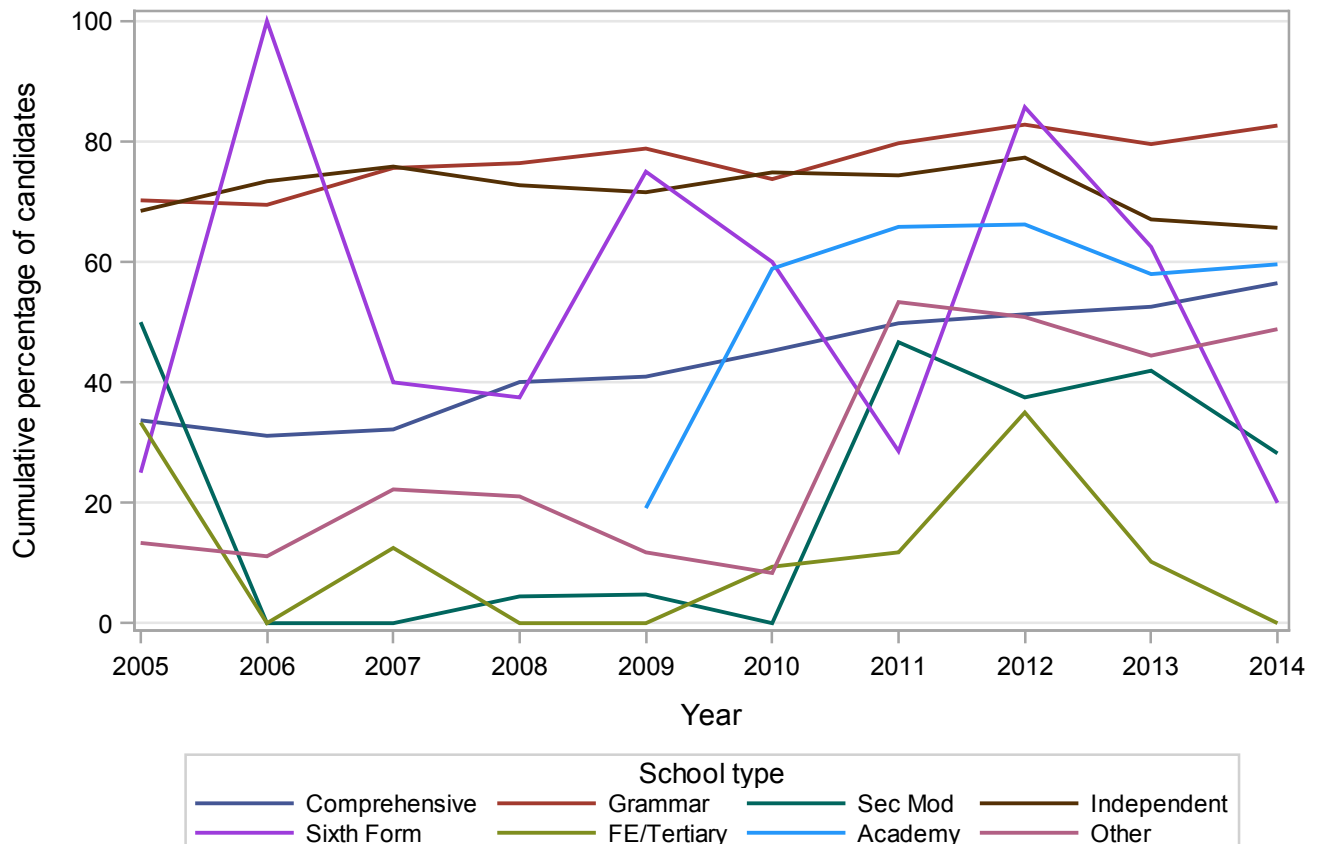
### Cumulative Percentages

School type	2005	2006	2007	2008	2009	2010	2011	2012	2013	2014
Comprehensive	33.7	31.1	32.2	40.1	41.0	45.2	49.8	51.3	52.6	56.5
Grammar	70.2	69.5	75.6	76.4	78.8	73.8	79.7	82.8	79.6	82.7
Sec Mod	50.0	0.0	0.0	4.4	4.8	0.0	46.7	37.5	41.9	28.2
Independent	68.5	73.4	75.8	72.7	71.6	74.9	74.4	77.3	67.1	65.7
Sixth Form	25.0	100.0	40.0	37.5	75.0	60.0	28.6	85.7	62.5	20.0
FE/Tertiary	33.3	0.0	12.5	0.0	0.0	9.4	11.8	35.0	10.2	0.0
Academy	.	.	.	.	19.1	58.9	65.8	66.2	58.0	59.6
Other	13.3	11.1	22.2	21.1	11.8	8.3	53.3	50.8	44.4	48.8

### Cumulative Numbers

School type	2005	2006	2007	2008	2009	2010	2011	2012	2013	2014
Comprehensive	592	544	598	771	688	712	813	765	822	902
Grammar	616	624	552	512	555	551	291	342	374	429
Sec Mod	7	0	0	2	1	0	7	12	13	11
Independent	352	356	336	379	272	295	331	273	336	375
Sixth Form	3	2	2	3	6	3	2	6	5	1
FE/Tertiary	1	0	2	0	0	3	2	21	5	0
Academy	.	.	.	.	13	169	759	955	1300	1563
Other	2	4	2	4	2	1	32	30	4	21

### Cumulative percentage at Grade B by school type



## GCSE ECONOMICS Grade C by school type 2005-2014

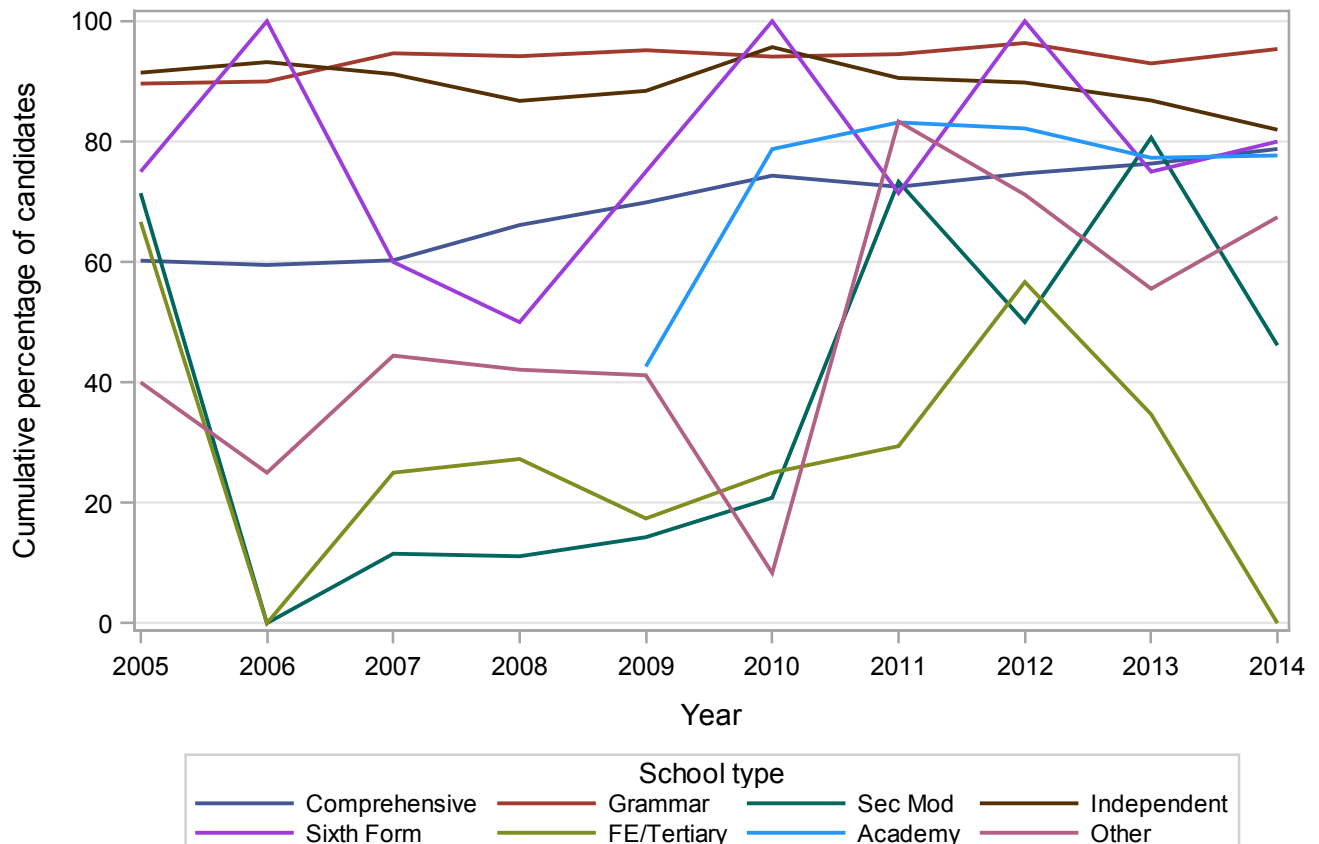
### Cumulative Percentages

School type	2005	2006	2007	2008	2009	2010	2011	2012	2013	2014
Comprehensive	60.2	59.5	60.3	66.1	69.9	74.3	72.5	74.7	76.3	78.8
Grammar	89.6	90.0	94.7	94.2	95.2	94.1	94.5	96.4	93.0	95.4
Sec Mod	71.4	0.0	11.5	11.1	14.3	20.8	73.3	50.0	80.6	46.2
Independent	91.4	93.2	91.2	86.8	88.4	95.7	90.6	89.8	86.8	82.0
Sixth Form	75.0	100.0	60.0	50.0	75.0	100.0	71.4	100.0	75.0	80.0
FE/Tertiary	66.7	0.0	25.0	27.3	17.4	25.0	29.4	56.7	34.7	0.0
Academy	.	.	.	.	42.6	78.7	83.2	82.2	77.3	77.7
Other	40.0	25.0	44.4	42.1	41.2	8.3	83.3	71.2	55.6	67.4

### Cumulative Numbers

School type	2005	2006	2007	2008	2009	2010	2011	2012	2013	2014
Comprehensive	1058	1040	1120	1273	1174	1170	1183	1114	1194	1258
Grammar	786	808	691	631	670	703	345	398	437	495
Sec Mod	10	0	3	5	3	5	11	16	25	18
Independent	470	452	404	452	336	377	403	317	435	468
Sixth Form	9	2	3	4	6	5	5	7	6	4
FE/Tertiary	2	0	4	3	4	8	5	34	17	0
Academy	.	.	.	.	29	226	959	1185	1733	2037
Other	6	9	4	8	7	1	50	42	5	29

### Cumulative percentage at Grade C by school type



## GCSE ECONOMICS Grade D by school type 2005-2014

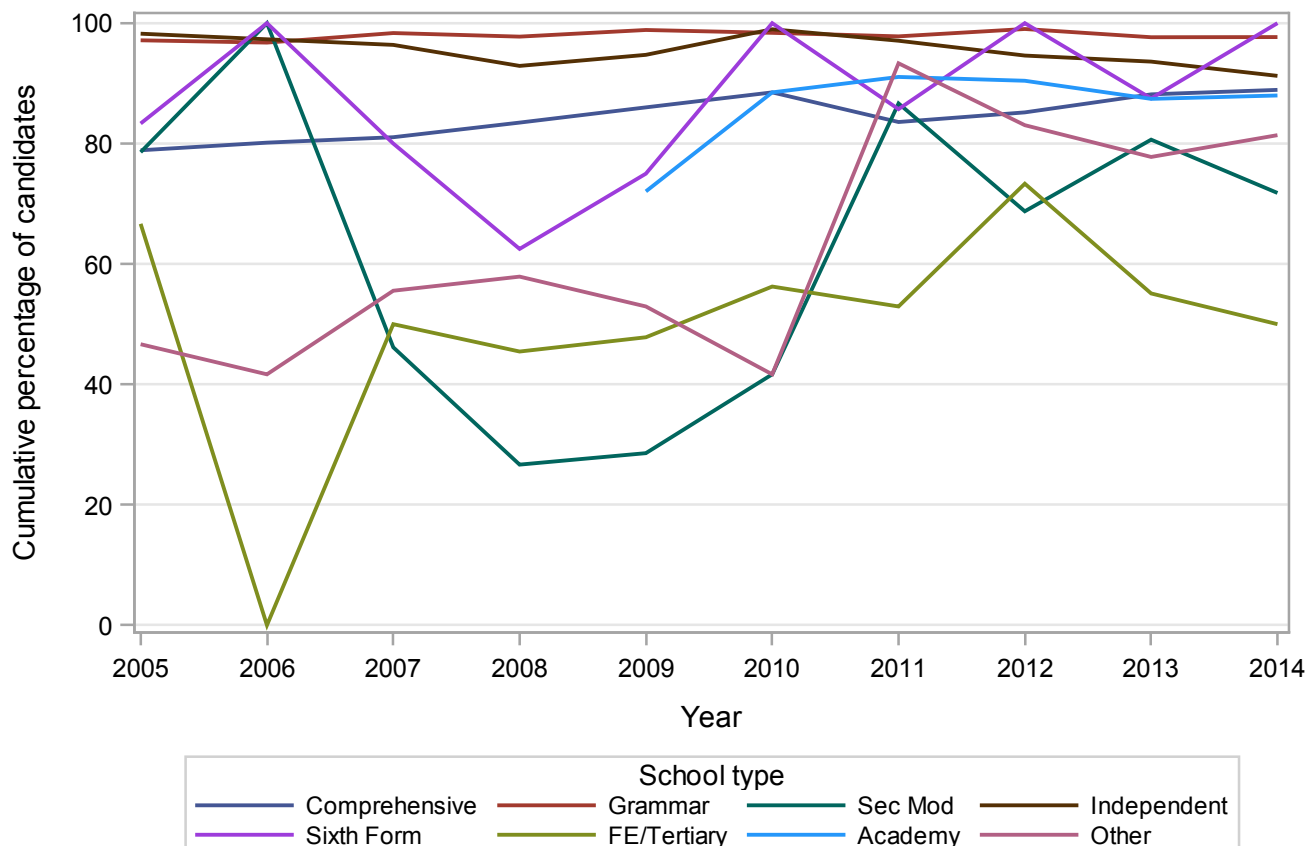
### Cumulative Percentages

School type	2005	2006	2007	2008	2009	2010	2011	2012	2013	2014
Comprehensive	78.9	80.1	81.1	83.5	86.0	88.5	83.6	85.2	88.2	88.9
Grammar	97.1	96.8	98.4	97.8	98.9	98.4	97.8	99.0	97.7	97.7
Sec Mod	78.6	100.0	46.2	26.7	28.6	41.7	86.7	68.8	80.6	71.8
Independent	98.2	97.3	96.4	92.9	94.7	99.0	97.1	94.6	93.6	91.2
Sixth Form	83.3	100.0	80.0	62.5	75.0	100.0	85.7	100.0	87.5	100.0
FE/Tertiary	66.7	0.0	50.0	45.5	47.8	56.3	52.9	73.3	55.1	50.0
Academy	.	.	.	.	72.1	88.5	91.1	90.4	87.4	88.0
Other	46.7	41.7	55.6	57.9	52.9	41.7	93.3	83.1	77.8	81.4

### Cumulative Numbers

School type	2005	2006	2007	2008	2009	2010	2011	2012	2013	2014
Comprehensive	1386	1401	1506	1607	1445	1393	1364	1270	1379	1420
Grammar	852	869	718	655	696	735	357	409	459	507
Sec Mod	11	1	12	12	6	10	13	22	25	28
Independent	505	472	427	484	360	390	432	334	469	521
Sixth Form	10	2	4	5	6	5	6	7	7	5
FE/Tertiary	2	0	8	5	11	18	9	44	27	3
Academy	.	.	.	.	49	254	1050	1304	1960	2307
Other	7	15	5	11	9	5	56	49	7	35

### Cumulative percentage at Grade D by school type



## GCSE ECONOMICS Grade E by school type 2005-2014

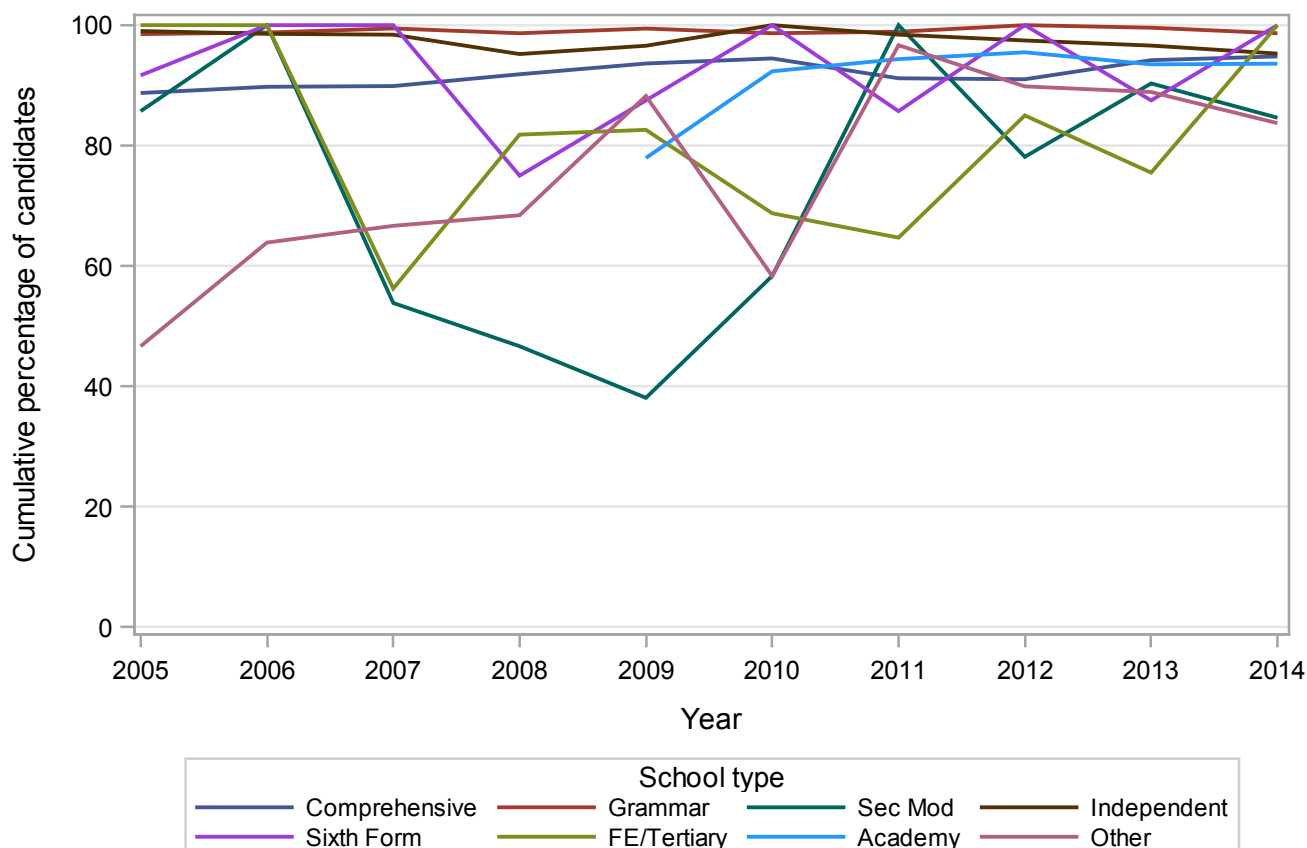
### Cumulative Percentages

School type	2005	2006	2007	2008	2009	2010	2011	2012	2013	2014
Comprehensive	88.7	89.8	89.9	91.8	93.6	94.5	91.2	91.0	94.2	94.8
Grammar	98.5	98.8	99.5	98.7	99.4	98.7	98.9	100.0	99.6	98.7
Sec Mod	85.7	100.0	53.8	46.7	38.1	58.3	100.0	78.1	90.3	84.6
Independent	99.0	98.6	98.4	95.2	96.6	100.0	98.4	97.5	96.6	95.3
Sixth Form	91.7	100.0	100.0	75.0	87.5	100.0	85.7	100.0	87.5	100.0
FE/Tertiary	100.0	100.0	56.3	81.8	82.6	68.8	64.7	85.0	75.5	100.0
Academy	.	.	.	.	77.9	92.3	94.4	95.5	93.5	93.6
Other	46.7	63.9	66.7	68.4	88.2	58.3	96.7	89.8	88.9	83.7

### Cumulative Numbers

School type	2005	2006	2007	2008	2009	2010	2011	2012	2013	2014
Comprehensive	1559	1569	1670	1768	1573	1487	1488	1357	1473	1514
Grammar	864	887	726	661	700	737	361	413	468	512
Sec Mod	12	1	14	21	8	14	15	25	28	33
Independent	509	478	436	496	367	394	438	344	484	544
Sixth Form	11	2	5	6	7	5	6	7	7	5
FE/Tertiary	3	1	9	9	19	22	11	51	37	6
Academy	.	.	.	.	53	265	1088	1377	2096	2454
Other	7	23	6	13	15	7	58	53	8	36

### Cumulative percentage at Grade E by school type

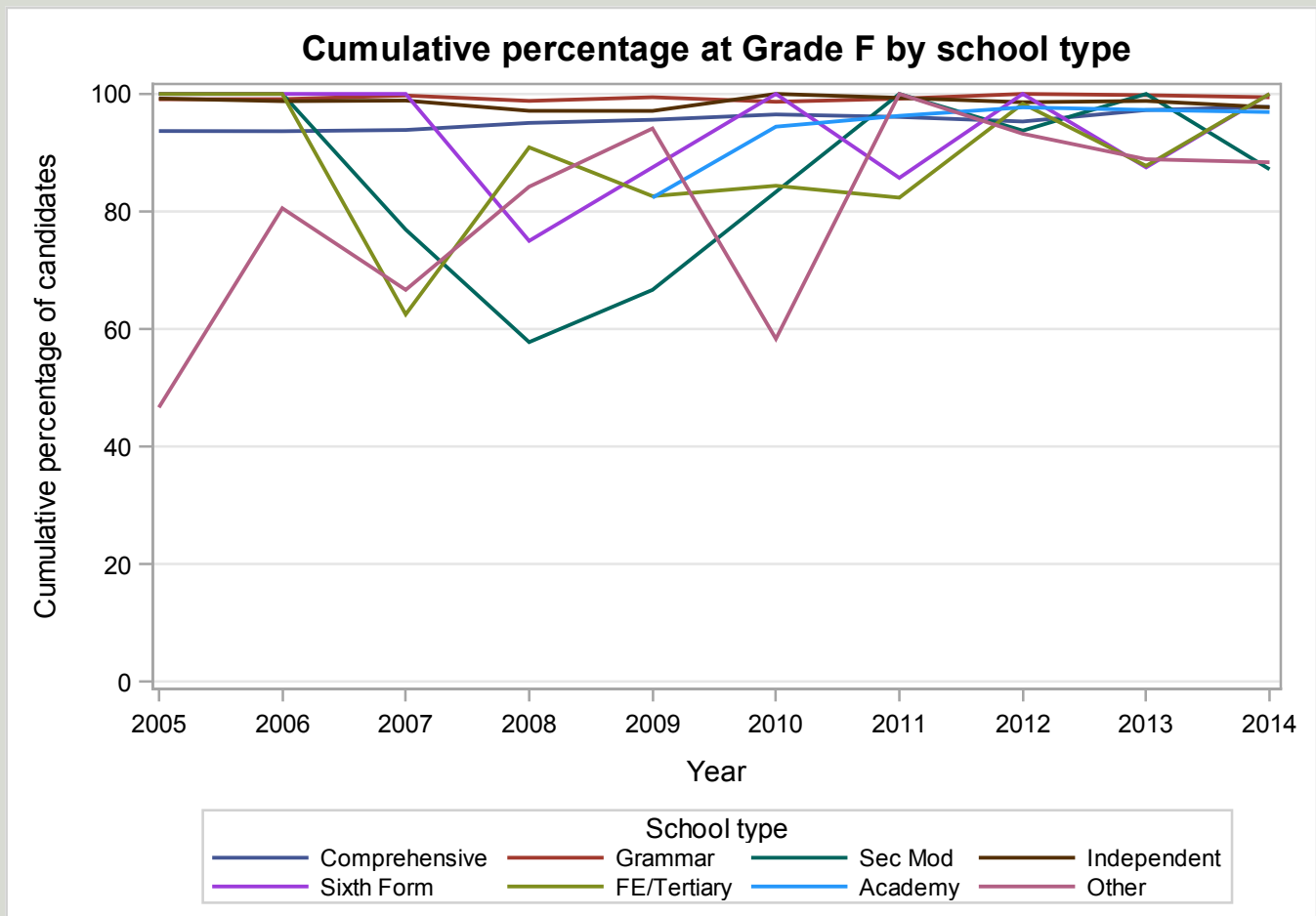


## GCSE ECONOMICS Grade F by school type 2005-2014 Cumulative Percentages

School type	2005	2006	2007	2008	2009	2010	2011	2012	2013	2014
Comprehensive	93.7	93.6	93.9	95.1	95.6	96.5	96.1	95.3	97.3	97.8
Grammar	99.1	99.1	99.7	98.8	99.4	98.7	99.2	100.0	99.8	99.4
Sec Mod	100.0	100.0	76.9	57.8	66.7	83.3	100.0	93.8	100.0	87.2
Independent	99.2	98.8	98.9	97.1	97.1	100.0	99.3	98.6	98.8	97.7
Sixth Form	100.0	100.0	100.0	75.0	87.5	100.0	85.7	100.0	87.5	100.0
FE/Tertiary	100.0	100.0	62.5	90.9	82.6	84.4	82.4	98.3	87.8	100.0
Academy	.	.	.	.	82.4	94.4	96.3	97.7	97.3	96.9
Other	46.7	80.6	66.7	84.2	94.1	58.3	100.0	93.2	88.9	88.4

### Cumulative Numbers

School type	2005	2006	2007	2008	2009	2010	2011	2012	2013	2014
Comprehensive	1646	1637	1744	1830	1606	1519	1568	1421	1521	1562
Grammar	869	890	728	662	700	737	362	413	469	516
Sec Mod	14	1	20	26	14	20	15	30	31	34
Independent	510	479	438	506	369	394	442	348	495	558
Sixth Form	12	2	5	6	7	5	6	7	7	5
FE/Tertiary	3	1	10	10	19	27	14	59	43	6
Academy	.	.	.	.	56	271	1110	1409	2181	2541
Other	7	29	6	16	16	7	60	55	8	38

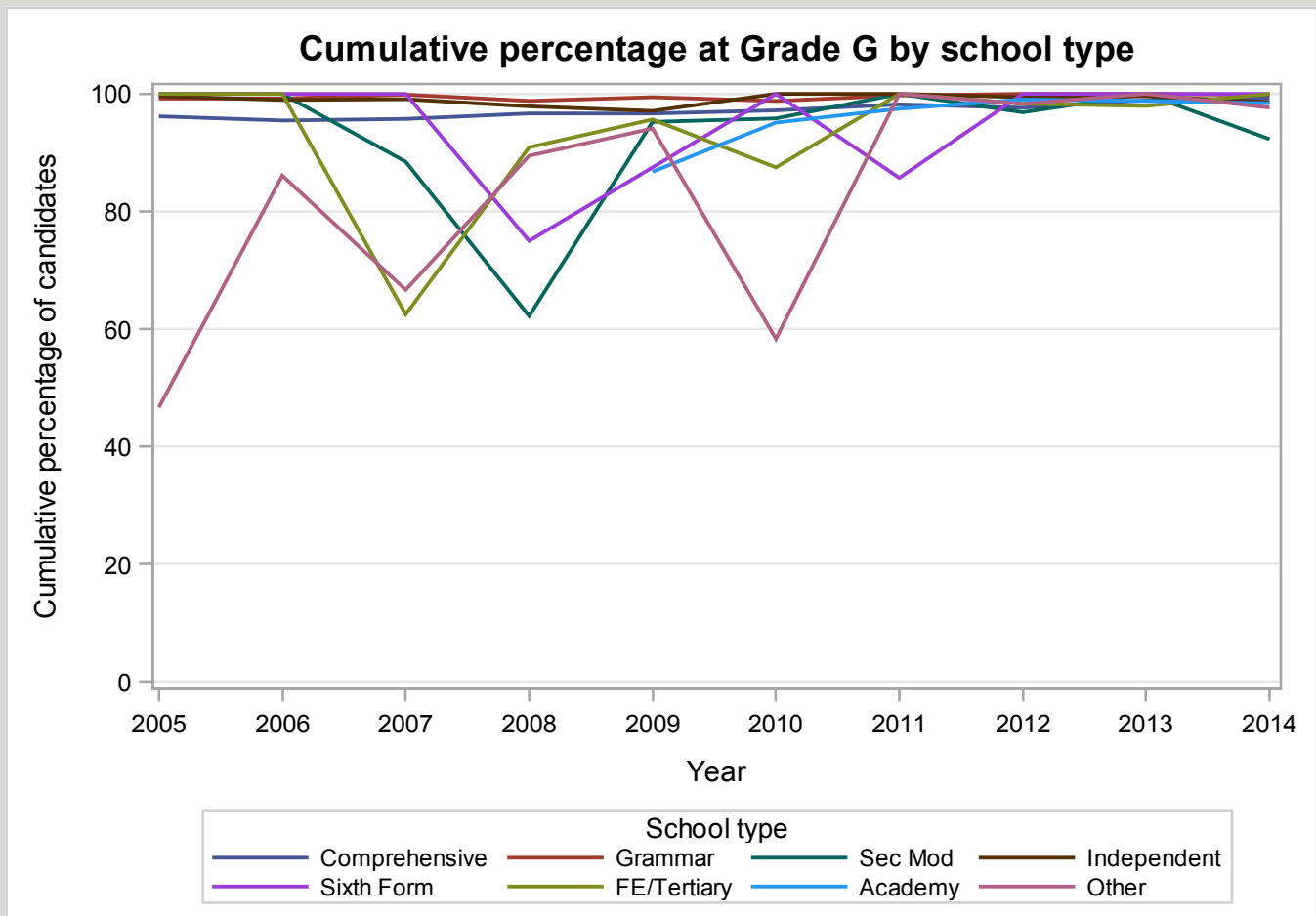


## GCSE ECONOMICS Grade G by school type 2005-2014 Cumulative Percentages

School type	2005	2006	2007	2008	2009	2010	2011	2012	2013	2014
Comprehensive	96.2	95.5	95.7	96.7	96.7	97.2	98.2	97.7	98.9	99.2
Grammar	99.2	99.2	99.9	98.8	99.4	98.8	99.7	100.0	100.0	99.8
Sec Mod	100.0	100.0	88.5	62.2	95.2	95.8	100.0	96.9	100.0	92.3
Independent	99.6	99.0	99.1	97.9	97.1	100.0	100.0	99.4	99.6	98.6
Sixth Form	100.0	100.0	100.0	75.0	87.5	100.0	85.7	100.0	100.0	100.0
FE/Tertiary	100.0	100.0	62.5	90.9	95.7	87.5	100.0	98.3	98.0	100.0
Academy	.	.	.	.	86.8	95.1	97.5	99.0	98.8	98.4
Other	46.7	86.1	66.7	89.5	94.1	58.3	100.0	98.3	100.0	97.7

## Cumulative Numbers

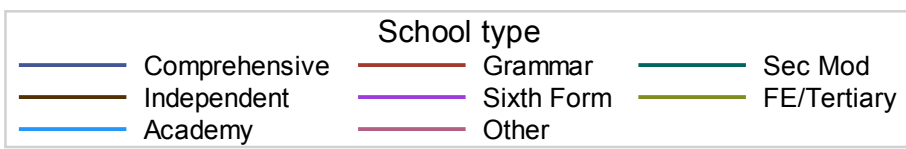
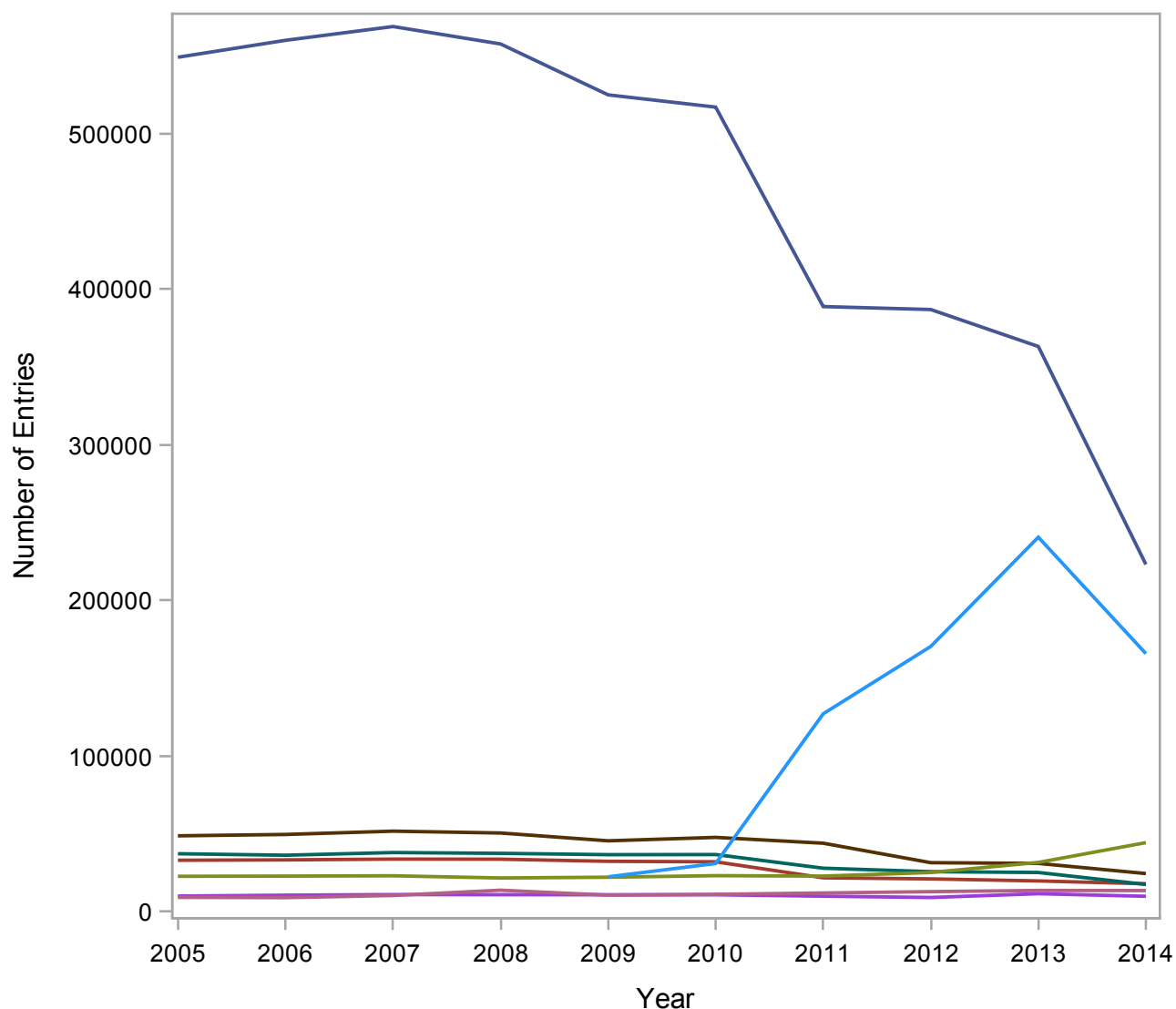
School type	2005	2006	2007	2008	2009	2010	2011	2012	2013	2014
Comprehensive	1690	1669	1779	1861	1624	1530	1603	1456	1547	1585
Grammar	870	891	729	662	700	738	364	413	470	518
Sec Mod	14	1	23	28	20	23	15	31	31	36
Independent	512	480	439	510	369	394	445	351	499	563
Sixth Form	12	2	5	6	7	5	6	7	8	5
FE/Tertiary	3	1	10	10	22	28	17	59	48	6
Academy	.	.	.	.	59	273	1124	1428	2215	2580
Other	7	31	6	17	16	7	60	58	9	42





## Numbers of GCSE entries in ENGLISH by school type 2005-2014

School type	2005	2006	2007	2008	2009	2010	2011	2012	2013	2014
<b>Comprehensive</b>	549220	560099	568966	557766	525036	517153	388936	387027	363280	223168
<b>Grammar</b>	32971	33203	33702	33643	32292	31974	21679	20987	19670	17863
<b>Sec Mod</b>	37152	36204	37922	37408	36572	36635	27860	25628	25107	17405
<b>Independent</b>	48687	49546	51675	50495	45458	47671	43931	31408	30948	24421
<b>Sixth Form</b>	9947	10506	10900	10826	10794	10778	9865	9030	11461	9792
<b>FE/Tertiary</b>	22655	22780	22975	21571	22061	23055	22785	25103	31573	44292
<b>Academy</b>	.	.	.	.	22333	30877	127133	170417	240664	165825
<b>Other</b>	9119	8937	10315	13708	10528	11054	11921	12785	13551	13473



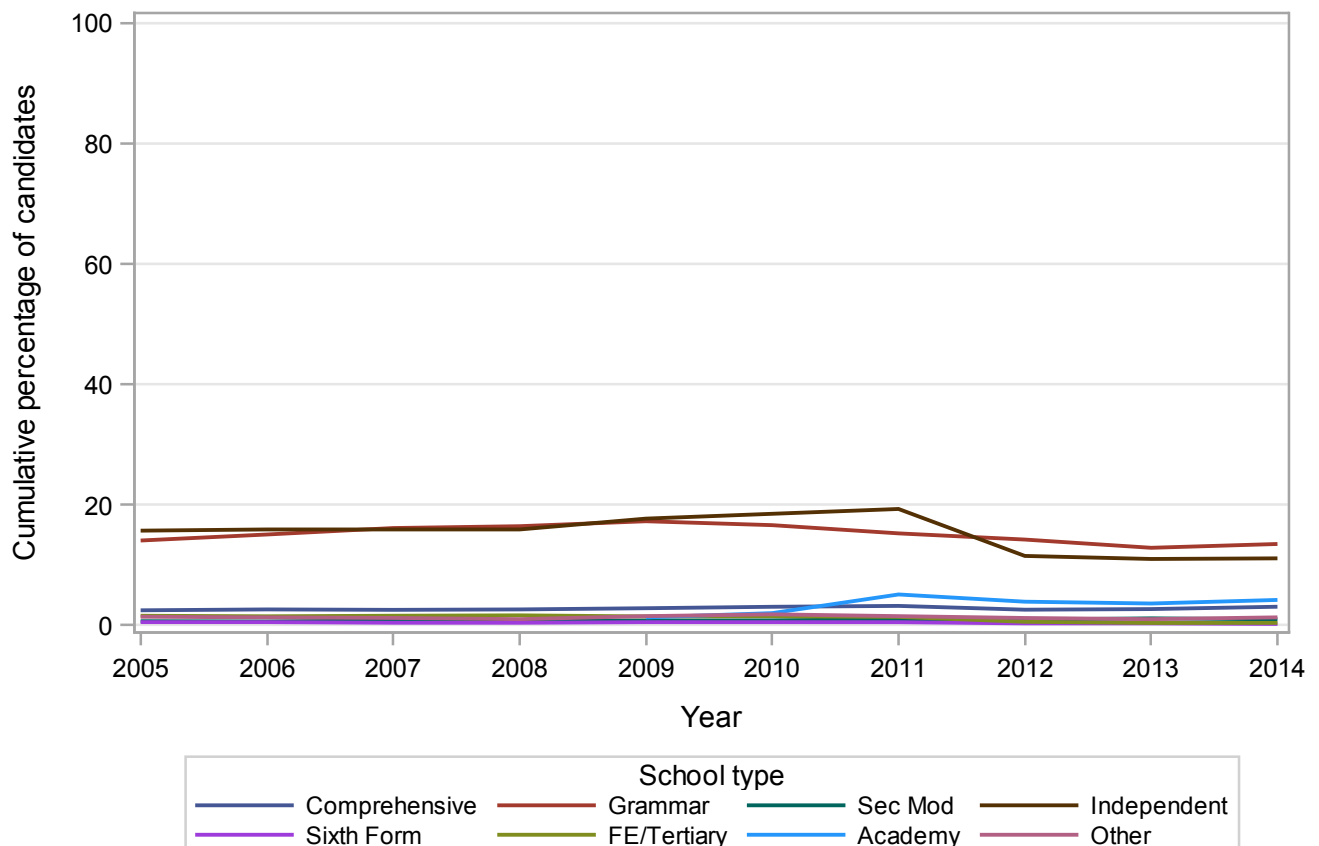
## GCSE ENGLISH Grade A\* by school type 2005-2014 Cumulative Percentages

School type	2005	2006	2007	2008	2009	2010	2011	2012	2013	2014
Comprehensive	2.5	2.6	2.5	2.6	2.8	3.1	3.2	2.6	2.7	3.1
Grammar	14.1	15.1	16.1	16.4	17.3	16.6	15.2	14.2	12.9	13.5
Sec Mod	0.7	0.6	0.8	0.8	0.8	0.8	1.0	0.9	1.1	1.0
Independent	15.7	15.9	15.9	15.9	17.7	18.5	19.3	11.5	11.0	11.1
Sixth Form	0.5	0.5	0.4	0.4	0.5	0.5	0.5	0.3	0.3	0.2
FE/Tertiary	1.6	1.5	1.6	1.6	1.5	1.5	1.4	0.6	0.4	0.4
Academy	.	.	.	.	1.3	2.0	5.1	3.9	3.6	4.2
Other	1.4	1.3	1.2	1.0	1.5	1.8	1.5	1.2	1.0	1.3

### Cumulative Numbers

School type	2005	2006	2007	2008	2009	2010	2011	2012	2013	2014
Comprehensive	13577	14642	14476	14590	14794	15796	12446	9953	9720	6839
Grammar	4636	5002	5438	5531	5575	5312	3306	2985	2528	2409
Sec Mod	247	224	303	283	283	293	281	238	286	169
Independent	7644	7878	8216	8029	8046	8819	8479	3612	3404	2711
Sixth Form	50	53	44	43	54	54	49	27	34	20
FE/Tertiary	355	337	361	352	321	342	314	141	115	170
Academy	.	.	.	.	290	618	6484	6646	8659	6953
Other	128	116	124	137	158	199	179	153	136	175

### Cumulative percentage at Grade A\* by school type



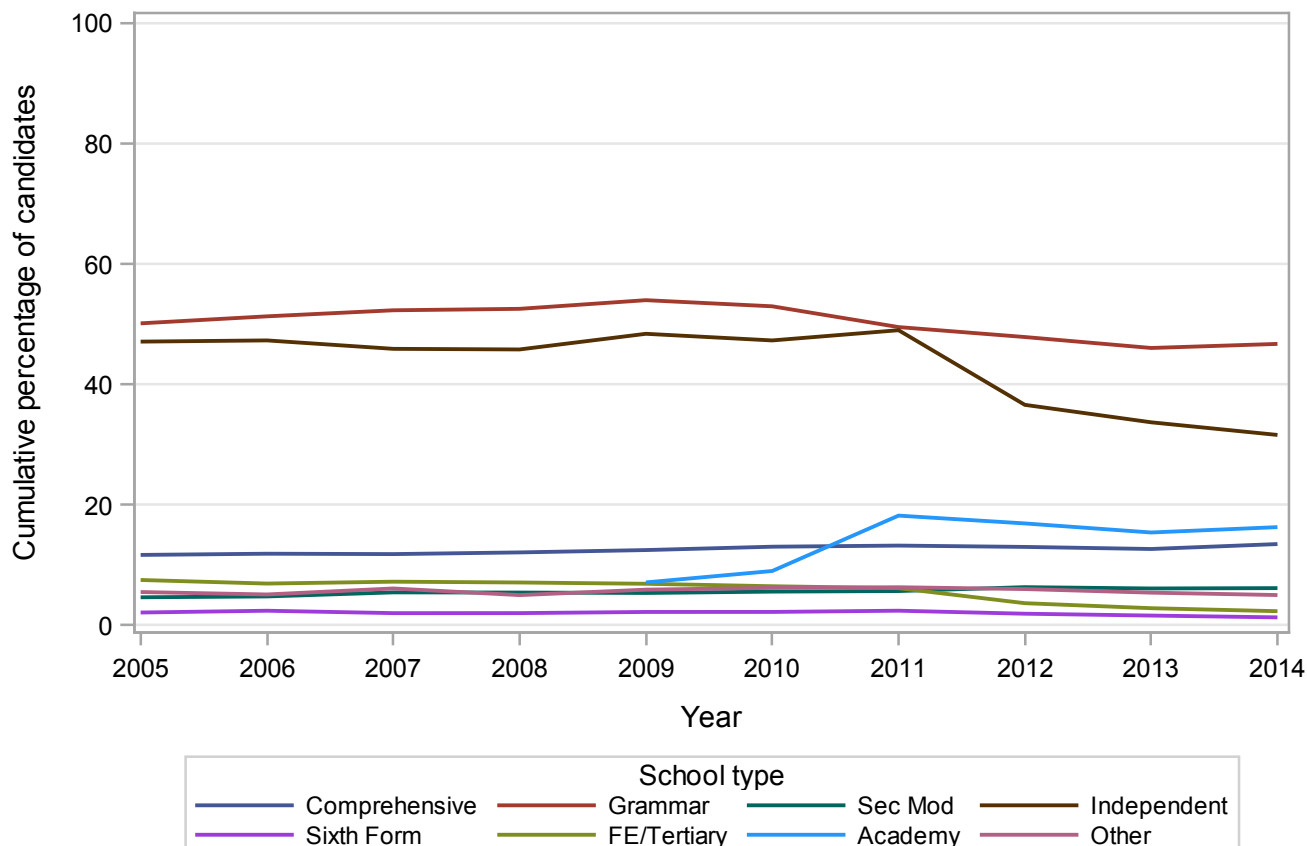
## GCSE ENGLISH Grade A by school type 2005-2014 Cumulative Percentages

School type	2005	2006	2007	2008	2009	2010	2011	2012	2013	2014
Comprehensive	11.7	11.9	11.8	12.1	12.5	13.0	13.2	13.0	12.7	13.5
Grammar	50.1	51.3	52.3	52.5	54.0	53.0	49.5	47.9	46.0	46.7
Sec Mod	4.6	4.8	5.4	5.4	5.4	5.6	5.7	6.3	6.1	6.2
Independent	47.1	47.3	45.9	45.8	48.4	47.3	49.0	36.6	33.7	31.6
Sixth Form	2.1	2.4	2.0	2.0	2.2	2.2	2.4	1.9	1.6	1.3
FE/Tertiary	7.5	6.9	7.2	7.1	6.9	6.5	6.1	3.7	2.8	2.3
Academy	.	.	.	.	7.1	9.0	18.2	16.9	15.4	16.3
Other	5.5	5.1	6.1	5.0	5.9	6.2	6.3	6.0	5.4	5.0

### Cumulative Numbers

School type	2005	2006	2007	2008	2009	2010	2011	2012	2013	2014
Comprehensive	64092	66483	67172	67421	65507	67415	51421	50314	45961	30063
Grammar	16531	17033	17629	17678	17433	16936	10735	10045	9057	8346
Sec Mod	1720	1728	2065	2028	1957	2043	1579	1618	1531	1071
Independent	22932	23435	23719	23127	22002	22548	21526	11495	10429	7717
Sixth Form	209	252	218	217	237	237	237	172	183	127
FE/Tertiary	1701	1575	1659	1529	1517	1492	1400	917	891	1029
Academy	.	.	.	.	1586	2779	23138	28800	37056	27008
Other	502	456	629	685	621	685	751	767	732	674

### Cumulative percentage at Grade A by school type



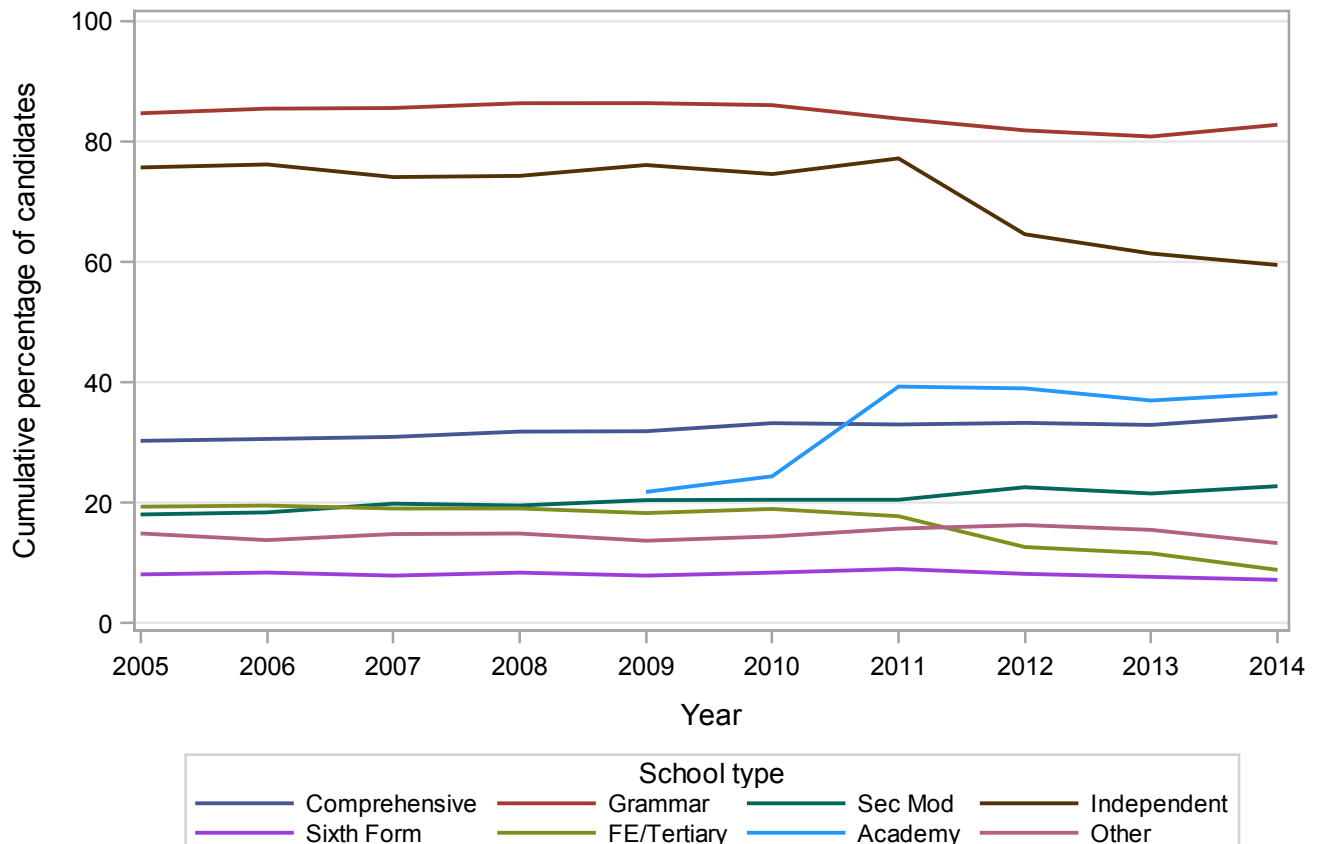
## GCSE ENGLISH Grade B by school type 2005-2014 Cumulative Percentages

School type	2005	2006	2007	2008	2009	2010	2011	2012	2013	2014
Comprehensive	30.3	30.6	30.9	31.8	31.9	33.2	33.0	33.3	32.9	34.4
Grammar	84.7	85.5	85.6	86.4	86.4	86.0	83.8	81.9	80.8	82.8
Sec Mod	18.1	18.4	19.8	19.5	20.4	20.5	20.5	22.6	21.5	22.8
Independent	75.7	76.2	74.1	74.3	76.1	74.6	77.2	64.6	61.4	59.5
Sixth Form	8.1	8.4	7.9	8.4	7.9	8.4	9.0	8.2	7.7	7.2
FE/Tertiary	19.4	19.5	19.0	19.1	18.3	19.0	17.8	12.6	11.6	8.9
Academy	.	.	.	.	21.8	24.4	39.3	39.0	37.0	38.2
Other	14.9	13.8	14.8	14.9	13.7	14.4	15.7	16.3	15.5	13.3

### Cumulative Numbers

School type	2005	2006	2007	2008	2009	2010	2011	2012	2013	2014
Comprehensive	166355	171366	176063	177514	167397	171830	128357	128767	119619	76731
Grammar	27926	28377	28840	29056	27895	27512	18169	17179	15901	14789
Sec Mod	6708	6663	7526	7311	7476	7510	5711	5787	5408	3961
Independent	36856	37754	38291	37518	34594	35563	33915	20290	19002	14530
Sixth Form	806	883	861	909	853	905	888	740	882	705
FE/Tertiary	4384	4450	4376	4110	4035	4375	4048	3175	3663	3920
Academy	.	.	.	.	4869	7534	49963	66463	89015	63327
Other	1359	1233	1527	2042	1442	1592	1872	2084	2100	1792

### Cumulative percentage at Grade B by school type



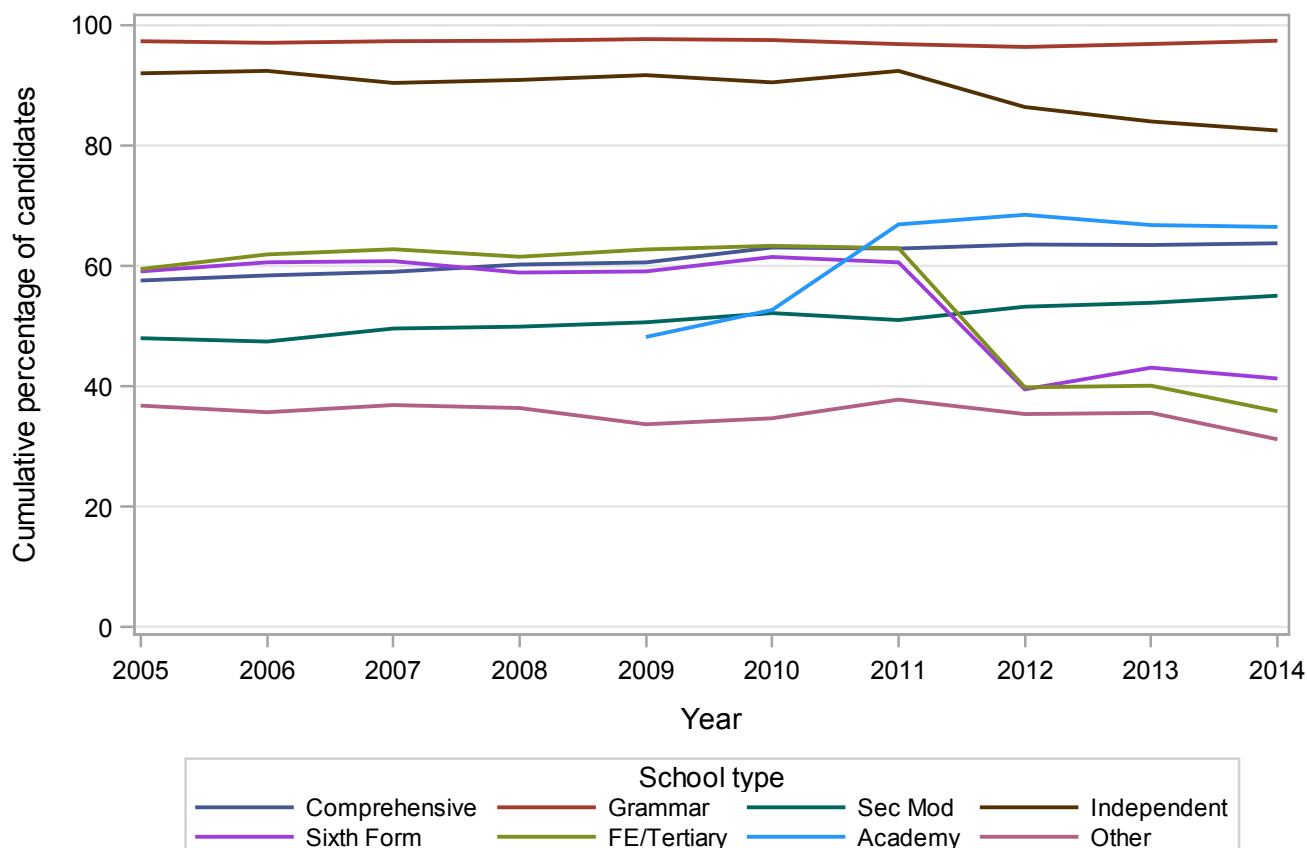
## GCSE ENGLISH Grade C by school type 2005-2014 Cumulative Percentages

School type	2005	2006	2007	2008	2009	2010	2011	2012	2013	2014
Comprehensive	57.6	58.4	59.0	60.2	60.6	63.1	62.9	63.6	63.5	63.8
Grammar	97.3	97.1	97.3	97.4	97.7	97.5	96.9	96.4	96.9	97.4
Sec Mod	48.0	47.4	49.6	49.9	50.6	52.2	51.0	53.2	53.9	55.1
Independent	92.0	92.4	90.4	90.9	91.7	90.5	92.4	86.4	84.0	82.5
Sixth Form	59.1	60.6	60.8	58.9	59.1	61.5	60.6	39.5	43.1	41.3
FE/Tertiary	59.5	61.9	62.8	61.5	62.7	63.3	63.0	39.8	40.1	35.9
Academy					48.2	52.7	66.9	68.5	66.8	66.5
Other	36.8	35.7	36.9	36.4	33.7	34.7	37.8	35.4	35.6	31.2

### Cumulative Numbers

School type	2005	2006	2007	2008	2009	2010	2011	2012	2013	2014
Comprehensive	316248	327226	335859	336007	318114	326130	244589	245979	230607	142316
Grammar	32090	32229	32804	32772	31544	31182	20997	20226	19055	17402
Sec Mod	17833	17176	18813	18673	18521	19114	14214	13643	13527	9583
Independent	44792	45781	46714	45900	41685	43142	40592	27137	25996	20147
Sixth Form	5879	6367	6627	6377	6379	6628	5978	3567	4940	4044
FE/Tertiary	13476	14104	14423	13272	13841	14605	14344	10001	12663	15886
Academy					10765	16272	85052	116736	160744	110240
Other	3356	3191	3806	4990	3548	3836	4506	4526	4824	4204

### Cumulative percentage at Grade C by school type



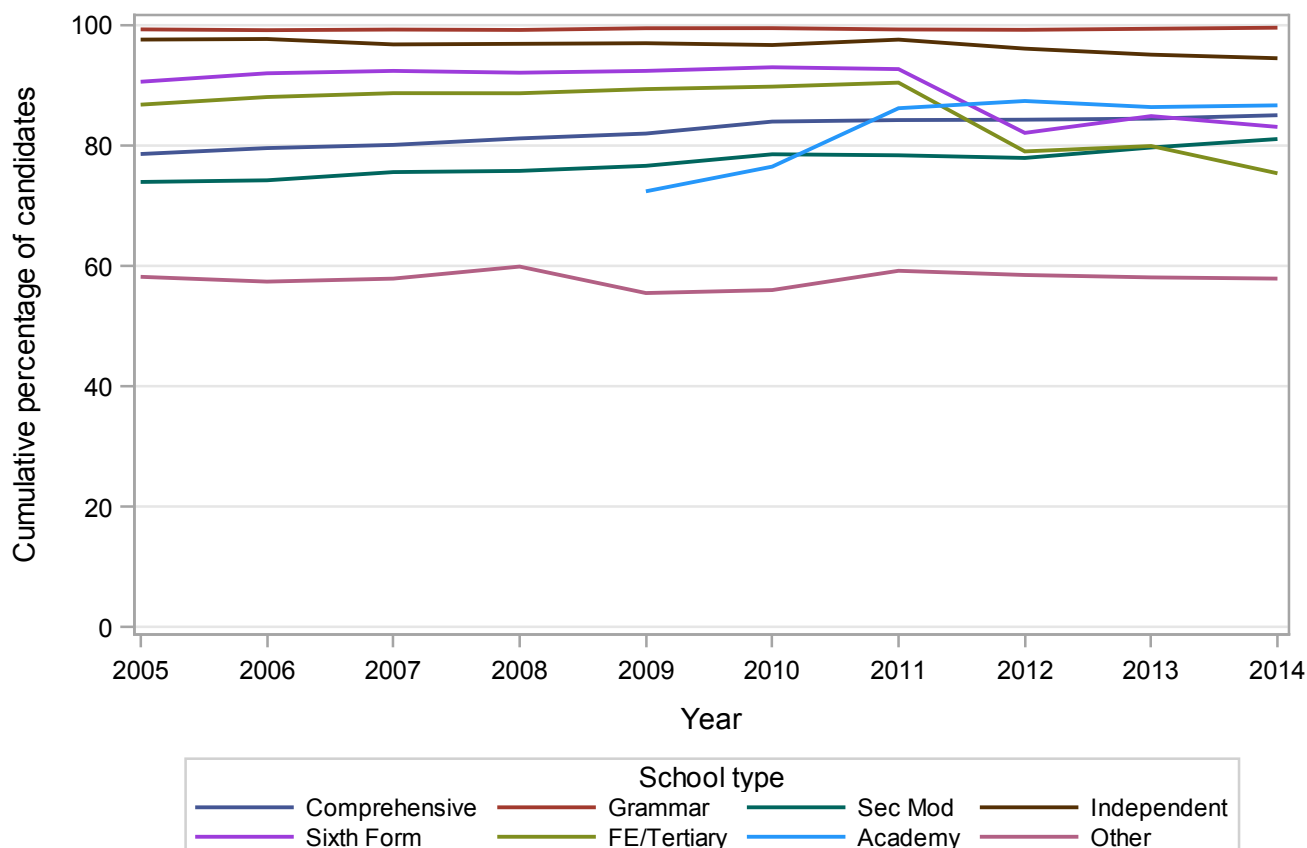
## GCSE ENGLISH Grade D by school type 2005-2014 Cumulative Percentages

School type	2005	2006	2007	2008	2009	2010	2011	2012	2013	2014
Comprehensive	78.6	79.6	80.1	81.2	82.0	84.0	84.2	84.3	84.5	85.0
Grammar	99.3	99.2	99.3	99.2	99.5	99.5	99.3	99.2	99.4	99.6
Sec Mod	74.0	74.2	75.6	75.8	76.6	78.6	78.4	77.9	79.7	81.1
Independent	97.6	97.7	96.8	96.9	97.0	96.7	97.6	96.1	95.1	94.5
Sixth Form	90.6	92.0	92.4	92.1	92.4	93.0	92.7	82.1	84.9	83.1
FE/Tertiary	86.8	88.1	88.7	88.7	89.4	89.8	90.4	79.0	79.9	75.4
Academy	.	.	.	.	72.4	76.5	86.2	87.4	86.4	86.7
Other	58.2	57.4	57.9	59.9	55.5	56.0	59.2	58.5	58.1	57.9

## Cumulative Numbers

School type	2005	2006	2007	2008	2009	2010	2011	2012	2013	2014
Comprehensive	431675	445734	455810	452823	430501	434311	327624	326258	306883	189785
Grammar	32740	32926	33455	33374	32128	31815	21524	20824	19552	17788
Sec Mod	27475	26874	28667	28353	28027	28777	21838	19975	20005	14113
Independent	47519	48406	50021	48930	44094	46098	42877	30183	29432	23078
Sixth Form	9012	9666	10072	9971	9974	10024	9145	7414	9730	8137
FE/Tertiary	19663	20061	20380	19131	19718	20701	20609	19838	25235	33391
Academy	.	.	.	.	16169	23621	109589	148944	207914	143739
Other	5307	5130	5972	8211	5843	6190	7057	7479	7873	7801

### Cumulative percentage at Grade D by school type

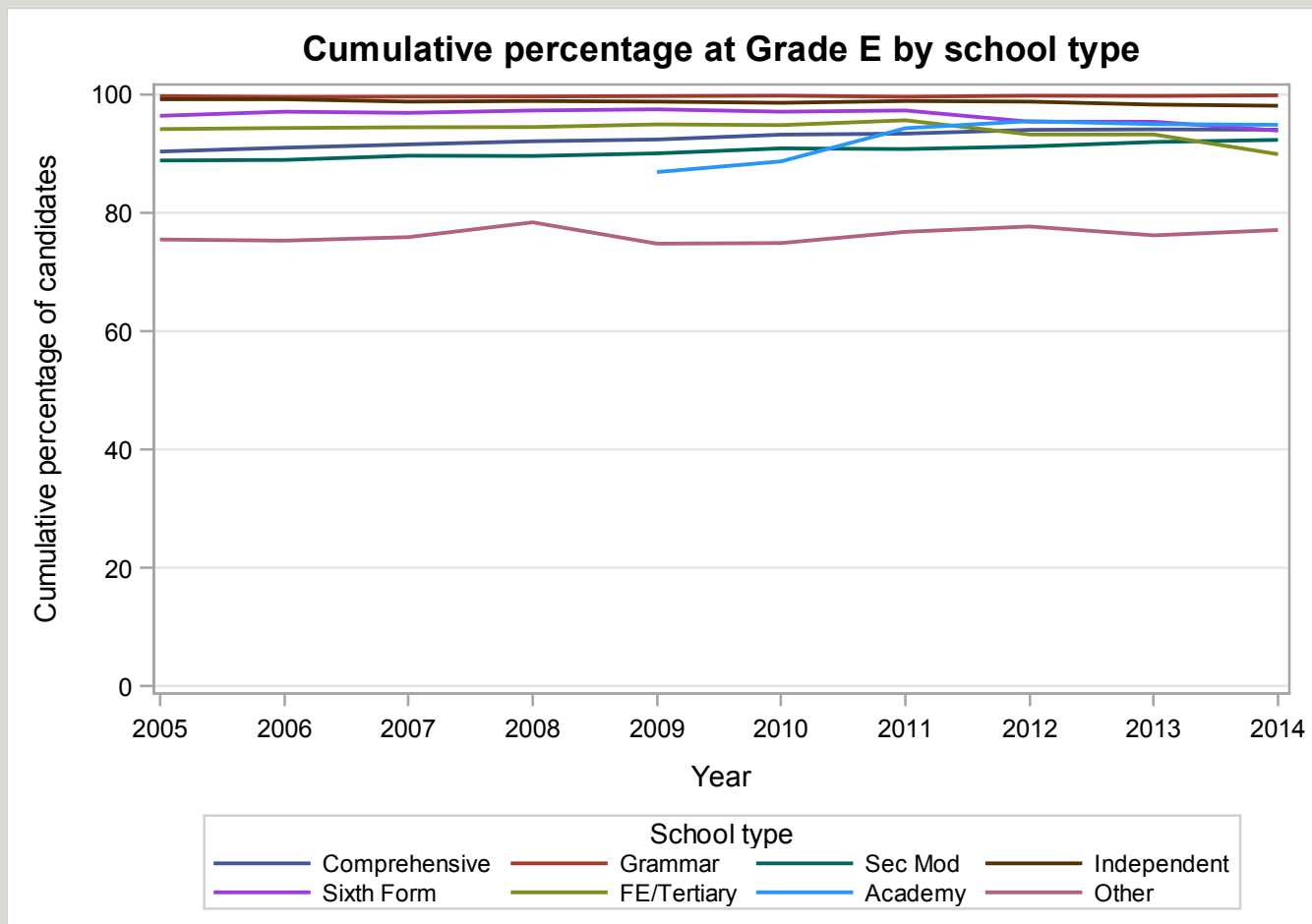


## GCSE ENGLISH Grade E by school type 2005-2014 Cumulative Percentages

School type	2005	2006	2007	2008	2009	2010	2011	2012	2013	2014
Comprehensive	90.4	91.0	91.6	92.1	92.4	93.2	93.4	94.0	94.1	94.1
Grammar	99.7	99.6	99.6	99.7	99.7	99.8	99.6	99.8	99.8	99.9
Sec Mod	88.9	88.9	89.7	89.6	90.1	90.9	90.8	91.2	92.0	92.3
Independent	99.2	99.2	98.8	98.9	98.8	98.6	98.9	98.8	98.3	98.1
Sixth Form	96.4	97.1	96.9	97.3	97.5	97.1	97.3	95.4	95.4	93.9
FE/Tertiary	94.2	94.3	94.5	94.5	95.0	94.8	95.6	93.2	93.3	89.9
Academy	.	.	.	.	86.9	88.7	94.3	95.5	95.0	94.9
Other	75.5	75.3	75.9	78.4	74.8	74.9	76.8	77.7	76.2	77.1

### Cumulative Numbers

School type	2005	2006	2007	2008	2009	2010	2011	2012	2013	2014
Comprehensive	496283	509754	520972	513687	485135	482079	363230	363912	341891	209896
Grammar	32883	33070	33579	33530	32204	31910	21597	20944	19622	17839
Sec Mod	33011	32202	34002	33521	32935	33301	25292	23380	23093	16070
Independent	48298	49150	51055	49940	44913	47004	43448	31031	30422	23957
Sixth Form	9589	10201	10562	10534	10524	10465	9599	8615	10934	9195
FE/Tertiary	21331	21490	21703	20384	20947	21863	21793	23408	29442	39827
Academy	.	.	.	.	19407	27388	119886	162748	228611	157339
Other	6885	6730	7829	10747	7875	8279	9155	9934	10326	10388



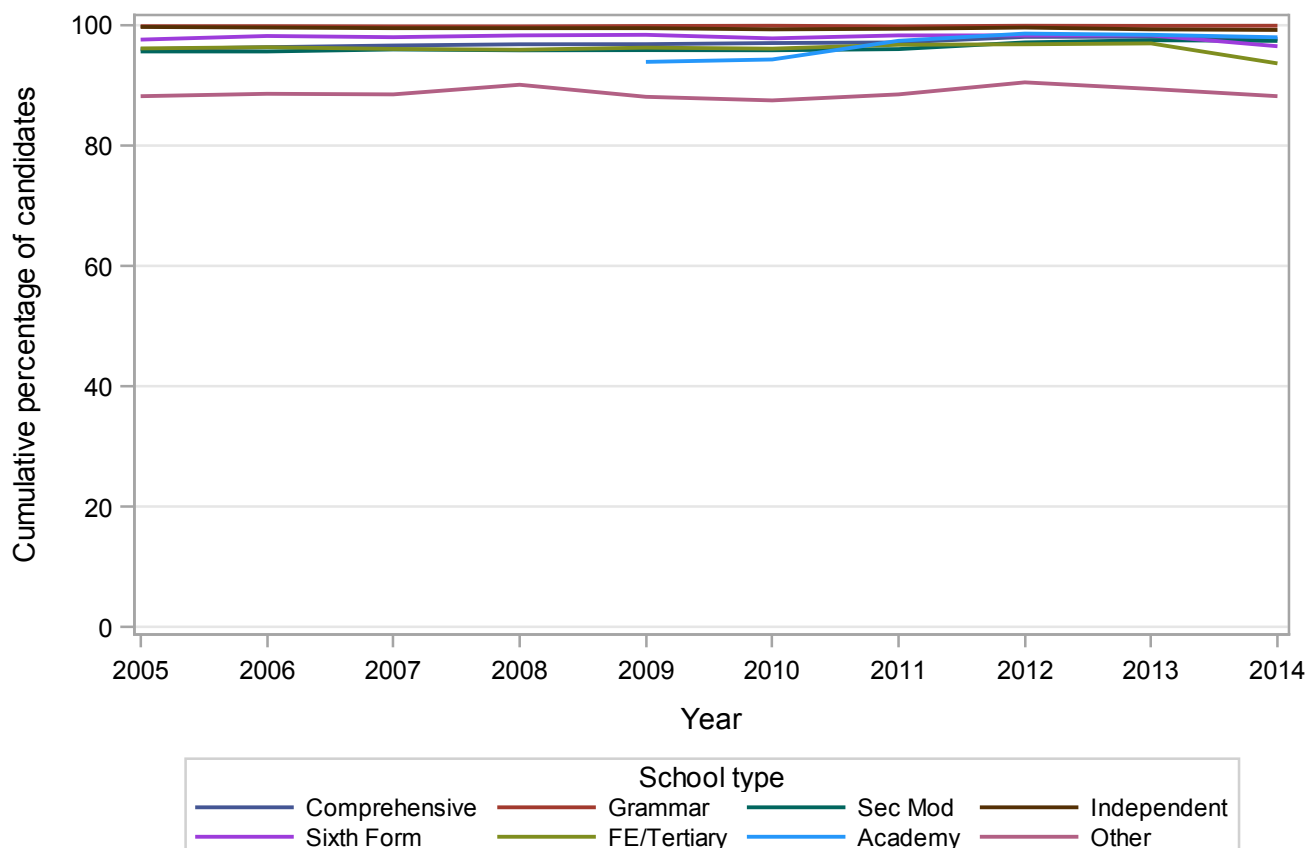
## GCSE ENGLISH Grade F by school type 2005-2014 Cumulative Percentages

School type	2005	2006	2007	2008	2009	2010	2011	2012	2013	2014
Comprehensive	96.0	96.3	96.6	96.8	96.8	97.0	97.1	98.1	98.1	97.7
Grammar	99.8	99.8	99.8	99.8	99.9	99.9	99.8	99.9	99.9	99.9
Sec Mod	95.6	95.6	96.0	95.8	95.9	95.8	96.0	97.1	97.5	97.4
Independent	99.7	99.6	99.5	99.5	99.5	99.3	99.4	99.6	99.3	99.2
Sixth Form	97.6	98.2	98.0	98.3	98.4	97.8	98.3	98.3	98.3	96.5
FE/Tertiary	96.1	96.3	96.0	95.9	96.3	96.1	96.7	96.8	97.0	93.6
Academy	.	.	.	.	93.9	94.3	97.4	98.6	98.4	98.0
Other	88.2	88.6	88.5	90.1	88.1	87.5	88.5	90.5	89.4	88.2

### Cumulative Numbers

School type	2005	2006	2007	2008	2009	2010	2011	2012	2013	2014
Comprehensive	527222	539608	549722	540058	508451	501778	377774	379506	356333	218009
Grammar	32915	33148	33634	33576	32247	31942	21636	20966	19646	17846
Sec Mod	35530	34621	36391	35843	35056	35106	26752	24893	24479	16950
Independent	48541	49348	51417	50243	45231	47337	43667	31282	30731	24226
Sixth Form	9708	10317	10682	10642	10621	10541	9697	8876	11266	9449
FE/Tertiary	21780	21945	22067	20691	21237	22155	22043	24306	30615	41479
Academy	.	.	.	.	20971	29117	123828	168031	236802	162484
Other	8043	7918	9129	12351	9275	9672	10550	11570	12115	11883

### Cumulative percentage at Grade F by school type





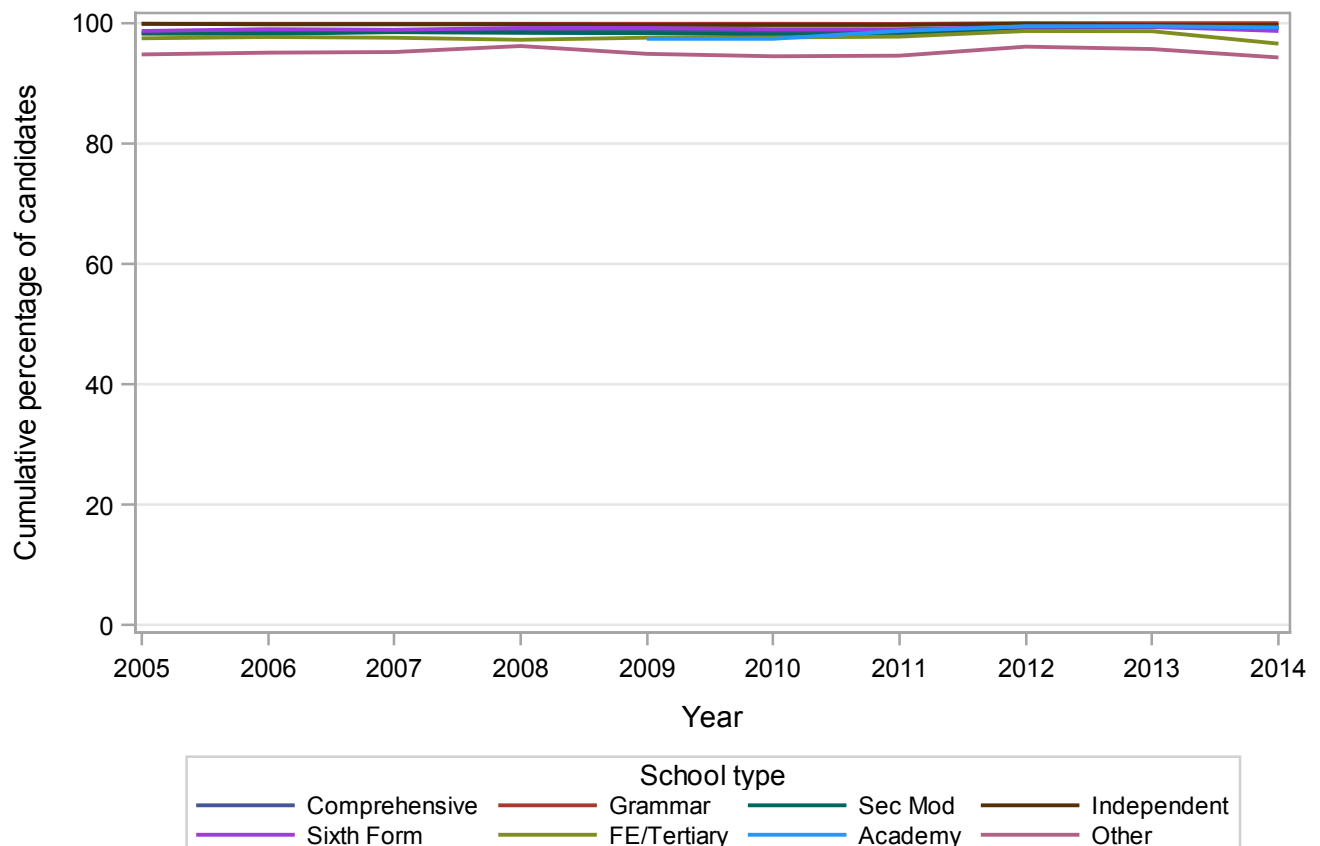
## GCSE ENGLISH Grade G by school type 2005-2014 Cumulative Percentages

School type	2005	2006	2007	2008	2009	2010	2011	2012	2013	2014
Comprehensive	98.4	98.6	98.6	98.7	98.8	98.7	98.7	99.3	99.4	99.2
Grammar	99.9	99.9	99.9	99.9	99.9	99.9	99.9	100.0	100.0	100.0
Sec Mod	98.3	98.2	98.5	98.4	98.3	98.1	98.2	99.3	99.3	99.2
Independent	99.9	99.8	99.8	99.8	99.7	99.7	99.7	99.9	99.7	99.7
Sixth Form	98.7	99.0	98.9	99.2	99.2	99.0	99.0	99.4	99.4	98.7
FE/Tertiary	97.5	97.7	97.6	97.2	97.6	97.6	97.8	98.7	98.7	96.6
Academy	.	.	.	.	97.4	97.4	98.7	99.5	99.5	99.3
Other	94.8	95.1	95.2	96.2	94.9	94.5	94.6	96.1	95.7	94.3

### Cumulative Numbers

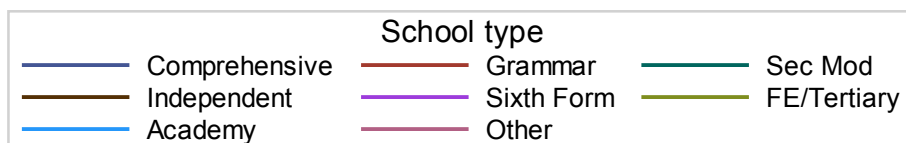
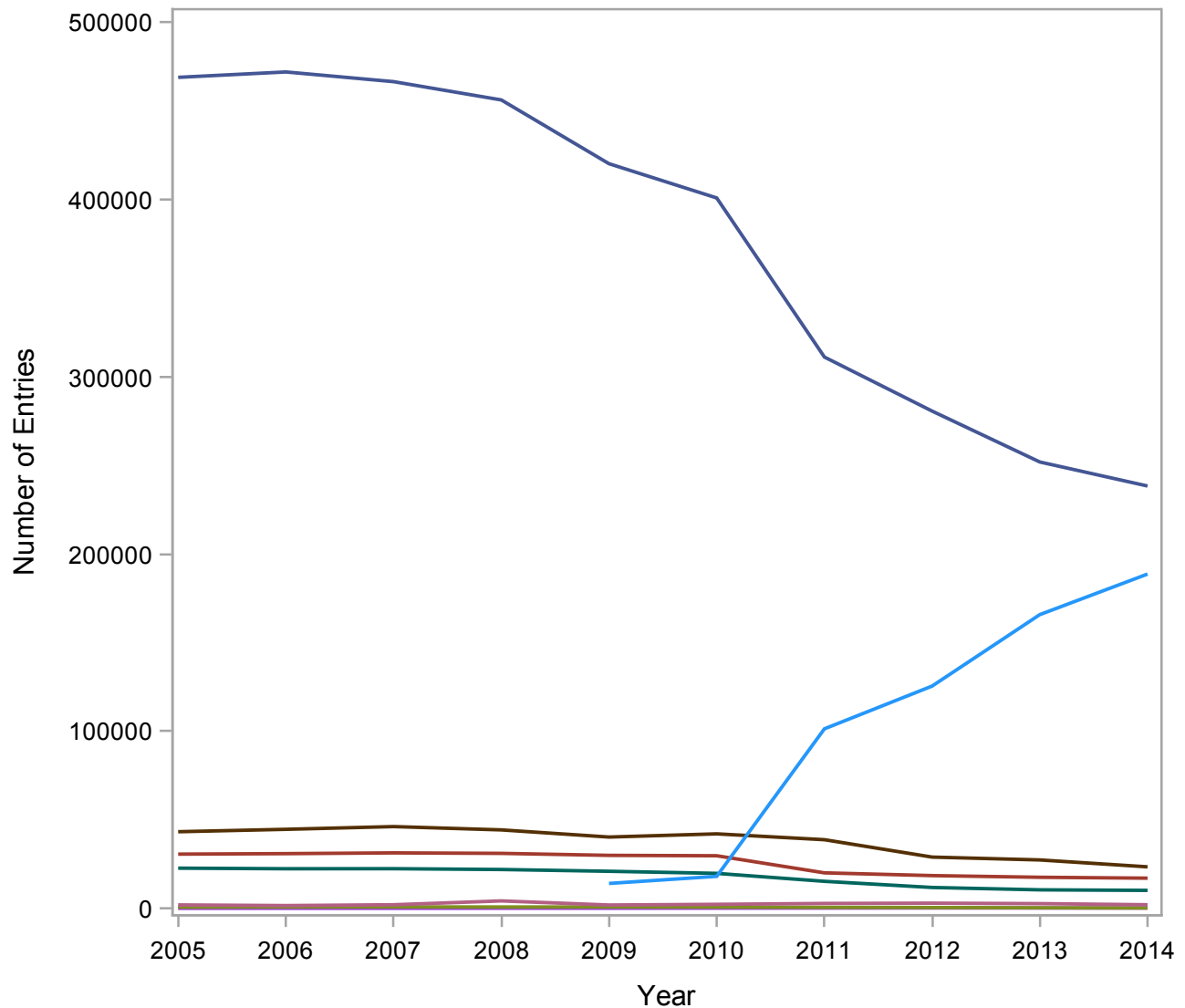
School type	2005	2006	2007	2008	2009	2010	2011	2012	2013	2014
Comprehensive	540341	552015	561251	550777	518489	510289	383880	384373	361056	221382
Grammar	32938	33170	33669	33609	32259	31942	21652	20987	19670	17863
Sec Mod	36503	35564	37353	36804	35960	35949	27352	25437	24936	17264
Independent	48638	49447	51572	50394	45322	47528	43799	31377	30855	24348
Sixth Form	9818	10401	10780	10739	10708	10670	9766	8976	11392	9665
FE/Tertiary	22085	22256	22418	20976	21528	22506	22275	24775	31149	42784
Academy	.	.	.	.	21752	30074	125480	169565	239450	164649
Other	8645	8499	9820	13187	9991	10446	11277	12286	12968	12705

### Cumulative percentage at Grade G by school type



## Numbers of GCSE entries in ENGLISH LITERATURE by school type 2005-2014

School type	2005	2006	2007	2008	2009	2010	2011	2012	2013	2014
Comprehensive	468793	471843	466370	456058	420090	400777	311039	280574	251858	238308
Grammar	30691	30972	31388	31117	29990	29774	20124	18573	17628	17133
Sec Mod	22774	22448	22478	22019	21016	19834	15354	11882	10555	10247
Independent	43324	44683	46229	44363	40327	42115	38824	29024	27418	23521
Sixth Form	136	151	142	175	179	226	280	332	322	297
FE/Tertiary	795	876	936	851	891	804	633	563	432	298
Academy	.	.	.	.	14159	18168	101361	125468	165776	188654
Other	2039	1674	2141	4307	1984	2377	2870	3027	2765	2137



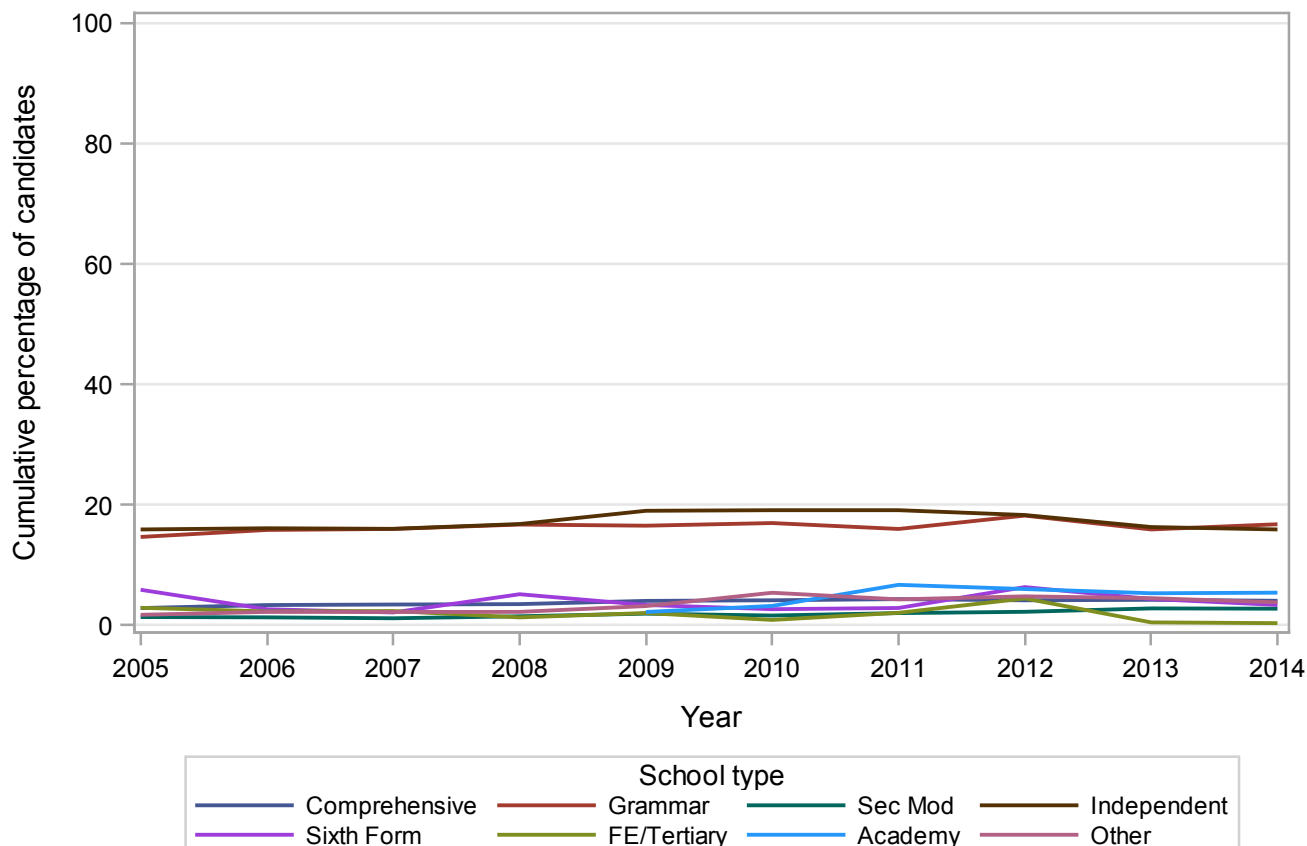
## GCSE ENGLISH LITERATURE Grade A\* by school type 2005-2014 Cumulative Percentages

School type	2005	2006	2007	2008	2009	2010	2011	2012	2013	2014
Comprehensive	2.8	3.3	3.4	3.5	4.0	4.1	4.3	4.1	4.2	4.1
Grammar	14.7	15.8	16.0	16.7	16.5	17.0	16.0	18.2	15.9	16.8
Sec Mod	1.3	1.3	1.1	1.5	1.9	1.6	2.0	2.2	2.8	2.7
Independent	15.9	16.1	16.0	16.8	19.0	19.1	19.1	18.3	16.3	15.9
Sixth Form	5.9	2.6	2.1	5.1	3.4	2.7	2.9	6.3	4.3	3.4
FE/Tertiary	2.9	2.3	2.4	1.3	2.0	0.9	2.1	4.4	0.5	0.3
Academy	.	.	.	.	2.2	3.2	6.7	6.0	5.3	5.4
Other	1.7	2.2	2.2	2.2	3.2	5.4	4.3	4.8	4.5	3.8

### Cumulative Numbers

School type	2005	2006	2007	2008	2009	2010	2011	2012	2013	2014
Comprehensive	13325	15776	15995	15962	16952	16578	13460	11586	10608	9659
Grammar	4498	4899	5018	5202	4956	5051	3216	3380	2803	2872
Sec Mod	307	292	258	325	402	318	308	264	294	281
Independent	6889	7194	7397	7453	7662	8044	7415	5311	4469	3740
Sixth Form	8	4	3	9	6	6	8	21	14	10
FE/Tertiary	23	20	22	11	18	7	13	25	2	1
Academy	.	.	.	.	311	581	6791	7528	8790	10180
Other	35	37	47	95	63	128	123	145	124	81

### Cumulative percentage at Grade A\* by school type



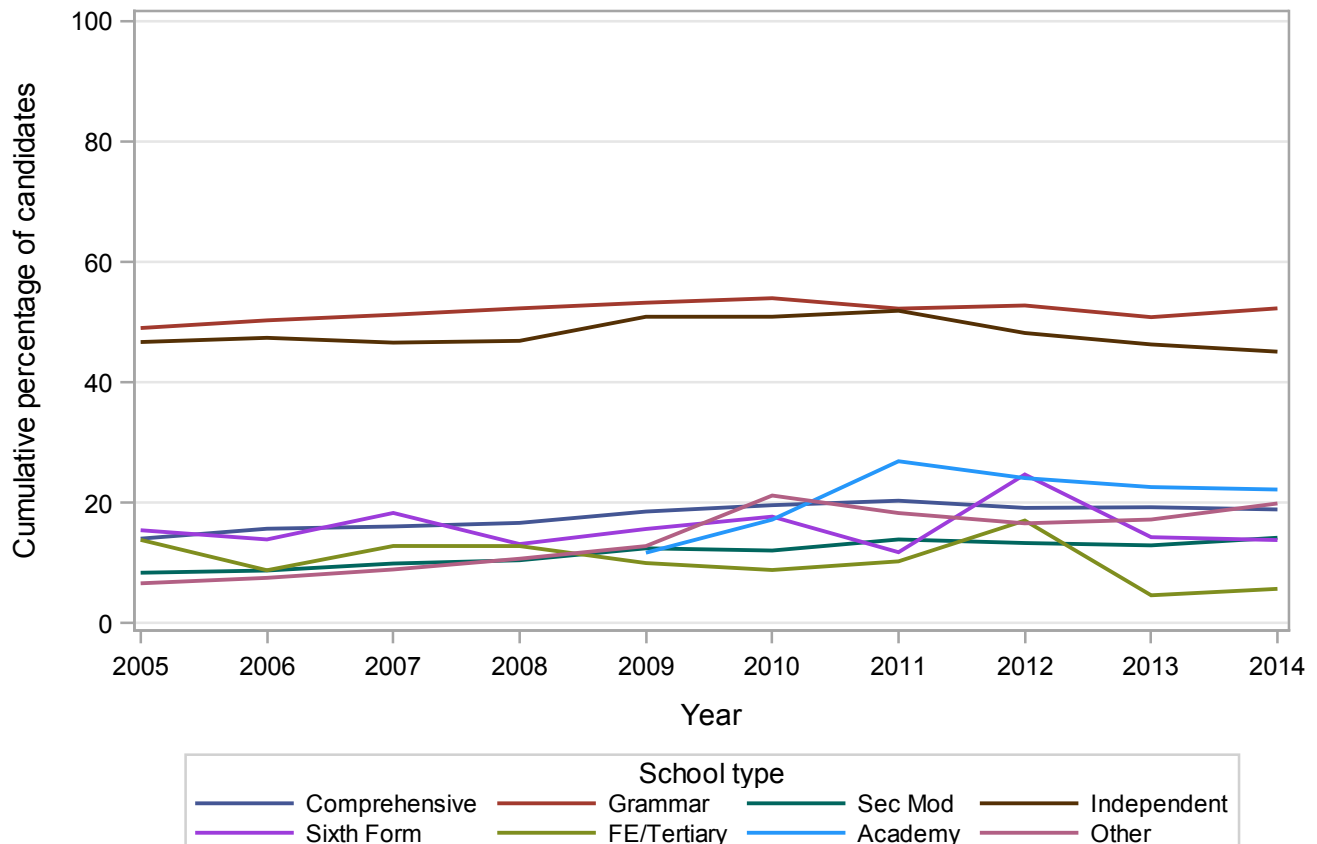
## GCSE ENGLISH LITERATURE Grade A by school type 2005-2014 Cumulative Percentages

School type	2005	2006	2007	2008	2009	2010	2011	2012	2013	2014
Comprehensive	14.0	15.7	16.1	16.7	18.5	19.6	20.3	19.1	19.3	18.9
Grammar	49.0	50.3	51.2	52.3	53.2	54.0	52.3	52.8	50.8	52.3
Sec Mod	8.4	8.7	9.9	10.5	12.4	12.1	13.9	13.3	12.9	14.2
Independent	46.7	47.4	46.6	46.9	50.9	50.9	51.9	48.2	46.3	45.1
Sixth Form	15.4	13.9	18.3	13.1	15.6	17.7	11.8	24.7	14.3	13.8
FE/Tertiary	13.8	8.8	12.8	12.8	10.0	8.8	10.3	17.1	4.6	5.7
Academy	.	.	.	.	11.7	17.2	26.9	24.1	22.6	22.2
Other	6.6	7.5	8.9	10.7	12.8	21.2	18.3	16.6	17.2	19.9

### Cumulative Numbers

School type	2005	2006	2007	2008	2009	2010	2011	2012	2013	2014
Comprehensive	65822	74026	74913	75973	77892	78555	63271	53718	48506	45016
Grammar	15046	15579	16081	16272	15965	16072	10515	9801	8961	8960
Sec Mod	1908	1963	2227	2301	2614	2393	2135	1582	1364	1454
Independent	20232	21180	21543	20806	20526	21437	20150	13990	12695	10608
Sixth Form	21	21	26	23	28	40	33	82	46	41
FE/Tertiary	110	77	120	109	89	71	65	96	20	17
Academy	.	.	.	.	1657	3125	27266	30238	37476	41878
Other	135	126	191	461	254	504	525	502	476	425

### Cumulative percentage at Grade A by school type



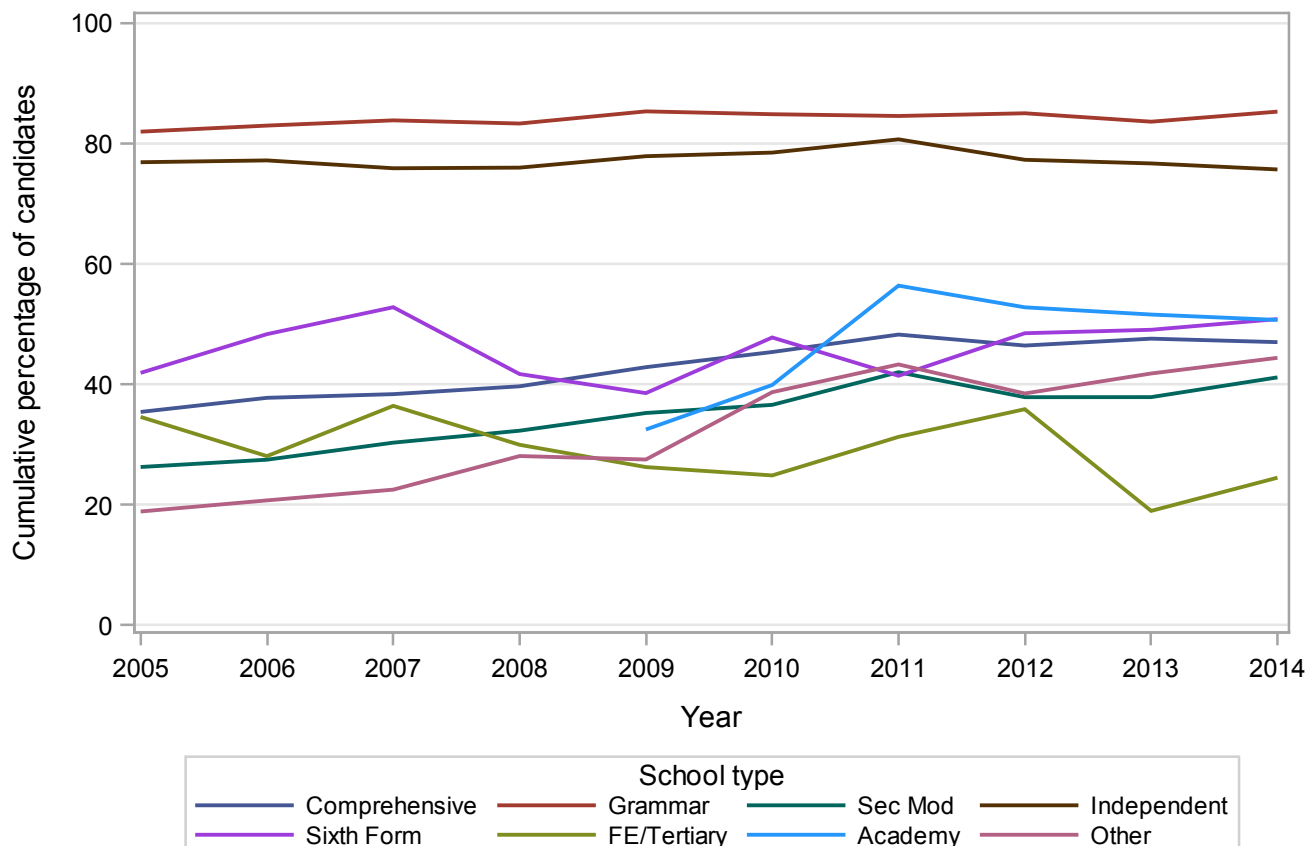
## GCSE ENGLISH LITERATURE Grade B by school type 2005-2014 Cumulative Percentages

School type	2005	2006	2007	2008	2009	2010	2011	2012	2013	2014
Comprehensive	35.4	37.8	38.4	39.7	42.9	45.4	48.3	46.4	47.6	47.0
Grammar	82.0	83.0	83.9	83.3	85.3	84.9	84.6	85.0	83.6	85.3
Sec Mod	26.3	27.5	30.3	32.3	35.2	36.6	42.0	37.9	37.9	41.2
Independent	76.9	77.2	75.9	76.0	77.9	78.5	80.7	77.3	76.7	75.7
Sixth Form	41.9	48.3	52.8	41.7	38.5	47.8	41.4	48.5	49.1	50.8
FE/Tertiary	34.6	28.1	36.4	30.0	26.3	24.9	31.3	35.9	19.0	24.5
Academy	.	.	.	.	32.5	39.9	56.4	52.8	51.6	50.7
Other	18.9	20.7	22.5	28.1	27.5	38.7	43.3	38.5	41.8	44.4

### Cumulative Numbers

School type	2005	2006	2007	2008	2009	2010	2011	2012	2013	2014
Comprehensive	166056	178183	178967	180965	180027	181848	150150	130315	119871	112040
Grammar	25159	25703	26320	25929	25595	25270	17021	15793	14743	14615
Sec Mod	5984	6171	6815	7113	7407	7258	6452	4500	3998	4218
Independent	33316	34495	35088	33716	31415	33060	31331	22436	21030	17805
Sixth Form	57	73	75	73	69	108	116	161	158	151
FE/Tertiary	275	246	341	255	234	200	198	202	82	73
Academy	.	.	.	.	4602	7249	57168	66247	85535	95657
Other	385	347	482	1210	546	920	1243	1165	1156	949

### Cumulative percentage at Grade B by school type



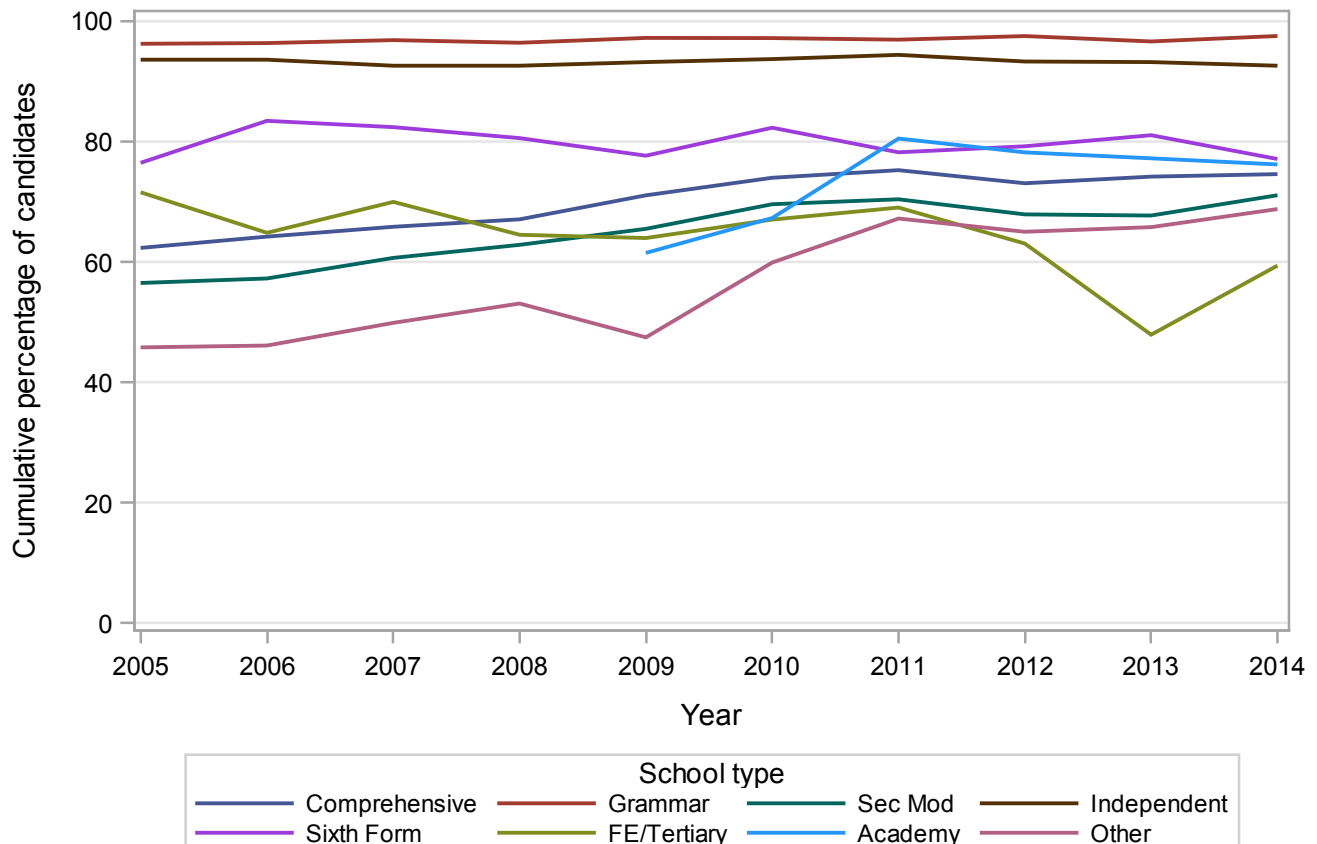
## GCSE ENGLISH LITERATURE Grade C by school type 2005-2014 Cumulative Percentages

School type	2005	2006	2007	2008	2009	2010	2011	2012	2013	2014
Comprehensive	62.3	64.2	65.8	67.1	71.1	74.0	75.2	73.1	74.2	74.6
Grammar	96.2	96.4	96.8	96.4	97.2	97.2	96.9	97.5	96.6	97.5
Sec Mod	56.5	57.3	60.7	62.8	65.5	69.6	70.4	67.9	67.7	71.1
Independent	93.6	93.6	92.6	92.6	93.2	93.7	94.4	93.3	93.2	92.6
Sixth Form	76.5	83.4	82.4	80.6	77.7	82.3	78.2	79.2	81.1	77.1
FE/Tertiary	71.6	64.8	70.0	64.5	64.0	67.0	69.0	63.1	47.9	59.4
Academy	.	.	.	.	61.5	67.3	80.5	78.2	77.2	76.2
Other	45.8	46.1	49.9	53.1	47.5	59.9	67.2	65.0	65.8	68.8

### Cumulative Numbers

School type	2005	2006	2007	2008	2009	2010	2011	2012	2013	2014
Comprehensive	292221	302963	307081	305926	298567	296508	234046	205024	186822	177758
Grammar	29538	29844	30399	30000	29155	28936	19505	18113	17034	16711
Sec Mod	12870	12853	13638	13838	13766	13803	10811	8068	7147	7284
Independent	40551	41823	42808	41080	37585	39462	36650	27079	25554	21780
Sixth Form	104	126	117	141	139	186	219	263	261	229
FE/Tertiary	569	568	655	549	570	539	437	355	207	177
Academy	.	.	.	.	8708	12227	81596	98116	128003	143747
Other	934	772	1068	2287	942	1424	1929	1968	1819	1470

### Cumulative percentage at Grade C by school type

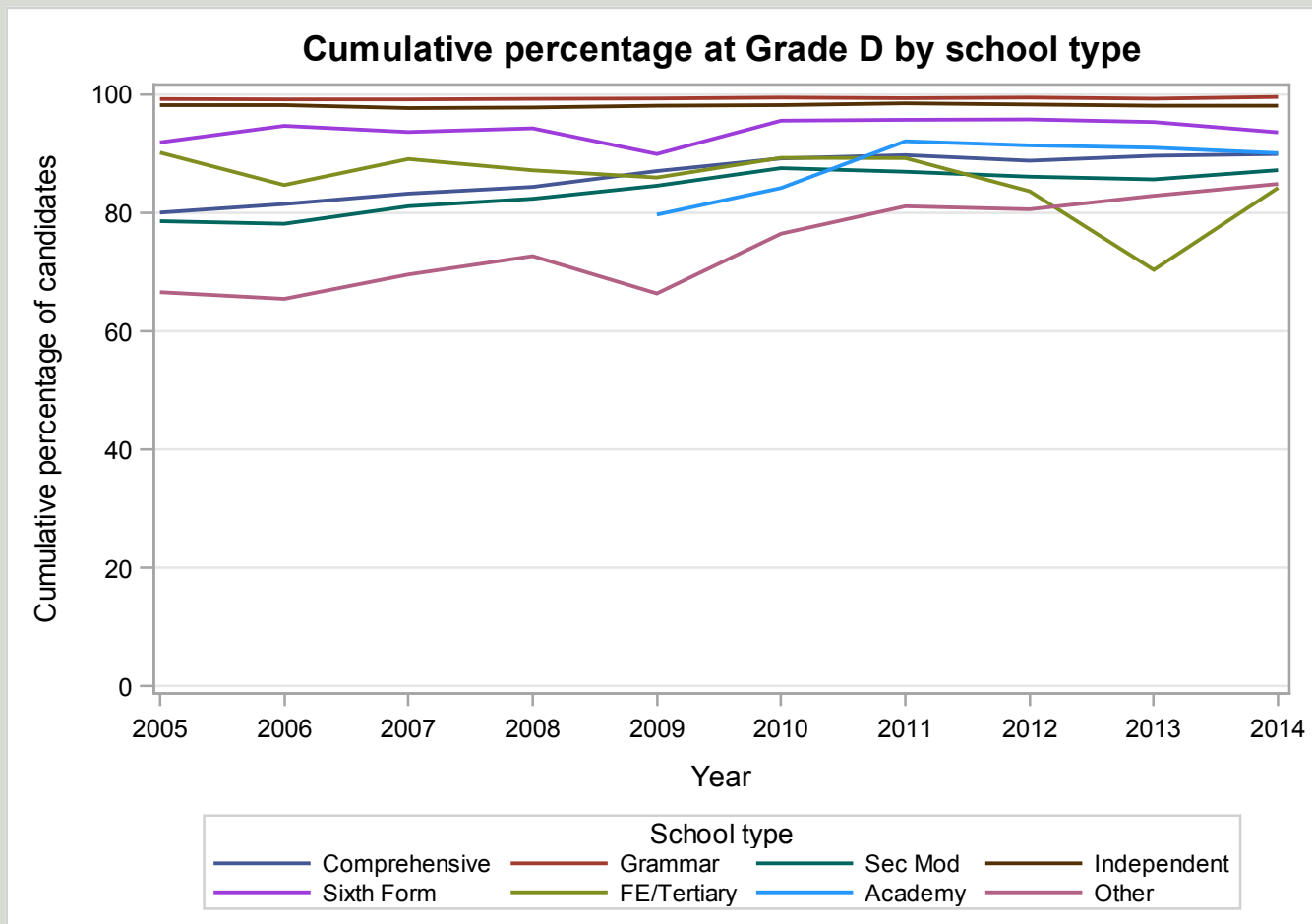


## GCSE ENGLISH LITERATURE Grade D by school type 2005-2014 Cumulative Percentages

School type	2005	2006	2007	2008	2009	2010	2011	2012	2013	2014
Comprehensive	80.1	81.5	83.3	84.4	87.1	89.2	89.8	88.8	89.7	90.0
Grammar	99.2	99.2	99.2	99.3	99.3	99.5	99.4	99.5	99.3	99.6
Sec Mod	78.6	78.2	81.1	82.4	84.6	87.6	86.9	86.1	85.7	87.2
Independent	98.2	98.2	97.7	97.8	98.1	98.2	98.5	98.3	98.1	98.1
Sixth Form	91.9	94.7	93.7	94.3	89.9	95.6	95.7	95.8	95.3	93.6
FE/Tertiary	90.2	84.7	89.1	87.2	86.0	89.3	89.3	83.7	70.4	84.2
Academy	.	.	.	.	79.7	84.2	92.1	91.4	91.0	90.1
Other	66.6	65.5	69.6	72.7	66.4	76.5	81.1	80.6	82.9	84.9

### Cumulative Numbers

School type	2005	2006	2007	2008	2009	2010	2011	2012	2013	2014
Comprehensive	375269	384515	388280	384846	365755	357497	279186	249192	225801	214369
Grammar	30456	30715	31126	30887	29786	29620	19997	18477	17503	17062
Sec Mod	17899	17545	18235	18139	17776	17366	13350	10232	9041	8937
Independent	42544	43879	45166	43387	39561	41357	38242	28531	26897	23074
Sixth Form	125	143	133	165	161	216	268	318	307	278
FE/Tertiary	717	742	834	742	766	718	565	471	304	251
Academy	.	.	.	.	11285	15297	93353	114678	150882	169974
Other	1358	1096	1490	3131	1317	1818	2328	2440	2292	1814



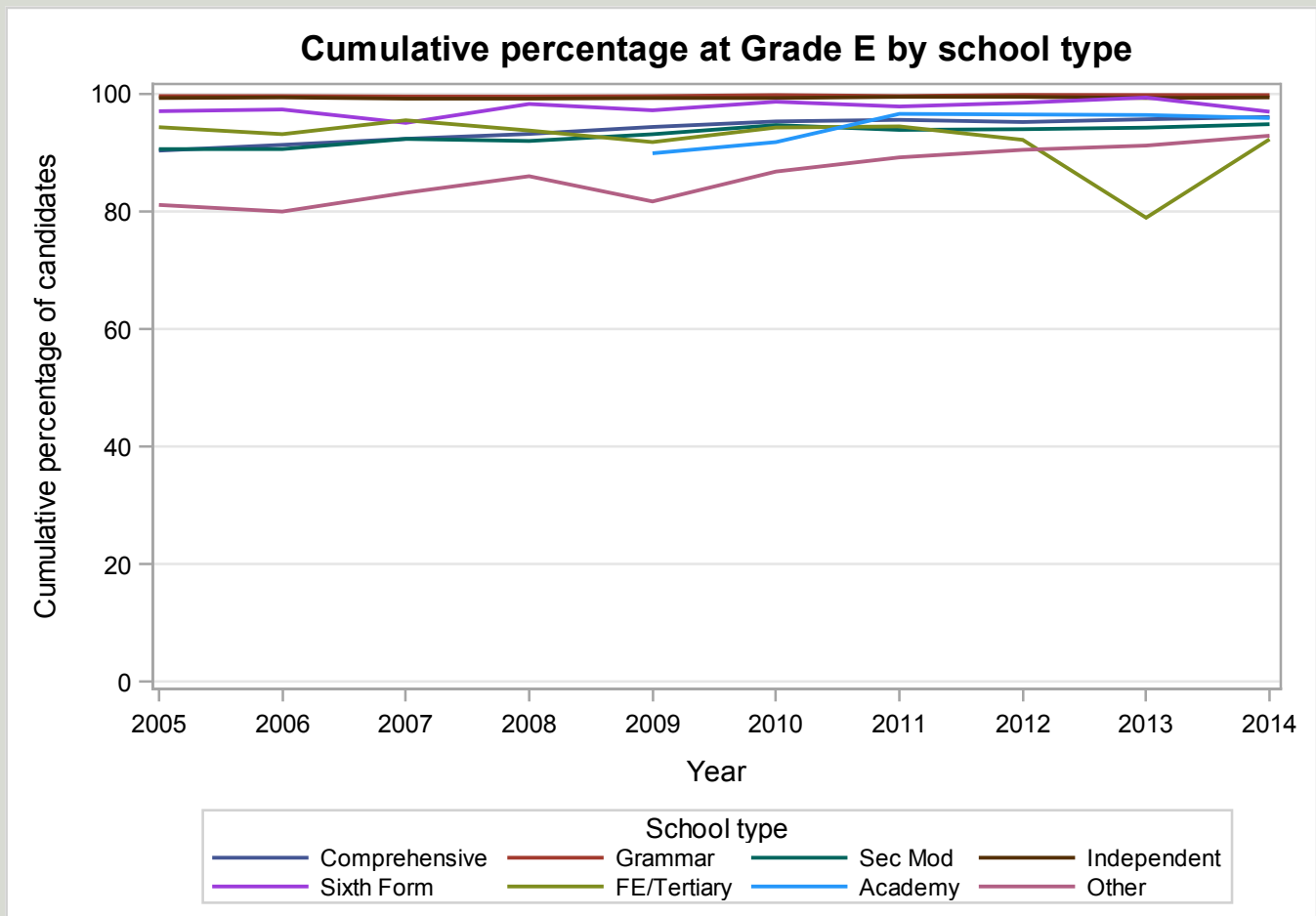
## GCSE ENGLISH LITERATURE Grade E by school type 2005-2014

### Cumulative Percentages

School type	2005	2006	2007	2008	2009	2010	2011	2012	2013	2014
Comprehensive	90.4	91.3	92.4	93.2	94.4	95.3	95.6	95.2	95.7	96.1
Grammar	99.6	99.6	99.6	99.6	99.6	99.8	99.6	99.8	99.8	99.8
Sec Mod	90.6	90.6	92.3	92.0	93.1	94.7	93.9	94.0	94.3	94.8
Independent	99.3	99.4	99.2	99.2	99.3	99.3	99.5	99.5	99.3	99.4
Sixth Form	97.1	97.4	95.1	98.3	97.2	98.7	97.9	98.5	99.4	97.0
FE/Tertiary	94.3	93.2	95.5	93.8	91.8	94.3	94.5	92.2	78.9	92.3
Academy	.	.	.	.	89.9	91.8	96.6	96.5	96.4	95.9
Other	81.1	80.0	83.2	86.0	81.7	86.8	89.2	90.5	91.2	92.9

### Cumulative Numbers

School type	2005	2006	2007	2008	2009	2010	2011	2012	2013	2014
Comprehensive	423563	430945	430703	425001	396469	382016	297313	267149	240985	228947
Grammar	30578	30859	31251	30981	29877	29715	20052	18541	17594	17098
Sec Mod	20635	20341	20756	20255	19574	18781	14414	11169	9949	9719
Independent	43021	44415	45859	44008	40045	41820	38630	28879	27226	23380
Sixth Form	132	147	135	172	174	223	274	327	320	288
FE/Tertiary	750	816	894	798	818	758	598	519	341	275
Academy	.	.	.	.	12729	16678	97915	121077	159818	180919
Other	1654	1339	1781	3704	1621	2063	2560	2739	2522	1985





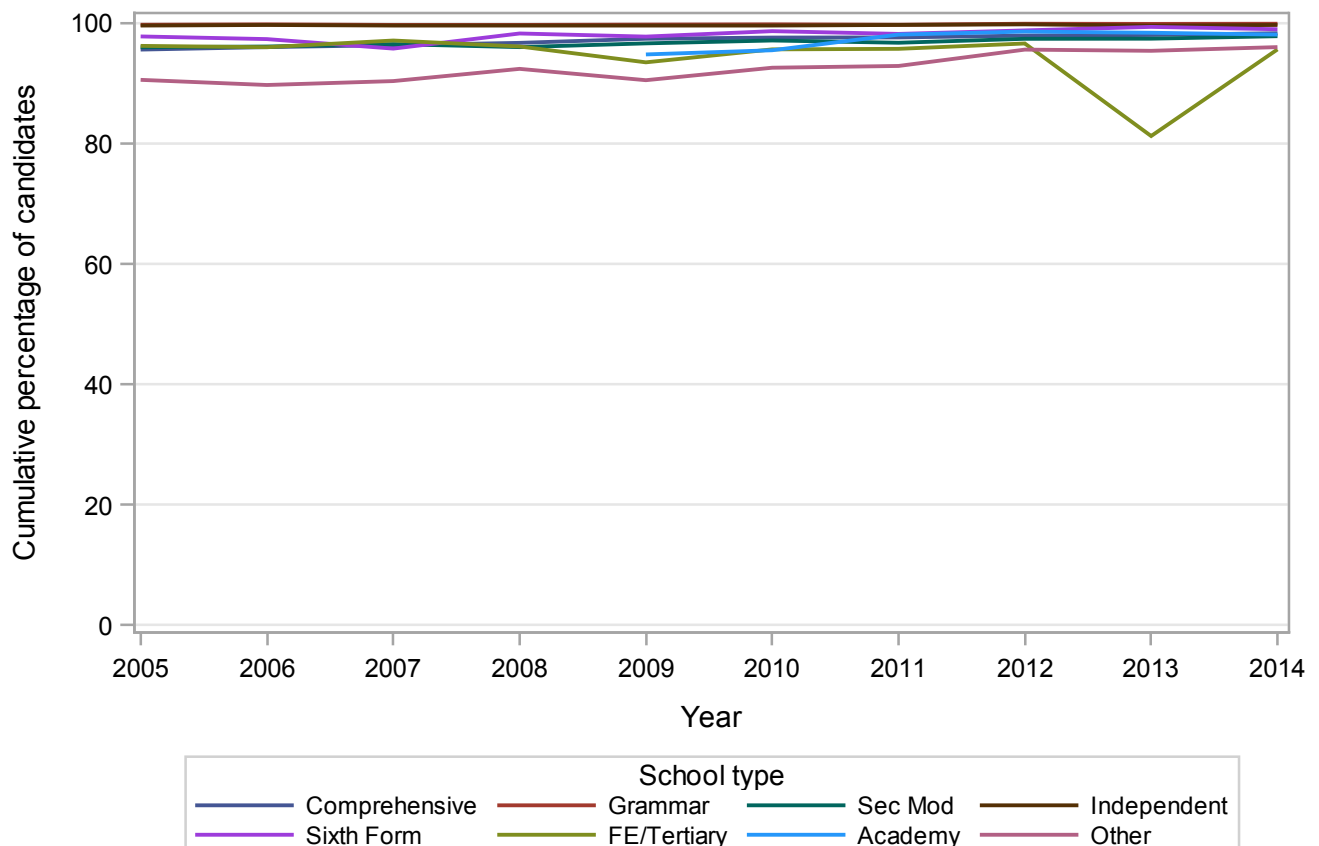
## GCSE ENGLISH LITERATURE Grade F by school type 2005-2014 Cumulative Percentages

School type	2005	2006	2007	2008	2009	2010	2011	2012	2013	2014
Comprehensive	95.6	96.0	96.3	96.7	97.4	97.6	97.6	97.9	98.0	98.3
Grammar	99.7	99.8	99.7	99.7	99.8	99.8	99.7	99.9	99.9	99.9
Sec Mod	96.0	96.1	96.5	96.0	96.6	97.1	96.7	97.4	97.4	97.8
Independent	99.6	99.7	99.6	99.6	99.6	99.6	99.7	99.8	99.6	99.7
Sixth Form	97.8	97.4	95.8	98.3	97.8	98.7	98.2	98.8	99.4	99.0
FE/Tertiary	96.2	96.0	97.1	96.1	93.5	95.6	95.7	96.6	81.3	95.6
Academy	.	.	.	.	94.8	95.5	98.1	98.6	98.4	98.1
Other	90.6	89.7	90.4	92.4	90.5	92.6	92.9	95.6	95.4	96.0

### Cumulative Numbers

School type	2005	2006	2007	2008	2009	2010	2011	2012	2013	2014
Comprehensive	448217	453045	449340	441131	409194	391196	303664	274765	246911	234328
Grammar	30609	30910	31294	31024	29918	29715	20072	18555	17606	17116
Sec Mod	21863	21577	21696	21142	20310	19263	14854	11573	10283	10025
Independent	43151	44549	46044	44186	40166	41947	38708	28966	27308	23450
Sixth Form	133	147	136	172	175	223	275	328	320	294
FE/Tertiary	765	841	909	818	833	769	606	544	351	285
Academy	.	.	.	.	13423	17350	99435	123711	163128	185069
Other	1847	1502	1935	3980	1796	2201	2666	2894	2638	2052

### Cumulative percentage at Grade F by school type



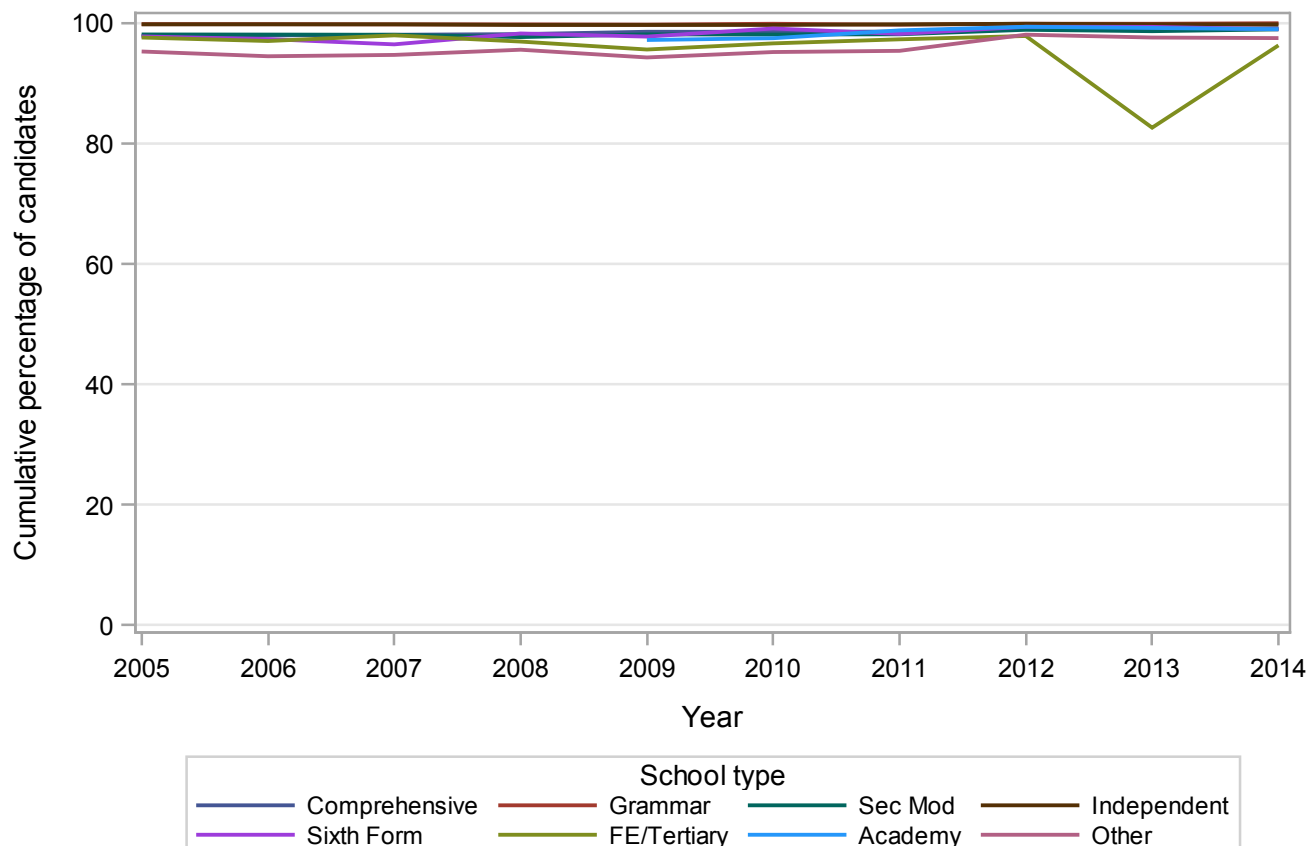
## GCSE ENGLISH LITERATURE Grade G by school type 2005-2014 Cumulative Percentages

School type	2005	2006	2007	2008	2009	2010	2011	2012	2013	2014
Comprehensive	97.9	98.0	98.1	98.2	98.6	98.6	98.6	99.0	99.0	99.2
Grammar	99.8	99.8	99.8	99.8	99.8	99.9	99.7	99.9	99.9	100.0
Sec Mod	98.1	98.1	98.1	97.7	98.1	98.1	98.2	98.9	98.7	99.0
Independent	99.8	99.8	99.8	99.7	99.7	99.7	99.8	99.9	99.8	99.8
Sixth Form	97.8	97.4	96.5	98.3	97.8	99.1	98.2	99.4	99.4	99.0
FE/Tertiary	97.6	97.0	98.0	96.9	95.6	96.6	97.3	97.9	82.6	96.3
Academy	.	.	.	.	97.2	97.5	98.8	99.4	99.2	99.0
Other	95.3	94.5	94.7	95.6	94.3	95.2	95.4	98.1	97.6	97.5

### Cumulative Numbers

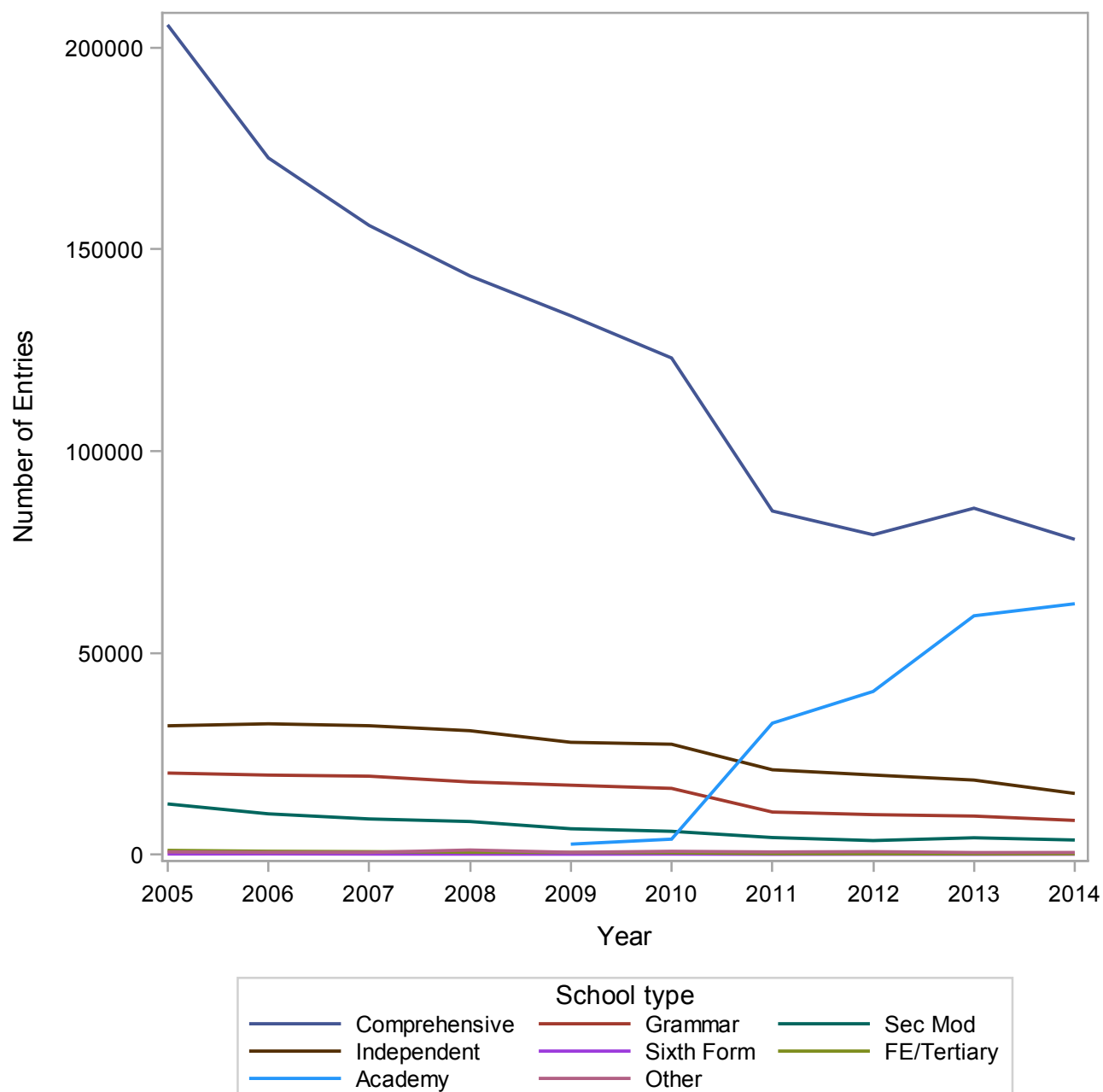
School type	2005	2006	2007	2008	2009	2010	2011	2012	2013	2014
Comprehensive	459007	462208	457389	447754	414086	394984	306685	277890	249369	236318
Grammar	30640	30921	31325	31054	29918	29744	20072	18555	17610	17130
Sec Mod	22346	22022	22045	21510	20625	19460	15070	11751	10414	10141
Independent	43237	44594	46137	44230	40206	41989	38746	28995	27363	23474
Sixth Form	133	147	137	172	175	224	275	330	320	294
FE/Tertiary	776	850	917	825	852	777	616	551	357	287
Academy	.	.	.	.	13763	17714	100145	124715	164452	186765
Other	1943	1582	2028	4117	1871	2263	2738	2969	2699	2084

### Cumulative percentage at Grade G by school type



## Numbers of GCSE entries in FRENCH by school type 2005-2014

School type	2005	2006	2007	2008	2009	2010	2011	2012	2013	2014
Comprehensive	205589	172622	155890	143383	133514	123054	85141	79260	85830	78114
Grammar	20214	19706	19435	18002	17198	16411	10549	9904	9553	8474
Sec Mod	12556	10105	8838	8203	6407	5776	4230	3482	4175	3621
Independent	31917	32416	31934	30701	27826	27356	21024	19727	18469	15156
Sixth Form	160	180	135	127	107	136	79	96	78	106
FE/Tertiary	1053	834	731	583	545	473	251	219	180	198
Academy	.	.	.	.	2595	3830	32573	40434	59172	62163
Other	678	564	562	1137	572	824	660	741	515	531



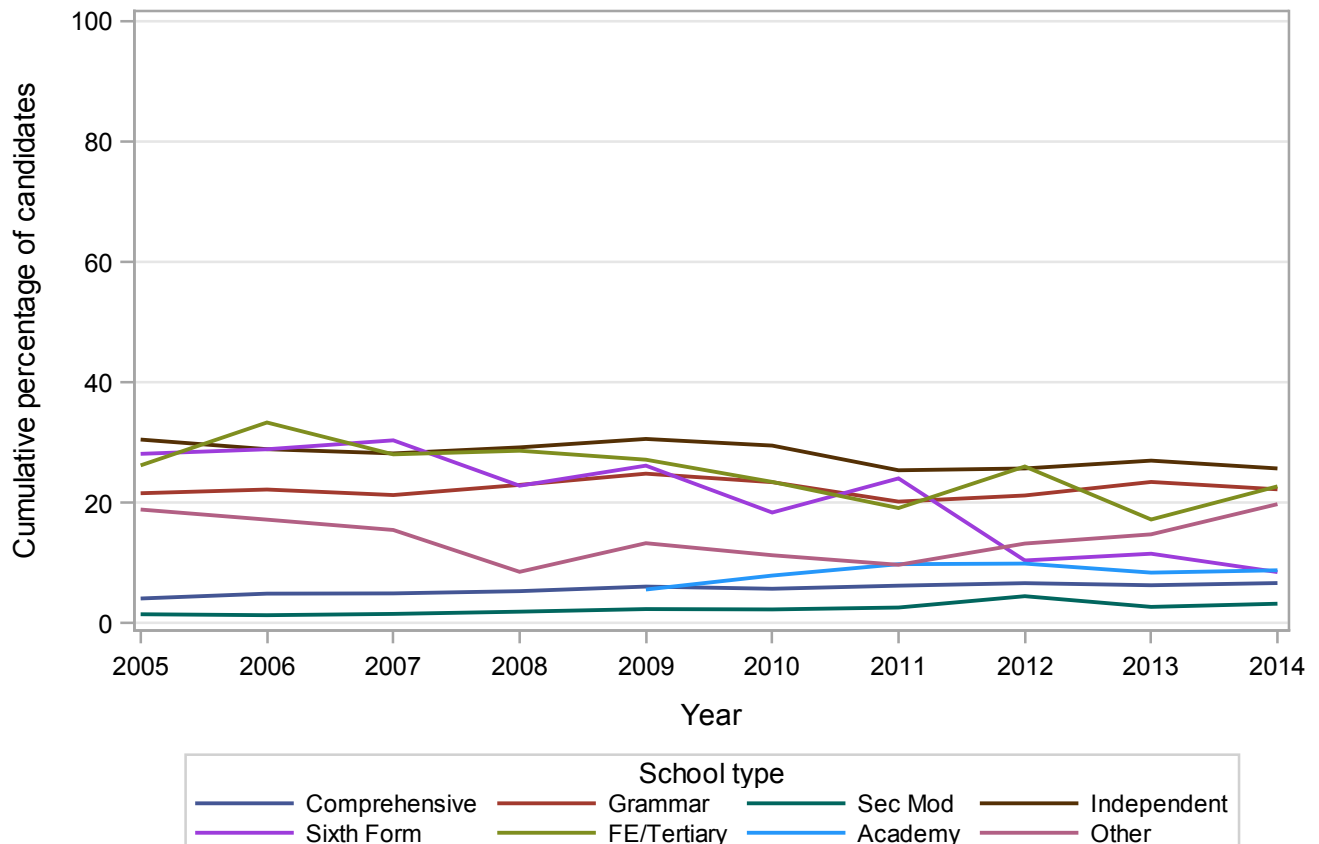
## GCSE FRENCH Grade A\* by school type 2005-2014 Cumulative Percentages

School type	2005	2006	2007	2008	2009	2010	2011	2012	2013	2014
Comprehensive	4.1	4.9	4.9	5.3	6.1	5.7	6.2	6.6	6.3	6.7
Grammar	21.6	22.2	21.3	23.0	24.8	23.4	20.2	21.2	23.5	22.2
Sec Mod	1.5	1.3	1.5	1.9	2.3	2.3	2.6	4.5	2.7	3.2
Independent	30.5	28.9	28.2	29.2	30.6	29.5	25.4	25.7	27.0	25.7
Sixth Form	28.1	28.9	30.4	22.8	26.2	18.4	24.1	10.4	11.5	8.5
FE/Tertiary	26.2	33.3	28.0	28.6	27.2	23.5	19.1	26.0	17.2	22.7
Academy	.	.	.	.	5.6	7.9	9.8	9.9	8.4	8.8
Other	18.9	17.2	15.5	8.5	13.3	11.3	9.7	13.2	14.8	19.8

### Cumulative Numbers

School type	2005	2006	2007	2008	2009	2010	2011	2012	2013	2014
Comprehensive	8429	8469	7712	7624	8120	7037	5304	5269	5408	5207
Grammar	4363	4375	4136	4135	4271	3844	2130	2101	2241	1884
Sec Mod	186	134	136	157	150	132	110	156	113	117
Independent	9735	9368	9005	8965	8515	8070	5340	5070	4987	3895
Sixth Form	45	52	41	29	28	25	19	10	9	9
FE/Tertiary	276	278	205	167	148	111	48	57	31	45
Academy	.	.	.	.	145	303	3192	4003	4968	5462
Other	128	97	87	97	76	93	64	98	76	105

### Cumulative percentage at Grade A\* by school type



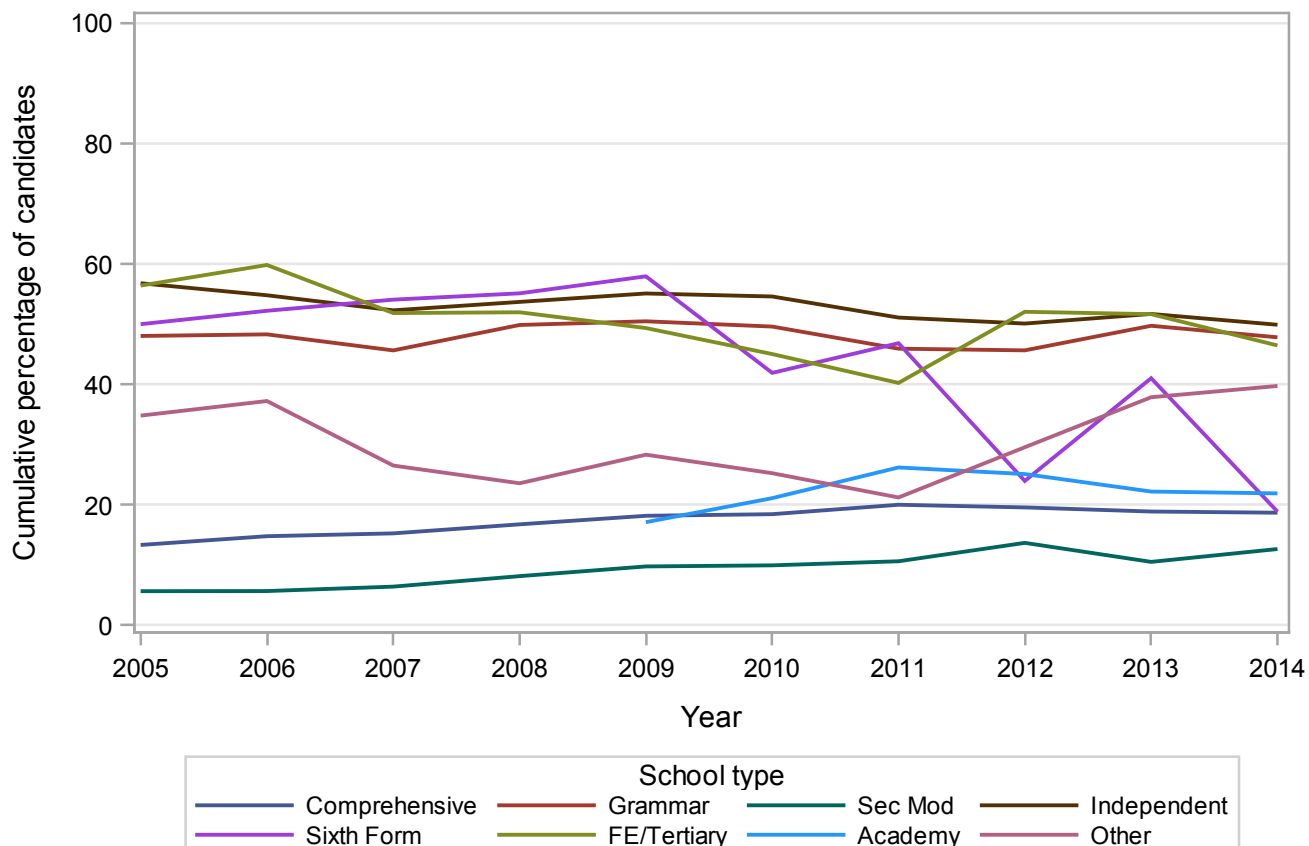
## GCSE FRENCH Grade A by school type 2005-2014 Cumulative Percentages

School type	2005	2006	2007	2008	2009	2010	2011	2012	2013	2014
Comprehensive	13.3	14.8	15.2	16.8	18.2	18.4	20.0	19.6	18.9	18.7
Grammar	48.0	48.3	45.6	49.9	50.5	49.6	45.9	45.6	49.7	47.8
Sec Mod	5.6	5.7	6.4	8.1	9.8	9.9	10.6	13.7	10.5	12.6
Independent	56.8	54.8	52.3	53.7	55.1	54.6	51.1	50.1	51.7	49.9
Sixth Form	50.0	52.2	54.1	55.1	57.9	41.9	46.8	24.0	41.0	18.9
FE/Tertiary	56.4	59.8	51.8	52.0	49.4	45.0	40.2	52.1	51.7	46.5
Academy	.	.	.	.	17.1	21.1	26.2	25.1	22.2	21.9
Other	34.8	37.2	26.5	23.6	28.3	25.2	21.2	29.6	37.9	39.7

### Cumulative Numbers

School type	2005	2006	2007	2008	2009	2010	2011	2012	2013	2014
Comprehensive	27403	25517	23769	24017	24260	22689	17029	15504	16204	14595
Grammar	9711	9519	8870	8977	8681	8140	4845	4521	4751	4052
Sec Mod	709	573	566	668	625	574	449	476	439	458
Independent	18129	17764	16701	16486	15332	14936	10743	9883	9548	7563
Sixth Form	80	94	73	70	62	57	37	23	32	20
FE/Tertiary	594	499	379	303	269	213	101	114	93	92
Academy	.	.	.	.	444	808	8534	10149	13132	13606
Other	236	210	149	268	162	208	140	219	195	211

### Cumulative percentage at Grade A by school type



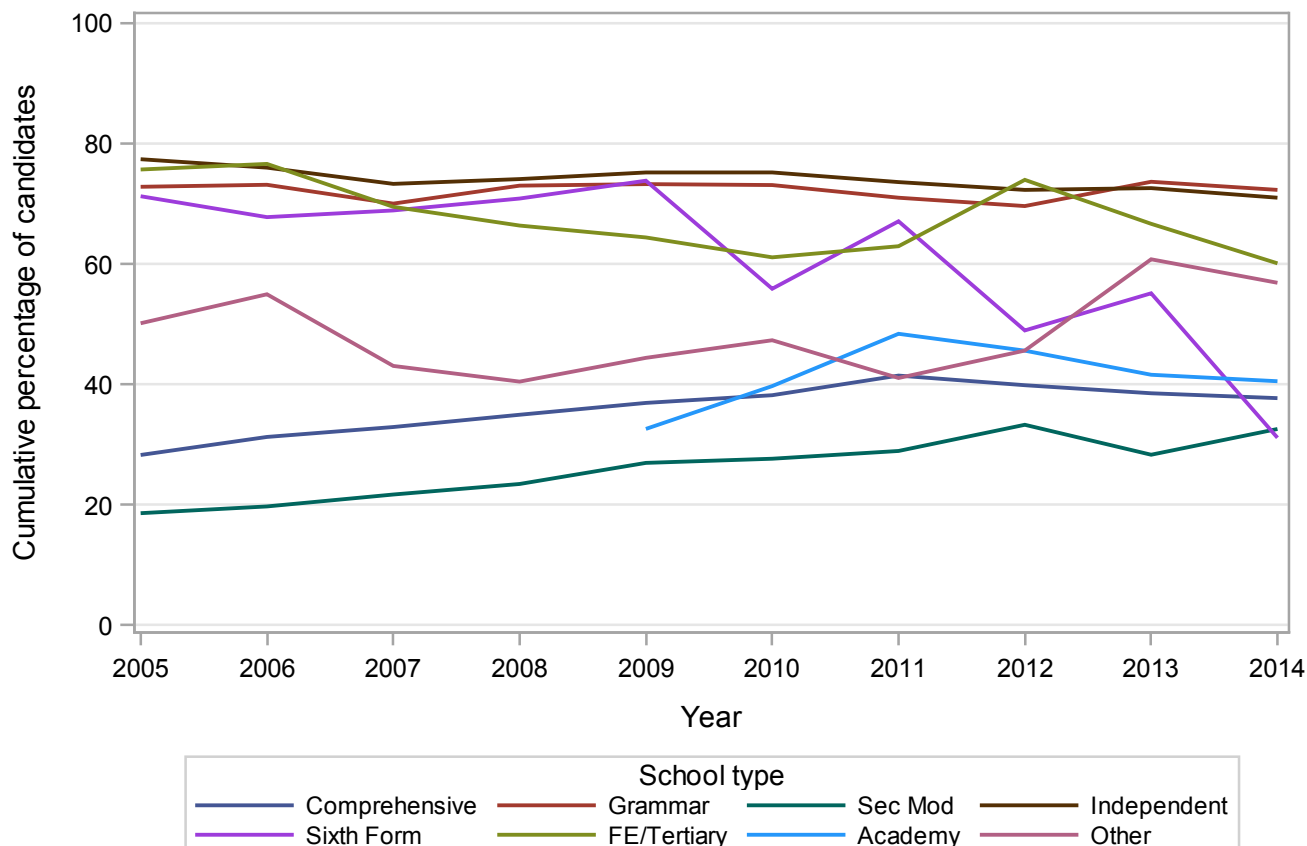
## GCSE FRENCH Grade B by school type 2005-2014 Cumulative Percentages

School type	2005	2006	2007	2008	2009	2010	2011	2012	2013	2014
Comprehensive	28.3	31.3	32.9	35.0	36.9	38.2	41.5	39.9	38.5	37.7
Grammar	72.8	73.2	70.0	73.0	73.3	73.1	71.0	69.6	73.7	72.3
Sec Mod	18.6	19.7	21.7	23.5	27.0	27.6	28.9	33.3	28.3	32.6
Independent	77.4	76.0	73.3	74.1	75.2	75.2	73.6	72.3	72.6	71.0
Sixth Form	71.3	67.8	68.9	70.9	73.8	55.9	67.1	49.0	55.1	31.1
FE/Tertiary	75.7	76.6	69.5	66.4	64.4	61.1	62.9	74.0	66.7	60.1
Academy	.	.	.	.	32.6	39.7	48.4	45.6	41.6	40.5
Other	50.1	55.0	43.1	40.5	44.4	47.3	41.1	45.6	60.8	56.9

### Cumulative Numbers

School type	2005	2006	2007	2008	2009	2010	2011	2012	2013	2014
Comprehensive	58127	53971	51312	50113	49292	47006	35298	31594	33064	29457
Grammar	14720	14415	13609	13143	12600	11998	7490	6895	7036	6127
Sec Mod	2336	1993	1918	1924	1727	1597	1224	1159	1182	1180
Independent	24704	24636	23408	22749	20925	20572	15474	14263	13408	10761
Sixth Form	114	122	93	90	79	76	53	47	43	33
FE/Tertiary	797	639	508	387	351	289	158	162	120	119
Academy	.	.	.	.	846	1521	15765	18438	24613	25189
Other	340	310	242	460	254	390	271	338	313	302

### Cumulative percentage at Grade B by school type



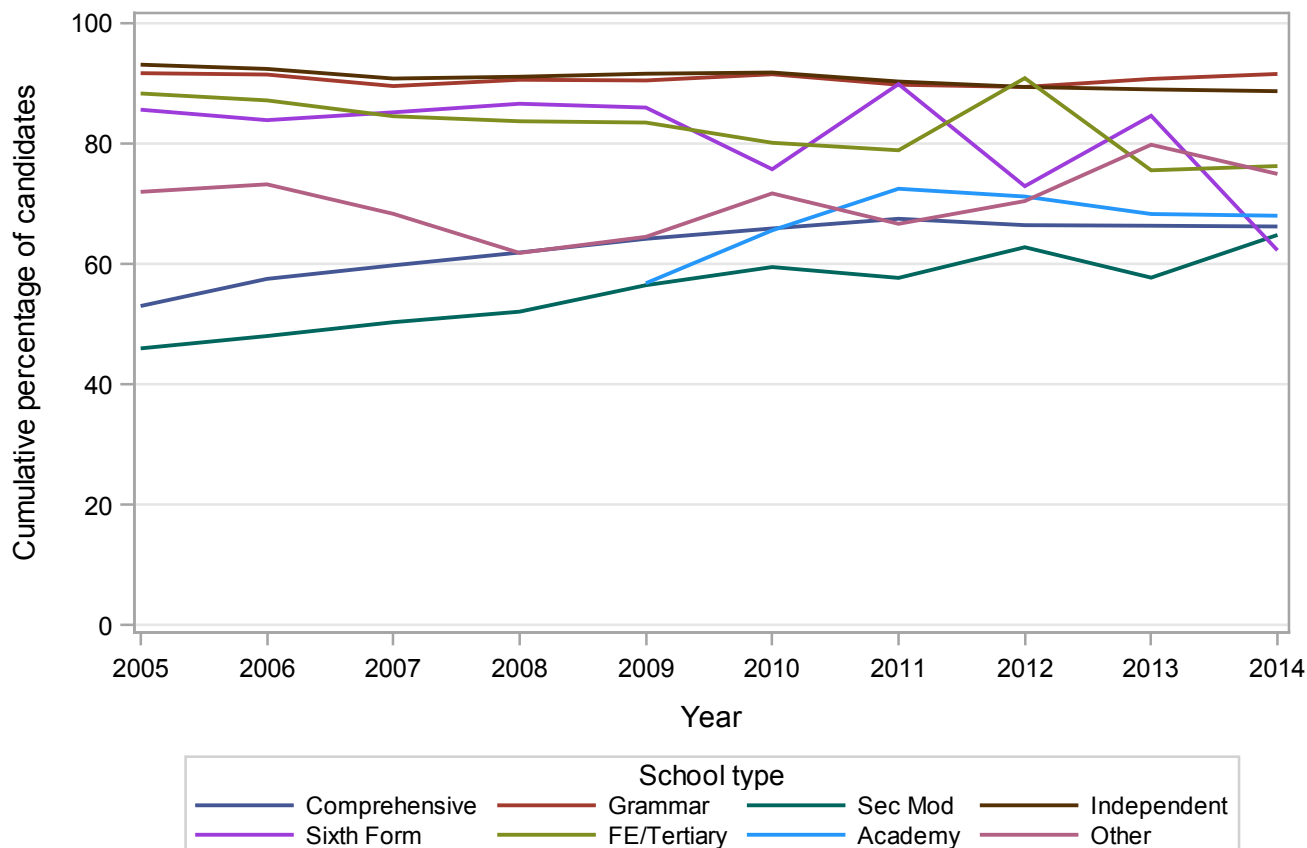
## GCSE FRENCH Grade C by school type 2005-2014 Cumulative Percentages

School type	2005	2006	2007	2008	2009	2010	2011	2012	2013	2014
Comprehensive	53.0	57.5	59.8	61.9	64.2	65.9	67.5	66.4	66.3	66.2
Grammar	91.7	91.5	89.5	90.6	90.5	91.5	89.8	89.4	90.7	91.6
Sec Mod	46.0	48.0	50.3	52.1	56.5	59.5	57.7	62.8	57.7	64.8
Independent	93.1	92.4	90.8	91.1	91.6	91.8	90.3	89.4	89.0	88.7
Sixth Form	85.6	83.9	85.2	86.6	86.0	75.7	89.9	72.9	84.6	62.3
FE/Tertiary	88.3	87.2	84.5	83.7	83.5	80.1	78.9	90.9	75.6	76.3
Academy	.	.	.	.	56.8	65.6	72.5	71.2	68.3	68.0
Other	72.0	73.2	68.3	61.8	64.5	71.7	66.7	70.4	79.8	75.0

### Cumulative Numbers

School type	2005	2006	2007	2008	2009	2010	2011	2012	2013	2014
Comprehensive	108997	99296	93173	88754	85687	81093	57474	52666	56945	51730
Grammar	18534	18024	17404	16309	15561	15018	9470	8854	8668	7759
Sec Mod	5773	4853	4448	4272	3618	3436	2440	2186	2410	2347
Independent	29715	29952	28996	27969	25489	25113	18985	17636	16437	13443
Sixth Form	137	151	115	110	92	103	71	70	66	66
FE/Tertiary	930	727	618	488	455	379	198	199	136	151
Academy	.	.	.	.	1474	2512	23615	28789	40412	42276
Other	488	413	384	703	369	591	440	522	411	398

### Cumulative percentage at Grade C by school type



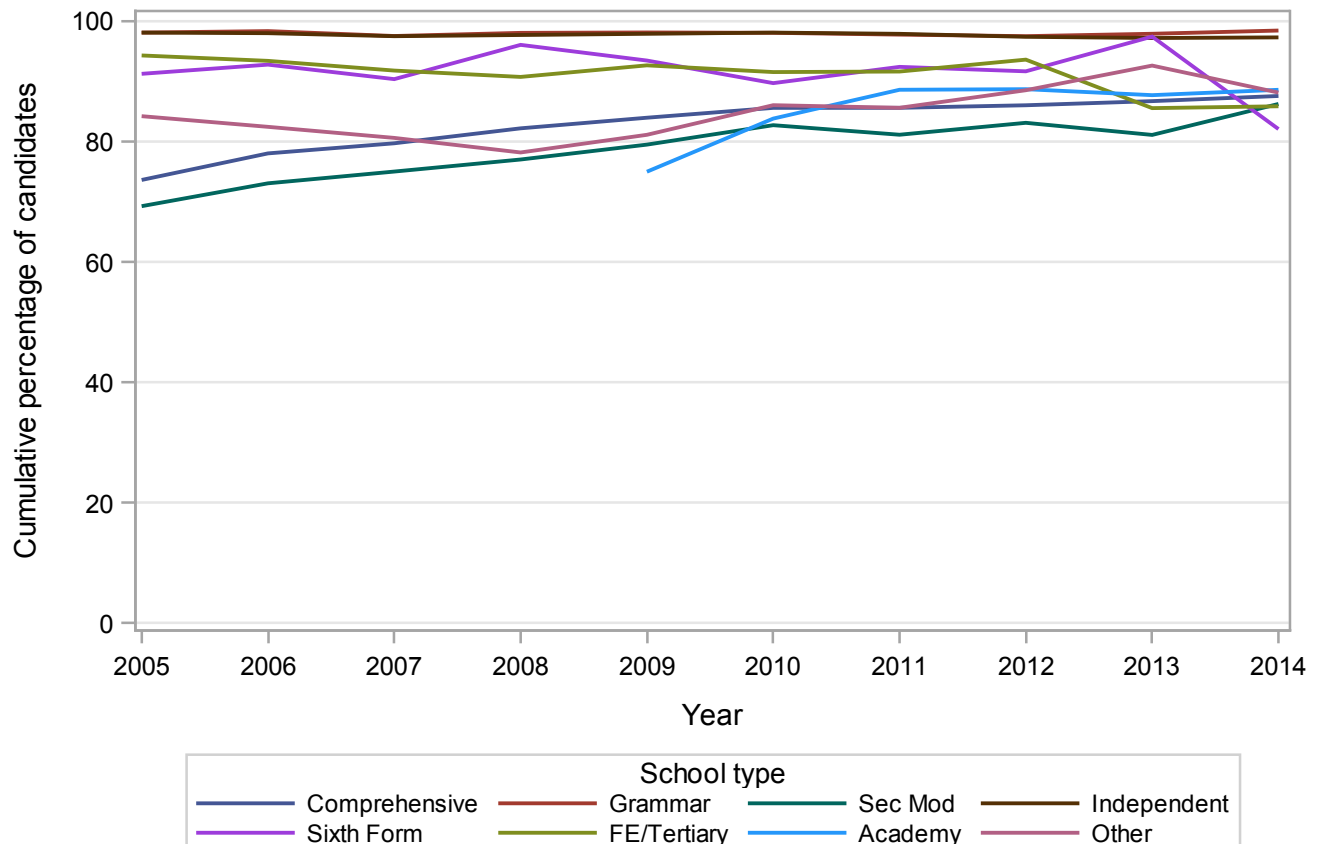
## GCSE FRENCH Grade D by school type 2005-2014 Cumulative Percentages

School type	2005	2006	2007	2008	2009	2010	2011	2012	2013	2014
Comprehensive	73.6	78.0	79.7	82.2	84.0	85.6	85.6	86.0	86.7	87.6
Grammar	98.1	98.3	97.5	98.1	98.1	98.1	97.8	97.5	97.9	98.4
Sec Mod	69.3	73.1	75.0	77.0	79.5	82.7	81.1	83.1	81.1	86.2
Independent	98.1	98.0	97.5	97.7	97.9	98.1	97.9	97.4	97.2	97.3
Sixth Form	91.3	92.8	90.4	96.1	93.5	89.7	92.4	91.7	97.4	82.1
FE/Tertiary	94.3	93.4	91.8	90.7	92.7	91.5	91.6	93.6	85.6	85.9
Academy	.	.	.	.	75.0	83.8	88.6	88.7	87.7	88.6
Other	84.2	82.4	80.6	78.2	81.1	86.0	85.6	88.5	92.6	88.1

### Cumulative Numbers

School type	2005	2006	2007	2008	2009	2010	2011	2012	2013	2014
Comprehensive	151359	134700	124260	117859	112099	105327	72883	68187	74428	68404
Grammar	19830	19380	18955	17652	16875	16093	10313	9657	9353	8342
Sec Mod	8697	7383	6630	6318	5093	4778	3432	2894	3386	3123
Independent	31311	31768	31136	29995	27242	26836	20582	19214	17952	14747
Sixth Form	146	167	122	122	100	122	73	88	76	87
FE/Tertiary	993	779	671	529	505	433	230	205	154	170
Academy	.	.	.	.	1946	3210	28860	35865	51897	55074
Other	571	465	453	889	464	709	565	656	477	468

### Cumulative percentage at Grade D by school type





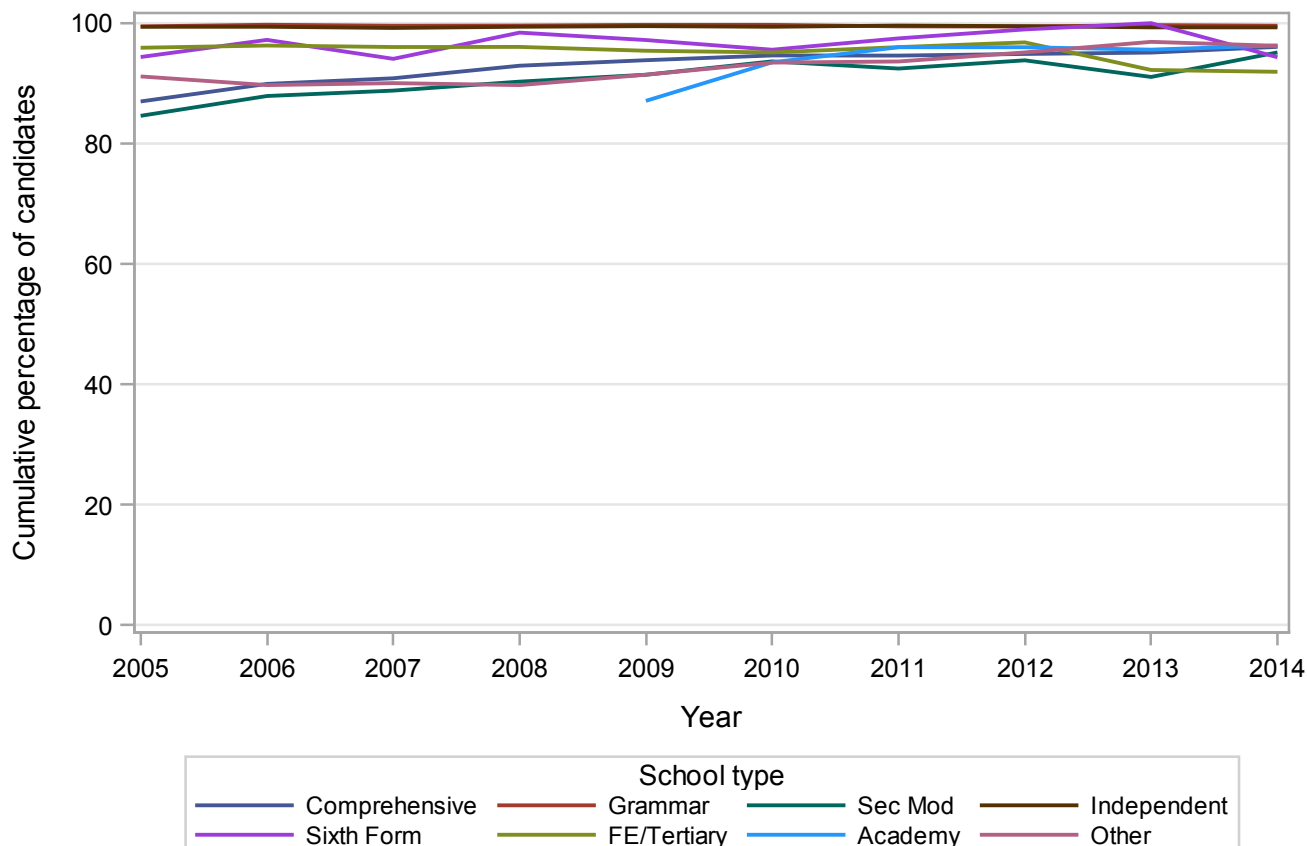
## GCSE FRENCH Grade E by school type 2005-2014 Cumulative Percentages

School type	2005	2006	2007	2008	2009	2010	2011	2012	2013	2014
Comprehensive	87.0	89.9	90.8	92.9	93.8	94.6	94.6	94.9	95.1	96.1
Grammar	99.5	99.7	99.6	99.6	99.7	99.7	99.5	99.4	99.7	99.6
Sec Mod	84.6	87.9	88.8	90.3	91.4	93.6	92.5	93.8	91.1	95.1
Independent	99.4	99.4	99.2	99.4	99.5	99.4	99.6	99.5	99.3	99.3
Sixth Form	94.4	97.2	94.1	98.4	97.2	95.6	97.5	99.0	100.0	94.3
FE/Tertiary	95.9	96.3	96.0	96.1	95.4	95.1	96.0	96.8	92.2	91.9
Academy	.	.	.	.	87.1	93.5	96.0	96.0	95.6	96.3
Other	91.2	89.7	90.0	89.7	91.4	93.4	93.6	95.1	96.9	96.2

### Cumulative Numbers

School type	2005	2006	2007	2008	2009	2010	2011	2012	2013	2014
Comprehensive	178848	155203	141613	133248	125301	116455	80556	75204	81637	75041
Grammar	20105	19653	19351	17930	17149	16364	10493	9848	9522	8438
Sec Mod	10623	8882	7848	7406	5858	5409	3911	3267	3802	3445
Independent	31725	32222	31679	30517	27687	27192	20940	19628	18340	15050
Sixth Form	151	175	127	125	104	130	77	95	78	100
FE/Tertiary	1010	803	702	560	520	450	241	212	166	182
Academy	.	.	.	.	2260	3581	31270	38817	56569	59858
Other	618	506	506	1020	523	770	618	705	499	511

### Cumulative percentage at Grade E by school type



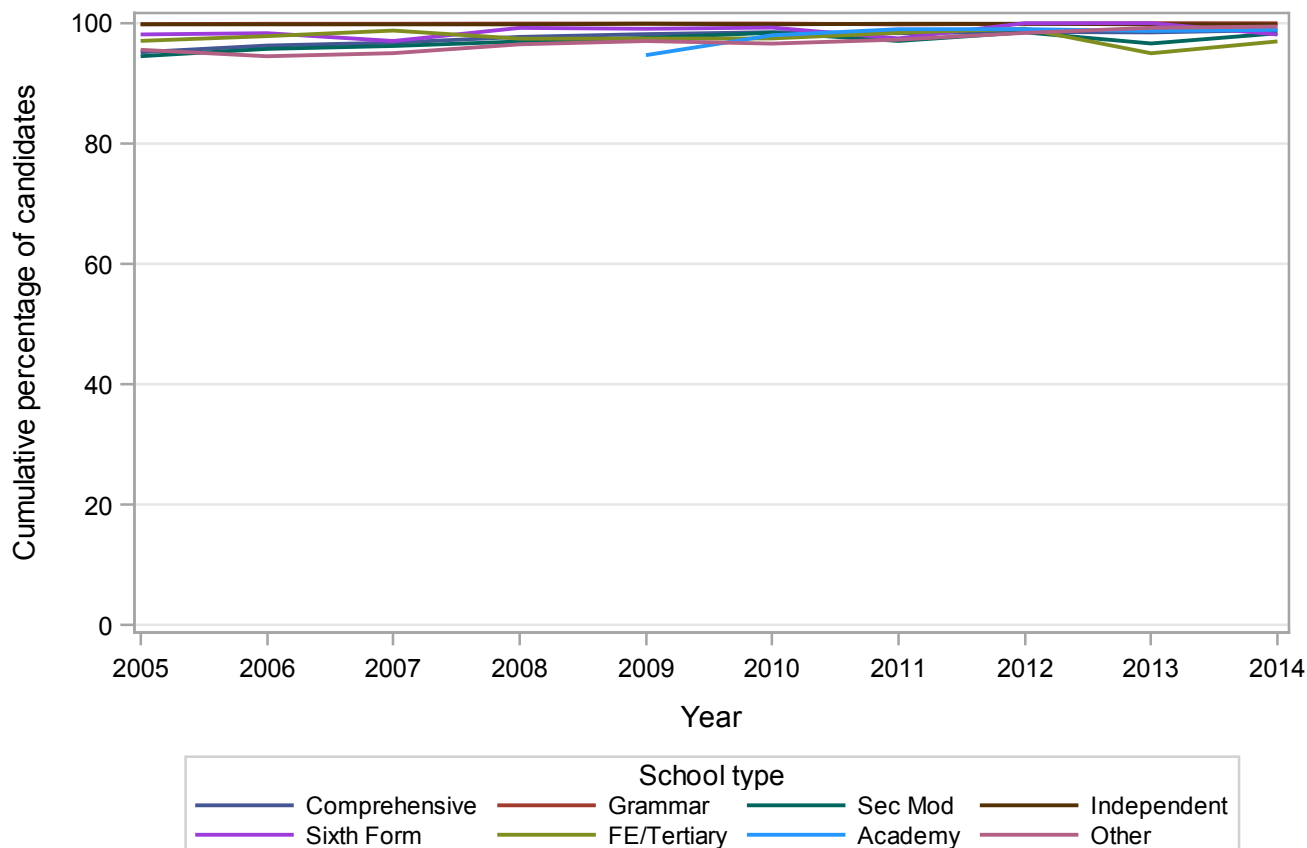
## GCSE FRENCH Grade F by school type 2005-2014 Cumulative Percentages

School type	2005	2006	2007	2008	2009	2010	2011	2012	2013	2014
Comprehensive	95.2	96.3	96.8	97.7	98.2	98.5	98.3	98.5	98.5	98.9
Grammar	99.8	99.9	99.9	99.9	99.9	99.9	99.8	99.9	100.0	100.0
Sec Mod	94.5	95.7	96.2	97.0	97.5	98.4	97.0	98.5	96.6	98.3
Independent	99.8	99.8	99.8	99.8	99.9	99.8	99.9	99.9	99.8	99.8
Sixth Form	98.1	98.3	97.0	99.2	99.1	99.3	97.5	100.0	100.0	98.1
FE/Tertiary	97.1	97.8	98.8	97.4	97.4	97.5	98.4	99.1	95.0	97.0
Academy	.	.	.	.	94.7	98.0	99.0	99.0	98.7	98.9
Other	95.6	94.5	95.0	96.5	97.0	96.6	97.3	98.4	99.2	99.4

### Cumulative Numbers

School type	2005	2006	2007	2008	2009	2010	2011	2012	2013	2014
Comprehensive	195670	166197	150844	140108	131076	121209	83719	78098	84512	77217
Grammar	20180	19686	19415	17990	17187	16401	10527	9892	9553	8472
Sec Mod	11867	9673	8503	7953	6250	5684	4105	3429	4034	3560
Independent	31853	32351	31870	30640	27798	27301	21003	19707	18432	15126
Sixth Form	157	177	131	126	106	135	77	96	78	104
FE/Tertiary	1022	816	722	568	531	461	247	217	171	192
Academy	.	.	.	.	2457	3753	32247	40030	58403	61477
Other	648	533	534	1097	555	796	642	729	511	528

### Cumulative percentage at Grade F by school type



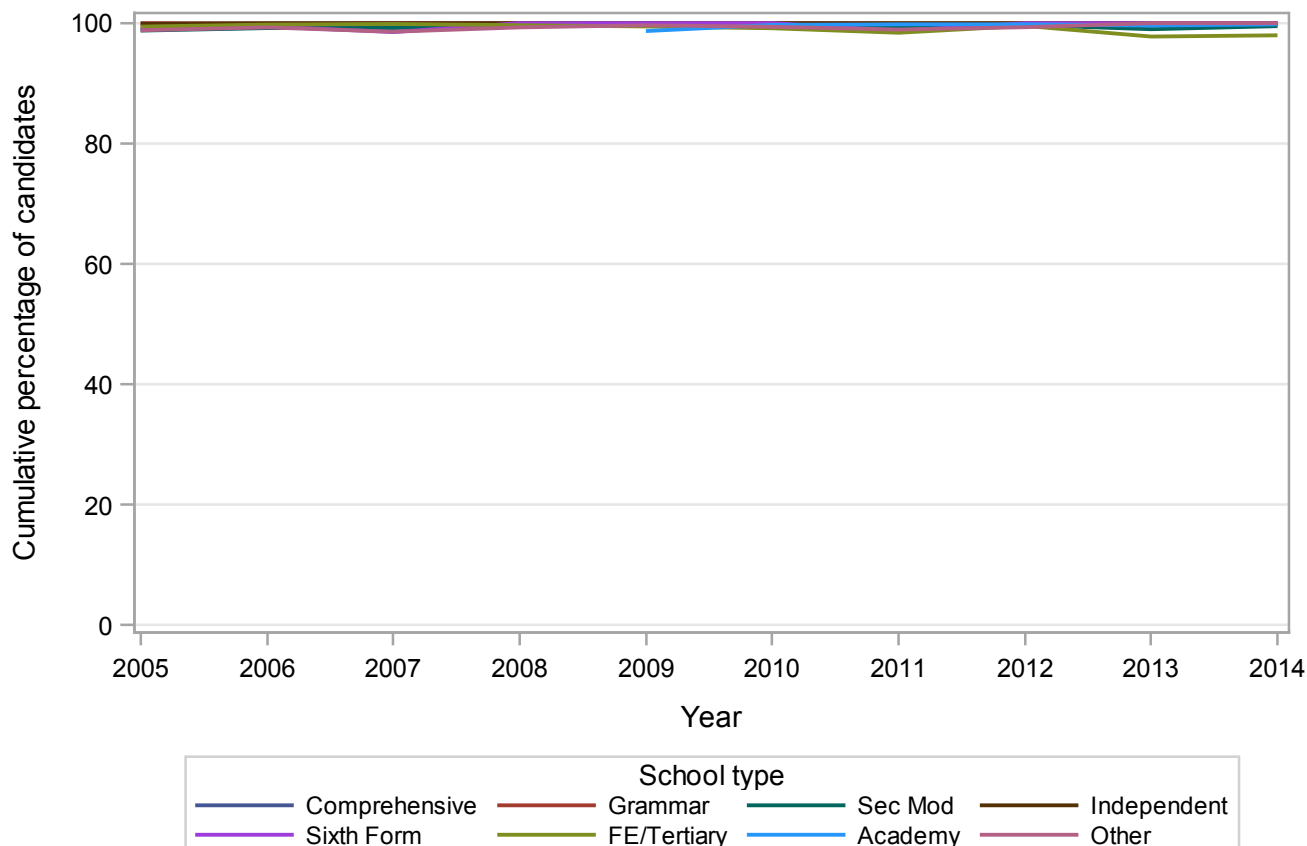
## GCSE FRENCH Grade G by school type 2005-2014 Cumulative Percentages

School type	2005	2006	2007	2008	2009	2010	2011	2012	2013	2014
Comprehensive	98.9	99.2	99.3	99.5	99.6	99.8	99.5	99.7	99.6	99.7
Grammar	100.0	99.9	100.0	100.0	100.0	100.0	100.0	100.0	100.0	100.0
Sec Mod	98.8	99.2	99.2	99.5	99.6	99.7	99.3	99.7	99.0	99.5
Independent	99.9	100.0	100.0	100.0	100.0	100.0	100.0	100.0	100.0	100.0
Sixth Form	99.4	99.4	98.5	100.0	100.0	100.0	98.7	100.0	100.0	100.0
FE/Tertiary	99.4	99.8	99.9	99.7	99.4	99.2	98.4	99.5	97.8	98.0
Academy	.	.	.	.	98.7	99.7	99.8	99.8	99.6	99.8
Other	98.8	99.3	98.6	99.3	99.7	99.4	98.9	99.3	100.0	100.0

### Cumulative Numbers

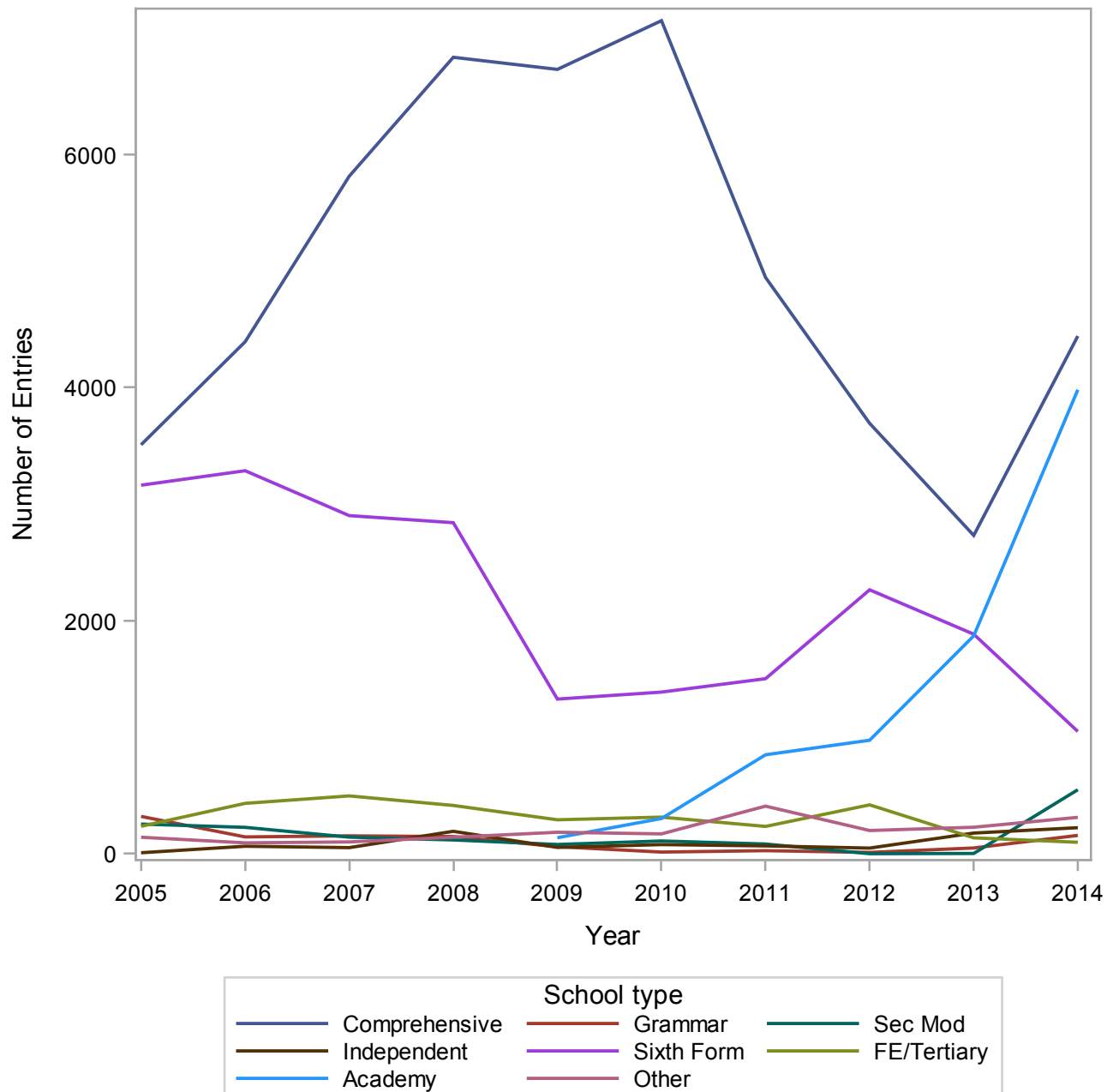
School type	2005	2006	2007	2008	2009	2010	2011	2012	2013	2014
Comprehensive	203418	171295	154824	142714	133005	122808	84753	78991	85476	77880
Grammar	20214	19693	19435	18002	17198	16411	10546	9902	9553	8474
Sec Mod	12401	10022	8767	8162	6380	5758	4201	3471	4133	3603
Independent	31885	32416	31934	30701	27826	27356	21024	19727	18469	15156
Sixth Form	159	179	133	127	107	136	78	96	78	106
FE/Tertiary	1047	832	730	581	542	469	247	218	176	194
Academy	.	.	.	.	2561	3819	32508	40353	58936	62039
Other	670	560	554	1129	570	819	653	736	515	531

### Cumulative percentage at Grade G by school type



## Numbers of GCSE entries in GENERAL STUDIES by school type 2005-2014

School type	2005	2006	2007	2008	2009	2010	2011	2012	2013	2014
Comprehensive	3510	4394	5815	6836	6732	7150	4946	3694	2732	4443
Grammar	320	144	153	147	60	14	26	11	49	157
Sec Mod	254	226	142	118	79	109	83	0	2	549
Independent	8	64	52	192	54	78	67	48	177	223
Sixth Form	3163	3287	2902	2841	1327	1387	1502	2265	1884	1049
FE/Tertiary	235	432	496	414	291	314	234	419	136	98
Academy	.	.	.	.	137	302	849	974	1870	3982
Other	141	93	101	141	184	170	408	199	227	312



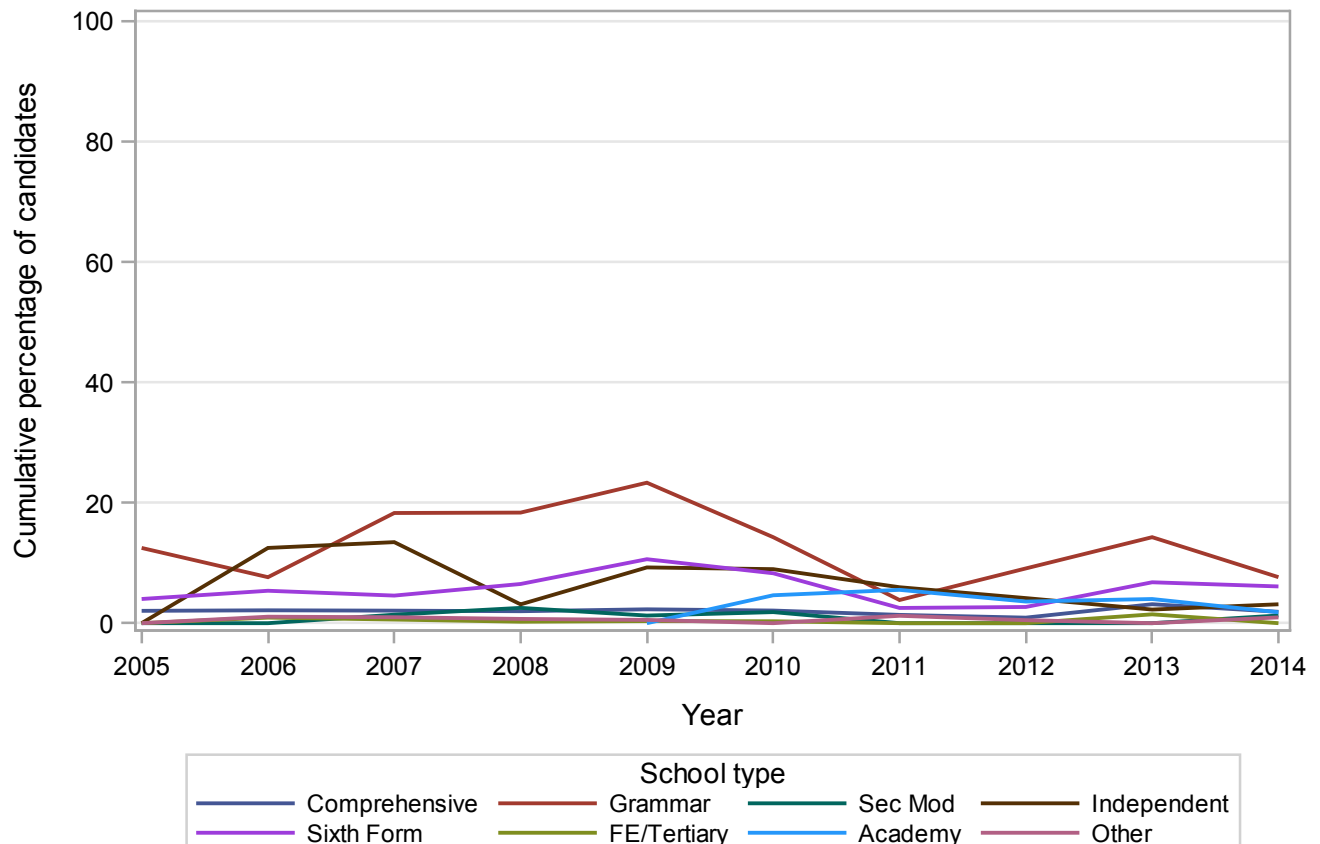
## GCSE GENERAL STUDIES Grade A\* by school type 2005-2014 Cumulative Percentages

School type	2005	2006	2007	2008	2009	2010	2011	2012	2013	2014
Comprehensive	2.1	2.1	2.1	2.0	2.3	2.1	1.4	0.9	3.1	1.9
Grammar	12.5	7.6	18.3	18.4	23.3	14.3	3.8	9.1	14.3	7.6
Sec Mod	0.0	0.0	1.4	2.5	1.3	1.8	0.0	.	0.0	1.3
Independent	0.0	12.5	13.5	3.1	9.3	9.0	6.0	4.2	2.3	3.1
Sixth Form	4.0	5.4	4.6	6.5	10.6	8.3	2.5	2.7	6.8	6.1
FE/Tertiary	0.0	0.9	0.6	0.2	0.3	0.3	0.0	0.0	1.5	0.0
Academy	.	.	.	.	0.0	4.6	5.5	3.6	4.0	1.8
Other	0.0	1.1	1.0	0.7	0.5	0.0	1.2	0.5	0.0	1.0

### Cumulative Numbers

School type	2005	2006	2007	2008	2009	2010	2011	2012	2013	2014
Comprehensive	72	94	121	136	155	150	68	34	86	84
Grammar	40	11	28	27	14	2	1	1	7	12
Sec Mod	0	0	2	3	1	2	0	0	0	7
Independent	0	8	7	6	5	7	4	2	4	7
Sixth Form	127	177	133	185	141	115	38	61	128	64
FE/Tertiary	0	4	3	1	1	1	0	0	2	0
Academy	.	.	.	.	0	14	47	35	75	72
Other	0	1	1	1	1	0	5	1	0	3

### Cumulative percentage at Grade A\* by school type



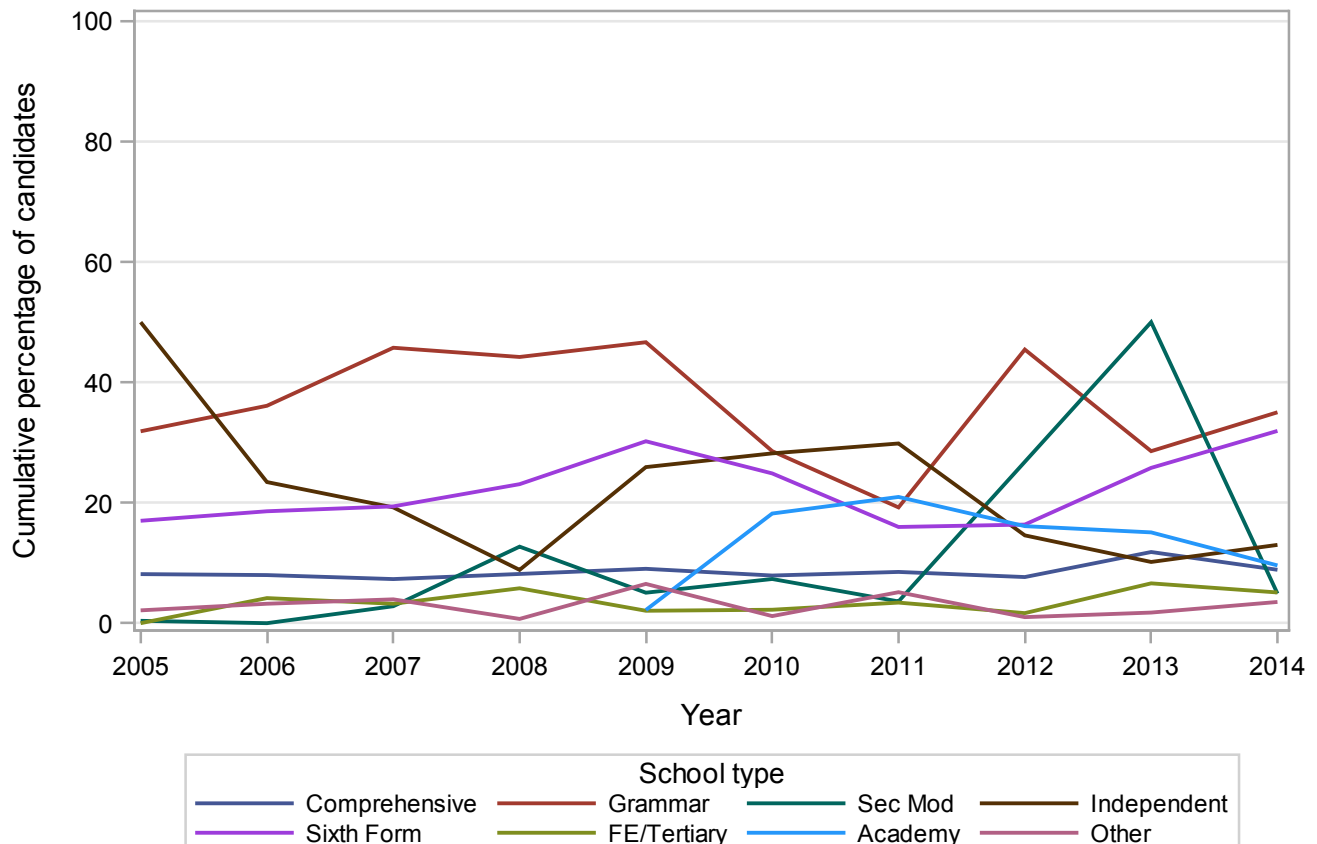
## GCSE GENERAL STUDIES Grade A by school type 2005-2014 Cumulative Percentages

School type	2005	2006	2007	2008	2009	2010	2011	2012	2013	2014
Comprehensive	8.1	8.0	7.3	8.2	9.0	7.9	8.5	7.7	11.8	8.9
Grammar	31.9	36.1	45.8	44.2	46.7	28.6	19.2	45.5	28.6	35.0
Sec Mod	0.4	0.0	2.8	12.7	5.1	7.3	3.6	.	50.0	4.9
Independent	50.0	23.4	19.2	8.9	25.9	28.2	29.9	14.6	10.2	13.0
Sixth Form	17.0	18.6	19.4	23.1	30.2	24.9	16.0	16.4	25.8	31.9
FE/Tertiary	0.0	4.2	3.2	5.8	2.1	2.2	3.4	1.7	6.6	5.1
Academy	.	.	.	.	2.2	18.2	21.0	16.1	15.1	9.6
Other	2.1	3.2	4.0	0.7	6.5	1.2	5.1	1.0	1.8	3.5

### Cumulative Numbers

School type	2005	2006	2007	2008	2009	2010	2011	2012	2013	2014
Comprehensive	286	351	426	559	608	566	421	283	323	394
Grammar	102	52	70	65	28	4	5	5	14	55
Sec Mod	1	0	4	15	4	8	3	0	1	27
Independent	4	15	10	17	14	22	20	7	18	29
Sixth Form	538	611	563	656	401	345	240	371	486	335
FE/Tertiary	0	18	16	24	6	7	8	7	9	5
Academy	.	.	.	.	3	55	178	157	282	382
Other	3	3	4	1	12	2	21	2	4	11

### Cumulative percentage at Grade A by school type



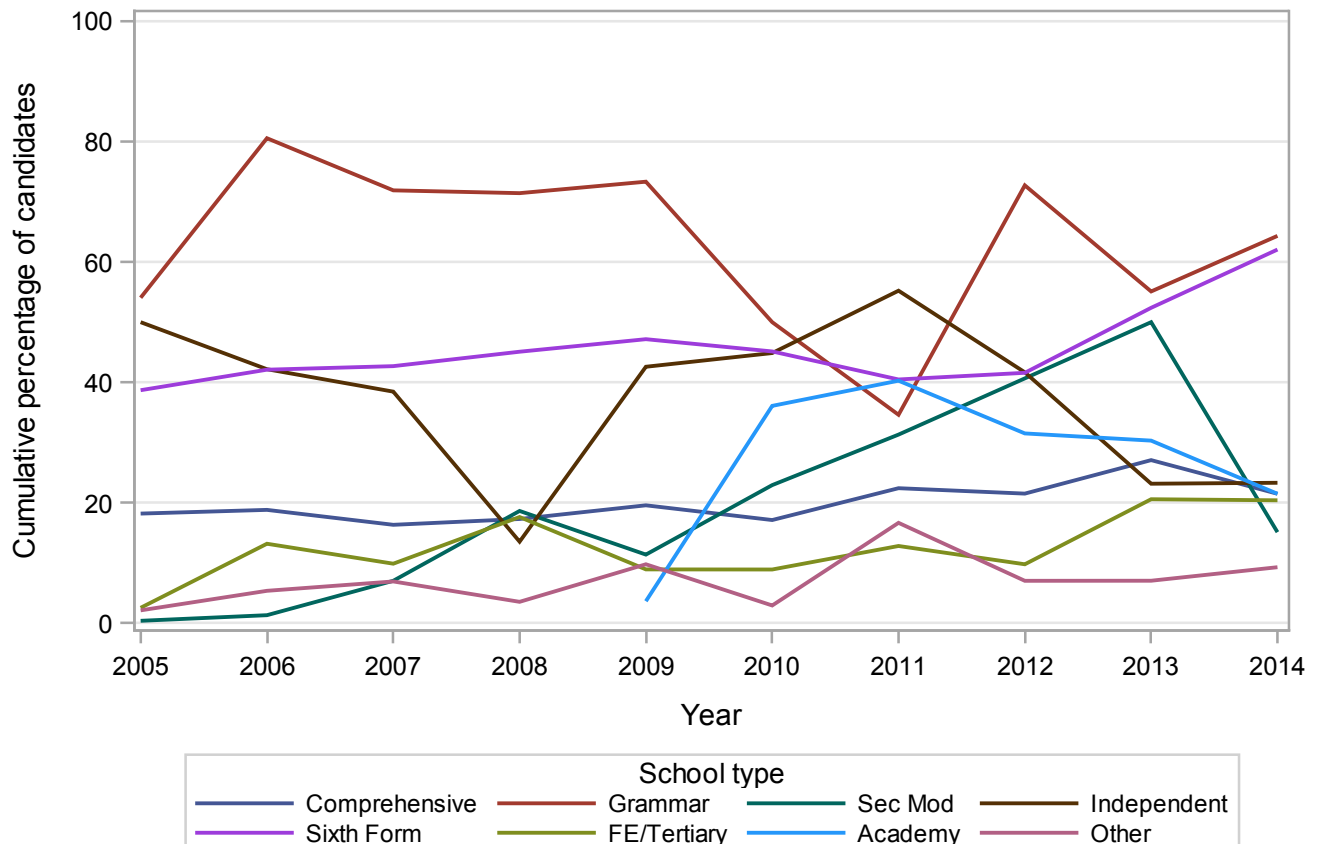
## GCSE GENERAL STUDIES Grade B by school type 2005-2014 Cumulative Percentages

School type	2005	2006	2007	2008	2009	2010	2011	2012	2013	2014
Comprehensive	18.2	18.8	16.3	17.3	19.6	17.1	22.4	21.5	27.1	21.5
Grammar	54.1	80.6	71.9	71.4	73.3	50.0	34.6	72.7	55.1	64.3
Sec Mod	0.4	1.3	7.0	18.6	11.4	22.9	31.3	.	50.0	15.1
Independent	50.0	42.2	38.5	13.5	42.6	44.9	55.2	41.7	23.2	23.3
Sixth Form	38.7	42.1	42.7	45.1	47.2	45.1	40.5	41.6	52.4	62.1
FE/Tertiary	2.6	13.2	9.9	17.6	8.9	8.9	12.8	9.8	20.6	20.4
Academy	.	.	.	.	3.6	36.1	40.3	31.5	30.3	21.5
Other	2.1	5.4	6.9	3.5	9.8	2.9	16.7	7.0	7.0	9.3

### Cumulative Numbers

School type	2005	2006	2007	2008	2009	2010	2011	2012	2013	2014
Comprehensive	639	827	950	1183	1318	1225	1109	795	740	955
Grammar	173	116	110	105	44	7	9	8	27	101
Sec Mod	1	3	10	22	9	25	26	0	1	83
Independent	4	27	20	26	23	35	37	20	41	52
Sixth Form	1224	1384	1239	1281	626	626	608	942	987	651
FE/Tertiary	6	57	49	73	26	28	30	41	28	20
Academy	.	.	.	.	5	109	342	307	567	856
Other	3	5	7	5	18	5	68	14	16	29

### Cumulative percentage at Grade B by school type



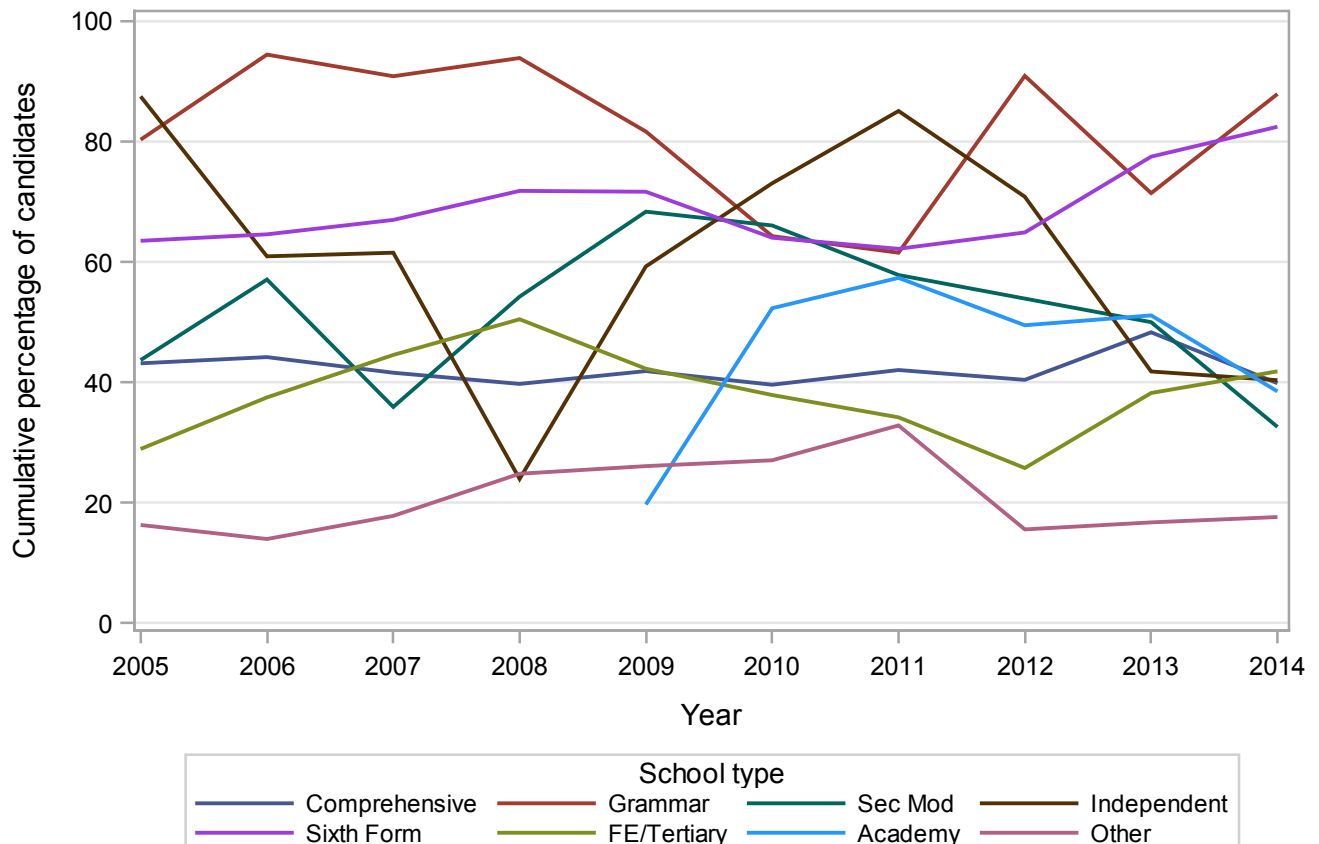
## GCSE GENERAL STUDIES Grade C by school type 2005-2014 Cumulative Percentages

School type	2005	2006	2007	2008	2009	2010	2011	2012	2013	2014
Comprehensive	43.2	44.2	41.6	39.7	41.9	39.6	42.1	40.4	48.3	39.9
Grammar	80.3	94.4	90.8	93.9	81.7	64.3	61.5	90.9	71.4	87.9
Sec Mod	43.7	57.1	35.9	54.2	68.4	66.1	57.8	.	50.0	32.6
Independent	87.5	60.9	61.5	24.0	59.3	73.1	85.1	70.8	41.8	40.4
Sixth Form	63.5	64.6	67.0	71.8	71.7	64.0	62.2	64.9	77.5	82.5
FE/Tertiary	28.9	37.5	44.6	50.5	42.3	37.9	34.2	25.8	38.2	41.8
Academy	.	.	.	.	19.7	52.3	57.4	49.5	51.1	38.5
Other	16.3	14.0	17.8	24.8	26.1	27.1	32.8	15.6	16.7	17.6

### Cumulative Numbers

School type	2005	2006	2007	2008	2009	2010	2011	2012	2013	2014
Comprehensive	1515	1942	2419	2717	2819	2832	2080	1493	1320	1771
Grammar	257	136	139	138	49	9	16	10	35	138
Sec Mod	111	129	51	64	54	72	48	0	1	179
Independent	7	39	32	46	32	57	57	34	74	90
Sixth Form	2009	2123	1944	2040	951	888	934	1470	1460	865
FE/Tertiary	68	162	221	209	123	119	80	108	52	41
Academy	.	.	.	.	27	158	487	482	956	1533
Other	23	13	18	35	48	46	134	31	38	55

### Cumulative percentage at Grade C by school type





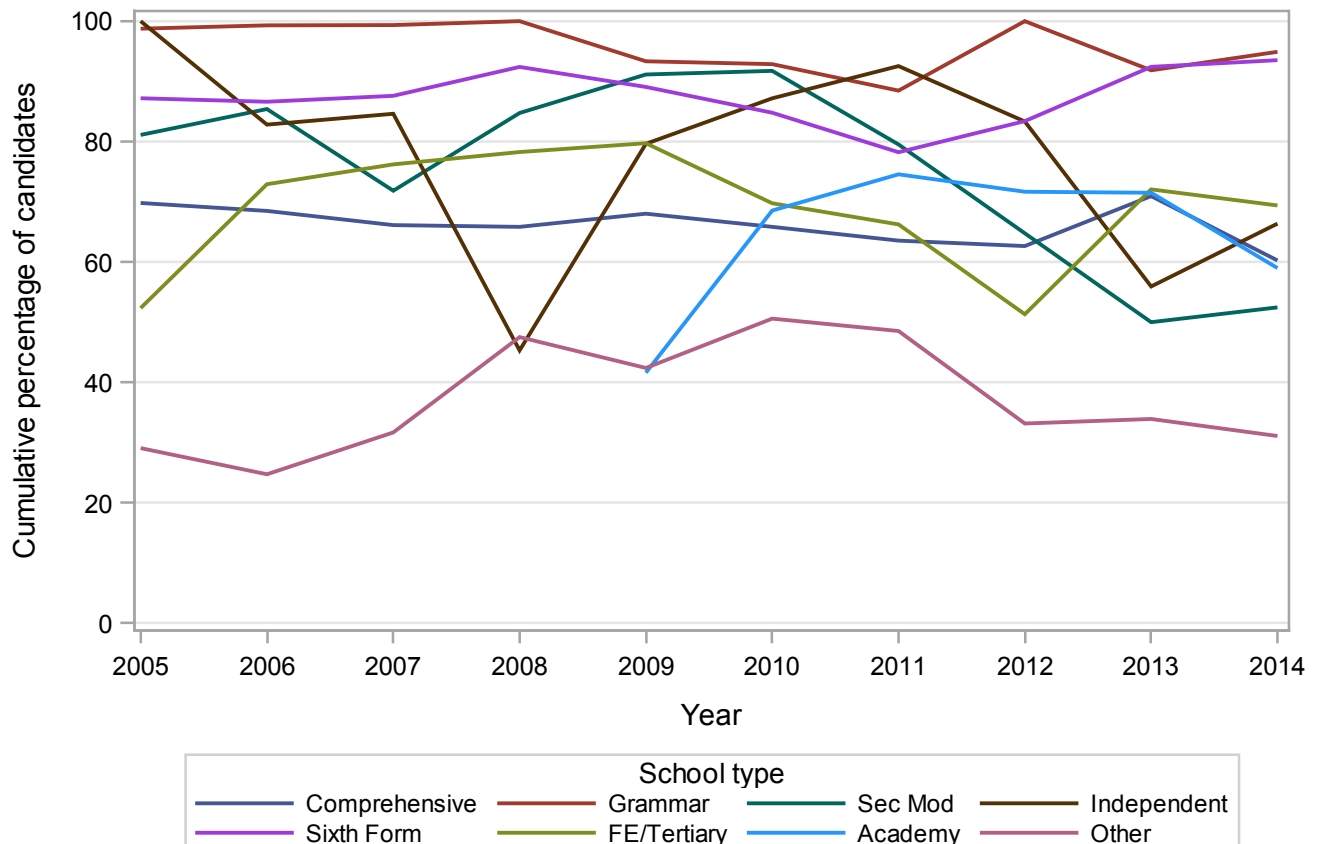
## GCSE GENERAL STUDIES Grade D by school type 2005-2014 Cumulative Percentages

School type	2005	2006	2007	2008	2009	2010	2011	2012	2013	2014
Comprehensive	69.8	68.5	66.1	65.8	68.0	65.8	63.5	62.6	70.9	60.3
Grammar	98.8	99.3	99.3	100.0	93.3	92.9	88.5	100.0	91.8	94.9
Sec Mod	81.1	85.4	71.8	84.7	91.1	91.7	79.5	.	50.0	52.5
Independent	100.0	82.8	84.6	45.3	79.6	87.2	92.5	83.3	55.9	66.4
Sixth Form	87.2	86.6	87.6	92.4	89.1	84.8	78.2	83.4	92.4	93.5
FE/Tertiary	52.3	72.9	76.2	78.3	79.7	69.7	66.2	51.3	72.1	69.4
Academy	.	.	.	.	41.6	68.5	74.6	71.7	71.5	59.0
Other	29.1	24.7	31.7	47.5	42.4	50.6	48.5	33.2	33.9	31.1

### Cumulative Numbers

School type	2005	2006	2007	2008	2009	2010	2011	2012	2013	2014
Comprehensive	2450	3009	3845	4500	4579	4707	3143	2314	1938	2677
Grammar	316	143	152	147	56	13	23	11	45	149
Sec Mod	206	193	102	100	72	100	66	0	1	288
Independent	8	53	44	87	43	68	62	40	99	148
Sixth Form	2758	2847	2542	2625	1182	1176	1175	1889	1741	981
FE/Tertiary	123	315	378	324	232	219	155	215	98	68
Academy	.	.	.	.	57	207	633	698	1337	2349
Other	41	23	32	67	78	86	198	66	77	97

### Cumulative percentage at Grade D by school type

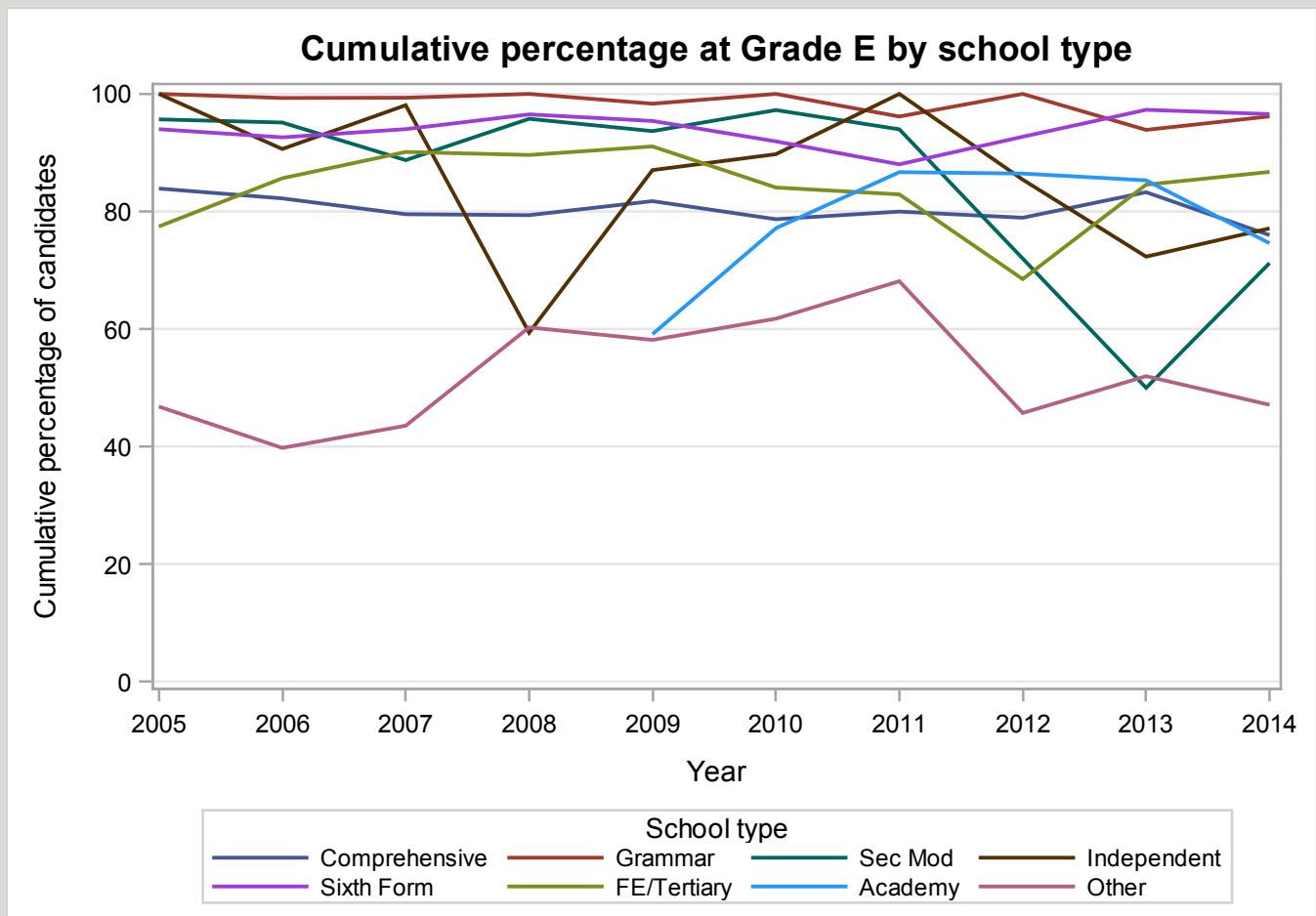


## GCSE GENERAL STUDIES Grade E by school type 2005-2014 Cumulative Percentages

School type	2005	2006	2007	2008	2009	2010	2011	2012	2013	2014
Comprehensive	83.9	82.2	79.5	79.4	81.8	78.7	80.0	78.9	83.3	76.0
Grammar	100.0	99.3	99.3	100.0	98.3	100.0	96.2	100.0	93.9	96.2
Sec Mod	95.7	95.1	88.7	95.8	93.7	97.2	94.0	.	50.0	71.2
Independent	100.0	90.6	98.1	59.4	87.0	89.7	100.0	85.4	72.3	77.1
Sixth Form	94.0	92.6	94.0	96.5	95.4	91.9	88.0	92.7	97.3	96.6
FE/Tertiary	77.4	85.6	90.1	89.6	91.1	84.1	82.9	68.5	84.6	86.7
Academy	.	.	.	.	59.1	77.2	86.7	86.4	85.3	74.6
Other	46.8	39.8	43.6	60.3	58.2	61.8	68.1	45.7	52.0	47.1

### Cumulative Numbers

School type	2005	2006	2007	2008	2009	2010	2011	2012	2013	2014
Comprehensive	2945	3613	4625	5426	5504	5626	3956	2916	2275	3376
Grammar	320	143	152	147	59	14	25	11	46	151
Sec Mod	243	215	126	113	74	106	78	0	1	391
Independent	8	58	51	114	47	70	67	41	128	172
Sixth Form	2973	3044	2728	2742	1266	1275	1322	2100	1833	1013
FE/Tertiary	182	370	447	371	265	264	194	287	115	85
Academy	.	.	.	.	81	233	736	842	1595	2971
Other	66	37	44	85	107	105	278	91	118	147

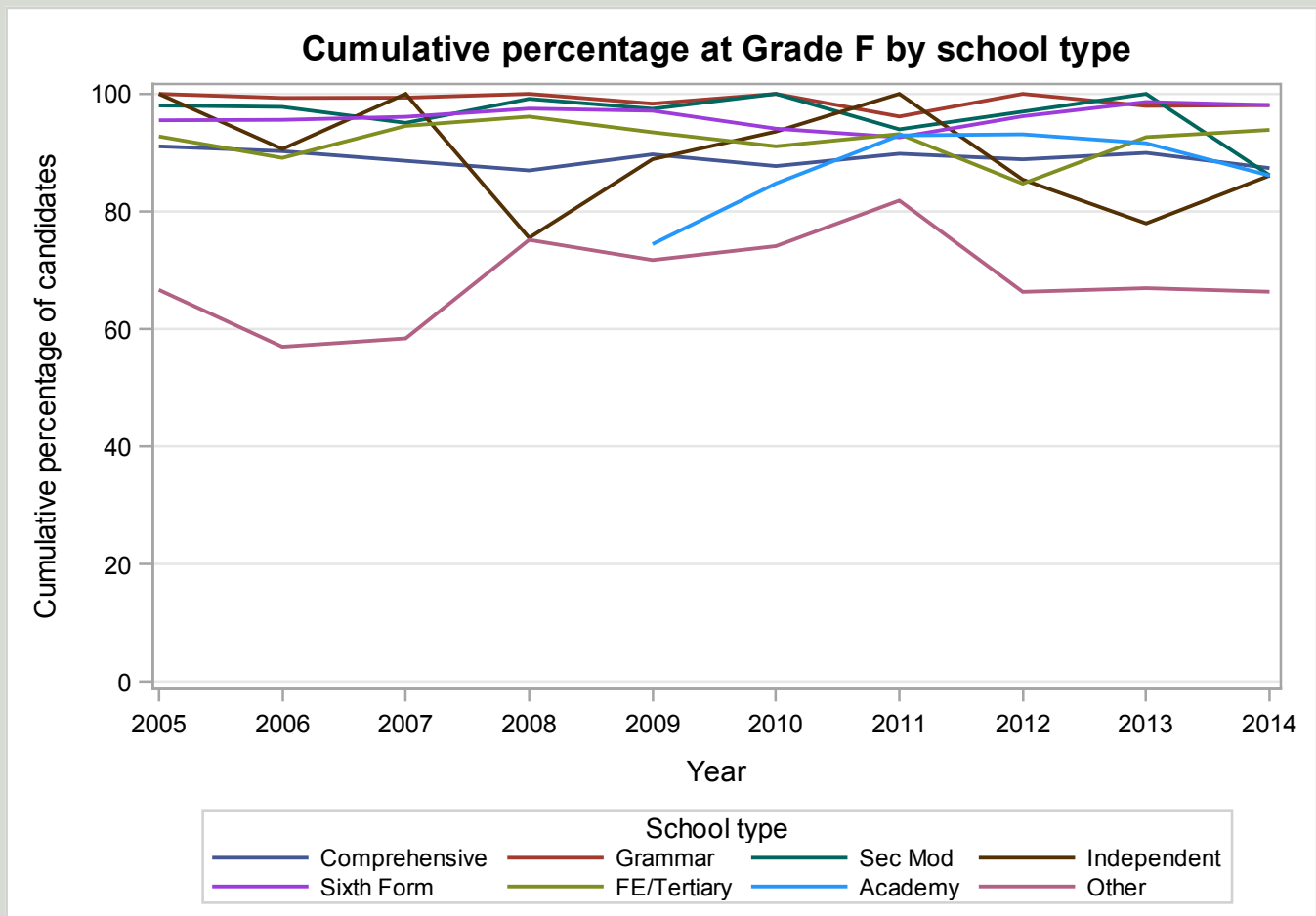


## GCSE GENERAL STUDIES Grade F by school type 2005-2014 Cumulative Percentages

School type	2005	2006	2007	2008	2009	2010	2011	2012	2013	2014
Comprehensive	91.1	90.3	88.6	87.0	89.7	87.7	89.8	88.9	90.0	87.4
Grammar	100.0	99.3	99.3	100.0	98.3	100.0	96.2	100.0	98.0	98.1
Sec Mod	98.0	97.8	95.1	99.2	97.5	100.0	94.0	.	100.0	86.2
Independent	100.0	90.6	100.0	75.5	88.9	93.6	100.0	85.4	78.0	86.1
Sixth Form	95.5	95.6	96.1	97.5	97.1	94.1	92.6	96.2	98.6	98.1
FE/Tertiary	92.8	89.1	94.6	96.1	93.5	91.1	93.2	84.7	92.6	93.9
Academy	.	.	.	.	74.5	84.8	92.9	93.1	91.6	86.1
Other	66.7	57.0	58.4	75.2	71.7	74.1	81.9	66.3	67.0	66.3

### Cumulative Numbers

School type	2005	2006	2007	2008	2009	2010	2011	2012	2013	2014
Comprehensive	3197	3966	5153	5946	6040	6272	4443	3283	2458	3882
Grammar	320	143	152	147	59	14	25	11	48	154
Sec Mod	249	221	135	117	77	109	78	0	2	473
Independent	8	58	52	145	48	73	67	41	138	192
Sixth Form	3021	3142	2789	2770	1289	1305	1391	2179	1858	1029
FE/Tertiary	218	385	469	398	272	286	218	355	126	92
Academy	.	.	.	.	102	256	789	907	1713	3429
Other	94	53	59	106	132	126	334	132	152	207

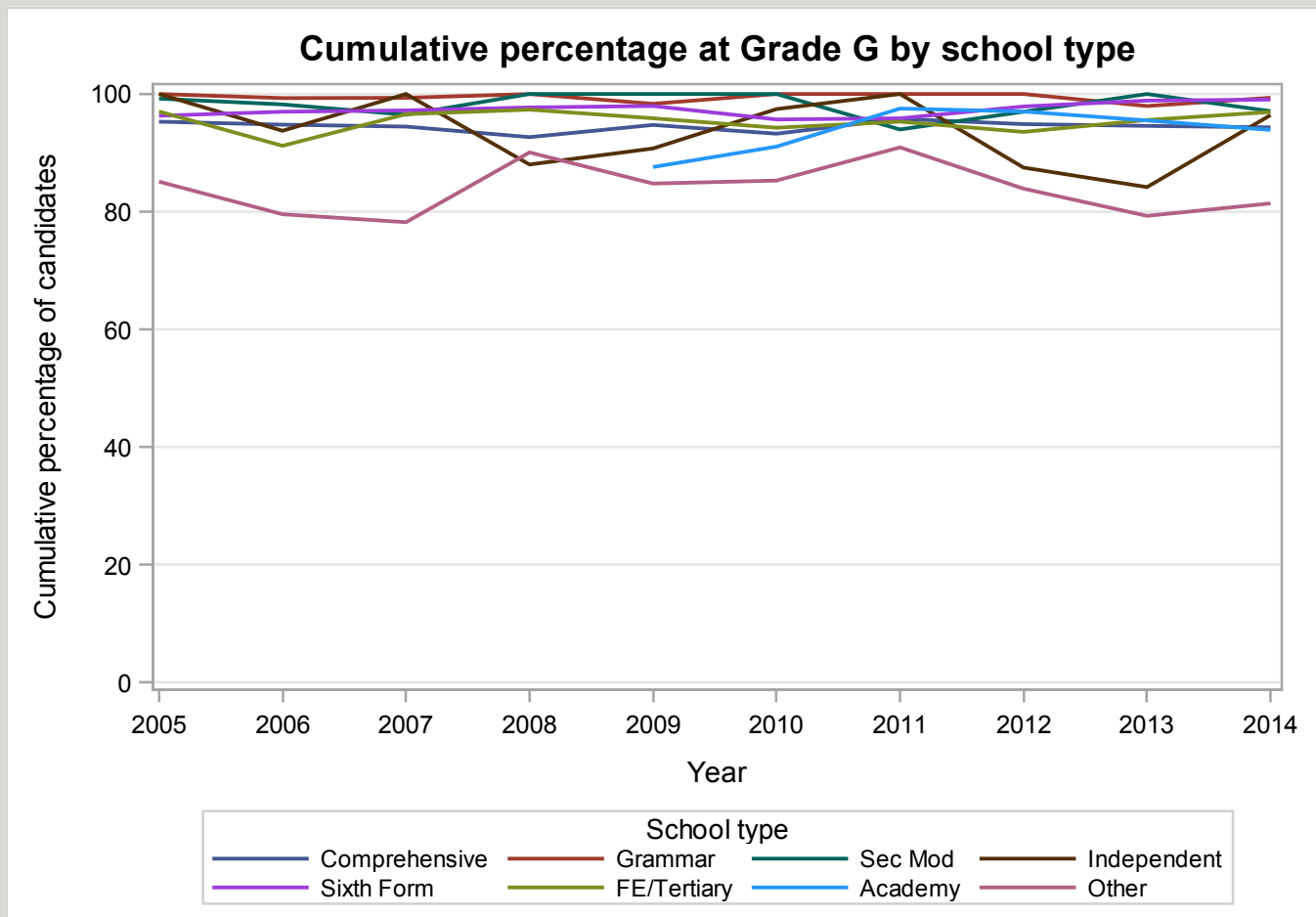


## GCSE GENERAL STUDIES Grade G by school type 2005-2014 Cumulative Percentages

School type	2005	2006	2007	2008	2009	2010	2011	2012	2013	2014
Comprehensive	95.3	94.8	94.5	92.7	94.7	93.3	95.8	94.9	94.6	94.3
Grammar	100.0	99.3	99.3	100.0	98.3	100.0	100.0	100.0	98.0	99.4
Sec Mod	99.2	98.2	96.5	100.0	100.0	100.0	94.0	.	100.0	97.1
Independent	100.0	93.8	100.0	88.0	90.7	97.4	100.0	87.5	84.2	96.4
Sixth Form	96.3	97.0	97.2	97.7	98.0	95.7	95.9	97.9	98.9	99.0
FE/Tertiary	97.0	91.2	96.6	97.3	95.9	94.3	95.3	93.6	95.6	96.9
Academy	.	.	.	.	87.6	91.1	97.5	97.0	95.5	93.9
Other	85.1	79.6	78.2	90.1	84.8	85.3	90.9	83.9	79.3	81.4

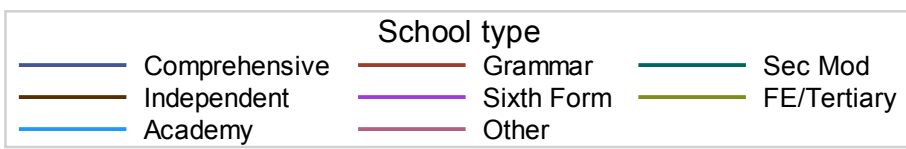
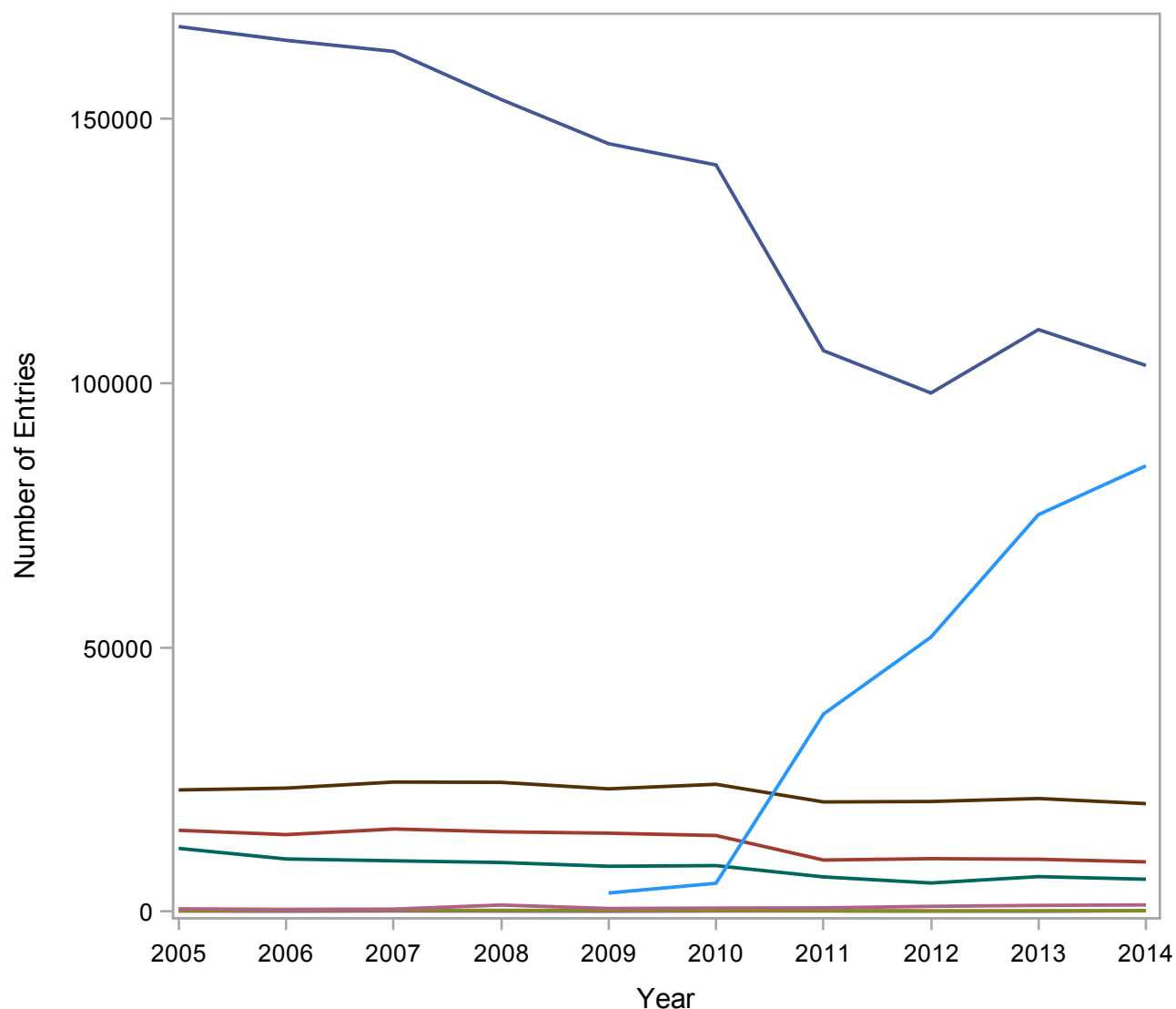
### Cumulative Numbers

School type	2005	2006	2007	2008	2009	2010	2011	2012	2013	2014
Comprehensive	3345	4165	5493	6335	6378	6668	4737	3505	2584	4191
Grammar	320	143	152	147	59	14	26	11	48	156
Sec Mod	252	222	137	118	79	109	78	0	2	533
Independent	8	60	52	169	49	76	67	42	149	215
Sixth Form	3046	3188	2821	2776	1300	1327	1440	2217	1863	1039
FE/Tertiary	228	394	479	403	279	296	223	392	130	95
Academy	.	.	.	.	120	275	828	945	1786	3739
Other	120	74	79	127	156	145	371	167	180	254



## Numbers of GCSE entries in GEOGRAPHY by school type 2005-2014

School type	2005	2006	2007	2008	2009	2010	2011	2012	2013	2014
Comprehensive	167542	164929	162836	153737	145365	141338	106176	98171	110171	103381
Grammar	15377	14561	15625	15091	14832	14390	9747	10013	9893	9406
Sec Mod	11955	9953	9602	9284	8570	8693	6556	5400	6613	6116
Independent	23021	23363	24512	24451	23225	24092	20747	20831	21394	20424
Sixth Form	98	70	110	86	61	108	124	100	65	159
FE/Tertiary	147	208	221	223	194	155	126	89	130	143
Academy	.	.	.	.	3513	5351	37380	51948	75140	84379
Other	507	404	457	1234	568	643	692	982	1159	1256



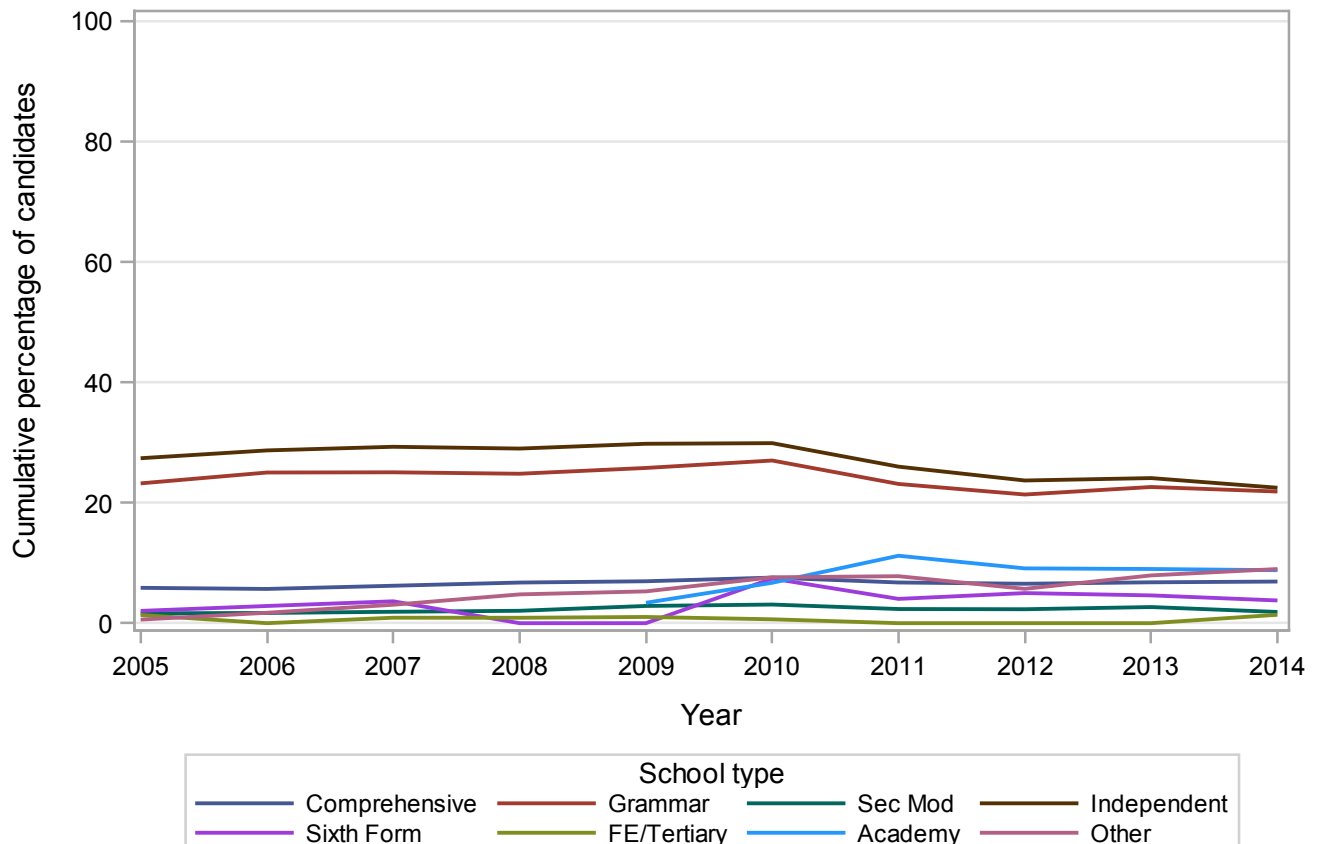
## GCSE GEOGRAPHY Grade A\* by school type 2005-2014 Cumulative Percentages

School type	2005	2006	2007	2008	2009	2010	2011	2012	2013	2014
Comprehensive	5.9	5.7	6.2	6.7	7.0	7.6	6.8	6.6	6.8	6.9
Grammar	23.2	25.0	25.1	24.8	25.8	27.0	23.1	21.4	22.6	21.9
Sec Mod	1.6	1.7	1.9	2.1	2.9	3.1	2.3	2.3	2.7	1.9
Independent	27.4	28.7	29.3	29.0	29.8	29.9	26.0	23.7	24.1	22.5
Sixth Form	2.0	2.9	3.6	0.0	0.0	7.4	4.0	5.0	4.6	3.8
FE/Tertiary	1.4	0.0	0.9	0.9	1.0	0.6	0.0	0.0	0.0	1.4
Academy	.	.	.	.	3.4	6.7	11.2	9.1	9.0	8.8
Other	0.6	1.7	3.1	4.8	5.3	7.6	7.8	5.7	7.9	9.0

### Cumulative Numbers

School type	2005	2006	2007	2008	2009	2010	2011	2012	2013	2014
Comprehensive	9837	9378	10126	10375	10123	10705	7174	6432	7479	7146
Grammar	3571	3644	3916	3746	3824	3888	2254	2140	2238	2057
Sec Mod	195	169	182	191	245	269	154	125	177	114
Independent	6308	6705	7182	7091	6921	7204	5394	4937	5156	4595
Sixth Form	2	2	4	0	0	8	5	5	3	6
FE/Tertiary	2	0	2	2	2	1	0	0	0	2
Academy	.	.	.	.	119	359	4187	4727	6763	7425
Other	3	7	14	59	30	49	54	56	92	113

### Cumulative percentage at Grade A\* by school type



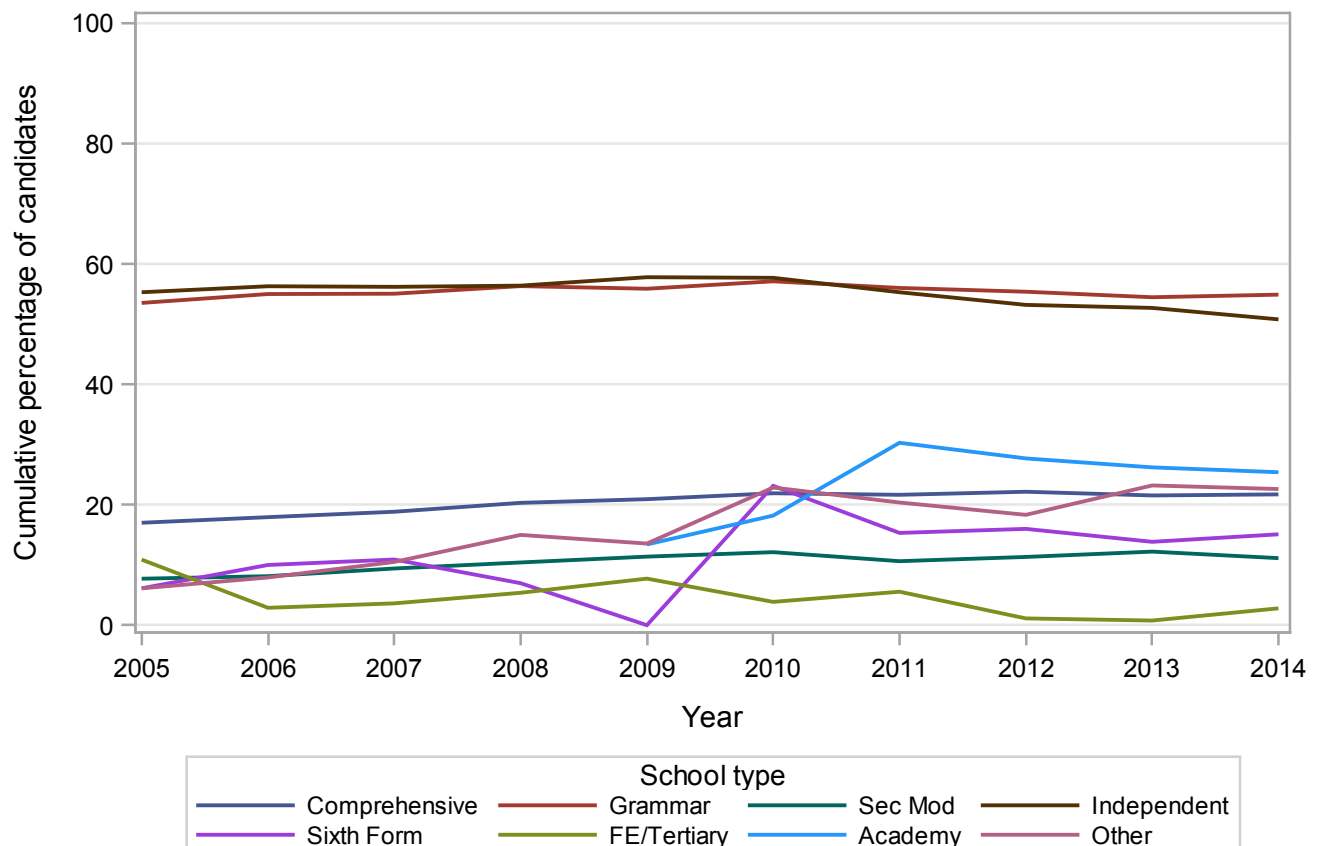
## GCSE GEOGRAPHY Grade A by school type 2005-2014 Cumulative Percentages

School type	2005	2006	2007	2008	2009	2010	2011	2012	2013	2014
Comprehensive	17.0	17.9	18.8	20.3	20.9	21.9	21.7	22.2	21.5	21.7
Grammar	53.5	55.0	55.1	56.3	55.9	57.1	56.0	55.4	54.5	54.9
Sec Mod	7.7	8.1	9.4	10.4	11.4	12.1	10.6	11.3	12.2	11.1
Independent	55.3	56.3	56.2	56.4	57.8	57.7	55.3	53.2	52.7	50.8
Sixth Form	6.1	10.0	10.9	7.0	0.0	23.1	15.3	16.0	13.8	15.1
FE/Tertiary	10.9	2.9	3.6	5.4	7.7	3.9	5.6	1.1	0.8	2.8
Academy	.	.	.	.	13.4	18.2	30.3	27.7	26.2	25.4
Other	6.1	7.9	10.5	15.0	13.6	22.9	20.4	18.3	23.2	22.6

### Cumulative Numbers

School type	2005	2006	2007	2008	2009	2010	2011	2012	2013	2014
Comprehensive	28504	29594	30684	31244	30421	30970	22994	21759	23741	22459
Grammar	8231	8009	8603	8499	8289	8219	5460	5546	5389	5164
Sec Mod	923	810	904	967	976	1054	697	612	808	681
Independent	12731	13153	13776	13790	13424	13901	11473	11082	11275	10375
Sixth Form	6	7	12	6	0	25	19	16	9	24
FE/Tertiary	16	6	8	12	15	6	7	1	1	4
Academy	.	.	.	.	471	974	11326	14390	19695	21437
Other	31	32	48	185	77	147	141	180	269	284

### Cumulative percentage at Grade A by school type



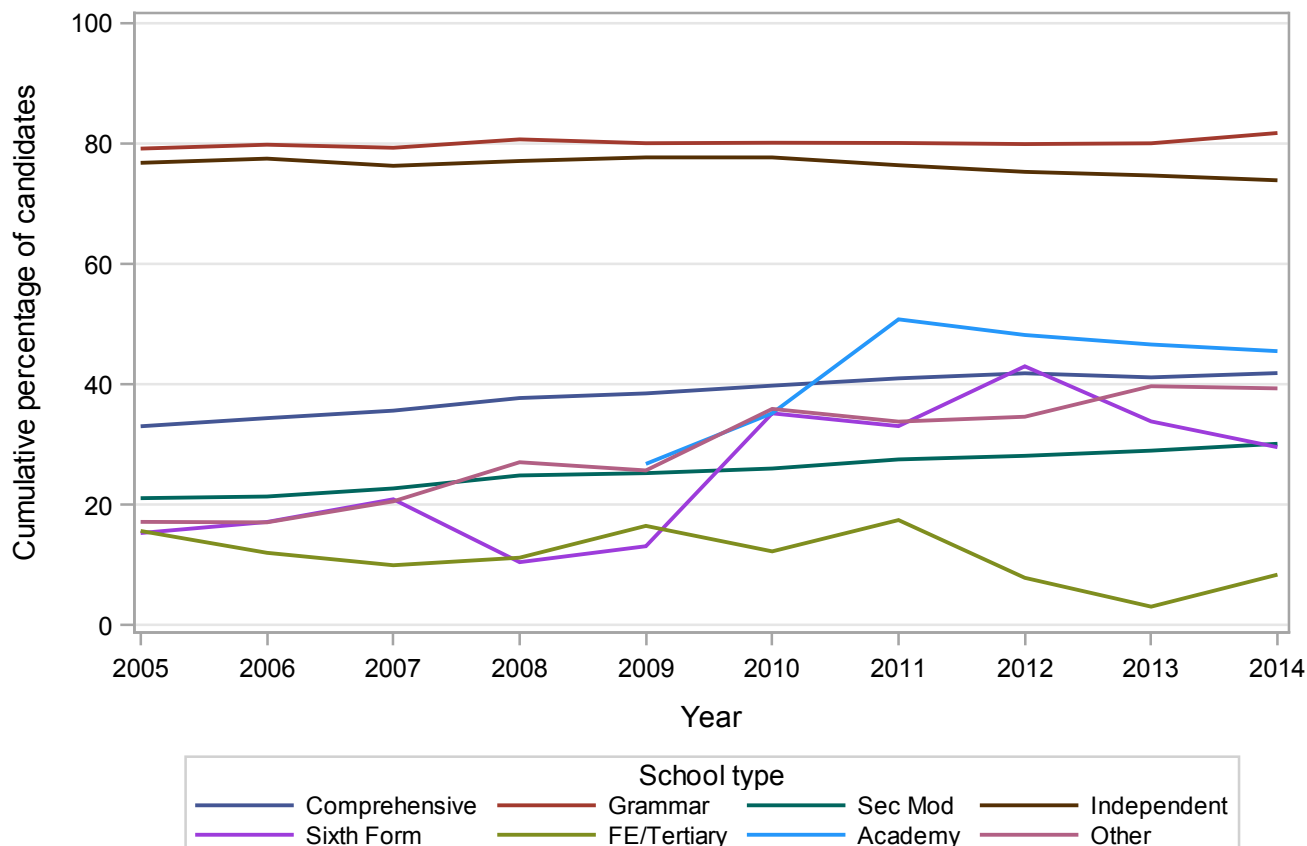
## GCSE GEOGRAPHY Grade B by school type 2005-2014 Cumulative Percentages

School type	2005	2006	2007	2008	2009	2010	2011	2012	2013	2014
Comprehensive	33.0	34.4	35.6	37.7	38.5	39.8	41.0	41.8	41.2	41.9
Grammar	79.2	79.8	79.3	80.7	80.1	80.1	80.1	79.9	80.0	81.8
Sec Mod	21.1	21.4	22.7	24.9	25.3	26.0	27.5	28.1	29.0	30.1
Independent	76.8	77.5	76.3	77.1	77.7	77.7	76.4	75.3	74.7	73.9
Sixth Form	15.3	17.1	20.9	10.5	13.1	35.2	33.1	43.0	33.8	29.6
FE/Tertiary	15.6	12.0	10.0	11.2	16.5	12.3	17.5	7.9	3.1	8.4
Academy	.	.	.	.	26.8	35.2	50.8	48.2	46.6	45.5
Other	17.2	17.1	20.6	27.1	25.7	35.9	33.8	34.6	39.7	39.3

### Cumulative Numbers

School type	2005	2006	2007	2008	2009	2010	2011	2012	2013	2014
Comprehensive	55355	56715	58028	58005	55967	56235	43532	41075	45347	43291
Grammar	12173	11621	12391	12178	11874	11532	7807	8002	7919	7690
Sec Mod	2522	2127	2181	2309	2164	2262	1805	1519	1917	1843
Independent	17680	18106	18703	18852	18046	18719	15851	15686	15981	15093
Sixth Form	15	12	23	9	8	38	41	43	22	47
FE/Tertiary	23	25	22	25	32	19	22	7	4	12
Academy	.	.	.	.	941	1884	18989	25039	35033	38406
Other	87	69	94	334	146	231	234	340	460	494

### Cumulative percentage at Grade B by school type





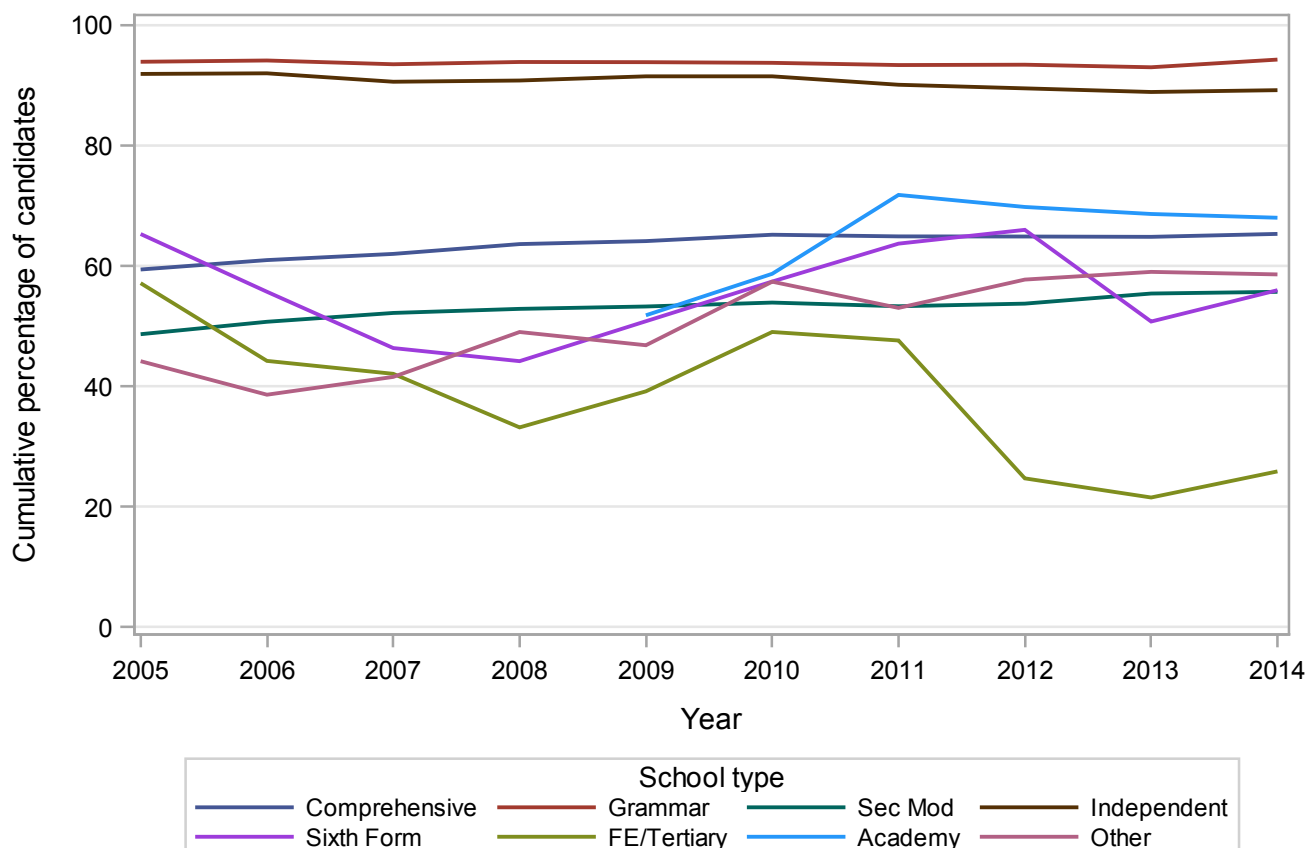
## GCSE GEOGRAPHY Grade C by school type 2005-2014 Cumulative Percentages

School type	2005	2006	2007	2008	2009	2010	2011	2012	2013	2014
Comprehensive	59.4	61.0	62.0	63.6	64.1	65.2	64.9	64.9	64.8	65.3
Grammar	93.9	94.1	93.5	93.9	93.9	93.7	93.4	93.4	93.0	94.3
Sec Mod	48.7	50.7	52.2	52.9	53.3	53.9	53.3	53.7	55.4	55.7
Independent	91.9	92.0	90.6	90.8	91.5	91.5	90.1	89.5	88.9	89.2
Sixth Form	65.3	55.7	46.4	44.2	50.8	57.4	63.7	66.0	50.8	56.0
FE/Tertiary	57.1	44.2	42.1	33.2	39.2	49.0	47.6	24.7	21.5	25.9
Academy	.	.	.	.	51.8	58.7	71.8	69.8	68.6	68.0
Other	44.2	38.6	41.6	49.0	46.8	57.4	53.0	57.7	59.0	58.6

### Cumulative Numbers

School type	2005	2006	2007	2008	2009	2010	2011	2012	2013	2014
Comprehensive	99537	100563	100962	97828	93220	92134	68923	63705	71431	67536
Grammar	14442	13706	14610	14168	13920	13489	9101	9355	9201	8868
Sec Mod	5818	5049	5012	4909	4565	4687	3495	2902	3665	3407
Independent	21156	21494	22208	22202	21251	22044	18693	18644	19019	18218
Sixth Form	64	39	51	38	31	62	79	66	33	89
FE/Tertiary	84	92	93	74	76	76	60	22	28	37
Academy	.	.	.	.	1820	3141	26839	36260	51570	57387
Other	224	156	190	605	266	369	367	567	684	736

### Cumulative percentage at Grade C by school type



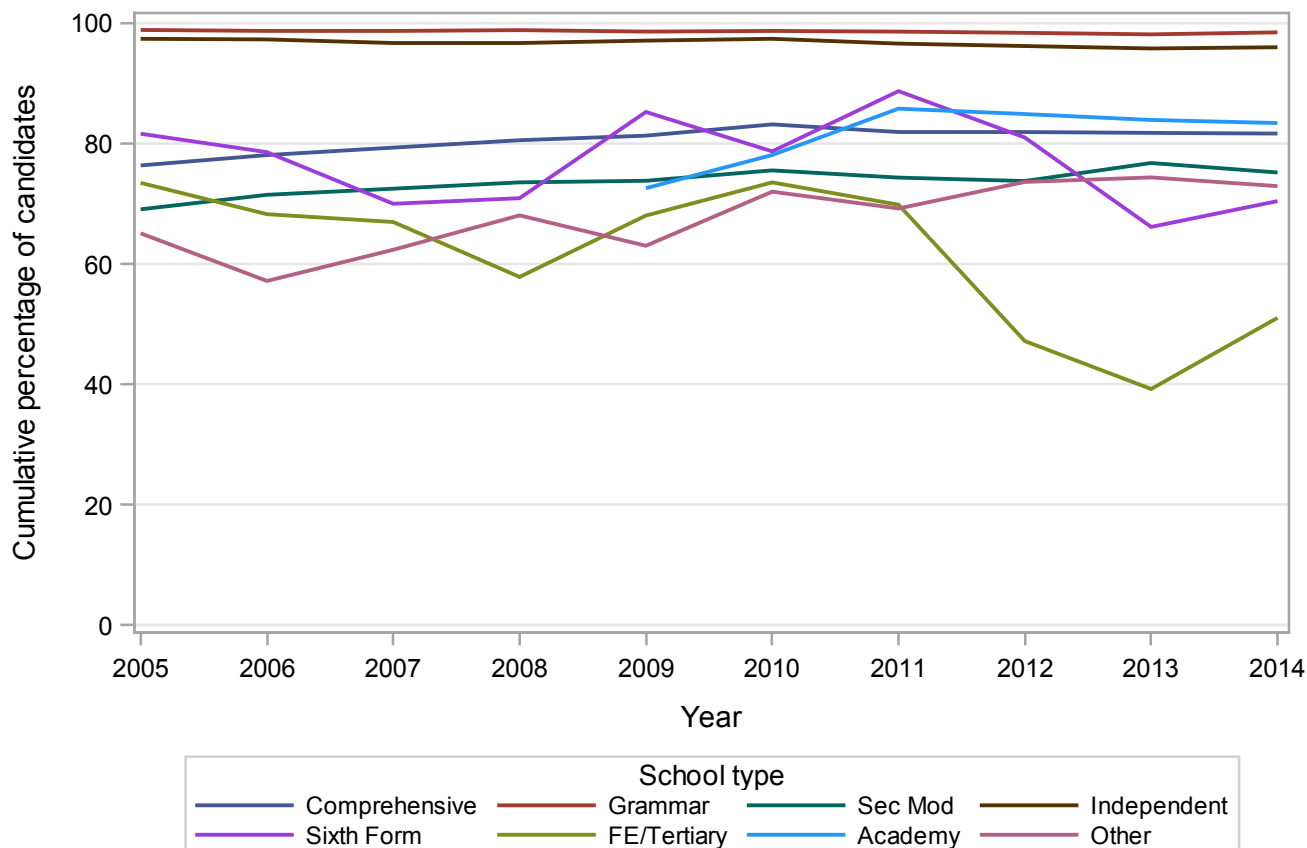
## GCSE GEOGRAPHY Grade D by school type 2005-2014 Cumulative Percentages

School type	2005	2006	2007	2008	2009	2010	2011	2012	2013	2014
Comprehensive	76.4	78.1	79.3	80.6	81.3	83.2	81.9	81.9	81.8	81.7
Grammar	98.9	98.7	98.7	98.8	98.6	98.7	98.6	98.4	98.1	98.5
Sec Mod	69.1	71.5	72.5	73.6	73.8	75.5	74.3	73.8	76.8	75.2
Independent	97.4	97.3	96.7	96.7	97.1	97.4	96.6	96.2	95.8	96.0
Sixth Form	81.6	78.6	70.0	70.9	85.2	78.7	88.7	81.0	66.2	70.4
FE/Tertiary	73.5	68.3	67.0	57.8	68.0	73.5	69.8	47.2	39.2	51.0
Academy	.	.	.	.	72.6	78.1	85.8	84.9	83.9	83.4
Other	65.1	57.2	62.4	68.1	63.0	72.0	69.2	73.6	74.4	72.9

### Cumulative Numbers

School type	2005	2006	2007	2008	2009	2010	2011	2012	2013	2014
Comprehensive	127947	128789	129175	123839	118196	117572	86973	80414	90090	84424
Grammar	15203	14373	15423	14916	14624	14204	9610	9852	9709	9262
Sec Mod	8258	7115	6962	6829	6326	6567	4874	3984	5077	4599
Independent	22422	22732	23703	23644	22551	23466	20042	20039	20495	19607
Sixth Form	80	55	77	61	52	85	110	81	43	112
FE/Tertiary	108	142	148	129	132	114	88	42	51	73
Academy	.	.	.	.	2550	4179	32072	44104	63057	70379
Other	330	231	285	840	358	463	479	723	862	916

### Cumulative percentage at Grade D by school type



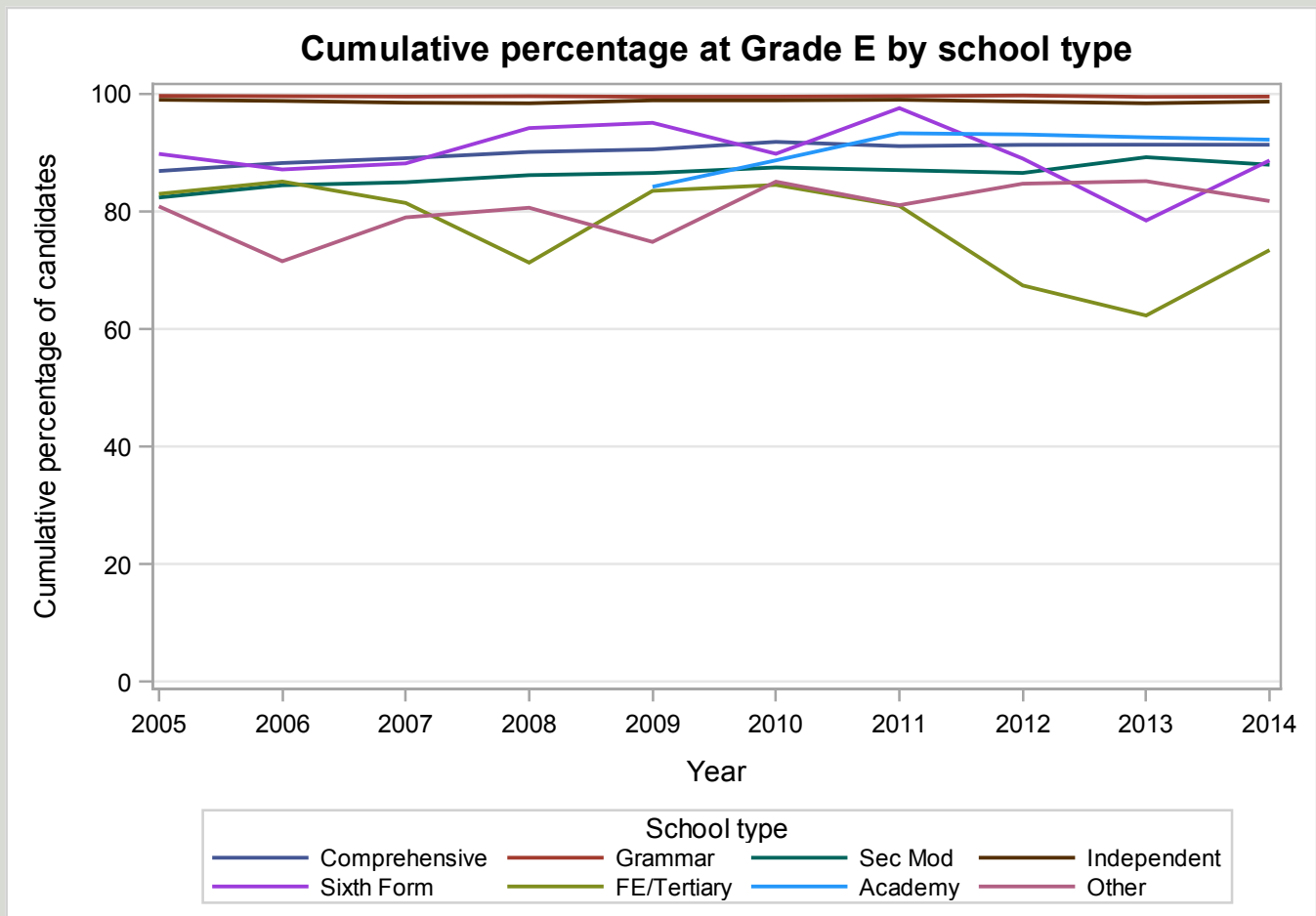
## GCSE GEOGRAPHY Grade E by school type 2005-2014

### Cumulative Percentages

School type	2005	2006	2007	2008	2009	2010	2011	2012	2013	2014
Comprehensive	86.9	88.2	89.1	90.1	90.6	91.8	91.1	91.3	91.4	91.4
Grammar	99.7	99.6	99.5	99.6	99.5	99.5	99.6	99.7	99.5	99.5
Sec Mod	82.4	84.5	85.0	86.2	86.5	87.5	87.0	86.6	89.2	87.9
Independent	99.0	98.8	98.5	98.4	98.9	98.9	99.0	98.7	98.4	98.7
Sixth Form	89.8	87.1	88.2	94.2	95.1	89.8	97.6	89.0	78.5	88.7
FE/Tertiary	83.0	85.1	81.4	71.3	83.5	84.5	81.0	67.4	62.3	73.4
Academy	.	.	.	.	84.2	88.7	93.3	93.1	92.6	92.2
Other	80.9	71.5	79.0	80.6	74.8	85.1	81.1	84.7	85.2	81.8

### Cumulative Numbers

School type	2005	2006	2007	2008	2009	2010	2011	2012	2013	2014
Comprehensive	145564	145540	145031	138557	131649	129803	96741	89665	100653	94440
Grammar	15326	14504	15553	15031	14761	14323	9710	9986	9843	9363
Sec Mod	9848	8407	8159	8001	7417	7605	5706	4674	5901	5379
Independent	22791	23083	24144	24060	22970	23827	20540	20560	21052	20158
Sixth Form	88	61	97	81	58	97	121	89	51	141
FE/Tertiary	122	177	180	159	162	131	102	60	81	105
Academy	.	.	.	.	2958	4746	34876	48364	69589	77806
Other	410	289	361	995	425	547	561	832	987	1027

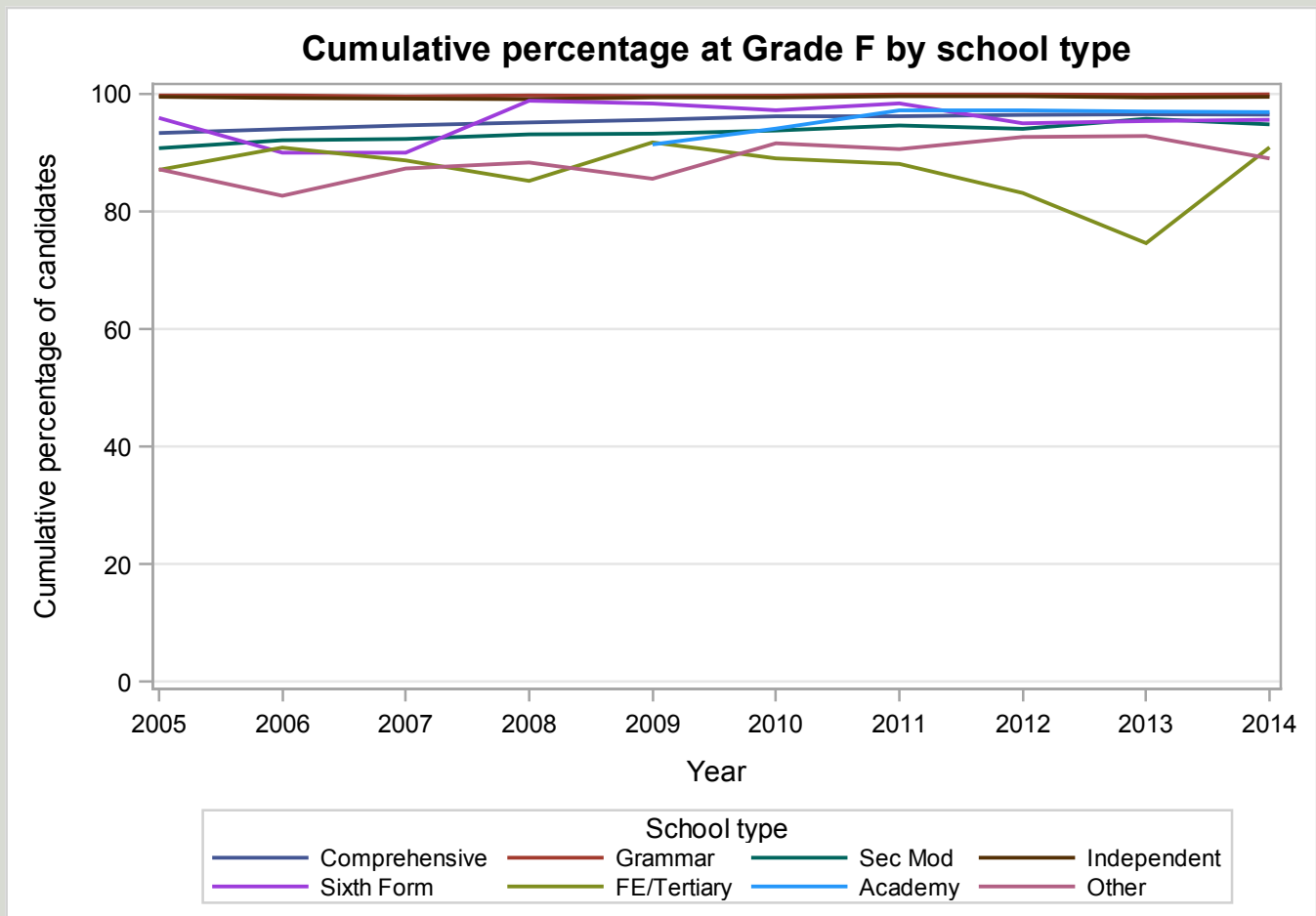


## GCSE GEOGRAPHY Grade F by school type 2005-2014 Cumulative Percentages

School type	2005	2006	2007	2008	2009	2010	2011	2012	2013	2014
Comprehensive	93.3	94.0	94.6	95.1	95.6	96.2	96.2	96.4	96.5	96.5
Grammar	99.7	99.7	99.6	99.7	99.6	99.7	99.9	99.9	99.8	99.9
Sec Mod	90.8	92.1	92.3	93.1	93.2	93.8	94.6	94.1	95.8	94.8
Independent	99.5	99.3	99.2	99.1	99.4	99.4	99.6	99.6	99.4	99.5
Sixth Form	95.9	90.0	90.0	98.8	98.4	97.2	98.4	95.0	95.4	95.6
FE/Tertiary	87.1	90.9	88.7	85.2	91.8	89.0	88.1	83.1	74.6	90.9
Academy	.	.	.	.	91.4	94.1	97.2	97.2	97.0	96.9
Other	87.2	82.7	87.3	88.3	85.6	91.6	90.6	92.7	92.8	89.0

### Cumulative Numbers

School type	2005	2006	2007	2008	2009	2010	2011	2012	2013	2014
Comprehensive	156385	155058	154121	146274	138956	135955	102142	94672	106355	99738
Grammar	15336	14523	15558	15051	14779	14347	9737	10003	9878	9399
Sec Mod	10851	9168	8866	8645	7990	8151	6204	5079	6333	5799
Independent	22906	23199	24316	24231	23086	23947	20664	20748	21266	20322
Sixth Form	94	63	99	85	60	105	122	95	62	152
FE/Tertiary	128	189	196	190	178	138	111	74	97	130
Academy	.	.	.	.	3211	5035	36333	50493	72887	81765
Other	442	334	399	1090	486	589	627	910	1076	1118

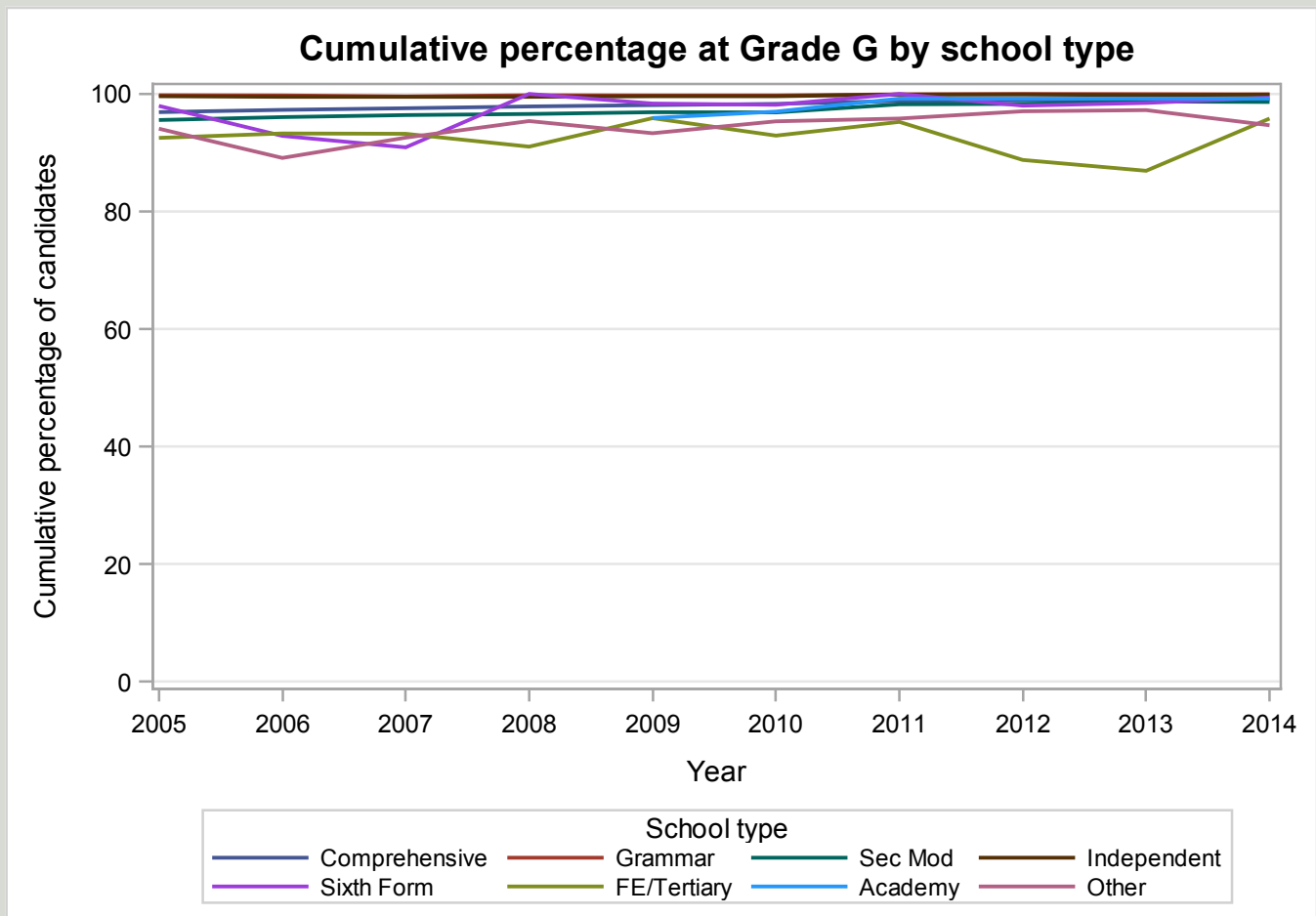


## GCSE GEOGRAPHY Grade G by school type 2005-2014 Cumulative Percentages

School type	2005	2006	2007	2008	2009	2010	2011	2012	2013	2014
Comprehensive	96.9	97.3	97.6	97.9	98.1	98.3	98.8	98.9	99.0	99.1
Grammar	99.8	99.7	99.6	99.8	99.7	99.7	99.9	100.0	100.0	99.9
Sec Mod	95.6	96.1	96.4	96.6	96.9	96.8	98.2	98.3	98.7	98.6
Independent	99.6	99.5	99.5	99.5	99.6	99.6	99.9	99.9	99.8	99.9
Sixth Form	98.0	92.9	90.9	100.0	98.4	98.1	100.0	98.0	98.5	99.4
FE/Tertiary	92.5	93.3	93.2	91.0	95.9	92.9	95.2	88.8	86.9	95.8
Academy	.	.	.	.	95.9	97.0	99.2	99.2	99.2	99.2
Other	94.1	89.1	92.6	95.4	93.3	95.3	95.8	97.0	97.2	94.7

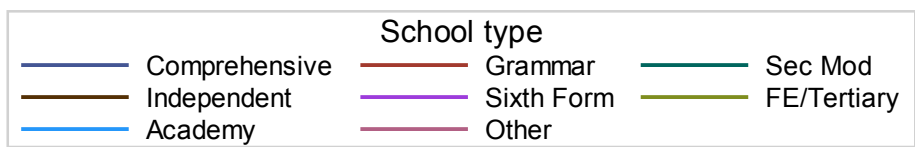
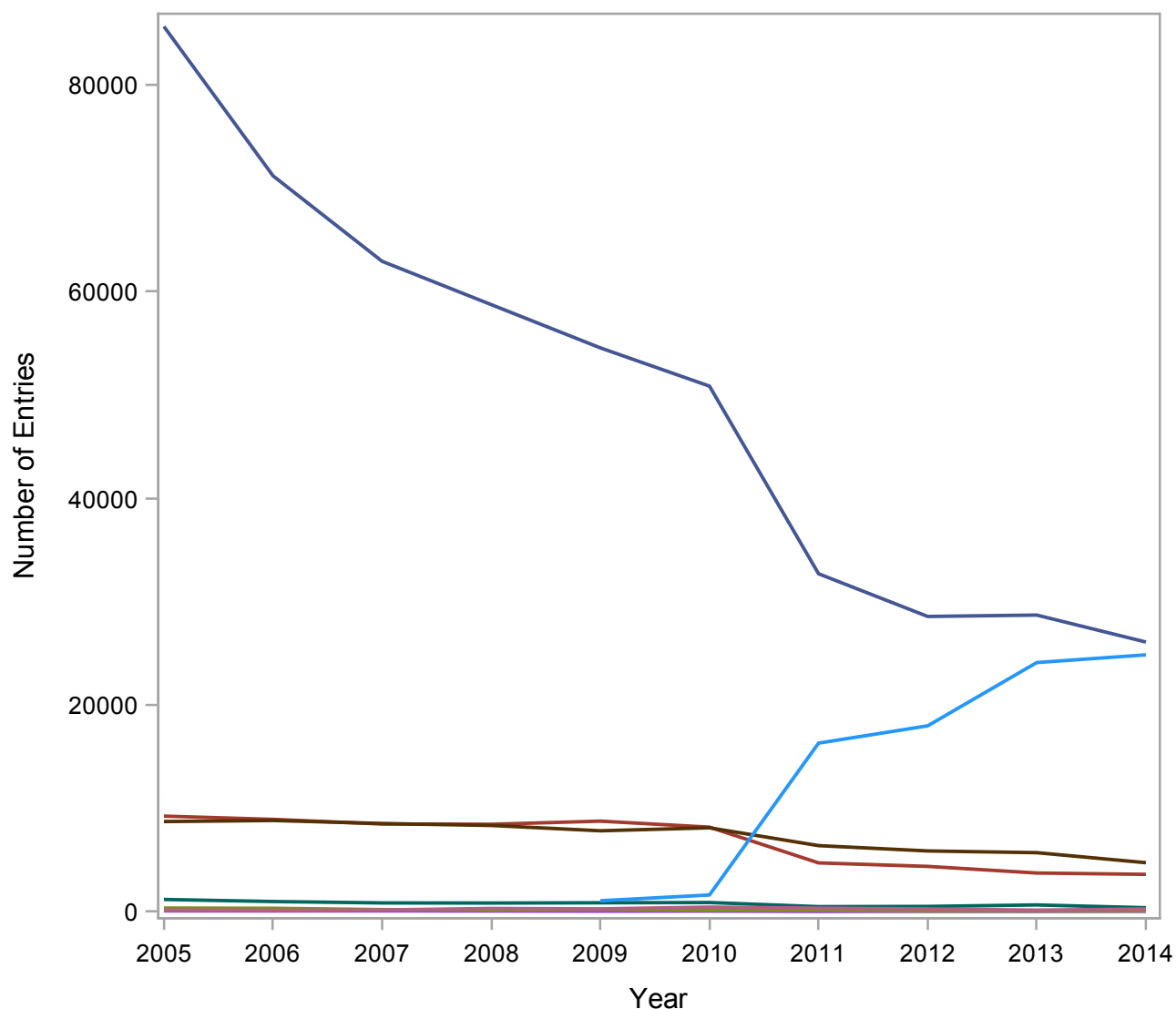
## Cumulative Numbers

School type	2005	2006	2007	2008	2009	2010	2011	2012	2013	2014
Comprehensive	162346	160453	158862	150454	142604	138935	104902	97127	109070	102438
Grammar	15342	14523	15558	15057	14793	14353	9740	10013	9890	9399
Sec Mod	11424	9560	9256	8967	8303	8419	6440	5308	6528	6032
Independent	22929	23246	24389	24329	23132	23996	20726	20810	21351	20404
Sixth Form	96	65	100	86	60	106	124	98	64	158
FE/Tertiary	136	194	206	203	186	144	120	79	113	137
Academy	.	.	.	.	3369	5190	37081	51532	74541	83706
Other	477	360	423	1177	530	613	663	953	1127	1189



## Numbers of GCSE entries in GERMAN by school type 2005-2014

School type	2005	2006	2007	2008	2009	2010	2011	2012	2013	2014
Comprehensive	85623	71176	62906	58717	54533	50832	32679	28549	28683	26075
Grammar	9231	8917	8470	8442	8748	8164	4705	4367	3727	3597
Sec Mod	1168	969	833	823	848	871	472	493	639	370
Independent	8708	8809	8516	8329	7811	8100	6376	5861	5694	4725
Sixth Form	60	53	64	48	33	41	10	20	13	23
FE/Tertiary	336	314	188	145	201	132	140	59	60	67
Academy	.	.	.	.	1043	1603	16294	17966	24090	24835
Other	133	107	154	298	258	431	327	251	136	245



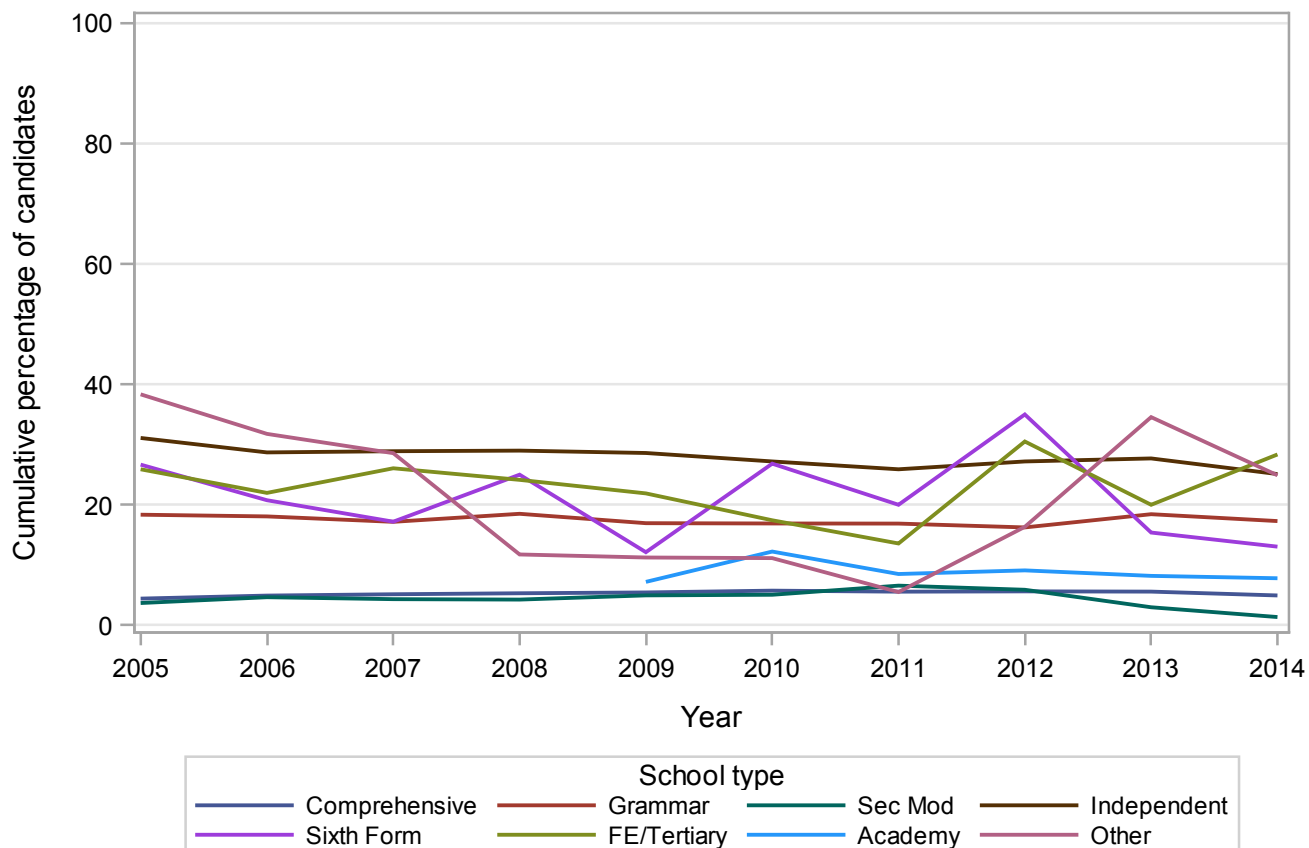
## GCSE GERMAN Grade A\* by school type 2005-2014 Cumulative Percentages

School type	2005	2006	2007	2008	2009	2010	2011	2012	2013	2014
Comprehensive	4.4	4.9	5.1	5.3	5.4	5.7	5.6	5.6	5.6	4.9
Grammar	18.4	18.1	17.2	18.5	16.9	16.9	16.9	16.2	18.4	17.3
Sec Mod	3.7	4.6	4.3	4.3	5.0	5.1	6.6	5.9	3.0	1.4
Independent	31.1	28.7	28.9	29.0	28.6	27.2	25.9	27.2	27.7	25.1
Sixth Form	26.7	20.8	17.2	25.0	12.1	26.8	20.0	35.0	15.4	13.0
FE/Tertiary	25.9	22.0	26.1	24.1	21.9	17.4	13.6	30.5	20.0	28.4
Academy	.	.	.	.	7.2	12.2	8.5	9.1	8.2	7.8
Other	38.3	31.8	28.6	11.7	11.2	11.1	5.5	16.3	34.6	24.9

### Cumulative Numbers

School type	2005	2006	2007	2008	2009	2010	2011	2012	2013	2014
Comprehensive	3781	3500	3231	3113	2965	2915	1819	1603	1599	1288
Grammar	1694	1611	1454	1562	1482	1379	794	709	687	622
Sec Mod	43	45	36	35	42	44	31	29	19	5
Independent	2708	2528	2461	2415	2234	2203	1651	1594	1577	1186
Sixth Form	16	11	11	12	4	11	2	7	2	3
FE/Tertiary	87	69	49	35	44	23	19	18	12	19
Academy	.	.	.	.	75	196	1385	1635	1973	1936
Other	51	34	44	35	29	48	18	41	47	61

### Cumulative percentage at Grade A\* by school type



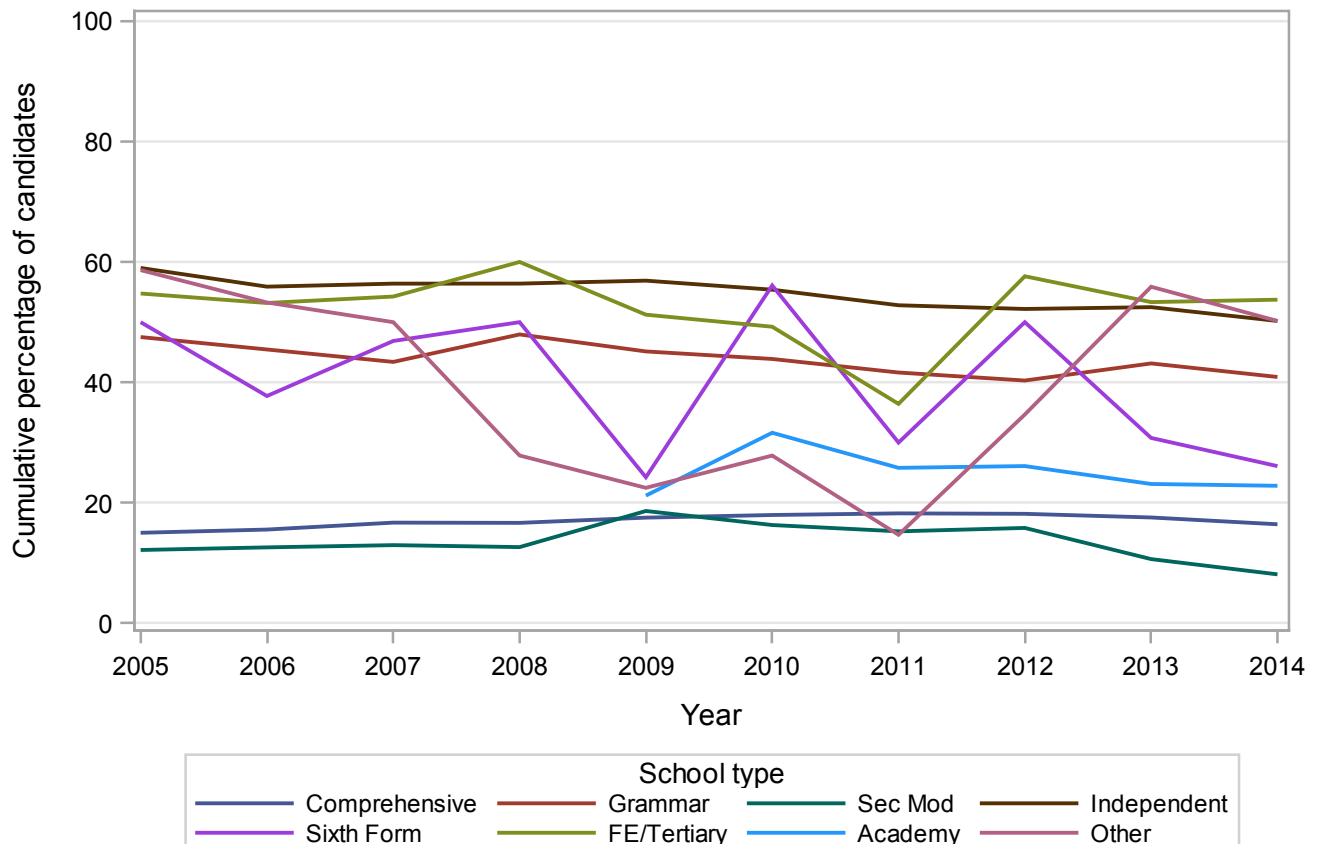
## GCSE GERMAN Grade A by school type 2005-2014 Cumulative Percentages

School type	2005	2006	2007	2008	2009	2010	2011	2012	2013	2014
Comprehensive	15.0	15.6	16.7	16.7	17.5	18.0	18.2	18.2	17.6	16.4
Grammar	47.5	45.5	43.4	48.0	45.1	43.9	41.6	40.3	43.1	40.9
Sec Mod	12.2	12.6	13.0	12.6	18.6	16.3	15.3	15.8	10.6	8.1
Independent	59.0	55.9	56.4	56.4	56.9	55.4	52.8	52.2	52.5	50.2
Sixth Form	50.0	37.7	46.9	50.0	24.2	56.1	30.0	50.0	30.8	26.1
FE/Tertiary	54.8	53.2	54.3	60.0	51.2	49.2	36.4	57.6	53.3	53.7
Academy	.	.	.	.	21.2	31.6	25.8	26.1	23.1	22.8
Other	58.6	53.3	50.0	27.9	22.5	27.8	14.7	34.7	55.9	50.2

### Cumulative Numbers

School type	2005	2006	2007	2008	2009	2010	2011	2012	2013	2014
Comprehensive	12855	11068	10506	9784	9561	9133	5961	5186	5036	4284
Grammar	4387	4054	3676	4049	3949	3583	1959	1760	1608	1471
Sec Mod	142	122	108	104	158	142	72	78	68	30
Independent	5138	4924	4803	4698	4444	4487	3367	3059	2989	2372
Sixth Form	30	20	30	24	8	23	3	10	4	6
FE/Tertiary	184	167	102	87	103	65	51	34	32	36
Academy	.	.	.	.	221	507	4204	4689	5570	5667
Other	78	57	77	83	58	120	48	87	76	123

### Cumulative percentage at Grade A by school type





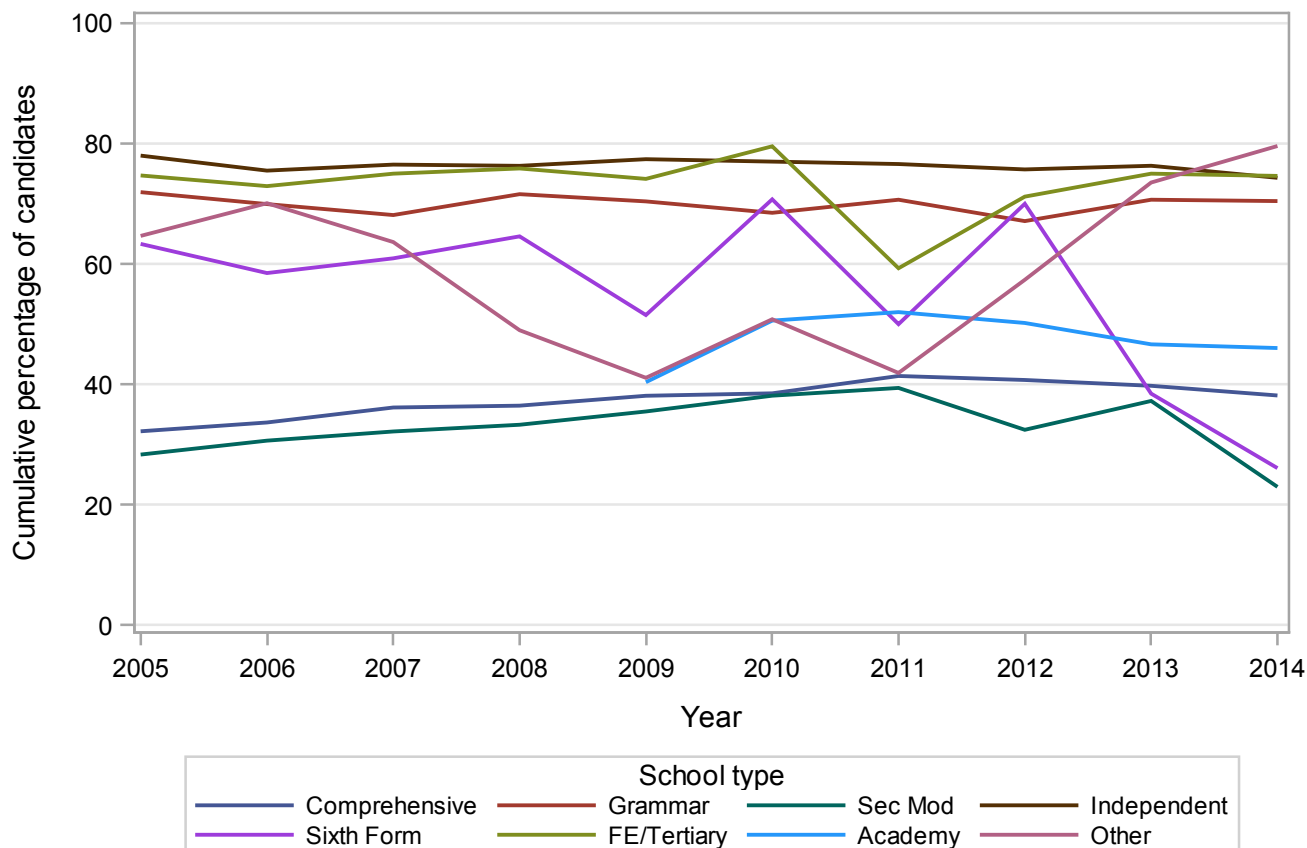
## GCSE GERMAN Grade B by school type 2005-2014 Cumulative Percentages

School type	2005	2006	2007	2008	2009	2010	2011	2012	2013	2014
Comprehensive	32.2	33.7	36.2	36.5	38.1	38.5	41.4	40.7	39.8	38.2
Grammar	71.9	69.9	68.1	71.6	70.4	68.5	70.7	67.1	70.7	70.4
Sec Mod	28.3	30.7	32.2	33.3	35.5	38.1	39.4	32.5	37.2	23.0
Independent	78.0	75.5	76.5	76.3	77.4	77.0	76.6	75.7	76.3	74.3
Sixth Form	63.3	58.5	60.9	64.6	51.5	70.7	50.0	70.0	38.5	26.1
FE/Tertiary	74.7	72.9	75.0	75.9	74.1	79.5	59.3	71.2	75.0	74.6
Academy	.	.	.	.	40.4	50.6	52.0	50.2	46.7	46.0
Other	64.7	70.1	63.6	49.0	41.1	50.8	41.9	57.4	73.5	79.6

### Cumulative Numbers

School type	2005	2006	2007	2008	2009	2010	2011	2012	2013	2014
Comprehensive	27577	23963	22744	21410	20779	19578	13526	11628	11405	9949
Grammar	6640	6237	5770	6044	6158	5592	3325	2931	2634	2534
Sec Mod	331	297	268	274	301	332	186	160	238	85
Independent	6792	6651	6515	6355	6046	6237	4884	4437	4345	3511
Sixth Form	38	31	39	31	17	29	5	14	5	6
FE/Tertiary	251	229	141	110	149	105	83	42	45	50
Academy	.	.	.	.	421	811	8473	9019	11238	11433
Other	86	75	98	146	106	219	137	144	100	195

### Cumulative percentage at Grade B by school type



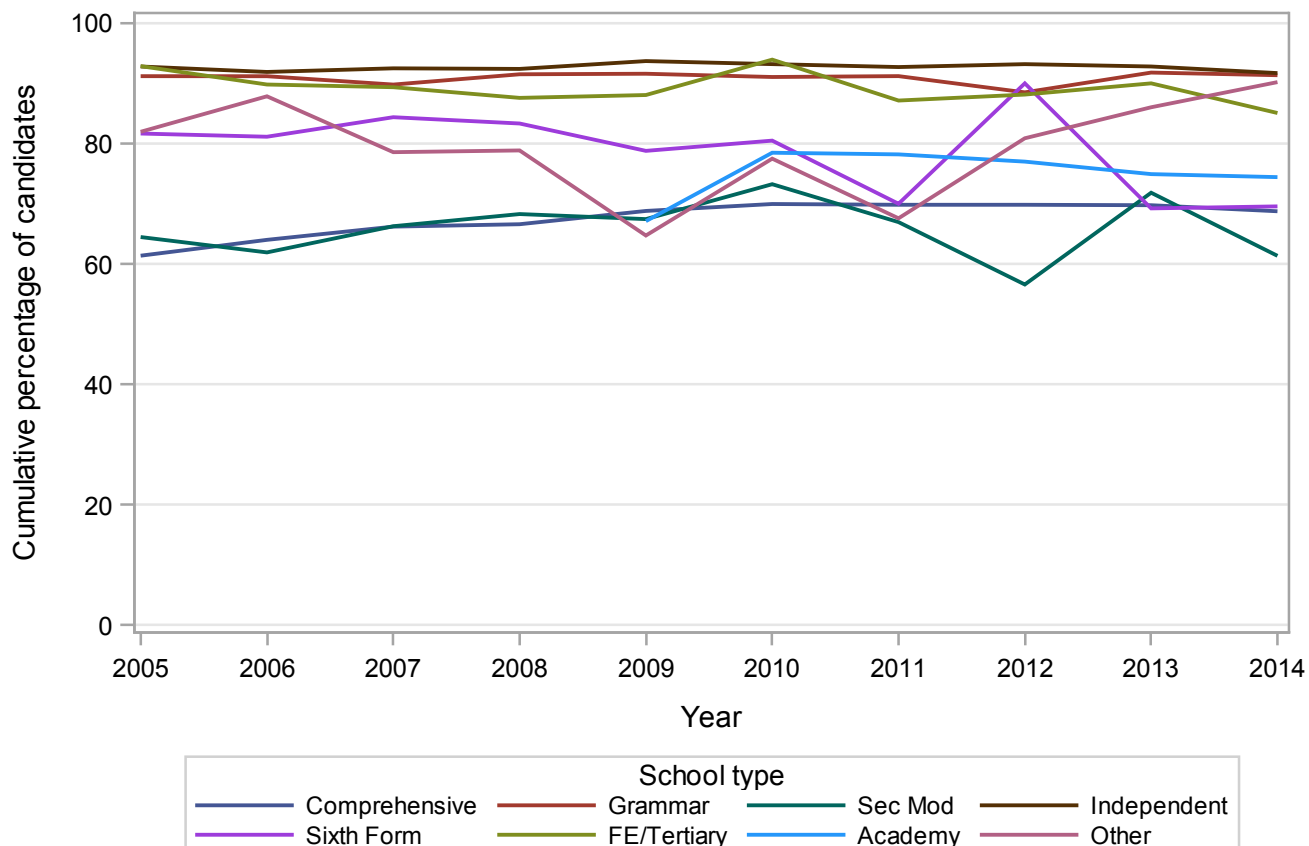
## GCSE GERMAN Grade C by school type 2005-2014 Cumulative Percentages

School type	2005	2006	2007	2008	2009	2010	2011	2012	2013	2014
Comprehensive	61.4	64.0	66.2	66.6	68.8	70.0	69.8	69.8	69.8	68.8
Grammar	91.2	91.2	89.8	91.5	91.6	91.1	91.2	88.5	91.8	91.4
Sec Mod	64.5	61.9	66.3	68.3	67.5	73.2	66.9	56.6	71.8	61.4
Independent	92.8	91.9	92.5	92.4	93.7	93.2	92.7	93.2	92.8	91.7
Sixth Form	81.7	81.1	84.4	83.3	78.8	80.5	70.0	90.0	69.2	69.6
FE/Tertiary	92.9	89.8	89.4	87.6	88.1	93.9	87.1	88.1	90.0	85.1
Academy	.	.	.	.	67.1	78.5	78.2	77.0	74.9	74.4
Other	82.0	87.9	78.6	78.9	64.7	77.5	67.6	80.9	86.0	90.2

### Cumulative Numbers

School type	2005	2006	2007	2008	2009	2010	2011	2012	2013	2014
Comprehensive	52550	45555	41644	39107	37523	35561	22820	19936	20009	17928
Grammar	8418	8131	7606	7725	8013	7434	4291	3865	3421	3286
Sec Mod	753	600	552	562	572	638	316	279	459	227
Independent	8081	8095	7877	7696	7319	7549	5911	5462	5284	4333
Sixth Form	49	43	54	40	26	33	7	18	9	16
FE/Tertiary	312	282	168	127	177	124	122	52	54	57
Academy	.	.	.	.	700	1258	12742	13834	18049	18483
Other	109	94	121	235	167	334	221	203	117	221

### Cumulative percentage at Grade C by school type

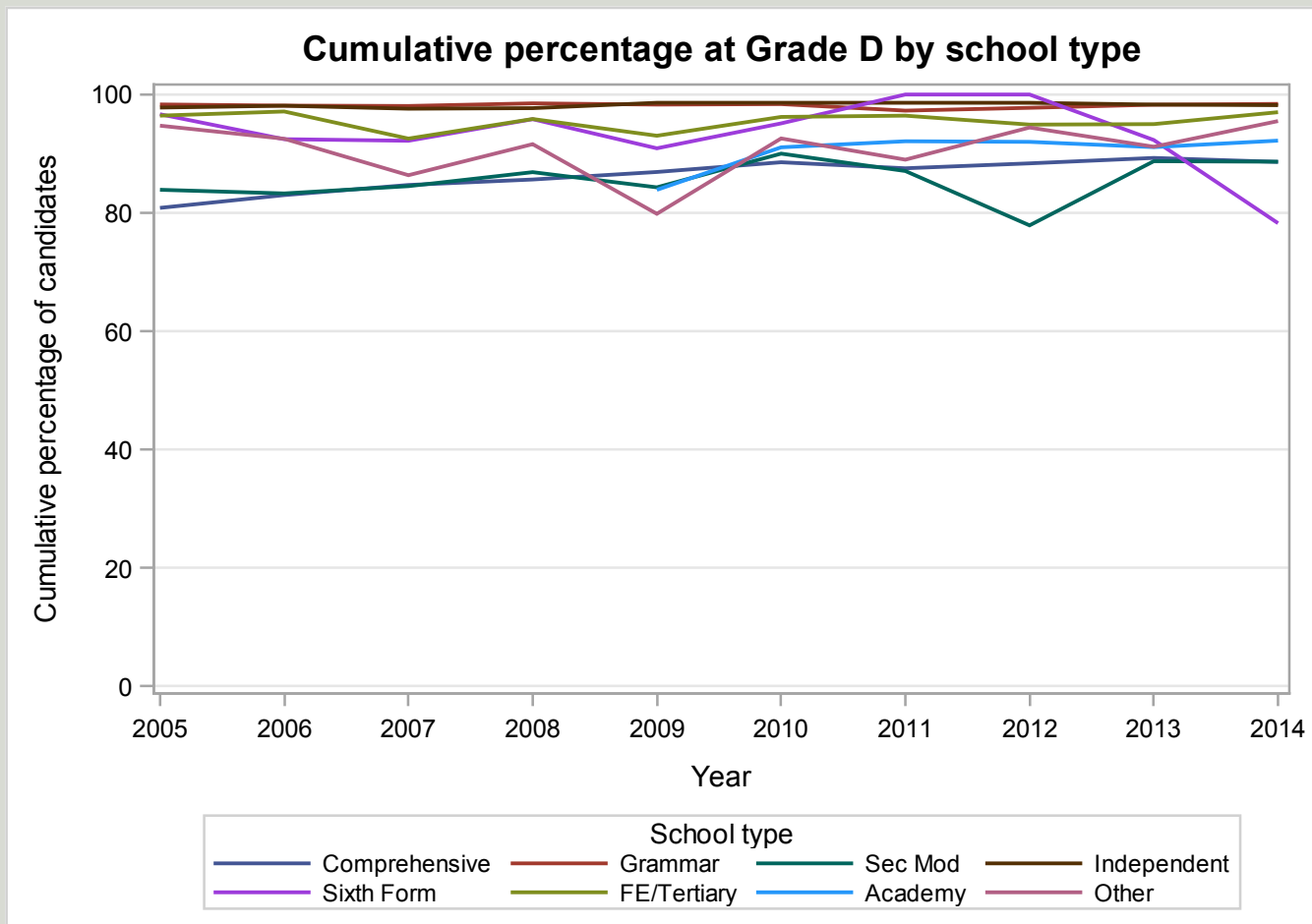


## GCSE GERMAN Grade D by school type 2005-2014 Cumulative Percentages

School type	2005	2006	2007	2008	2009	2010	2011	2012	2013	2014
Comprehensive	80.8	83.0	84.7	85.6	86.9	88.6	87.5	88.4	89.3	88.6
Grammar	98.3	98.1	98.1	98.5	98.3	98.4	97.3	97.8	98.3	98.4
Sec Mod	83.9	83.3	84.5	86.9	84.3	90.0	87.1	77.9	88.7	88.6
Independent	97.8	98.1	97.6	97.7	98.6	98.6	98.6	98.6	98.3	98.2
Sixth Form	96.7	92.5	92.2	95.8	90.9	95.1	100.0	100.0	92.3	78.3
FE/Tertiary	96.4	97.1	92.6	95.9	93.0	96.2	96.4	94.9	95.0	97.0
Academy	.	.	.	.	83.9	91.1	92.1	92.0	91.1	92.2
Other	94.7	92.5	86.4	91.6	79.8	92.6	89.0	94.4	91.2	95.5

## Cumulative Numbers

School type	2005	2006	2007	2008	2009	2010	2011	2012	2013	2014
Comprehensive	69218	59077	53289	50284	47395	45014	28605	25228	25610	23107
Grammar	9076	8750	8306	8316	8599	8032	4577	4269	3663	3540
Sec Mod	980	807	704	715	715	784	411	384	567	328
Independent	8516	8642	8312	8137	7702	7987	6287	5779	5597	4640
Sixth Form	58	49	59	46	30	39	10	20	12	18
FE/Tertiary	324	305	174	139	187	127	135	56	57	65
Academy	.	.	.	.	875	1460	15007	16529	21948	22900
Other	126	99	133	273	206	399	291	237	124	234

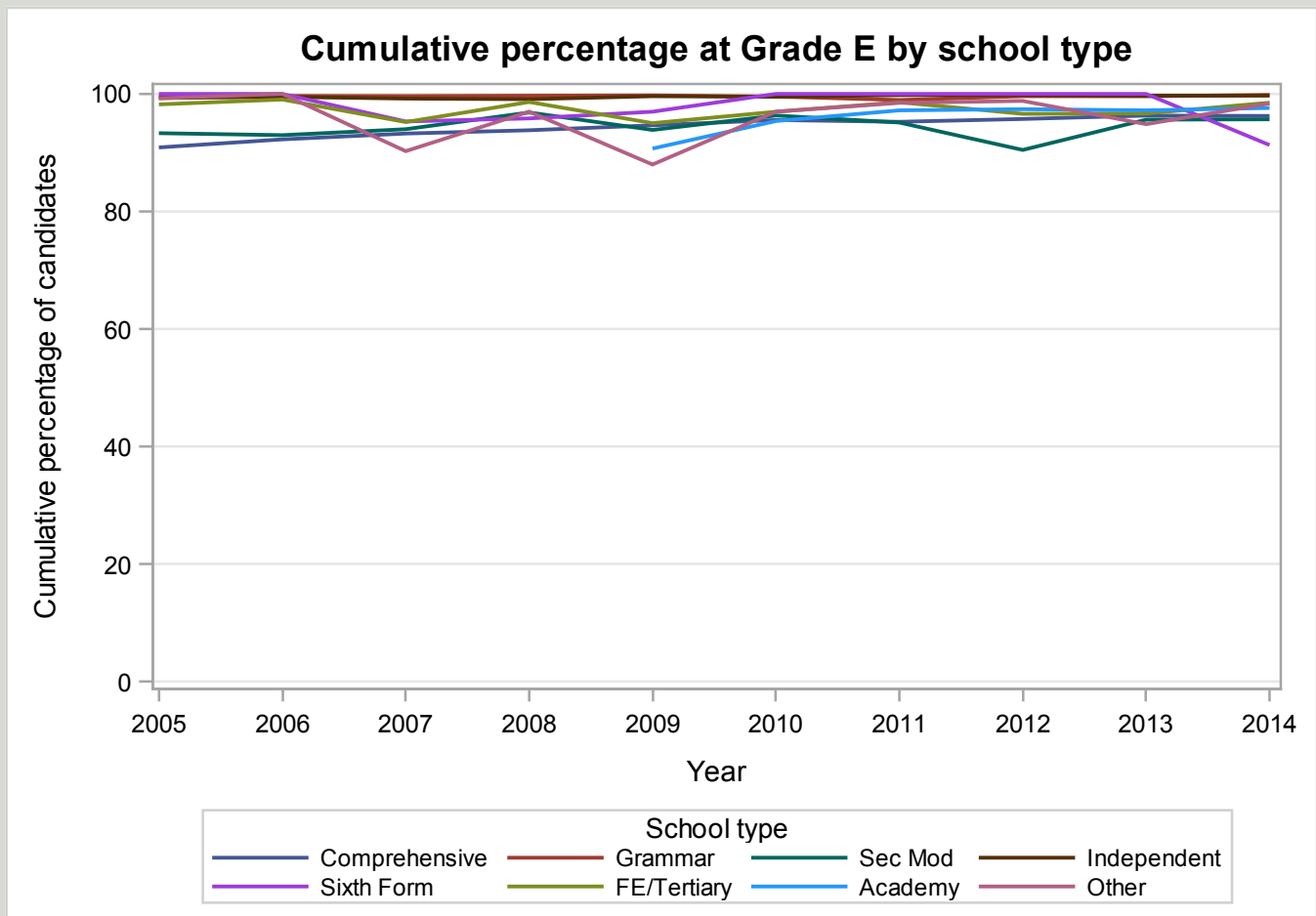


## GCSE GERMAN Grade E by school type 2005-2014 Cumulative Percentages

School type	2005	2006	2007	2008	2009	2010	2011	2012	2013	2014
Comprehensive	90.9	92.3	93.3	93.8	94.7	95.6	95.3	95.7	96.3	96.3
Grammar	99.5	99.7	99.6	99.7	99.7	99.5	99.0	99.6	99.6	99.8
Sec Mod	93.3	93.0	94.0	96.8	93.9	96.3	95.1	90.5	95.6	95.7
Independent	99.3	99.5	99.2	99.1	99.6	99.5	99.8	99.8	99.7	99.7
Sixth Form	100.0	100.0	95.3	95.8	97.0	100.0	100.0	100.0	100.0	91.3
FE/Tertiary	98.2	99.0	95.2	98.6	95.0	97.0	98.6	96.6	96.7	98.5
Academy	.	.	.	.	90.7	95.4	97.2	97.4	97.2	97.6
Other	99.2	100.0	90.3	97.0	88.0	97.0	98.5	98.8	94.9	98.4

### Cumulative Numbers

School type	2005	2006	2007	2008	2009	2010	2011	2012	2013	2014
Comprehensive	77824	65672	58664	55087	51619	48573	31129	27331	27626	25098
Grammar	9189	8886	8439	8416	8726	8127	4656	4350	3712	3591
Sec Mod	1090	901	783	797	796	839	449	446	611	354
Independent	8647	8765	8448	8254	7780	8060	6363	5849	5677	4711
Sixth Form	60	53	61	46	32	41	10	20	13	21
FE/Tertiary	330	311	179	143	191	128	138	57	58	66
Academy	.	.	.	.	946	1529	15838	17499	23416	24240
Other	132	107	139	289	227	418	322	248	129	241



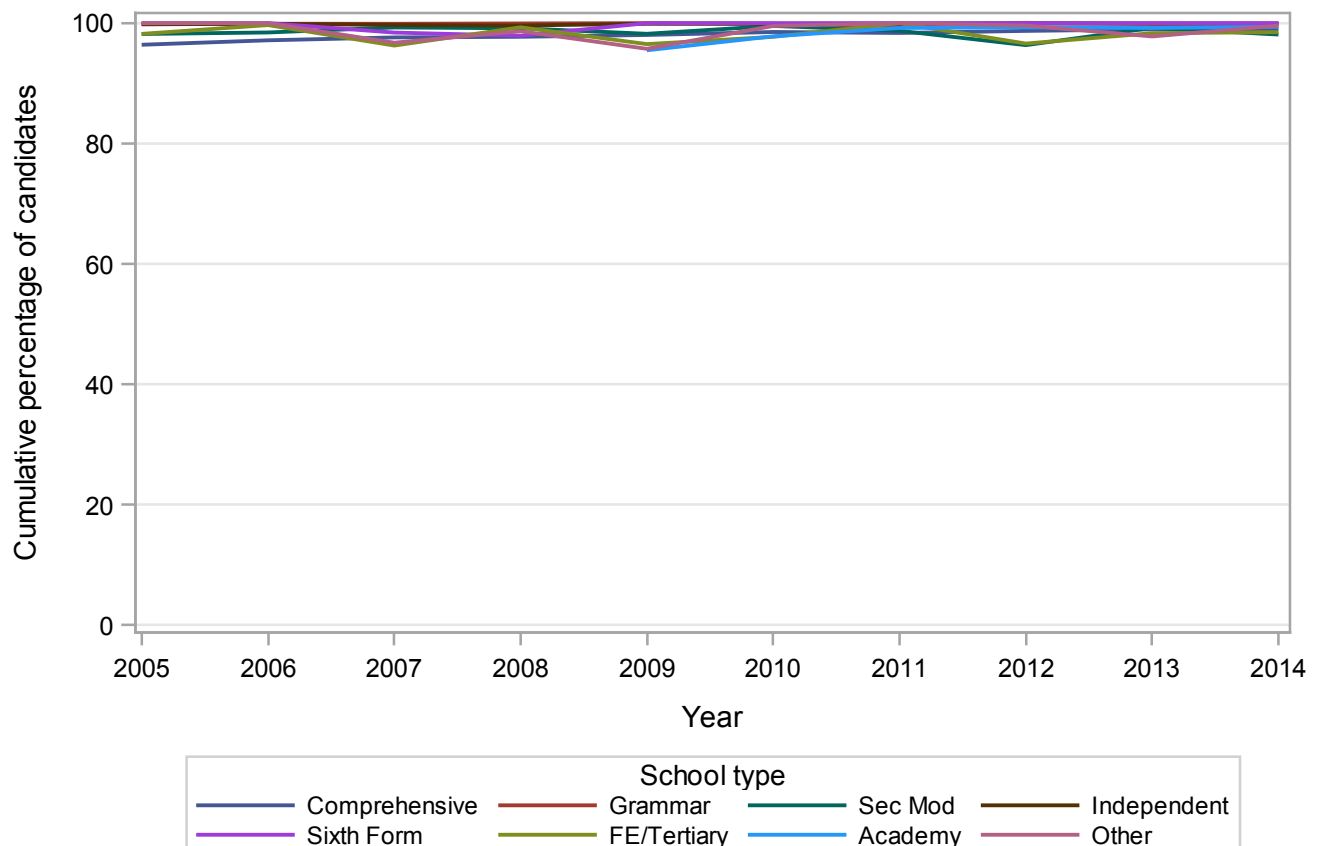
## GCSE GERMAN Grade F by school type 2005-2014 Cumulative Percentages

School type	2005	2006	2007	2008	2009	2010	2011	2012	2013	2014
Comprehensive	96.4	97.2	97.6	97.7	98.0	98.5	98.4	98.7	99.0	99.0
Grammar	99.9	99.9	99.9	100.0	100.0	99.9	99.5	99.9	99.9	99.9
Sec Mod	98.2	98.5	99.3	99.1	98.2	99.5	98.7	96.3	99.2	98.1
Independent	99.8	99.9	99.7	99.6	99.9	99.9	99.9	100.0	99.9	99.9
Sixth Form	100.0	100.0	98.4	97.9	100.0	100.0	100.0	100.0	100.0	100.0
FE/Tertiary	98.2	99.7	96.3	99.3	96.5	97.7	100.0	96.6	98.3	98.5
Academy	.	.	.	.	95.5	97.8	99.2	99.3	99.2	99.4
Other	100.0	100.0	96.8	98.7	95.7	99.5	100.0	99.6	97.8	99.6

### Cumulative Numbers

School type	2005	2006	2007	2008	2009	2010	2011	2012	2013	2014
Comprehensive	82550	69148	61414	57388	53463	50087	32146	28182	28388	25814
Grammar	9221	8908	8461	8438	8748	8156	4681	4364	3725	3595
Sec Mod	1147	954	827	816	833	867	466	475	634	363
Independent	8691	8800	8490	8296	7803	8092	6370	5861	5688	4720
Sixth Form	60	53	63	47	33	41	10	20	13	23
FE/Tertiary	330	313	181	144	194	129	140	57	59	66
Academy	.	.	.	.	996	1568	16164	17840	23897	24686
Other	133	107	149	294	247	429	327	250	133	244

### Cumulative percentage at Grade F by school type



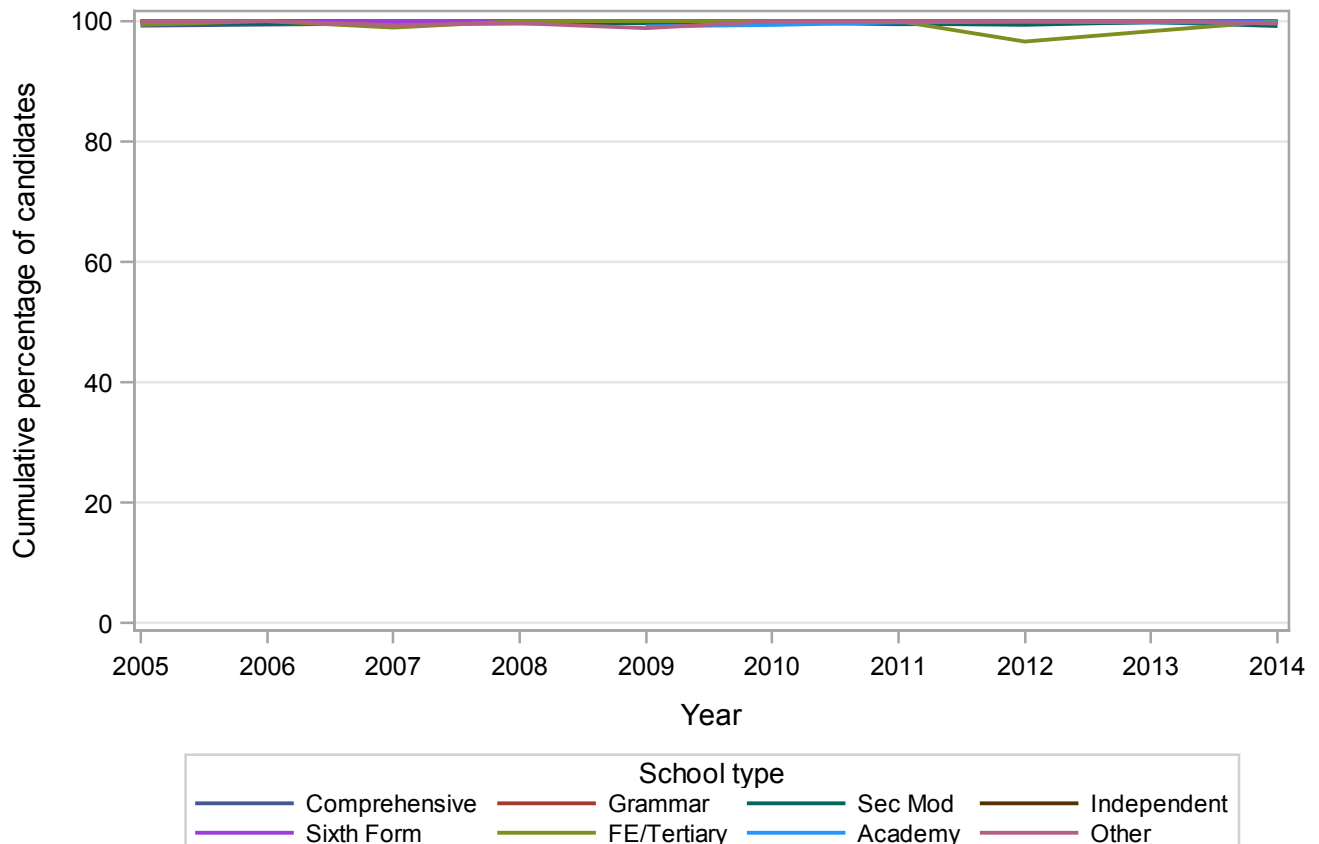
## GCSE GERMAN Grade G by school type 2005-2014 Cumulative Percentages

School type	2005	2006	2007	2008	2009	2010	2011	2012	2013	2014
Comprehensive	99.2	99.4	99.6	99.6	99.7	99.8	99.5	99.6	99.8	99.8
Grammar	100.0	100.0	100.0	100.0	100.0	100.0	99.7	100.0	100.0	100.0
Sec Mod	99.7	99.6	99.9	99.9	99.6	99.9	99.6	99.4	99.8	99.2
Independent	100.0	100.0	99.9	99.9	100.0	100.0	100.0	100.0	99.9	100.0
Sixth Form	100.0	100.0	100.0	100.0	100.0	100.0	100.0	100.0	100.0	100.0
FE/Tertiary	99.4	100.0	98.9	100.0	100.0	100.0	100.0	96.6	98.3	100.0
Academy	.	.	.	.	99.1	99.4	99.8	99.9	99.8	99.8
Other	100.0	100.0	99.4	99.7	98.8	100.0	100.0	100.0	100.0	99.6

## Cumulative Numbers

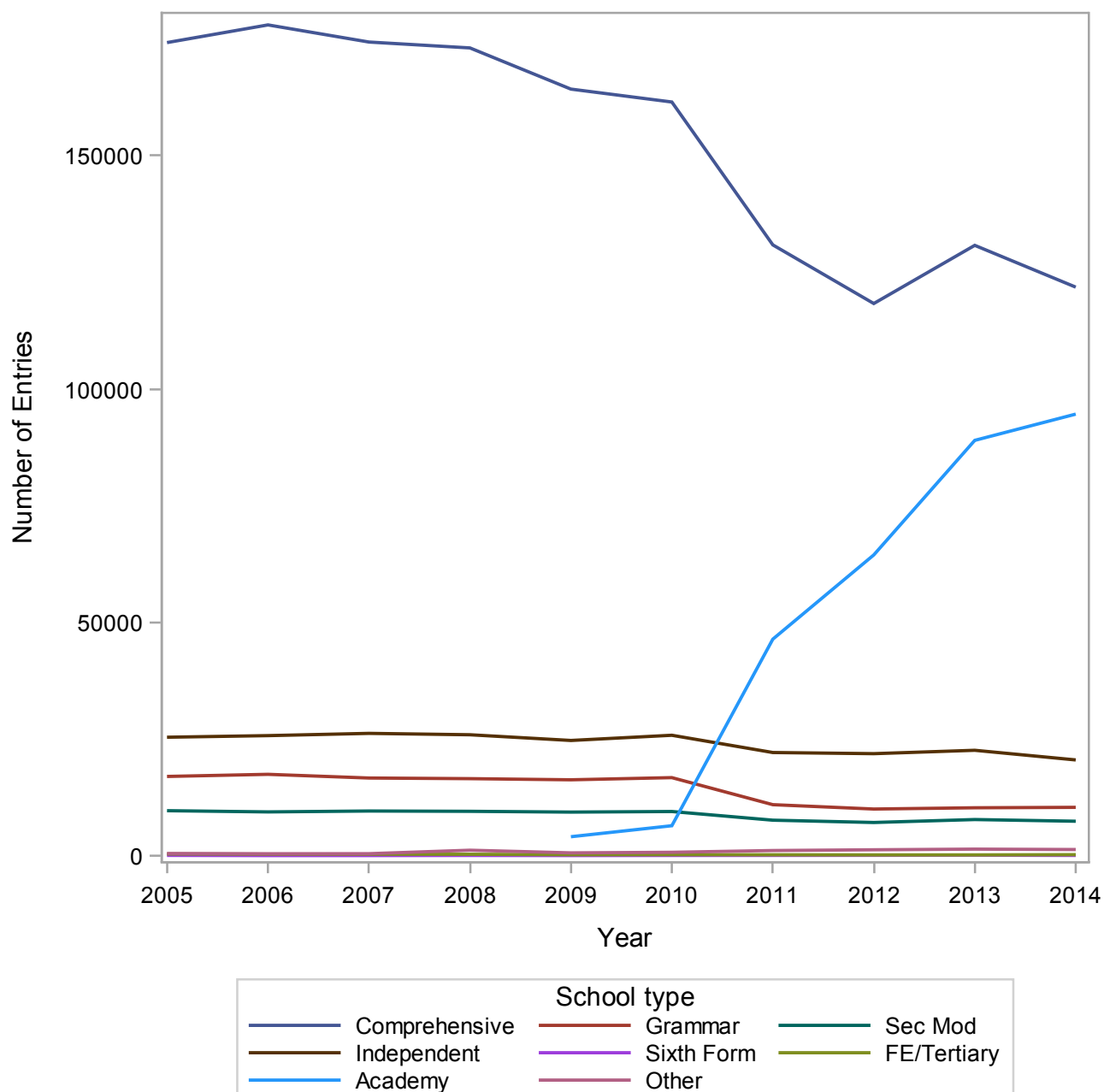
School type	2005	2006	2007	2008	2009	2010	2011	2012	2013	2014
Comprehensive	84980	70773	62665	58493	54358	50719	32511	28435	28626	26022
Grammar	9231	8917	8470	8442	8748	8164	4693	4367	3727	3596
Sec Mod	1165	965	832	822	845	870	470	490	638	367
Independent	8708	8809	8507	8321	7811	8100	6376	5861	5688	4725
Sixth Form	60	53	64	48	33	41	10	20	13	23
FE/Tertiary	334	314	186	145	201	132	140	57	59	67
Academy	.	.	.	.	1034	1593	16261	17948	24042	24785
Other	133	107	153	297	255	431	327	251	136	244

### Cumulative percentage at Grade G by school type



## Numbers of GCSE entries in HISTORY by school type 2005-2014

School type	2005	2006	2007	2008	2009	2010	2011	2012	2013	2014
Comprehensive	174215	177997	174332	173069	164249	161486	130883	118326	130786	121837
Grammar	17032	17486	16696	16558	16311	16779	10987	10052	10322	10414
Sec Mod	9696	9434	9626	9563	9398	9520	7665	7169	7801	7441
Independent	25434	25774	26256	25959	24740	25850	22153	21909	22635	20566
Sixth Form	126	82	90	111	86	114	121	144	173	119
FE/Tertiary	423	382	370	360	271	277	252	231	231	278
Academy	.	.	.	.	4120	6478	46435	64475	89016	94634
Other	527	472	487	1231	662	787	1162	1322	1466	1377



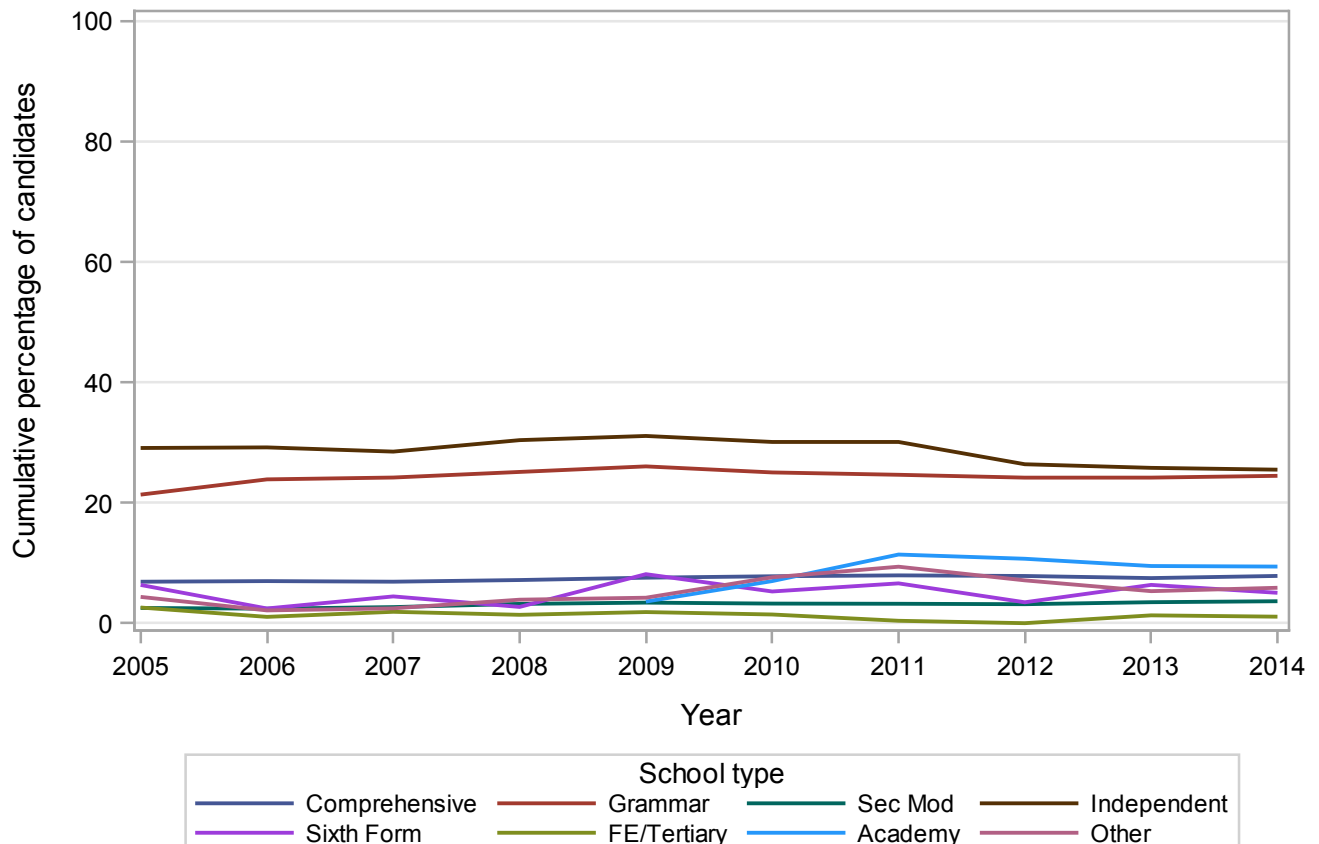
## GCSE HISTORY Grade A\* by school type 2005-2014 Cumulative Percentages

School type	2005	2006	2007	2008	2009	2010	2011	2012	2013	2014
Comprehensive	6.9	7.0	6.9	7.2	7.6	7.8	7.9	7.8	7.5	7.8
Grammar	21.4	23.9	24.2	25.1	26.0	25.0	24.6	24.2	24.2	24.5
Sec Mod	2.5	2.4	2.7	3.2	3.4	3.3	3.2	3.2	3.5	3.6
Independent	29.1	29.2	28.5	30.4	31.1	30.1	30.1	26.4	25.8	25.5
Sixth Form	6.3	2.4	4.4	2.7	8.1	5.3	6.6	3.5	6.4	5.0
FE/Tertiary	2.6	1.0	1.9	1.4	1.8	1.4	0.4	0.0	1.3	1.1
Academy	.	.	.	.	3.6	7.0	11.4	10.7	9.5	9.4
Other	4.4	2.1	2.5	3.9	4.2	7.6	9.4	7.1	5.3	5.9

### Cumulative Numbers

School type	2005	2006	2007	2008	2009	2010	2011	2012	2013	2014
Comprehensive	11995	12436	12012	12401	12409	12587	10394	9274	9793	9564
Grammar	3637	4177	4039	4160	4248	4201	2708	2430	2496	2549
Sec Mod	245	227	257	306	321	310	247	226	272	271
Independent	7401	7526	7483	7892	7694	7781	6668	5784	5840	5244
Sixth Form	8	2	4	3	7	6	8	5	11	6
FE/Tertiary	11	4	7	5	5	4	1	0	3	3
Academy	.	.	.	.	148	453	5294	6899	8452	8896
Other	23	10	12	48	28	60	109	94	78	81

### Cumulative percentage at Grade A\* by school type





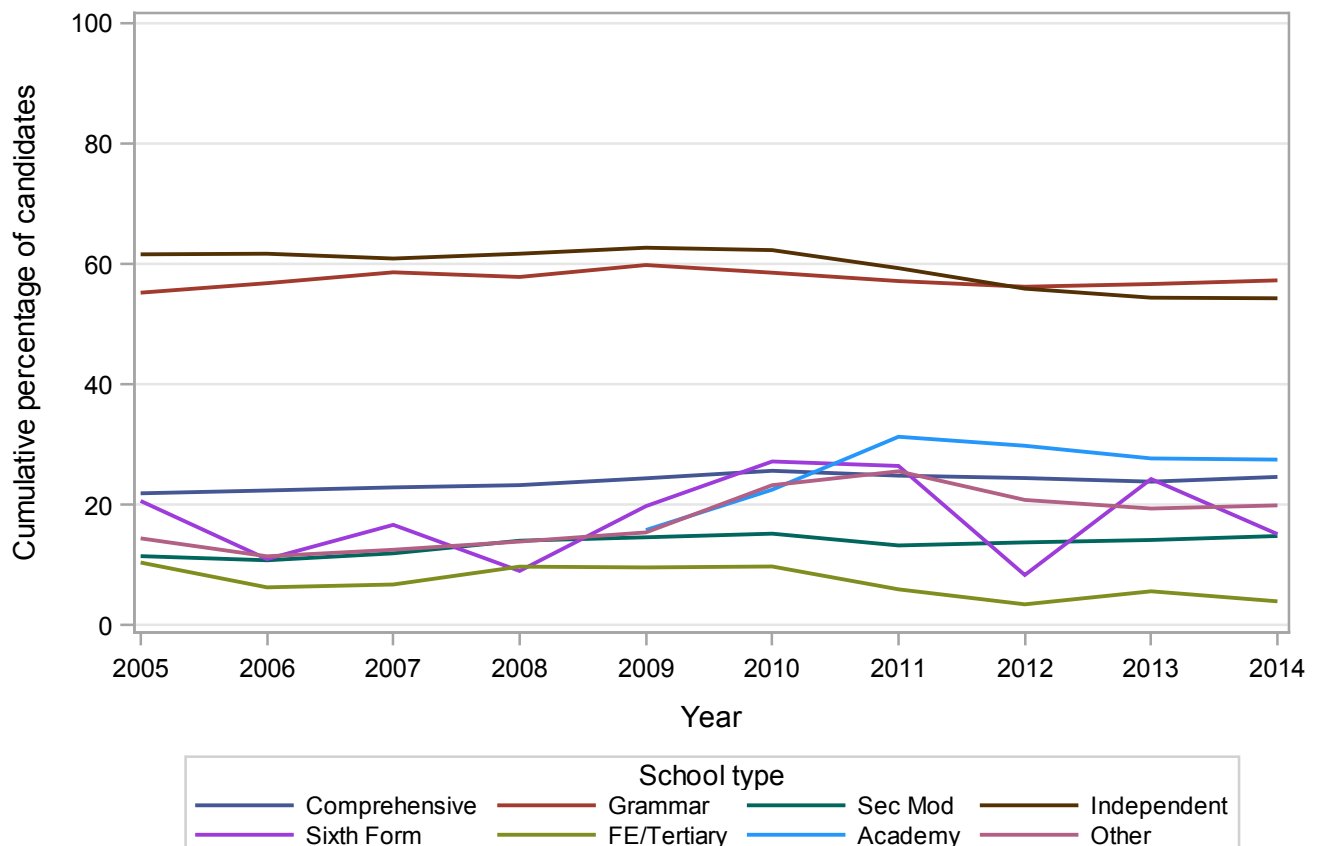
## GCSE HISTORY Grade A by school type 2005-2014 Cumulative Percentages

School type	2005	2006	2007	2008	2009	2010	2011	2012	2013	2014
Comprehensive	21.9	22.4	22.9	23.3	24.4	25.6	24.8	24.4	23.8	24.6
Grammar	55.2	56.8	58.6	57.8	59.8	58.5	57.2	56.2	56.7	57.3
Sec Mod	11.5	10.8	11.9	14.0	14.6	15.2	13.2	13.8	14.2	14.8
Independent	61.6	61.7	60.9	61.7	62.7	62.3	59.3	55.9	54.4	54.3
Sixth Form	20.6	11.0	16.7	9.0	19.8	27.2	26.4	8.3	24.3	15.1
FE/Tertiary	10.4	6.3	6.8	9.7	9.6	9.7	6.0	3.5	5.6	4.0
Academy	.	.	.	.	15.8	22.5	31.3	29.8	27.7	27.5
Other	14.4	11.4	12.5	13.9	15.4	23.3	25.6	20.8	19.4	19.9

### Cumulative Numbers

School type	2005	2006	2007	2008	2009	2010	2011	2012	2013	2014
Comprehensive	38157	39825	39898	40258	40069	41415	32510	28915	31177	30002
Grammar	9407	9933	9786	9577	9758	9824	6280	5651	5849	5965
Sec Mod	1112	1017	1149	1342	1372	1447	1015	986	1104	1102
Independent	15667	15903	15990	16017	15512	16105	13137	12247	12313	11167
Sixth Form	26	9	15	10	17	31	32	12	42	18
FE/Tertiary	44	24	25	35	26	27	15	8	13	11
Academy	.	.	.	.	651	1458	14534	19214	24655	26027
Other	76	54	61	171	102	183	297	275	284	274

### Cumulative percentage at Grade A by school type



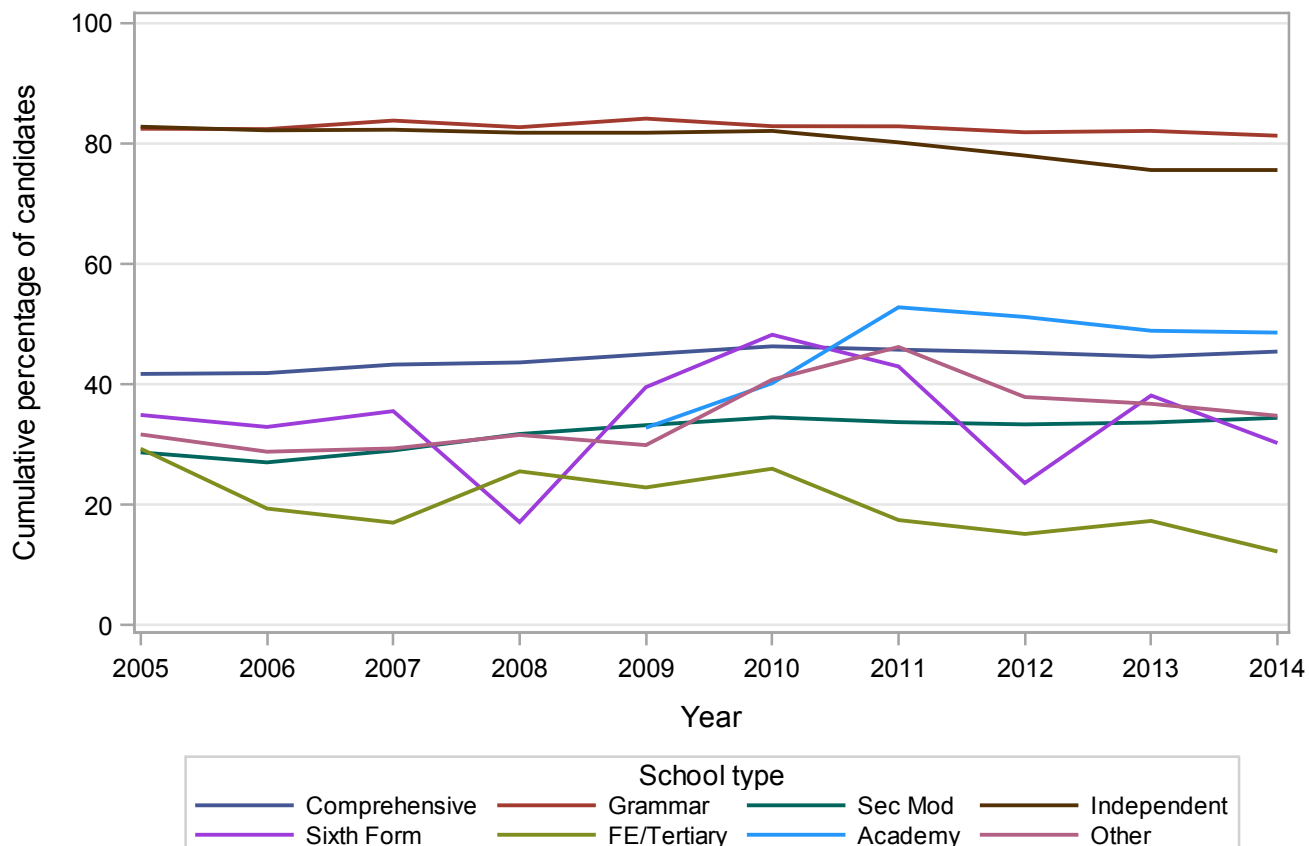
## GCSE HISTORY Grade B by school type 2005-2014 Cumulative Percentages

School type	2005	2006	2007	2008	2009	2010	2011	2012	2013	2014
Comprehensive	41.7	41.9	43.3	43.6	45.0	46.3	45.8	45.3	44.6	45.5
Grammar	82.5	82.4	83.8	82.7	84.1	82.9	82.9	81.9	82.1	81.3
Sec Mod	28.7	27.0	29.0	31.8	33.2	34.5	33.7	33.4	33.7	34.4
Independent	82.8	82.2	82.3	81.8	81.8	82.1	80.2	78.0	75.6	75.6
Sixth Form	34.9	32.9	35.6	17.1	39.5	48.2	43.0	23.6	38.2	30.3
FE/Tertiary	29.3	19.4	17.0	25.6	22.9	26.0	17.5	15.2	17.3	12.2
Academy	.	.	.	.	32.8	40.2	52.8	51.2	48.9	48.6
Other	31.7	28.8	29.4	31.6	29.9	40.8	46.2	37.9	36.8	34.8

### Cumulative Numbers

School type	2005	2006	2007	2008	2009	2010	2011	2012	2013	2014
Comprehensive	72707	74539	75455	75530	73909	74795	59897	53601	58348	55375
Grammar	14045	14409	13994	13696	13725	13907	9104	8230	8475	8467
Sec Mod	2783	2551	2793	3037	3122	3287	2585	2391	2626	2563
Independent	21059	21186	21609	21234	20237	21223	17767	17089	17112	15548
Sixth Form	44	27	32	19	34	55	52	34	66	36
FE/Tertiary	124	74	63	92	62	72	44	35	40	34
Academy	.	.	.	.	1351	2604	24518	33011	43532	45990
Other	167	136	143	389	198	321	537	501	539	479

### Cumulative percentage at Grade B by school type



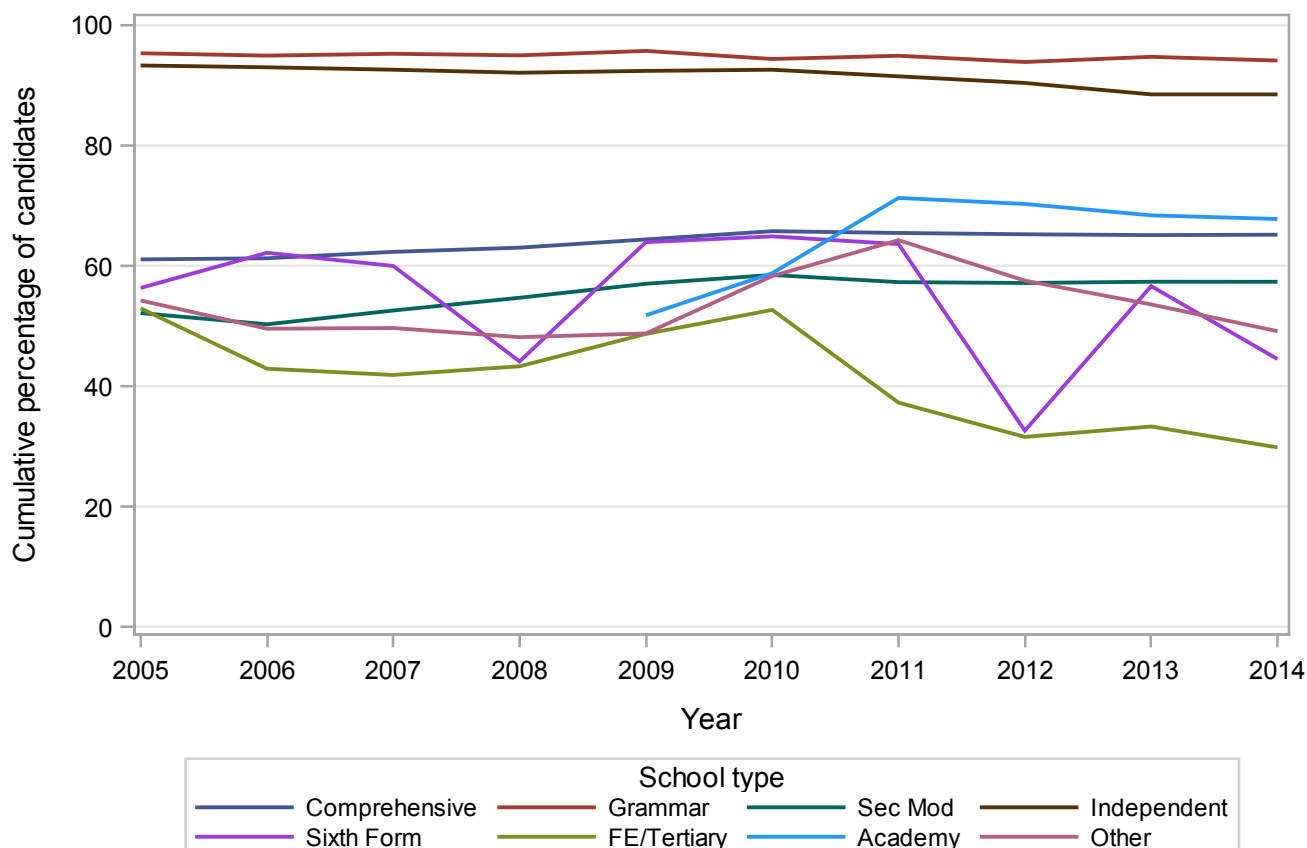
## GCSE HISTORY Grade C by school type 2005-2014 Cumulative Percentages

School type	2005	2006	2007	2008	2009	2010	2011	2012	2013	2014
Comprehensive	61.1	61.3	62.3	63.0	64.4	65.8	65.5	65.3	65.1	65.2
Grammar	95.3	94.9	95.2	95.0	95.7	94.4	94.9	93.9	94.7	94.1
Sec Mod	52.2	50.3	52.6	54.7	57.0	58.5	57.3	57.2	57.4	57.4
Independent	93.3	93.0	92.6	92.1	92.4	92.6	91.5	90.4	88.5	88.5
Sixth Form	56.3	62.2	60.0	44.1	64.0	64.9	63.6	32.6	56.6	44.5
FE/Tertiary	53.0	42.9	41.9	43.3	48.7	52.7	37.3	31.6	33.3	29.9
Academy	.	.	.	.	51.8	58.8	71.3	70.3	68.4	67.8
Other	54.3	49.6	49.7	48.2	48.8	58.3	64.3	57.6	53.6	49.2

### Cumulative Numbers

School type	2005	2006	2007	2008	2009	2010	2011	2012	2013	2014
Comprehensive	106430	109070	108684	109101	105792	106223	85700	77223	85175	79422
Grammar	16237	16601	15902	15728	15613	15836	10428	9437	9779	9802
Sec Mod	5059	4746	5063	5233	5361	5570	4393	4099	4476	4269
Independent	23730	23970	24313	23908	22860	23937	20270	19806	20032	18201
Sixth Form	71	51	54	49	55	74	77	47	98	53
FE/Tertiary	224	164	155	156	132	146	94	73	77	83
Academy	.	.	.	.	2134	3809	33108	45326	60896	64164
Other	286	234	242	593	323	459	747	761	786	677

### Cumulative percentage at Grade C by school type



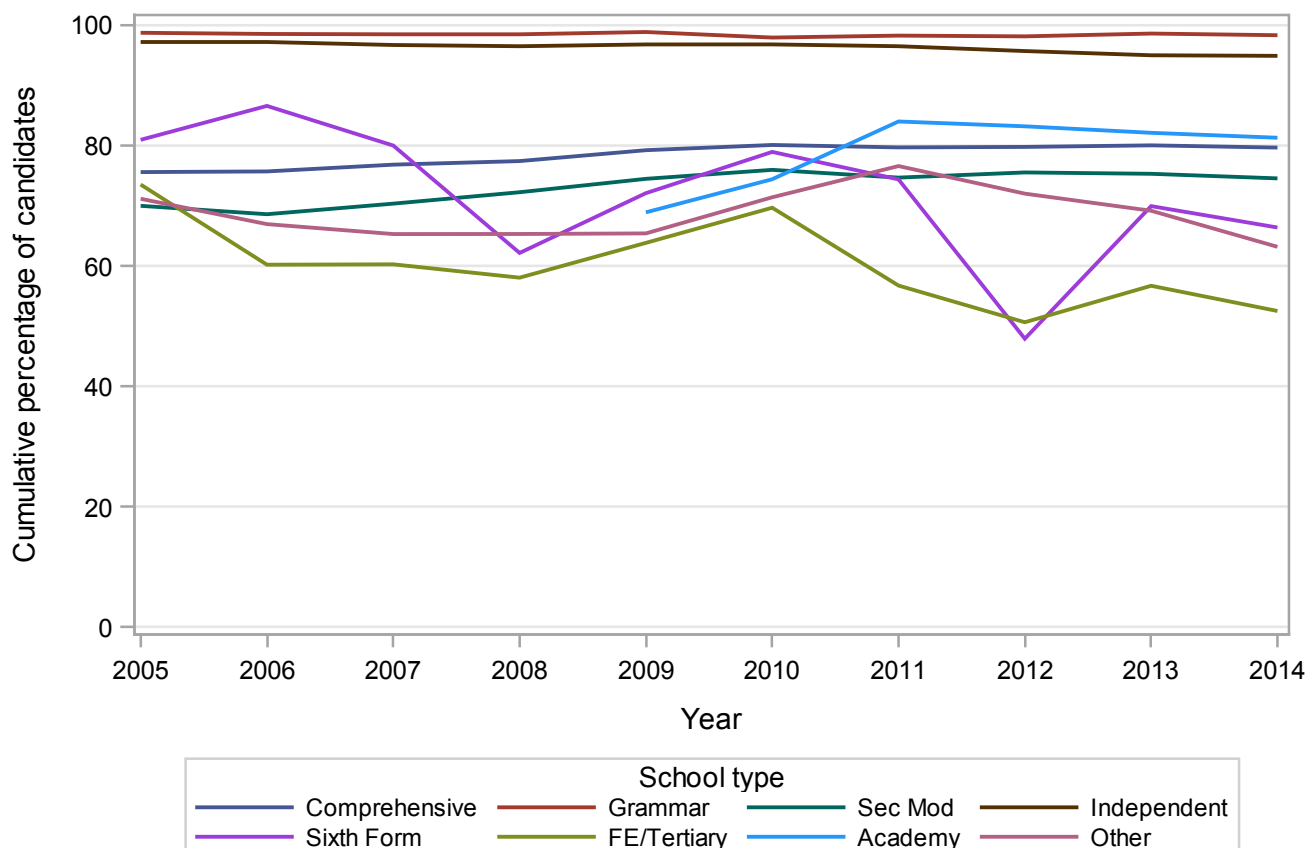
## GCSE HISTORY Grade D by school type 2005-2014 Cumulative Percentages

School type	2005	2006	2007	2008	2009	2010	2011	2012	2013	2014
Comprehensive	75.6	75.7	76.8	77.4	79.2	80.1	79.7	79.8	80.0	79.7
Grammar	98.7	98.5	98.5	98.5	98.9	97.9	98.3	98.1	98.6	98.3
Sec Mod	70.0	68.6	70.4	72.2	74.5	76.0	74.7	75.5	75.3	74.5
Independent	97.2	97.2	96.7	96.5	96.8	96.8	96.5	95.7	95.0	94.9
Sixth Form	81.0	86.6	80.0	62.2	72.1	78.9	74.4	47.9	69.9	66.4
FE/Tertiary	73.5	60.2	60.3	58.1	63.8	69.7	56.7	50.6	56.7	52.5
Academy	.	.	.	.	68.9	74.4	84.0	83.2	82.1	81.3
Other	71.2	66.9	65.3	65.3	65.4	71.4	76.6	72.0	69.2	63.2

### Cumulative Numbers

School type	2005	2006	2007	2008	2009	2010	2011	2012	2013	2014
Comprehensive	131692	134752	133935	133995	130130	129347	104307	94395	104678	97058
Grammar	16816	17230	16442	16306	16125	16433	10796	9865	10178	10240
Sec Mod	6786	6471	6772	6909	6999	7232	5724	5415	5875	5547
Independent	24722	25052	25390	25050	23948	25023	21378	20967	21503	19517
Sixth Form	102	71	72	69	62	90	90	69	121	79
FE/Tertiary	311	230	223	209	173	193	143	117	131	146
Academy	.	.	.	.	2839	4820	39005	53643	73096	76936
Other	375	316	318	804	433	562	890	952	1014	870

### Cumulative percentage at Grade D by school type



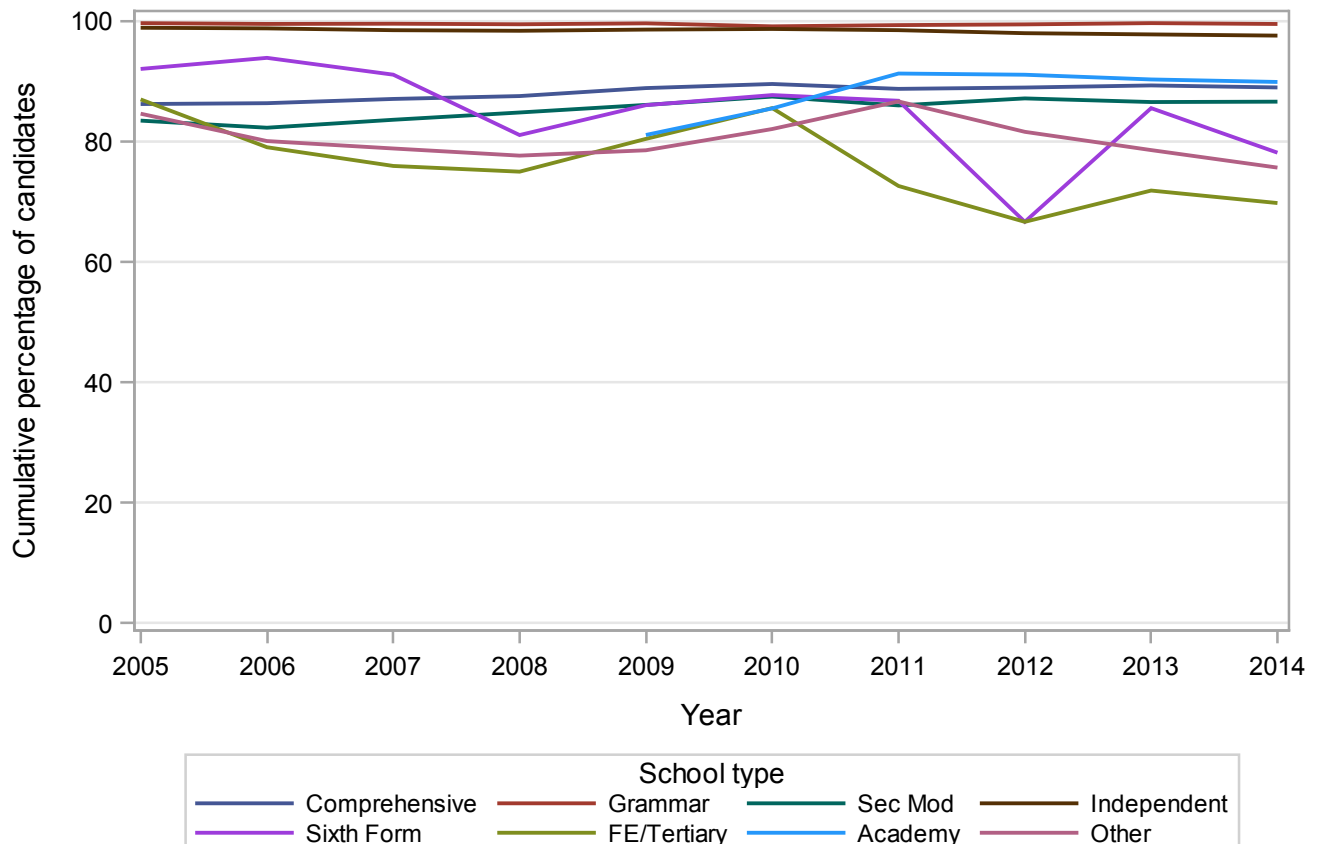
## GCSE HISTORY Grade E by school type 2005-2014 Cumulative Percentages

School type	2005	2006	2007	2008	2009	2010	2011	2012	2013	2014
Comprehensive	86.2	86.4	87.1	87.6	88.9	89.6	88.8	89.0	89.3	89.0
Grammar	99.7	99.5	99.6	99.5	99.6	99.1	99.3	99.5	99.7	99.5
Sec Mod	83.5	82.3	83.6	84.8	86.1	87.5	86.0	87.2	86.6	86.6
Independent	98.9	98.8	98.5	98.4	98.6	98.7	98.5	98.0	97.8	97.6
Sixth Form	92.1	93.9	91.1	81.1	86.0	87.7	86.8	66.7	85.5	78.2
FE/Tertiary	87.0	79.1	75.9	75.0	80.4	85.6	72.6	66.7	71.9	69.8
Academy	.	.	.	.	81.1	85.5	91.3	91.1	90.3	89.9
Other	84.6	80.1	78.9	77.7	78.5	82.1	86.7	81.6	78.6	75.7

### Cumulative Numbers

School type	2005	2006	2007	2008	2009	2010	2011	2012	2013	2014
Comprehensive	150232	153745	151803	151535	145985	144635	116163	105281	116825	108420
Grammar	16975	17405	16625	16472	16252	16635	10915	9998	10288	10365
Sec Mod	8094	7764	8049	8112	8091	8327	6592	6249	6753	6446
Independent	25154	25465	25862	25544	24394	25514	21821	21471	22137	20072
Sixth Form	116	77	82	90	74	100	105	96	148	93
FE/Tertiary	368	302	281	270	218	237	183	154	166	194
Academy	.	.	.	.	3341	5539	42395	58737	80395	85076
Other	446	378	384	956	520	646	1007	1079	1152	1042

### Cumulative percentage at Grade E by school type

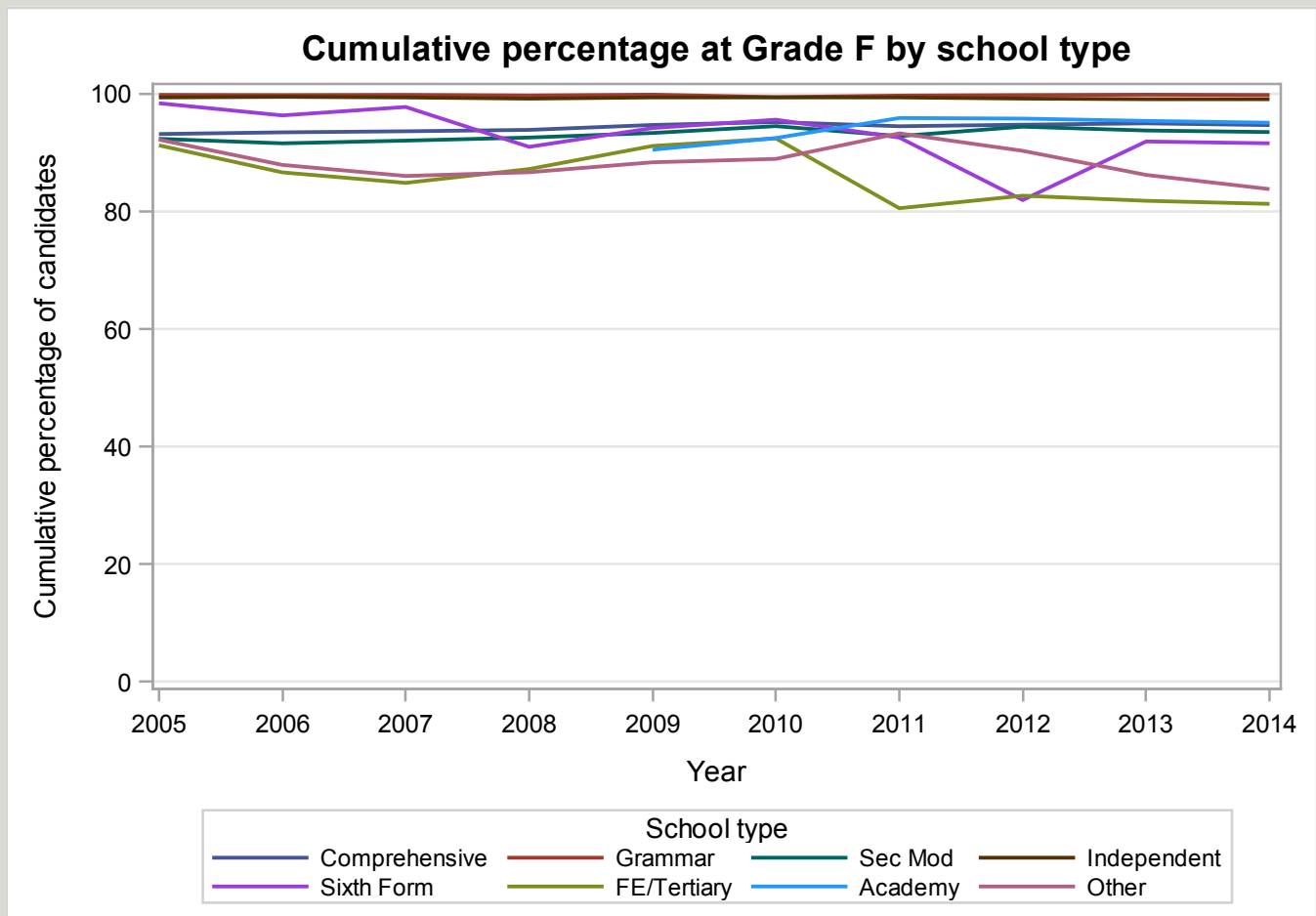


## GCSE HISTORY Grade F by school type 2005-2014 Cumulative Percentages

School type	2005	2006	2007	2008	2009	2010	2011	2012	2013	2014
Comprehensive	93.2	93.5	93.6	93.9	94.7	95.2	94.5	94.8	95.0	94.7
Grammar	99.8	99.8	99.8	99.7	99.9	99.5	99.7	99.8	99.9	99.8
Sec Mod	92.4	91.6	92.1	92.6	93.3	94.5	92.8	94.4	93.8	93.5
Independent	99.4	99.5	99.4	99.2	99.4	99.4	99.4	99.2	99.1	99.1
Sixth Form	98.4	96.3	97.8	91.0	94.2	95.6	92.6	81.9	91.9	91.6
FE/Tertiary	91.3	86.6	84.9	87.2	91.1	92.4	80.6	82.7	81.8	81.3
Academy	.	.	.	.	90.5	92.5	95.9	95.8	95.4	95.1
Other	92.2	87.9	86.0	86.7	88.4	88.9	93.3	90.3	86.2	83.8

### Cumulative Numbers

School type	2005	2006	2007	2008	2009	2010	2011	2012	2013	2014
Comprehensive	162325	166355	163247	162474	155567	153756	123681	112129	124231	115364
Grammar	17004	17451	16669	16514	16291	16687	10955	10032	10308	10395
Sec Mod	8955	8641	8861	8853	8773	8998	7115	6769	7315	6958
Independent	25281	25645	26098	25751	24592	25695	22020	21734	22431	20381
Sixth Form	124	79	88	101	81	109	112	118	159	109
FE/Tertiary	386	331	314	314	247	256	203	191	189	226
Academy	.	.	.	.	3729	5992	44531	61767	84927	89995
Other	486	415	419	1067	585	700	1084	1194	1264	1154



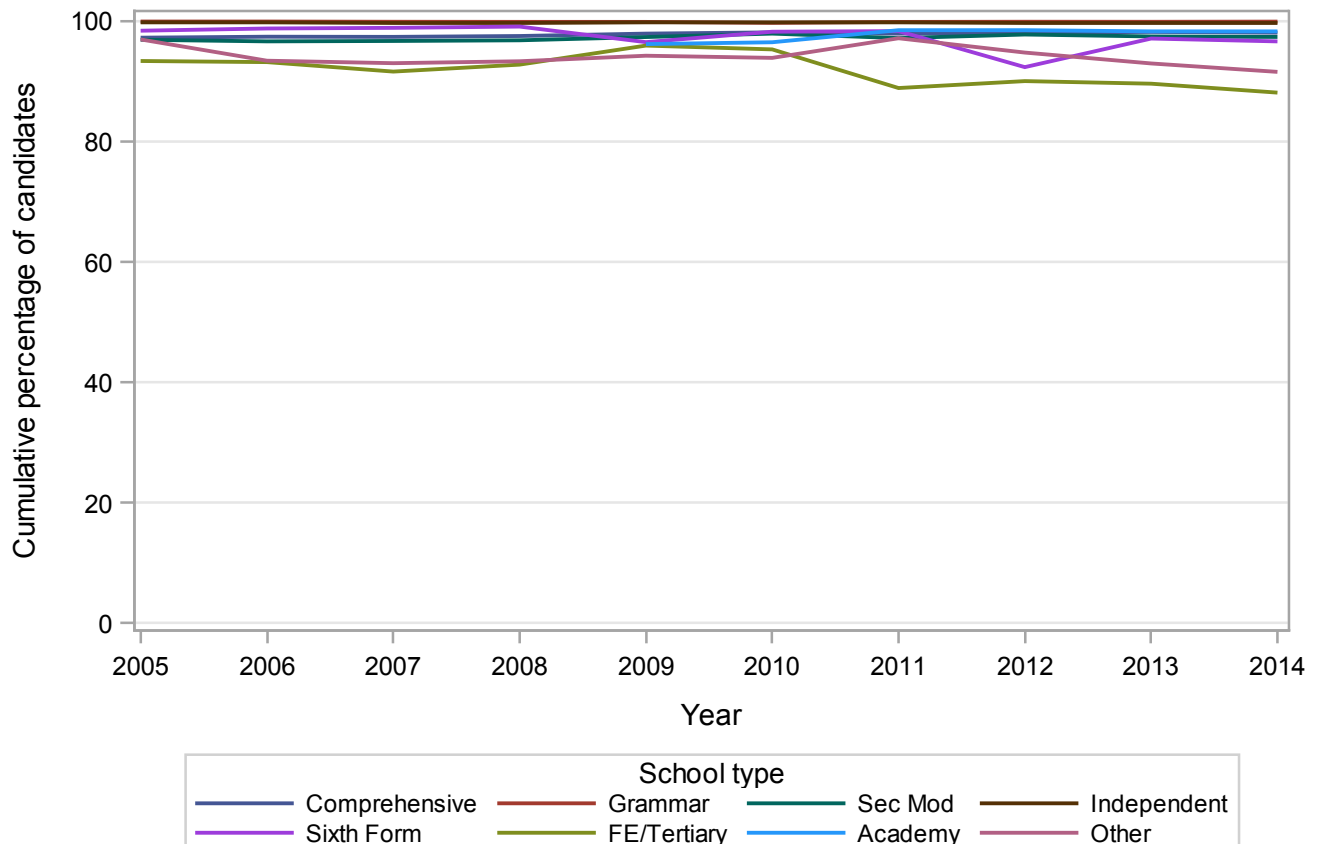
## GCSE HISTORY Grade G by school type 2005-2014 Cumulative Percentages

School type	2005	2006	2007	2008	2009	2010	2011	2012	2013	2014
Comprehensive	97.3	97.4	97.4	97.5	97.9	98.1	97.9	98.1	98.2	98.1
Grammar	99.9	99.9	99.9	99.9	99.9	99.7	99.9	99.9	99.9	99.9
Sec Mod	96.9	96.6	96.7	96.8	97.4	97.9	97.2	97.8	97.5	97.4
Independent	99.8	99.8	99.7	99.7	99.8	99.8	99.8	99.7	99.7	99.7
Sixth Form	98.4	98.8	98.9	99.1	96.5	98.2	98.3	92.4	97.1	96.6
FE/Tertiary	93.4	93.2	91.6	92.8	95.9	95.3	88.9	90.0	89.6	88.1
Academy	.	.	.	.	96.2	96.5	98.5	98.5	98.3	98.3
Other	97.0	93.4	93.0	93.3	94.3	93.9	97.2	94.8	93.0	91.6

### Cumulative Numbers

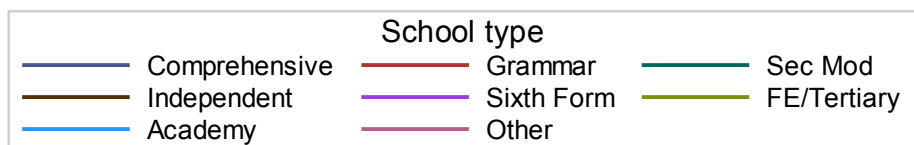
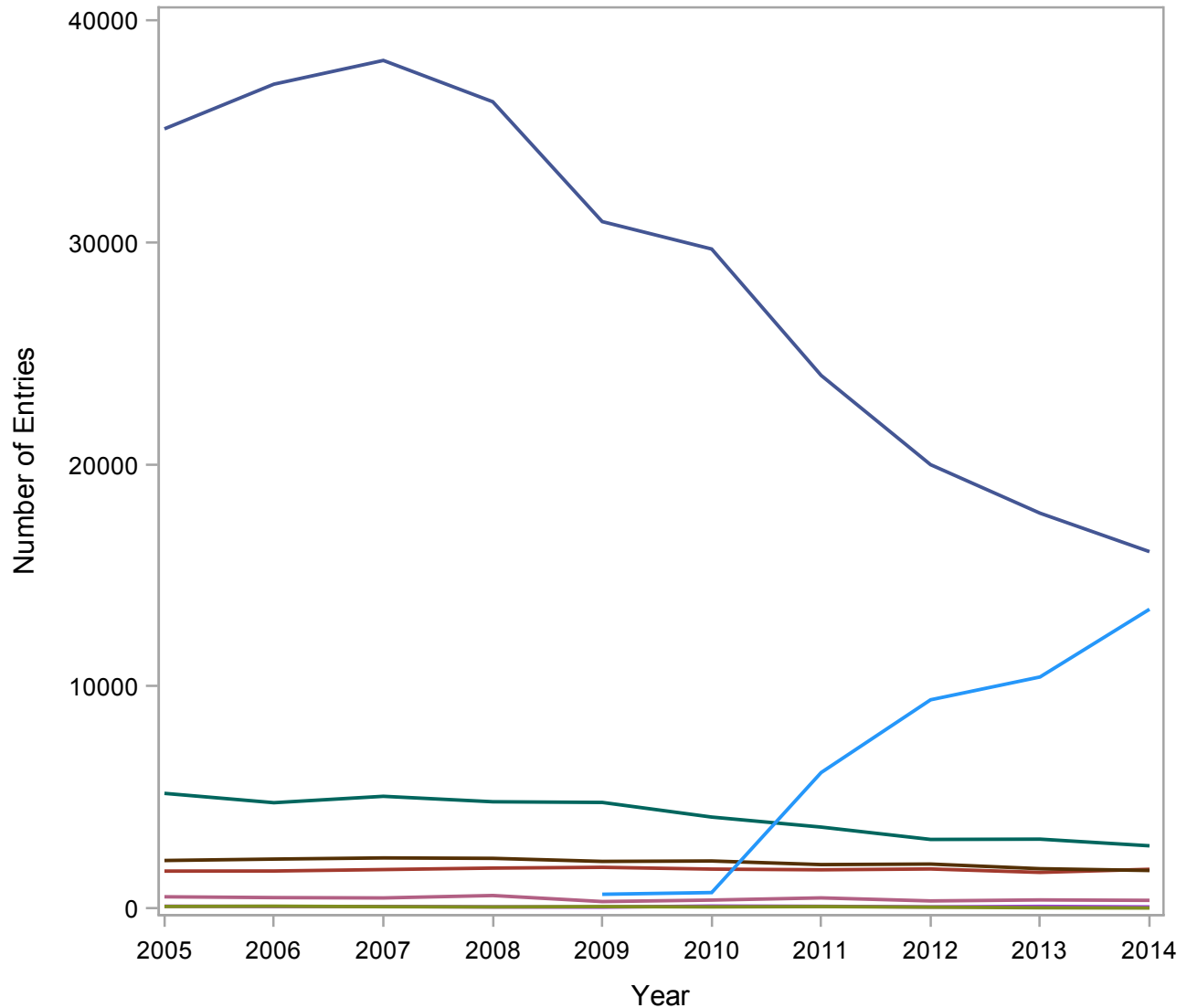
School type	2005	2006	2007	2008	2009	2010	2011	2012	2013	2014
Comprehensive	169440	173396	169783	168795	160847	158479	128171	116048	128448	119507
Grammar	17021	17475	16679	16538	16291	16731	10973	10042	10311	10406
Sec Mod	9396	9117	9309	9259	9150	9323	7449	7010	7603	7246
Independent	25383	25722	26177	25881	24691	25798	22109	21843	22567	20504
Sixth Form	124	81	89	110	83	112	119	133	168	115
FE/Tertiary	395	356	339	334	260	264	224	208	207	245
Academy	.	.	.	.	3963	6251	45738	63508	87507	93022
Other	511	441	453	1149	624	739	1129	1253	1363	1261

### Cumulative percentage at Grade G by school type



## Numbers of GCSE entries in HOME ECONOMICS by school type 2005-2014

School type	2005	2006	2007	2008	2009	2010	2011	2012	2013	2014
<b>Comprehensive</b>	35108	37120	38189	36328	30930	29695	24004	19983	17798	16067
<b>Grammar</b>	1678	1683	1747	1814	1848	1768	1738	1775	1620	1759
<b>Sec Mod</b>	5179	4759	5047	4801	4771	4112	3661	3104	3117	2817
<b>Independent</b>	2156	2219	2272	2252	2115	2134	1971	1995	1786	1706
<b>Sixth Form</b>	96	85	83	66	55	103	91	65	89	66
<b>FE/Tertiary</b>	85	97	76	65	79	67	81	55	27	16
<b>Academy</b>	.	.	.	.	634	711	6116	9393	10422	13471
<b>Other</b>	521	485	470	578	306	373	472	335	380	361





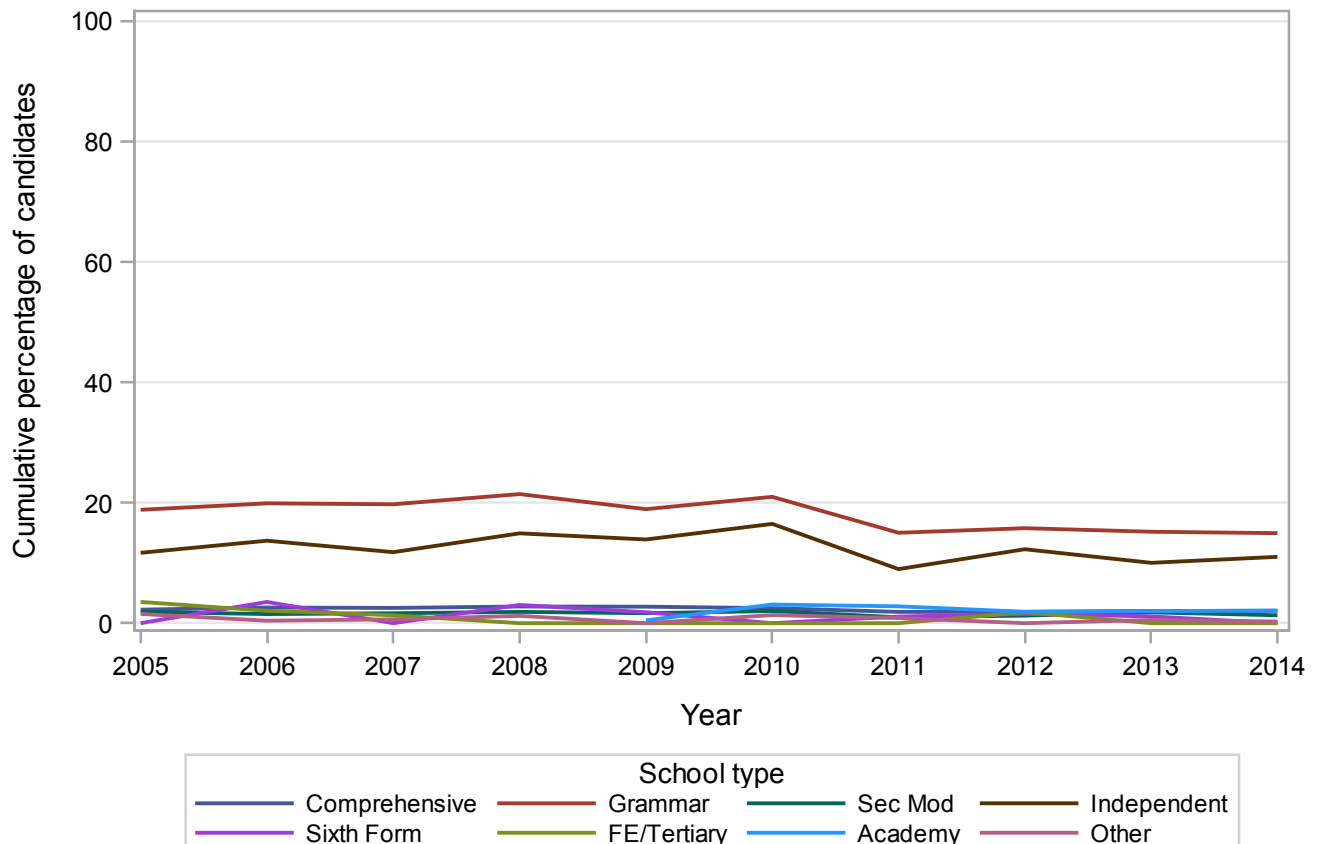
## GCSE HOME ECONOMICS Grade A\* by school type 2005-2014 Cumulative Percentages

School type	2005	2006	2007	2008	2009	2010	2011	2012	2013	2014
Comprehensive	2.2	2.6	2.5	2.8	2.7	2.5	1.9	1.9	2.0	2.1
Grammar	18.8	19.9	19.7	21.4	18.9	21.0	15.0	15.8	15.2	15.0
Sec Mod	1.9	1.5	1.6	1.9	1.7	2.0	1.0	1.3	1.8	1.3
Independent	11.7	13.7	11.8	14.9	13.9	16.5	9.0	12.3	10.0	11.0
Sixth Form	0.0	3.5	0.0	3.0	1.8	0.0	1.1	1.5	1.1	0.0
FE/Tertiary	3.5	2.1	1.3	0.0	0.0	0.0	0.0	1.8	0.0	0.0
Academy	.	.	.	.	0.5	3.1	2.8	1.9	2.0	2.1
Other	1.5	0.4	0.6	1.2	0.0	1.3	0.8	0.0	0.5	0.3

### Cumulative Numbers

School type	2005	2006	2007	2008	2009	2010	2011	2012	2013	2014
Comprehensive	789	964	967	1007	847	742	449	377	360	330
Grammar	316	335	345	389	350	371	261	280	246	263
Sec Mod	97	72	83	90	79	83	36	39	56	37
Independent	252	304	268	336	294	352	177	245	179	188
Sixth Form	0	3	0	2	1	0	1	1	1	0
FE/Tertiary	3	2	1	0	0	0	0	1	0	0
Academy	.	.	.	.	3	22	171	178	208	283
Other	8	2	3	7	0	5	4	0	2	1

### Cumulative percentage at Grade A\* by school type



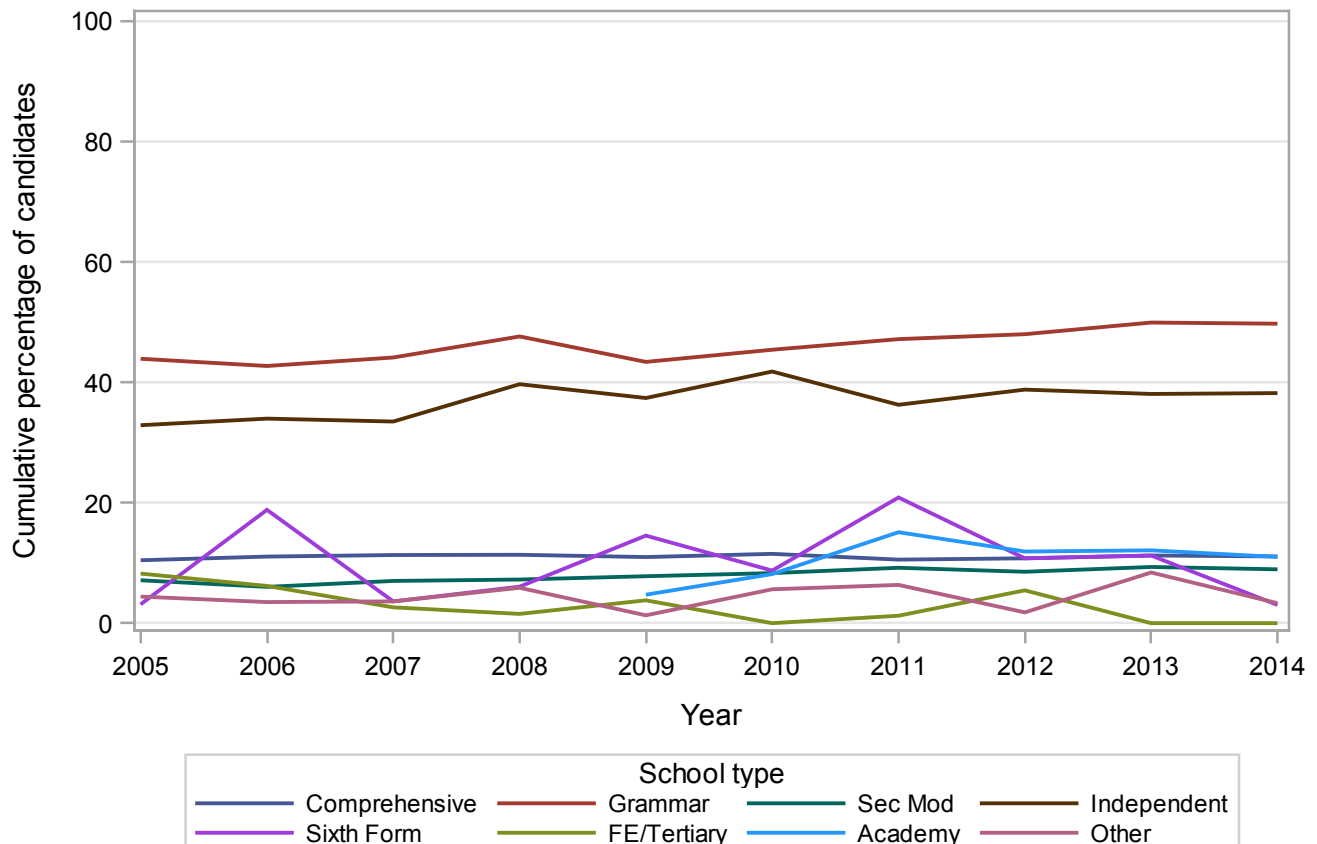
## GCSE HOME ECONOMICS Grade A by school type 2005-2014 Cumulative Percentages

School type	2005	2006	2007	2008	2009	2010	2011	2012	2013	2014
Comprehensive	10.5	11.1	11.3	11.4	11.0	11.5	10.6	10.8	11.2	11.1
Grammar	43.9	42.7	44.1	47.6	43.4	45.4	47.2	48.0	49.9	49.7
Sec Mod	7.1	6.0	7.0	7.2	7.8	8.3	9.2	8.5	9.3	8.9
Independent	32.9	34.0	33.5	39.7	37.4	41.8	36.3	38.8	38.1	38.2
Sixth Form	3.1	18.8	3.6	6.1	14.5	8.7	20.9	10.8	11.2	3.0
FE/Tertiary	8.2	6.2	2.6	1.5	3.8	0.0	1.2	5.5	0.0	0.0
Academy	.	.	.	.	4.7	8.2	15.1	11.9	12.1	11.0
Other	4.4	3.5	3.6	5.9	1.3	5.6	6.4	1.8	8.4	3.3

### Cumulative Numbers

School type	2005	2006	2007	2008	2009	2010	2011	2012	2013	2014
Comprehensive	3670	4106	4323	4127	3397	3419	2534	2152	2001	1782
Grammar	737	719	771	864	802	803	820	852	809	875
Sec Mod	369	287	354	348	372	342	337	265	291	252
Independent	709	754	761	894	791	892	715	774	680	652
Sixth Form	3	16	3	4	8	9	19	7	10	2
FE/Tertiary	7	6	2	1	3	0	1	3	0	0
Academy	.	.	.	.	30	58	924	1118	1261	1482
Other	23	17	17	34	4	21	30	6	32	12

### Cumulative percentage at Grade A by school type



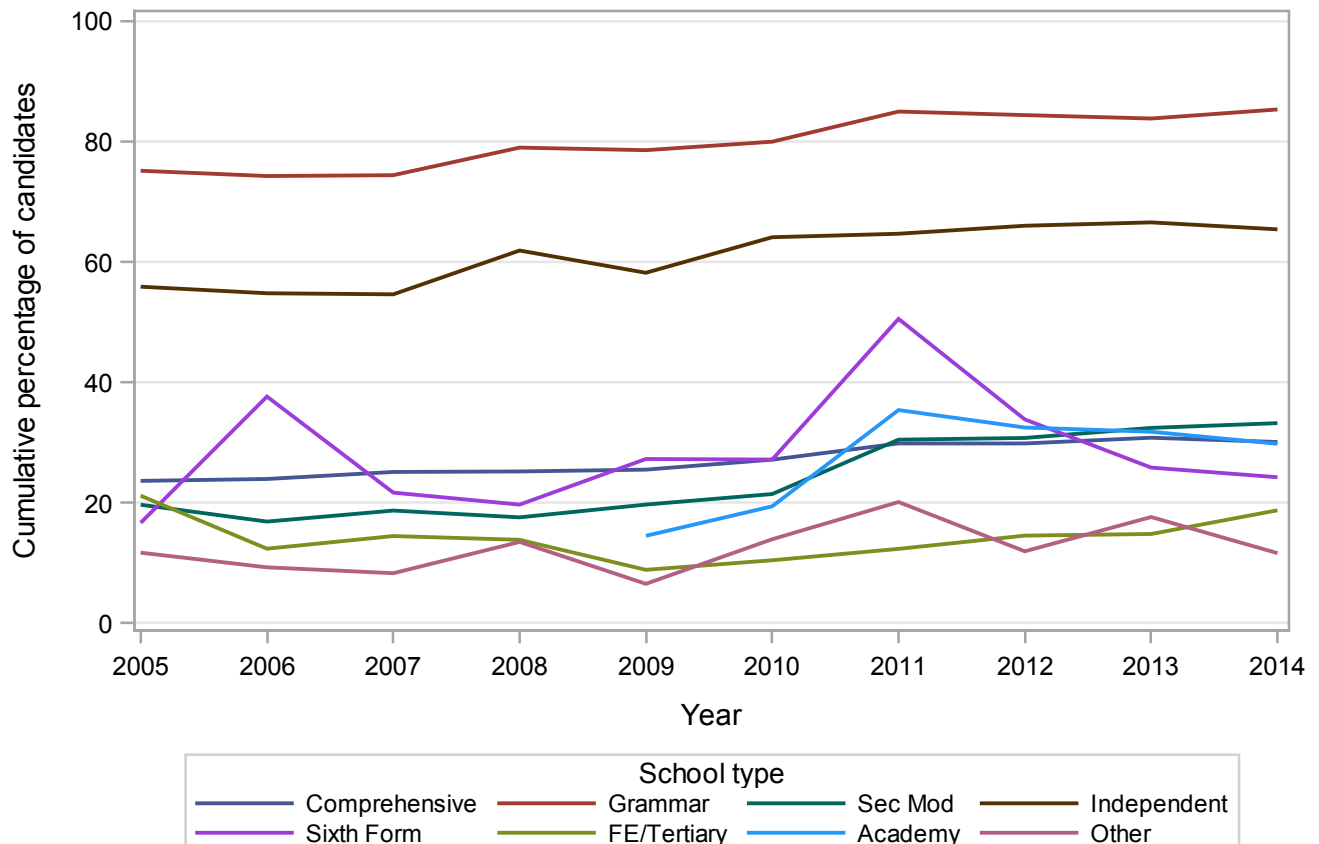
## GCSE HOME ECONOMICS Grade B by school type 2005-2014 Cumulative Percentages

School type	2005	2006	2007	2008	2009	2010	2011	2012	2013	2014
Comprehensive	23.6	24.0	25.1	25.2	25.5	27.2	29.9	29.9	30.8	30.1
Grammar	75.1	74.3	74.4	79.0	78.6	80.0	85.0	84.4	83.8	85.3
Sec Mod	19.7	16.9	18.7	17.6	19.7	21.4	30.5	30.8	32.4	33.2
Independent	55.9	54.8	54.6	61.9	58.2	64.1	64.7	66.0	66.6	65.4
Sixth Form	16.7	37.6	21.7	19.7	27.3	27.2	50.5	33.8	25.8	24.2
FE/Tertiary	21.2	12.4	14.5	13.8	8.9	10.4	12.3	14.5	14.8	18.8
Academy	.	.	.	.	14.5	19.4	35.4	32.5	31.8	29.8
Other	11.7	9.3	8.3	13.5	6.5	13.9	20.1	11.9	17.6	11.6

### Cumulative Numbers

School type	2005	2006	2007	2008	2009	2010	2011	2012	2013	2014
Comprehensive	8297	8891	9593	9156	7888	8066	7166	5966	5483	4835
Grammar	1261	1250	1300	1433	1452	1414	1477	1498	1358	1501
Sec Mod	1019	803	944	844	940	882	1116	955	1011	936
Independent	1205	1216	1241	1394	1231	1368	1275	1317	1189	1116
Sixth Form	16	32	18	13	15	28	46	22	23	16
FE/Tertiary	18	12	11	9	7	7	10	8	4	3
Academy	.	.	.	.	92	138	2165	3053	3314	4014
Other	61	45	39	78	20	52	95	40	67	42

### Cumulative percentage at Grade B by school type



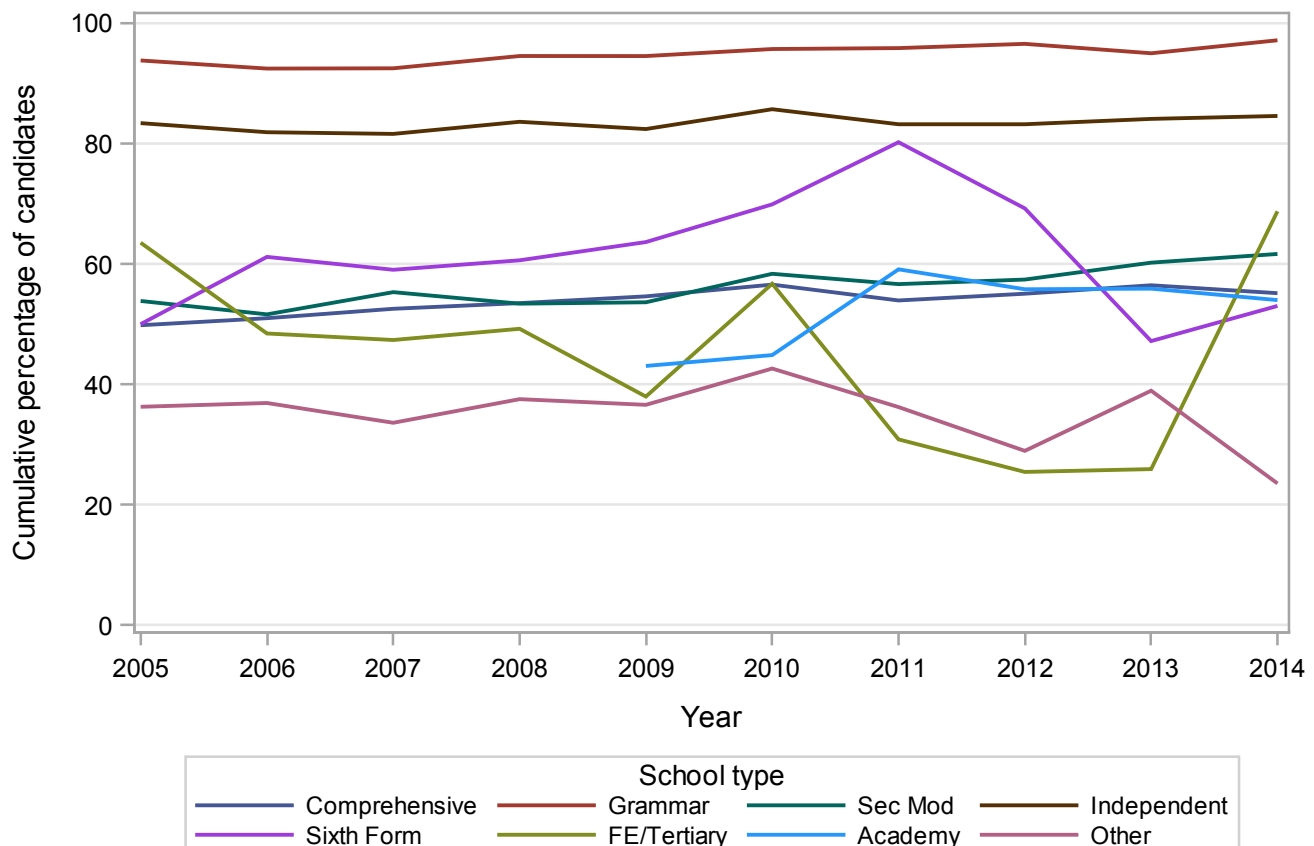
## GCSE HOME ECONOMICS Grade C by school type 2005-2014 Cumulative Percentages

School type	2005	2006	2007	2008	2009	2010	2011	2012	2013	2014
Comprehensive	49.8	51.0	52.6	53.5	54.6	56.6	53.9	55.1	56.5	55.1
Grammar	93.8	92.5	92.5	94.5	94.5	95.7	95.9	96.6	95.0	97.2
Sec Mod	53.9	51.6	55.3	53.4	53.6	58.4	56.7	57.4	60.2	61.7
Independent	83.4	81.9	81.6	83.6	82.4	85.7	83.2	83.2	84.1	84.6
Sixth Form	50.0	61.2	59.0	60.6	63.6	69.9	80.2	69.2	47.2	53.0
FE/Tertiary	63.5	48.5	47.4	49.2	38.0	56.7	30.9	25.5	25.9	68.8
Academy	.	.	.	.	43.1	44.9	59.1	55.8	55.9	54.0
Other	36.3	36.9	33.6	37.5	36.6	42.6	36.2	29.0	38.9	23.5

### Cumulative Numbers

School type	2005	2006	2007	2008	2009	2010	2011	2012	2013	2014
Comprehensive	17491	18928	20070	19433	16893	16799	12947	11002	10049	8860
Grammar	1574	1556	1616	1715	1747	1692	1666	1714	1539	1709
Sec Mod	2789	2457	2792	2564	2559	2400	2074	1782	1877	1737
Independent	1798	1817	1854	1883	1743	1829	1640	1660	1502	1443
Sixth Form	48	52	49	40	35	72	73	45	42	35
FE/Tertiary	54	47	36	32	30	38	25	14	7	11
Academy	.	.	.	.	273	319	3615	5241	5826	7274
Other	189	179	158	217	112	159	171	97	148	85

### Cumulative percentage at Grade C by school type

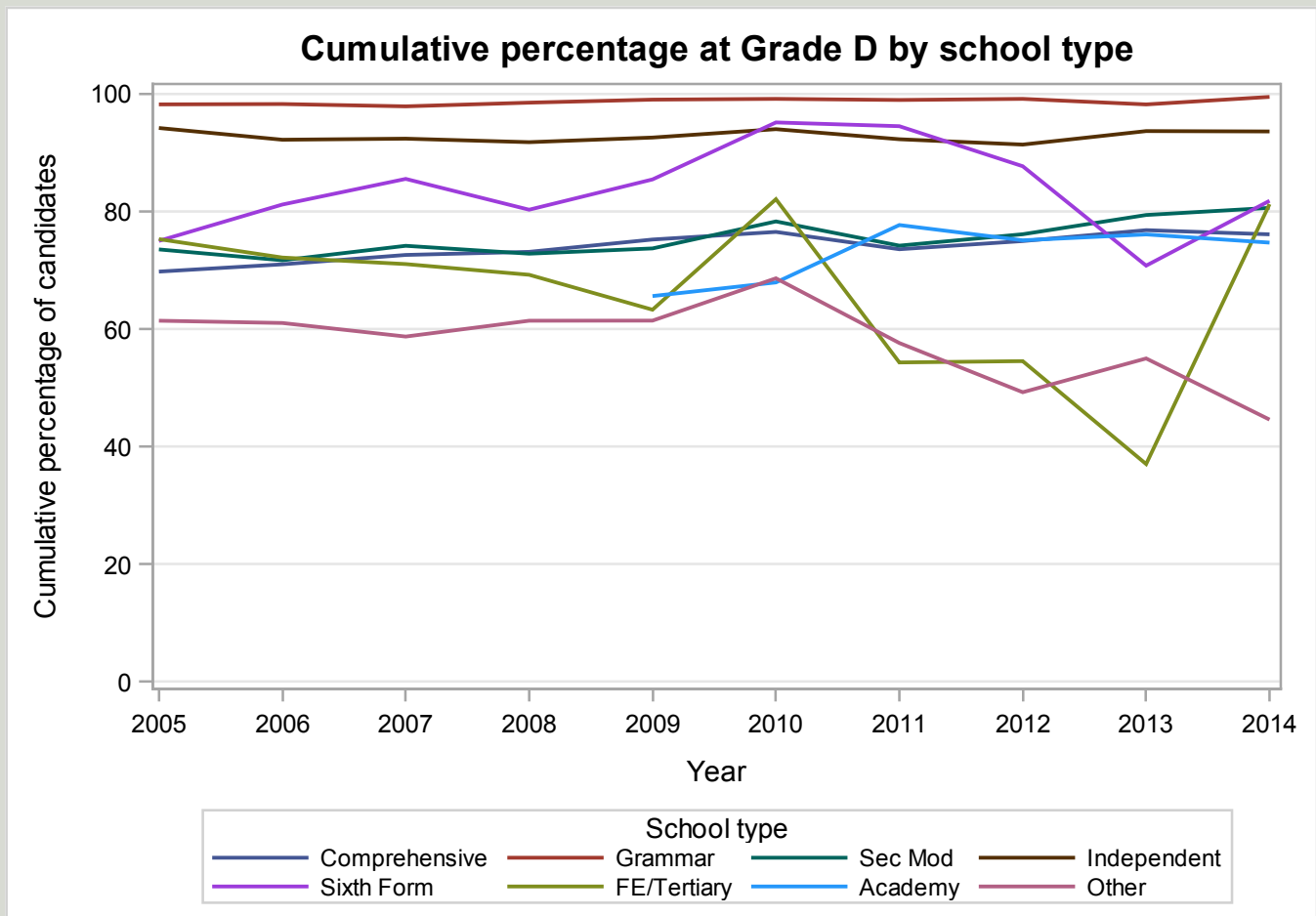


## GCSE HOME ECONOMICS Grade D by school type 2005-2014 Cumulative Percentages

School type	2005	2006	2007	2008	2009	2010	2011	2012	2013	2014
Comprehensive	69.8	71.0	72.6	73.1	75.2	76.5	73.6	75.0	76.8	76.1
Grammar	98.2	98.3	97.9	98.5	99.0	99.2	99.0	99.2	98.2	99.5
Sec Mod	73.5	71.7	74.2	72.8	73.7	78.3	74.2	76.1	79.4	80.6
Independent	94.2	92.2	92.4	91.8	92.6	94.0	92.3	91.4	93.7	93.6
Sixth Form	75.0	81.2	85.5	80.3	85.5	95.1	94.5	87.7	70.8	81.8
FE/Tertiary	75.3	72.2	71.1	69.2	63.3	82.1	54.3	54.5	37.0	81.3
Academy	.	.	.	.	65.6	67.9	77.7	75.1	76.1	74.7
Other	61.4	61.0	58.7	61.4	61.4	68.6	57.6	49.3	55.0	44.6

### Cumulative Numbers

School type	2005	2006	2007	2008	2009	2010	2011	2012	2013	2014
Comprehensive	24496	26359	27728	26569	23268	22724	17662	14981	13673	12229
Grammar	1648	1654	1710	1787	1830	1753	1720	1760	1591	1750
Sec Mod	3809	3412	3743	3496	3517	3220	2716	2363	2475	2271
Independent	2031	2046	2099	2067	1958	2006	1819	1823	1673	1597
Sixth Form	72	69	71	53	47	98	86	57	63	54
FE/Tertiary	64	70	54	45	50	55	44	30	10	13
Academy	.	.	.	.	416	483	4752	7054	7931	10063
Other	320	296	276	355	188	256	272	165	209	161

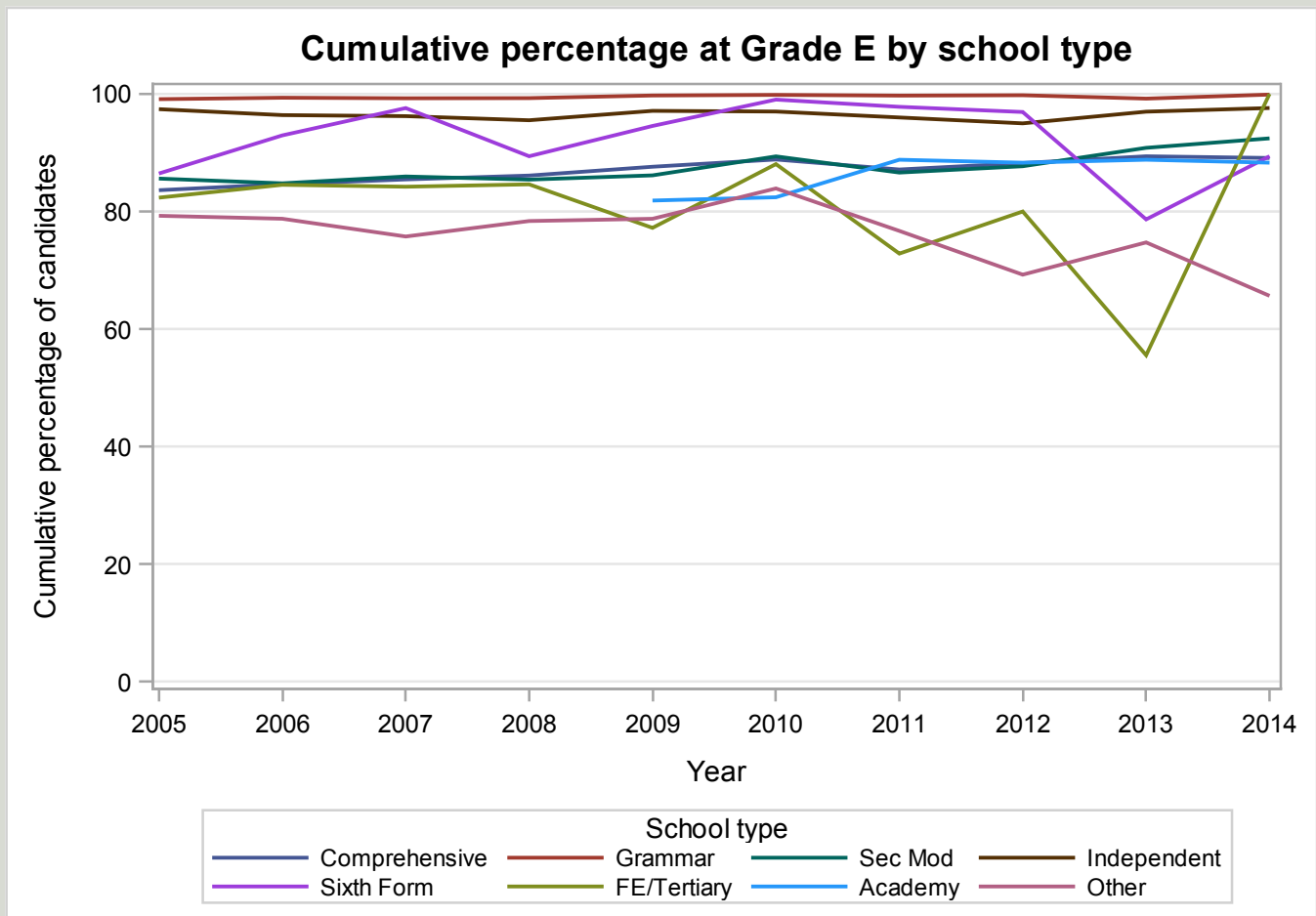


## GCSE HOME ECONOMICS Grade E by school type 2005-2014 Cumulative Percentages

School type	2005	2006	2007	2008	2009	2010	2011	2012	2013	2014
Comprehensive	83.6	84.6	85.5	86.1	87.6	88.8	87.1	88.2	89.4	89.1
Grammar	99.1	99.3	99.3	99.3	99.7	99.8	99.7	99.8	99.2	99.9
Sec Mod	85.6	84.8	86.0	85.4	86.1	89.4	86.6	87.7	90.8	92.4
Independent	97.4	96.4	96.2	95.5	97.1	97.0	96.0	95.0	97.0	97.6
Sixth Form	86.5	92.9	97.6	89.4	94.5	99.0	97.8	96.9	78.7	89.4
FE/Tertiary	82.4	84.5	84.2	84.6	77.2	88.1	72.8	80.0	55.6	100.0
Academy	.	.	.	.	81.9	82.4	88.8	88.3	88.8	88.3
Other	79.3	78.8	75.7	78.4	78.8	83.9	76.7	69.3	74.7	65.7

### Cumulative Numbers

School type	2005	2006	2007	2008	2009	2010	2011	2012	2013	2014
Comprehensive	29357	31419	32634	31282	27098	26382	20917	17632	15910	14316
Grammar	1663	1672	1734	1801	1843	1765	1733	1771	1607	1757
Sec Mod	4433	4035	4338	4101	4110	3675	3171	2722	2831	2604
Independent	2100	2139	2186	2151	2054	2070	1892	1895	1732	1665
Sixth Form	83	79	81	59	52	102	89	63	70	59
FE/Tertiary	70	82	64	55	61	59	59	44	15	16
Academy	.	.	.	.	519	586	5431	8294	9255	11895
Other	413	382	356	453	241	313	362	232	284	237

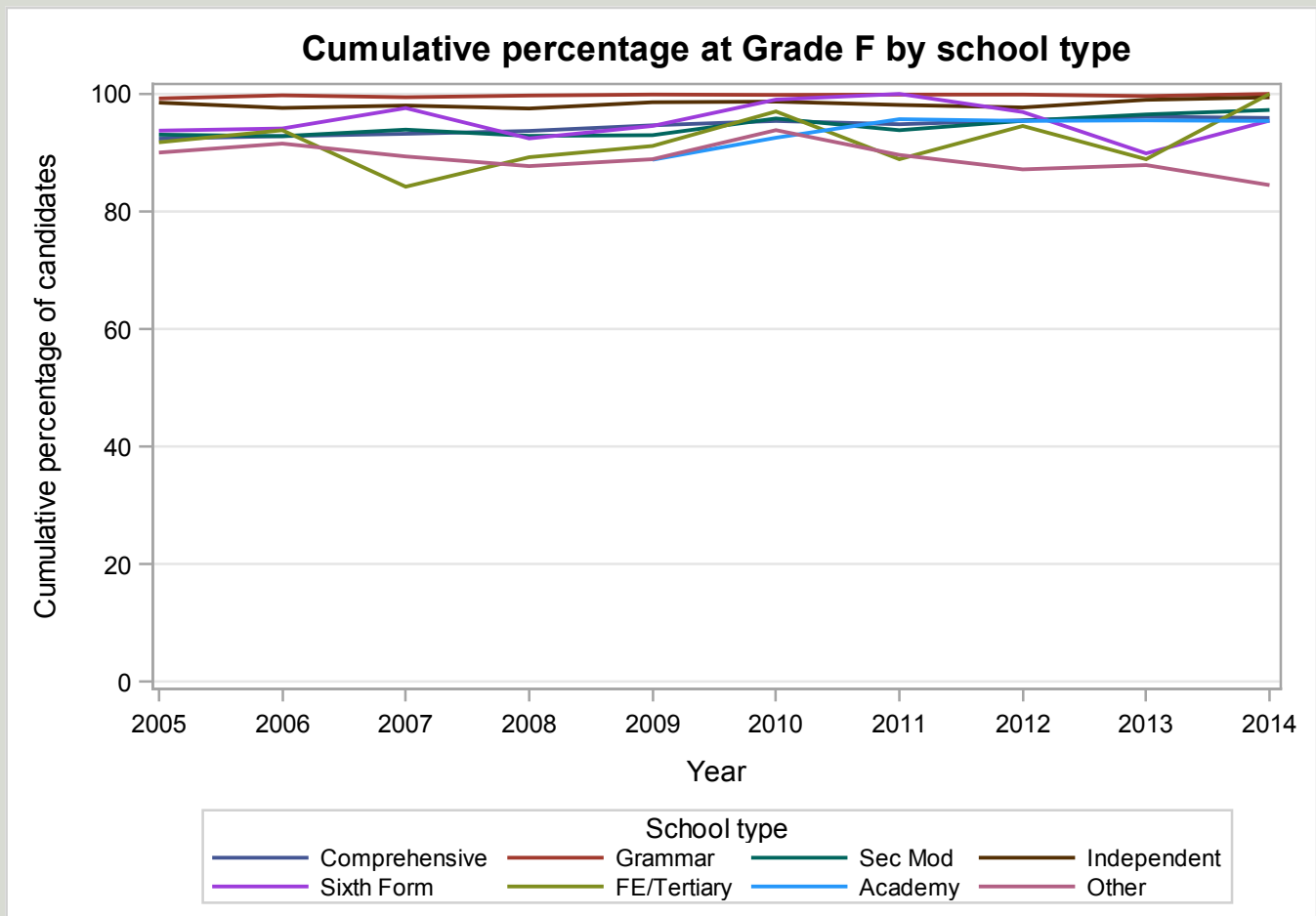


## GCSE HOME ECONOMICS Grade F by school type 2005-2014 Cumulative Percentages

School type	2005	2006	2007	2008	2009	2010	2011	2012	2013	2014
Comprehensive	92.4	92.8	93.2	93.7	94.7	95.4	94.8	95.5	96.1	95.9
Grammar	99.2	99.8	99.4	99.7	99.9	99.8	99.9	99.9	99.6	100.0
Sec Mod	93.1	92.8	93.9	92.9	93.0	95.8	93.8	95.4	96.5	97.3
Independent	98.5	97.6	98.0	97.5	98.6	98.7	98.1	97.7	99.0	99.4
Sixth Form	93.8	94.1	97.6	92.4	94.5	99.0	100.0	96.9	89.9	95.5
FE/Tertiary	91.8	93.8	84.2	89.2	91.1	97.0	88.9	94.5	88.9	100.0
Academy	.	.	.	.	88.8	92.5	95.7	95.4	95.5	95.4
Other	90.0	91.5	89.4	87.7	88.9	93.8	89.6	87.2	87.9	84.5

### Cumulative Numbers

School type	2005	2006	2007	2008	2009	2010	2011	2012	2013	2014
Comprehensive	32433	34453	35597	34039	29278	28328	22765	19086	17107	15409
Grammar	1665	1679	1737	1809	1846	1765	1736	1773	1614	1759
Sec Mod	4820	4417	4740	4458	4436	3940	3435	2962	3008	2740
Independent	2124	2166	2227	2196	2085	2106	1934	1949	1768	1696
Sixth Form	90	80	81	61	52	102	91	63	80	63
FE/Tertiary	78	91	64	58	72	65	72	52	24	16
Academy	.	.	.	.	563	658	5853	8961	9953	12851
Other	469	444	420	507	272	350	423	292	334	305



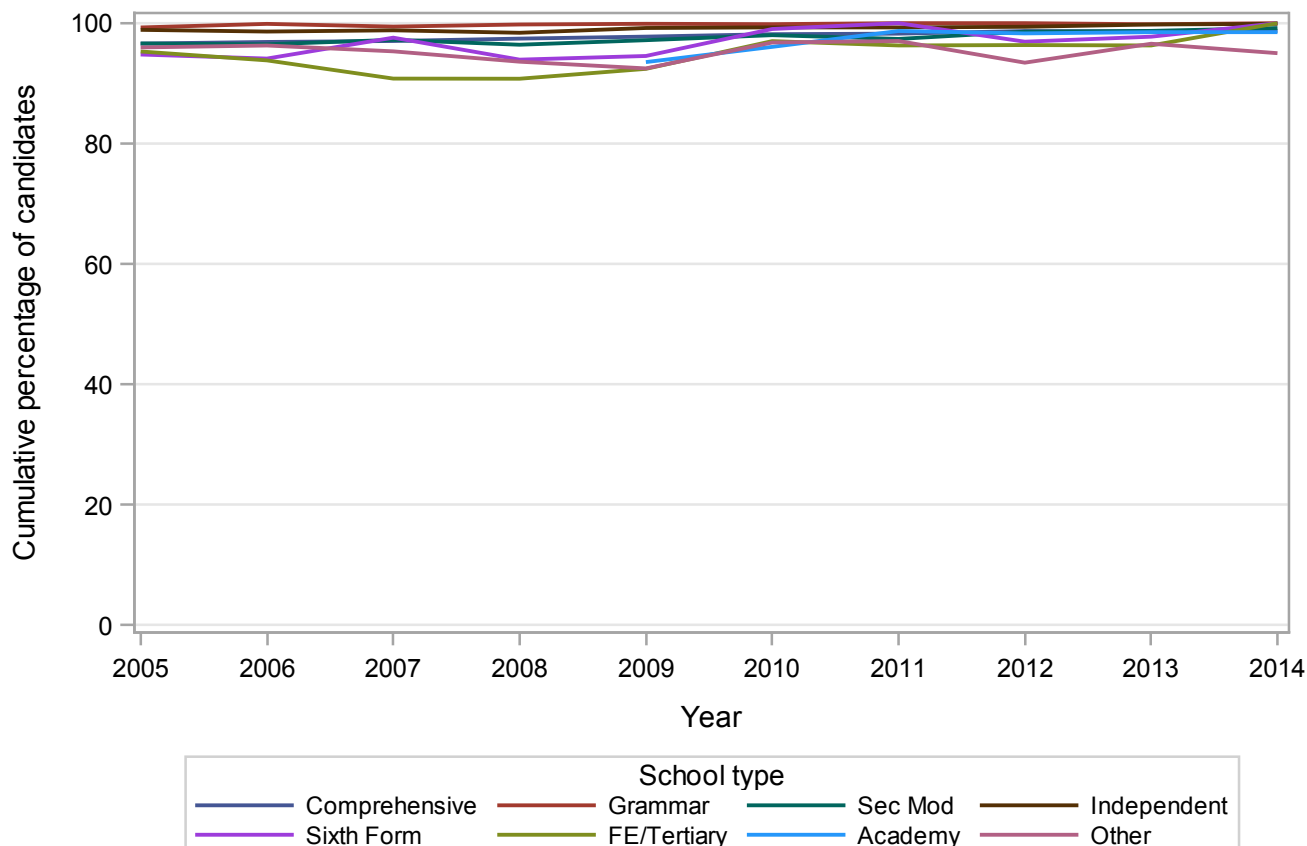
## GCSE HOME ECONOMICS Grade G by school type 2005-2014 Cumulative Percentages

School type	2005	2006	2007	2008	2009	2010	2011	2012	2013	2014
Comprehensive	96.6	96.9	97.0	97.4	97.8	98.2	98.3	98.7	98.6	98.7
Grammar	99.3	99.9	99.4	99.8	99.9	99.8	100.0	100.0	99.8	100.0
Sec Mod	96.6	96.5	97.2	96.4	97.2	98.0	97.4	98.6	98.7	99.2
Independent	98.9	98.6	98.8	98.4	99.2	99.3	99.3	99.4	99.8	99.9
Sixth Form	94.8	94.1	97.6	93.9	94.5	99.0	100.0	96.9	97.8	100.0
FE/Tertiary	95.3	93.8	90.8	90.8	92.4	97.0	96.3	96.4	96.3	100.0
Academy	.	.	.	.	93.5	96.1	98.7	98.3	98.5	98.5
Other	96.0	96.3	95.3	93.6	92.5	96.8	97.0	93.4	96.6	95.0

### Cumulative Numbers

School type	2005	2006	2007	2008	2009	2010	2011	2012	2013	2014
Comprehensive	33917	35961	37057	35394	30238	29150	23586	19721	17550	15858
Grammar	1666	1681	1737	1810	1846	1765	1738	1775	1617	1759
Sec Mod	5004	4592	4907	4629	4636	4030	3565	3060	3077	2794
Independent	2132	2188	2245	2216	2098	2119	1957	1983	1782	1704
Sixth Form	91	80	81	62	52	102	91	63	87	66
FE/Tertiary	81	91	69	59	73	65	78	53	26	16
Academy	.	.	.	.	593	683	6036	9233	10266	13269
Other	500	467	448	541	283	361	458	313	367	343

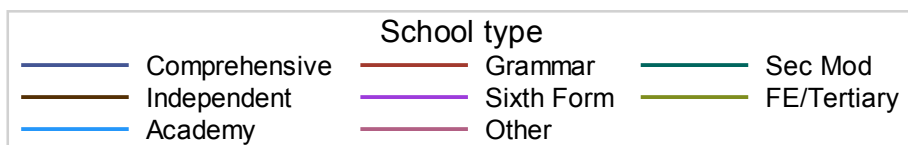
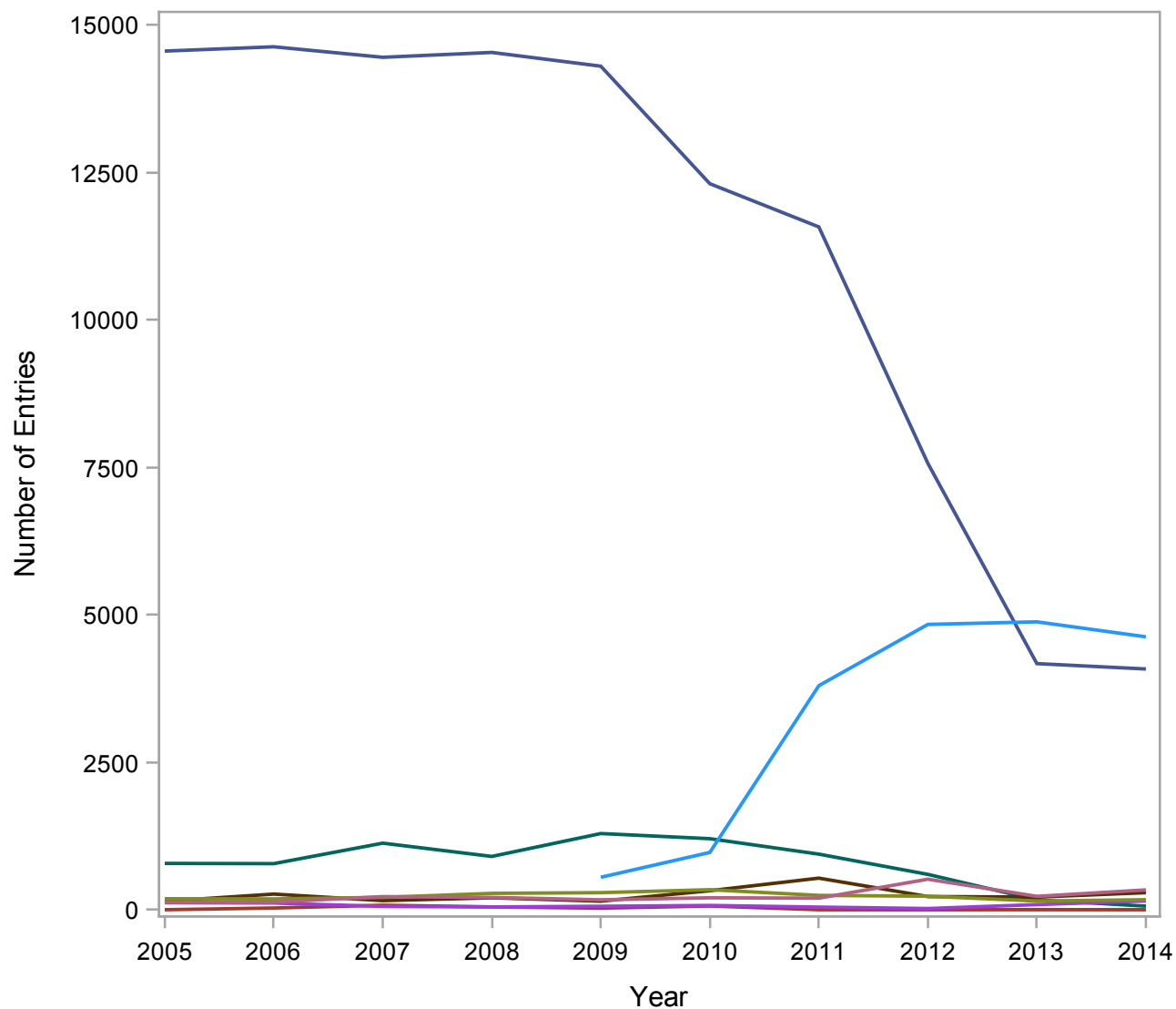
### Cumulative percentage at Grade G by school type





## Numbers of GCSE entries in HUMANITIES by school type 2005-2014

School type	2005	2006	2007	2008	2009	2010	2011	2012	2013	2014
Comprehensive	14553	14626	14448	14530	14297	12305	11573	7566	4171	4080
Grammar	0	29	76	47	27	63	0	0	1	0
Sec Mod	785	781	1128	903	1291	1204	942	599	167	61
Independent	144	265	154	202	145	322	535	223	214	289
Sixth Form	118	113	56	47	58	72	44	20	87	148
FE/Tertiary	186	183	209	277	289	339	243	229	147	169
Academy	.	.	.	.	550	971	3797	4836	4879	4625
Other	125	128	222	208	168	202	196	517	227	336



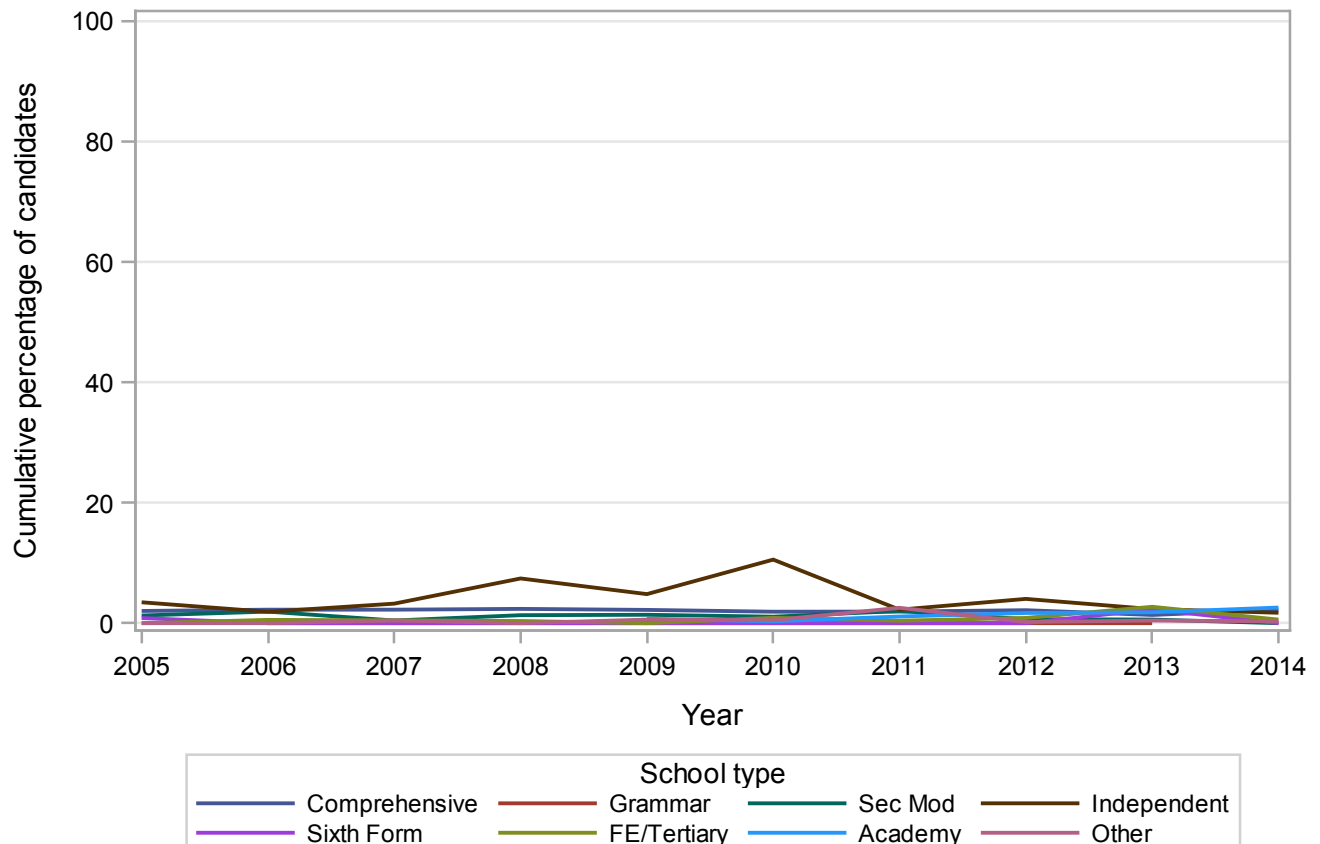
## GCSE HUMANITIES Grade A\* by school type 2005-2014 Cumulative Percentages

School type	2005	2006	2007	2008	2009	2010	2011	2012	2013	2014
Comprehensive	2.0	2.2	2.2	2.4	2.2	1.9	1.9	2.2	1.4	2.2
Grammar	.	0.0	0.0	0.0	0.0	0.0	.	.	0.0	.
Sec Mod	1.3	1.9	0.4	1.3	1.4	1.1	2.0	0.7	0.6	0.0
Independent	3.5	1.9	3.2	7.4	4.8	10.6	2.2	4.0	2.3	1.7
Sixth Form	0.8	0.0	0.0	0.0	0.0	0.0	0.0	0.0	2.3	0.0
FE/Tertiary	0.0	0.5	0.5	0.4	0.0	0.9	0.4	0.9	2.7	0.6
Academy	.	.	.	.	0.7	0.3	1.1	1.7	1.8	2.6
Other	0.0	0.0	0.5	0.0	0.6	0.5	2.6	0.2	0.4	0.3

### Cumulative Numbers

School type	2005	2006	2007	2008	2009	2010	2011	2012	2013	2014
Comprehensive	295	328	324	345	315	234	223	163	57	91
Grammar	0	0	0	0	0	0	0	0	0	0
Sec Mod	10	15	5	12	18	13	19	4	1	0
Independent	5	5	5	15	7	34	12	9	5	5
Sixth Form	1	0	0	0	0	0	0	0	2	0
FE/Tertiary	0	1	1	1	0	3	1	2	4	1
Academy	.	.	.	.	4	3	42	82	88	120
Other	0	0	1	0	1	1	5	1	1	1

### Cumulative percentage at Grade A\* by school type



## GCSE HUMANITIES Grade A by school type 2005-2014

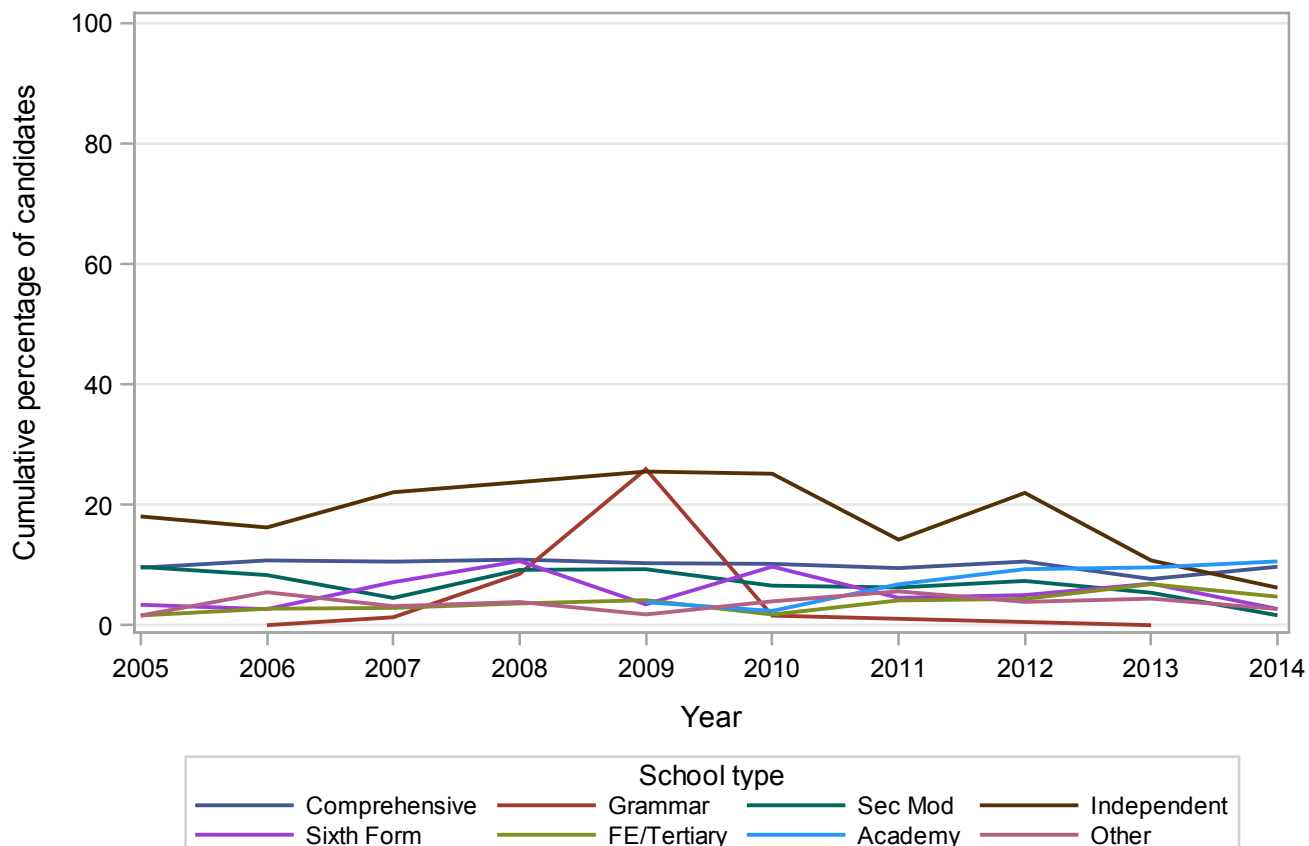
### Cumulative Percentages

School type	2005	2006	2007	2008	2009	2010	2011	2012	2013	2014
Comprehensive	9.5	10.8	10.6	10.9	10.3	10.2	9.5	10.6	7.7	9.7
Grammar	.	0.0	1.3	8.5	25.9	1.6	.	.	0.0	.
Sec Mod	9.7	8.3	4.5	9.2	9.3	6.6	6.3	7.3	5.4	1.6
Independent	18.1	16.2	22.1	23.8	25.5	25.2	14.2	22.0	10.7	6.2
Sixth Form	3.4	2.7	7.1	10.6	3.4	9.7	4.5	5.0	6.9	2.7
FE/Tertiary	1.6	2.7	2.9	3.6	4.2	1.8	4.1	4.4	6.8	4.7
Academy	.	.	.	.	3.8	2.4	6.8	9.3	9.6	10.6
Other	1.6	5.5	3.2	3.8	1.8	4.0	5.6	3.9	4.4	2.7

### Cumulative Numbers

School type	2005	2006	2007	2008	2009	2010	2011	2012	2013	2014
Comprehensive	1388	1573	1525	1584	1472	1253	1097	800	320	396
Grammar	0	0	1	4	7	1	0	0	0	0
Sec Mod	76	65	51	83	120	79	59	44	9	1
Independent	26	43	34	48	37	81	76	49	23	18
Sixth Form	4	3	4	5	2	7	2	1	6	4
FE/Tertiary	3	5	6	10	12	6	10	10	10	8
Academy	.	.	.	.	21	23	258	450	468	490
Other	2	7	7	8	3	8	11	20	10	9

### Cumulative percentage at Grade A by school type



## GCSE HUMANITIES Grade B by school type 2005-2014

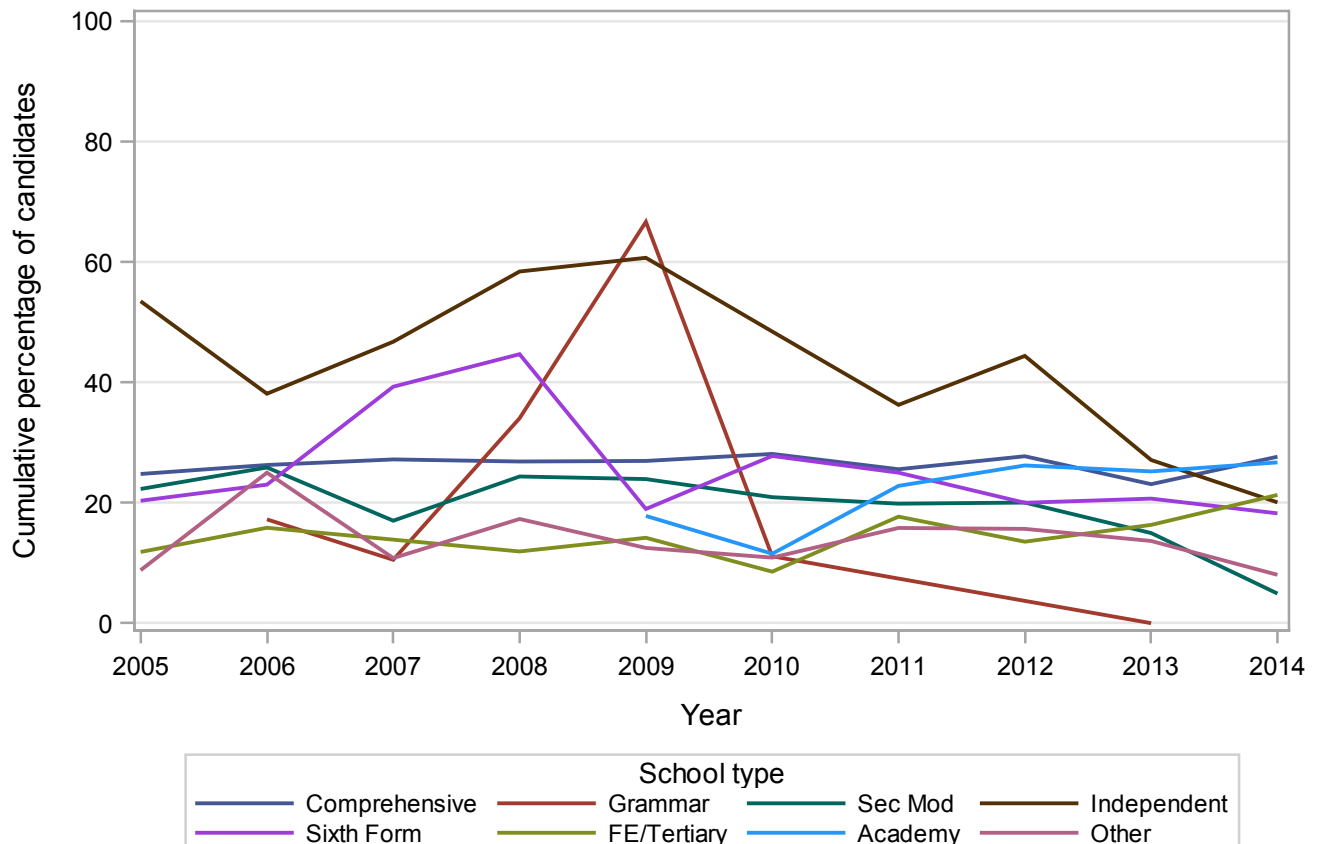
### Cumulative Percentages

School type	2005	2006	2007	2008	2009	2010	2011	2012	2013	2014
Comprehensive	24.8	26.3	27.2	26.9	26.9	28.1	25.6	27.7	23.1	27.6
Grammar	.	17.2	10.5	34.0	66.7	11.1	.	.	0.0	.
Sec Mod	22.3	25.9	17.0	24.4	23.9	20.9	19.9	20.0	15.0	4.9
Independent	53.5	38.1	46.8	58.4	60.7	48.4	36.3	44.4	27.1	20.1
Sixth Form	20.3	23.0	39.3	44.7	19.0	27.8	25.0	20.0	20.7	18.2
FE/Tertiary	11.8	15.8	13.9	11.9	14.2	8.6	17.7	13.5	16.3	21.3
Academy	.	.	.	.	17.8	11.5	22.8	26.2	25.2	26.7
Other	8.8	25.0	10.8	17.3	12.5	10.9	15.8	15.7	13.7	8.0

### Cumulative Numbers

School type	2005	2006	2007	2008	2009	2010	2011	2012	2013	2014
Comprehensive	3607	3843	3930	3902	3853	3459	2959	2098	963	1128
Grammar	0	5	8	16	18	7	0	0	0	0
Sec Mod	175	202	192	220	309	252	187	120	25	3
Independent	77	101	72	118	88	156	194	99	58	58
Sixth Form	24	26	22	21	11	20	11	4	18	27
FE/Tertiary	22	29	29	33	41	29	43	31	24	36
Academy	.	.	.	.	98	112	866	1267	1230	1235
Other	11	32	24	36	21	22	31	81	31	27

### Cumulative percentage at Grade B by school type



## GCSE HUMANITIES Grade C by school type 2005-2014

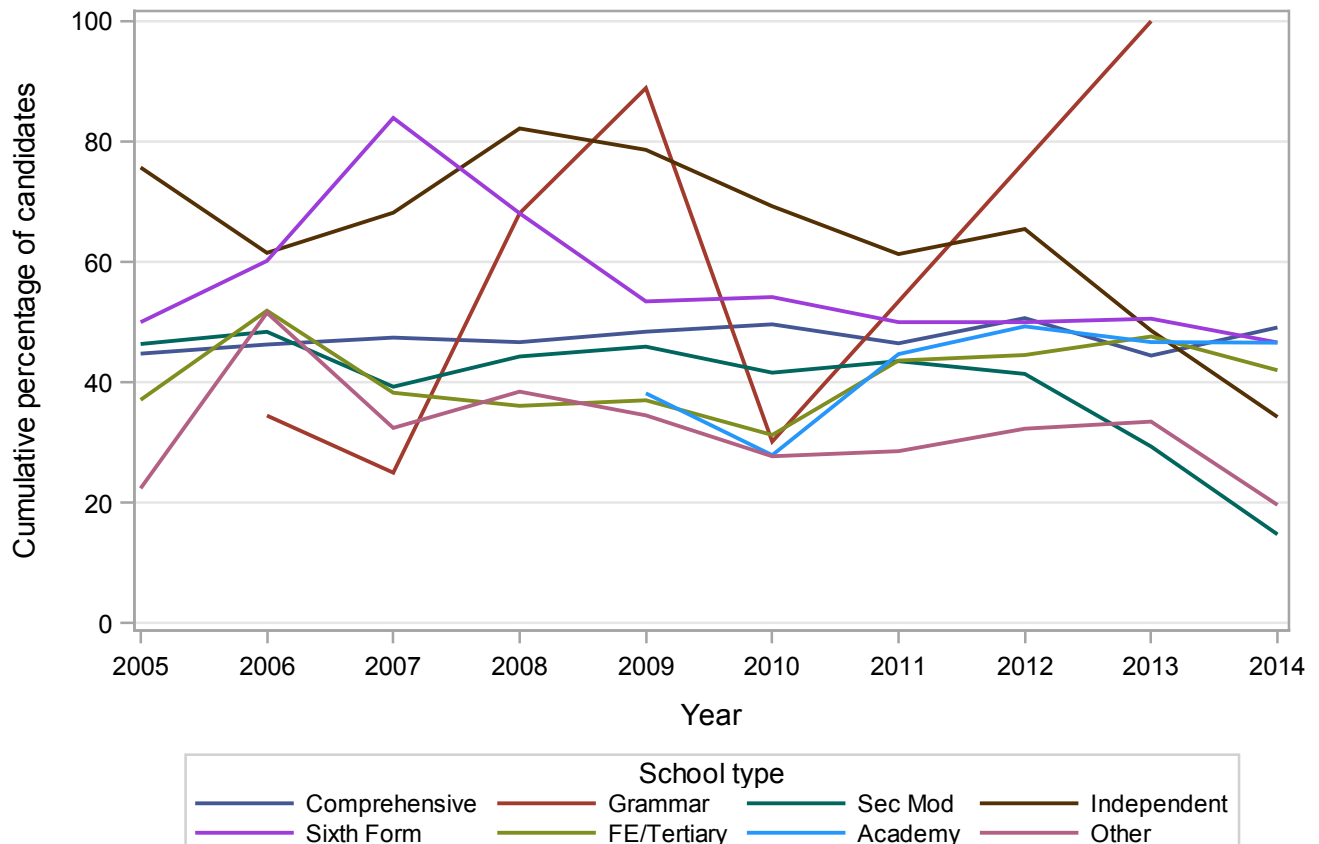
### Cumulative Percentages

School type	2005	2006	2007	2008	2009	2010	2011	2012	2013	2014
Comprehensive	44.8	46.3	47.4	46.7	48.4	49.6	46.5	50.7	44.4	49.1
Grammar	.	34.5	25.0	68.1	88.9	30.2	.	.	100.0	.
Sec Mod	46.4	48.4	39.3	44.3	45.9	41.6	43.5	41.4	29.3	14.8
Independent	75.7	61.5	68.2	82.2	78.6	69.3	61.3	65.5	48.6	34.3
Sixth Form	50.0	60.2	83.9	68.1	53.4	54.2	50.0	50.0	50.6	46.6
FE/Tertiary	37.1	51.9	38.3	36.1	37.0	31.3	43.6	44.5	47.6	42.0
Academy	.	.	.	.	38.2	27.9	44.7	49.3	46.7	46.6
Other	22.4	51.6	32.4	38.5	34.5	27.7	28.6	32.3	33.5	19.6

### Cumulative Numbers

School type	2005	2006	2007	2008	2009	2010	2011	2012	2013	2014
Comprehensive	6516	6770	6853	6782	6922	6108	5380	3834	1854	2004
Grammar	0	10	19	32	24	19	0	0	1	0
Sec Mod	364	378	443	400	593	501	410	248	49	9
Independent	109	163	105	166	114	223	328	146	104	99
Sixth Form	59	68	47	32	31	39	22	10	44	69
FE/Tertiary	69	95	80	100	107	106	106	102	70	71
Academy	.	.	.	.	210	271	1697	2384	2278	2155
Other	28	66	72	80	58	56	56	167	76	66

### Cumulative percentage at Grade C by school type



## GCSE HUMANITIES Grade D by school type 2005-2014

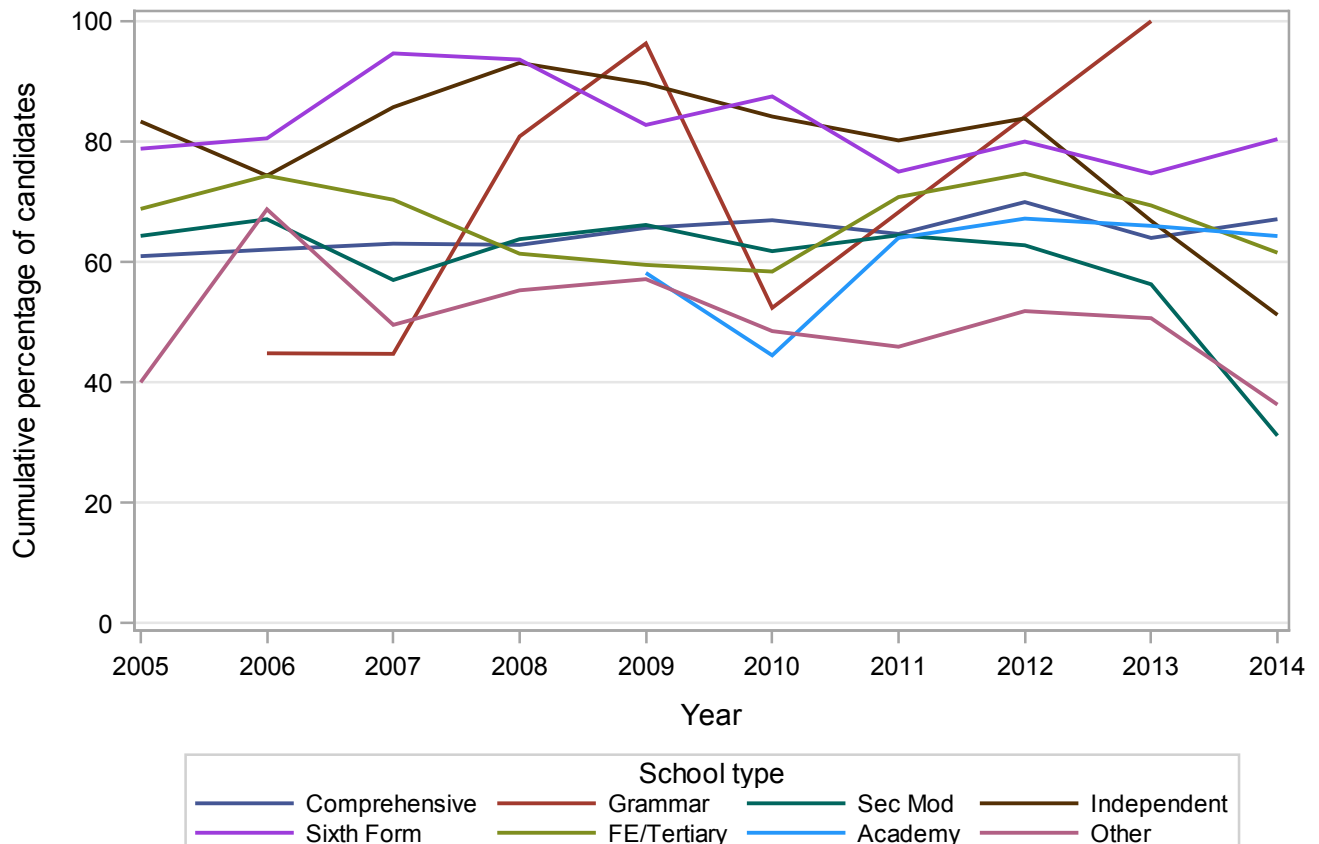
### Cumulative Percentages

School type	2005	2006	2007	2008	2009	2010	2011	2012	2013	2014
Comprehensive	61.0	62.0	63.0	62.8	65.7	66.9	64.7	69.9	64.0	67.1
Grammar	.	44.8	44.7	80.9	96.3	52.4	.	.	100.0	.
Sec Mod	64.3	67.1	57.0	63.8	66.2	61.8	64.4	62.8	56.3	31.1
Independent	83.3	74.3	85.7	93.1	89.7	84.2	80.2	83.9	66.8	51.2
Sixth Form	78.8	80.5	94.6	93.6	82.8	87.5	75.0	80.0	74.7	80.4
FE/Tertiary	68.8	74.3	70.3	61.4	59.5	58.4	70.8	74.7	69.4	61.5
Academy	.	.	.	.	58.2	44.5	64.0	67.2	66.0	64.3
Other	40.0	68.8	49.5	55.3	57.1	48.5	45.9	51.8	50.7	36.3

### Cumulative Numbers

School type	2005	2006	2007	2008	2009	2010	2011	2012	2013	2014
Comprehensive	8872	9075	9108	9131	9387	8236	7482	5292	2669	2738
Grammar	0	13	34	38	26	33	0	0	1	0
Sec Mod	505	524	643	576	854	744	607	376	94	19
Independent	120	197	132	188	130	271	429	187	143	148
Sixth Form	93	91	53	44	48	63	33	16	65	119
FE/Tertiary	128	136	147	170	172	198	172	171	102	104
Academy	.	.	.	.	320	432	2430	3250	3220	2974
Other	50	88	110	115	96	98	90	268	115	122

### Cumulative percentage at Grade D by school type



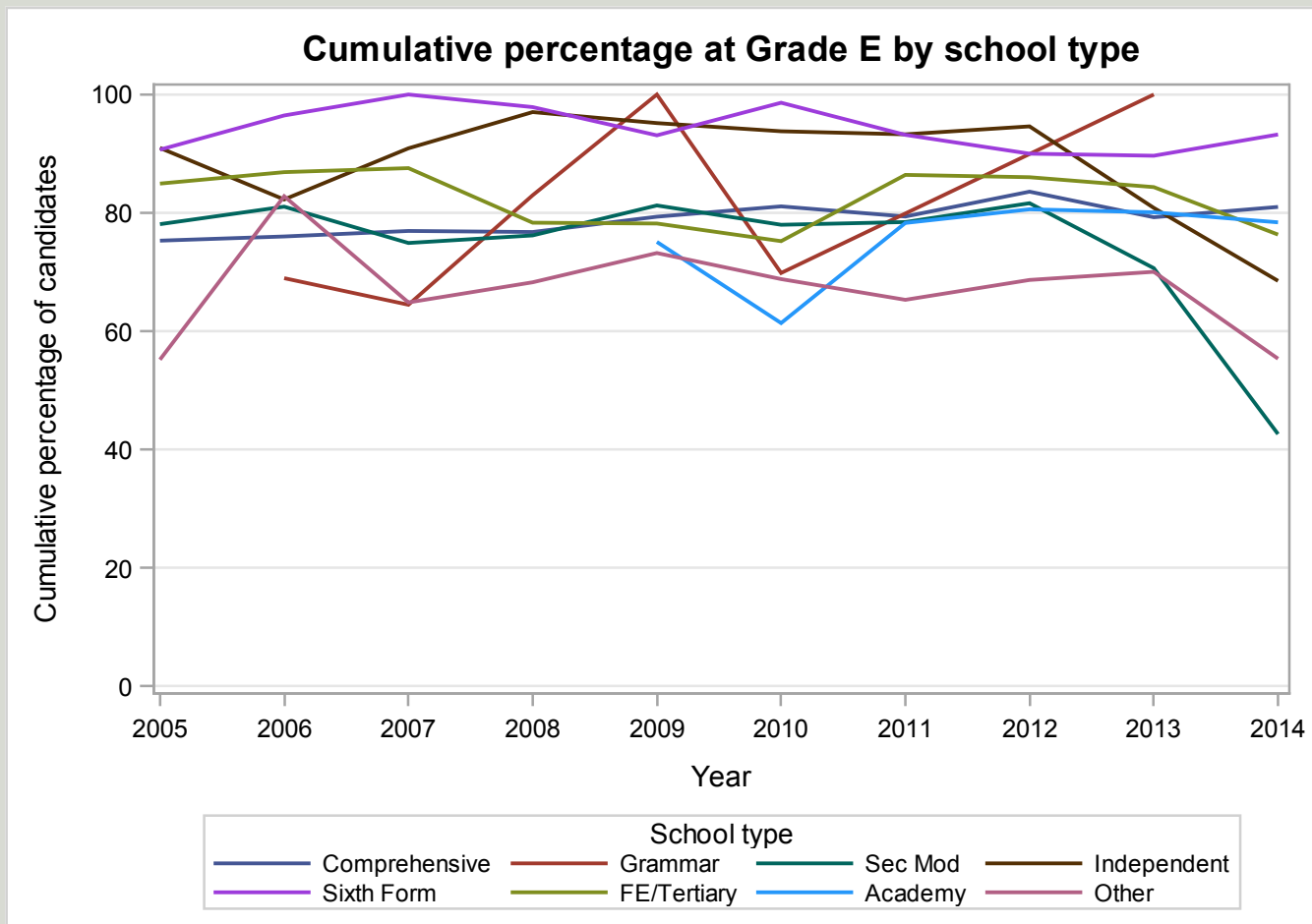
## GCSE HUMANITIES Grade E by school type 2005-2014

### Cumulative Percentages

School type	2005	2006	2007	2008	2009	2010	2011	2012	2013	2014
Comprehensive	75.3	76.0	76.9	76.8	79.4	81.1	79.4	83.6	79.3	81.0
Grammar	.	69.0	64.5	83.0	100.0	69.8	.	.	100.0	.
Sec Mod	78.1	81.0	74.9	76.2	81.3	78.0	78.5	81.6	70.7	42.6
Independent	91.0	82.3	90.9	97.0	95.2	93.8	93.3	94.6	80.8	68.5
Sixth Form	90.7	96.5	100.0	97.9	93.1	98.6	93.2	90.0	89.7	93.2
FE/Tertiary	84.9	86.9	87.6	78.3	78.2	75.2	86.4	86.0	84.4	76.3
Academy	.	.	.	.	75.1	61.4	78.3	80.6	80.1	78.4
Other	55.2	82.8	64.9	68.3	73.2	68.8	65.3	68.7	70.0	55.4

### Cumulative Numbers

School type	2005	2006	2007	2008	2009	2010	2011	2012	2013	2014
Comprehensive	10959	11118	11117	11154	11345	9979	9187	6324	3306	3305
Grammar	0	20	49	39	27	44	0	0	1	0
Sec Mod	613	633	845	688	1049	939	739	489	118	26
Independent	131	218	140	196	138	302	499	211	173	198
Sixth Form	107	109	56	46	54	71	41	18	78	138
FE/Tertiary	158	159	183	217	226	255	210	197	124	129
Academy	.	.	.	.	413	596	2973	3898	3908	3626
Other	69	106	144	142	123	139	128	355	159	186

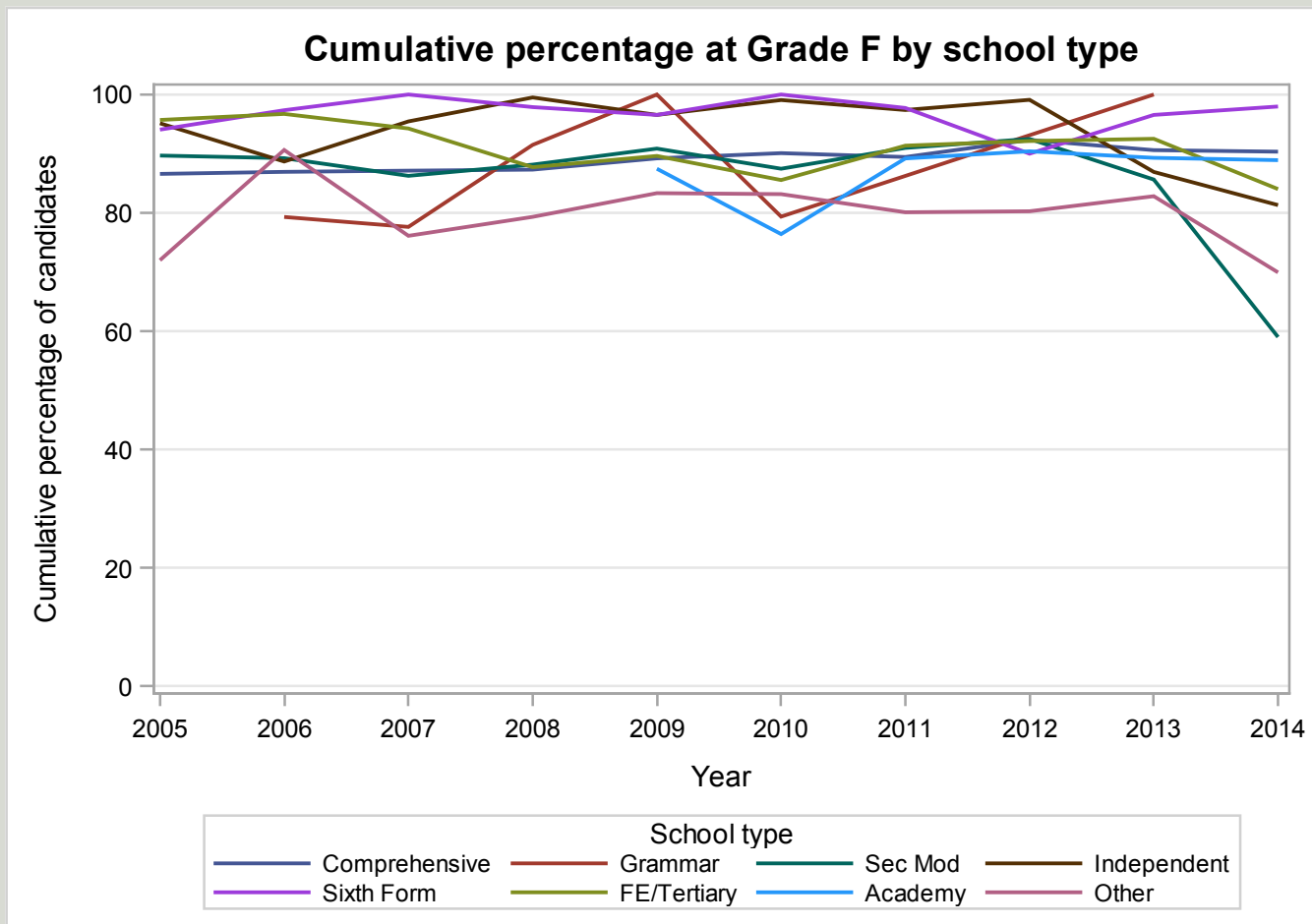


## GCSE HUMANITIES Grade F by school type 2005-2014 Cumulative Percentages

School type	2005	2006	2007	2008	2009	2010	2011	2012	2013	2014
Comprehensive	86.6	86.9	87.1	87.3	89.2	90.1	89.4	92.3	90.6	90.3
Grammar	.	79.3	77.6	91.5	100.0	79.4	.	.	100.0	.
Sec Mod	89.7	89.2	86.3	88.2	90.9	87.5	91.0	92.5	85.6	59.0
Independent	95.1	88.7	95.5	99.5	96.6	99.1	97.4	99.1	86.9	81.3
Sixth Form	94.1	97.3	100.0	97.9	96.6	100.0	97.7	90.0	96.6	98.0
FE/Tertiary	95.7	96.7	94.3	87.7	89.6	85.5	91.4	92.1	92.5	84.0
Academy	.	.	.	.	87.5	76.4	89.2	90.4	89.3	88.9
Other	72.0	90.6	76.1	79.3	83.3	83.2	80.1	80.3	82.8	69.9

### Cumulative Numbers

School type	2005	2006	2007	2008	2009	2010	2011	2012	2013	2014
Comprehensive	12601	12715	12589	12686	12755	11086	10351	6986	3779	3686
Grammar	0	23	59	43	27	50	0	0	1	0
Sec Mod	704	697	973	796	1173	1053	857	554	143	36
Independent	137	235	147	201	140	319	521	221	186	235
Sixth Form	111	110	56	46	56	72	43	18	84	145
FE/Tertiary	178	177	197	243	259	290	222	211	136	142
Academy	.	.	.	.	481	742	3387	4372	4357	4112
Other	90	116	169	165	140	168	157	415	188	235





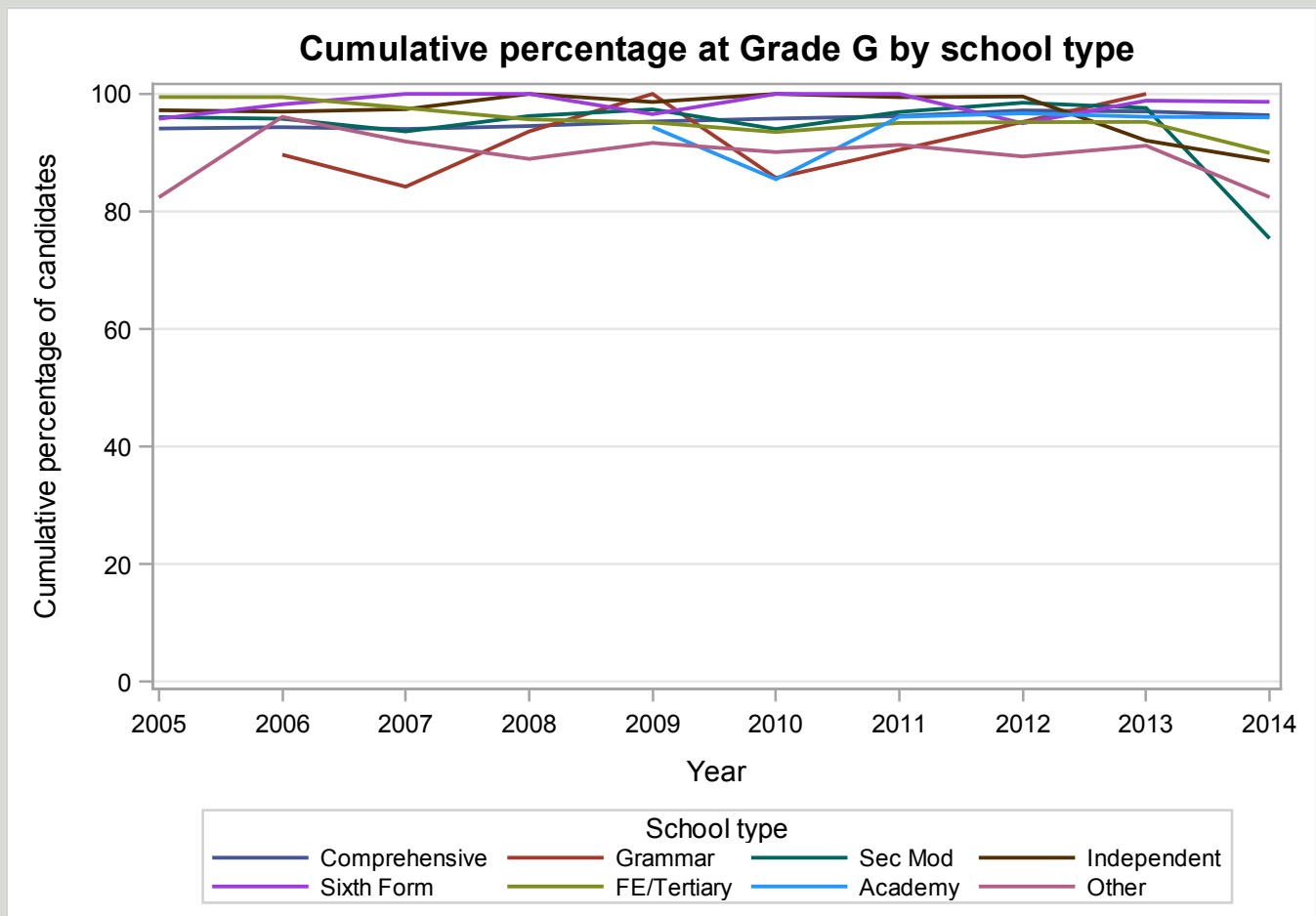
## GCSE HUMANITIES Grade G by school type 2005-2014

### Cumulative Percentages

School type	2005	2006	2007	2008	2009	2010	2011	2012	2013	2014
Comprehensive	94.1	94.3	94.0	94.5	95.3	95.8	96.2	97.2	97.0	96.4
Grammar	.	89.7	84.2	93.6	100.0	85.7	.	.	100.0	.
Sec Mod	96.1	95.8	93.6	96.2	97.4	94.0	96.9	98.5	97.6	75.4
Independent	97.2	97.0	97.4	100.0	98.6	100.0	99.4	99.6	92.1	88.6
Sixth Form	95.8	98.2	100.0	100.0	96.6	100.0	100.0	95.0	98.9	98.6
FE/Tertiary	99.5	99.5	97.6	95.7	95.2	93.5	95.1	95.2	95.2	89.9
Academy	.	.	.	.	94.4	85.5	96.1	96.7	96.1	96.0
Other	82.4	96.1	91.9	88.9	91.7	90.1	91.3	89.4	91.2	82.4

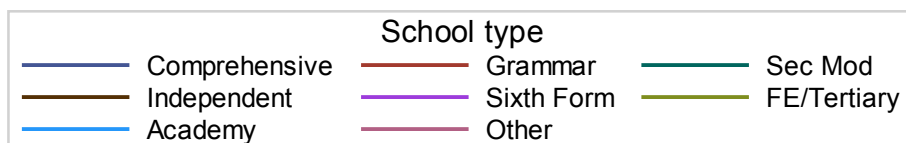
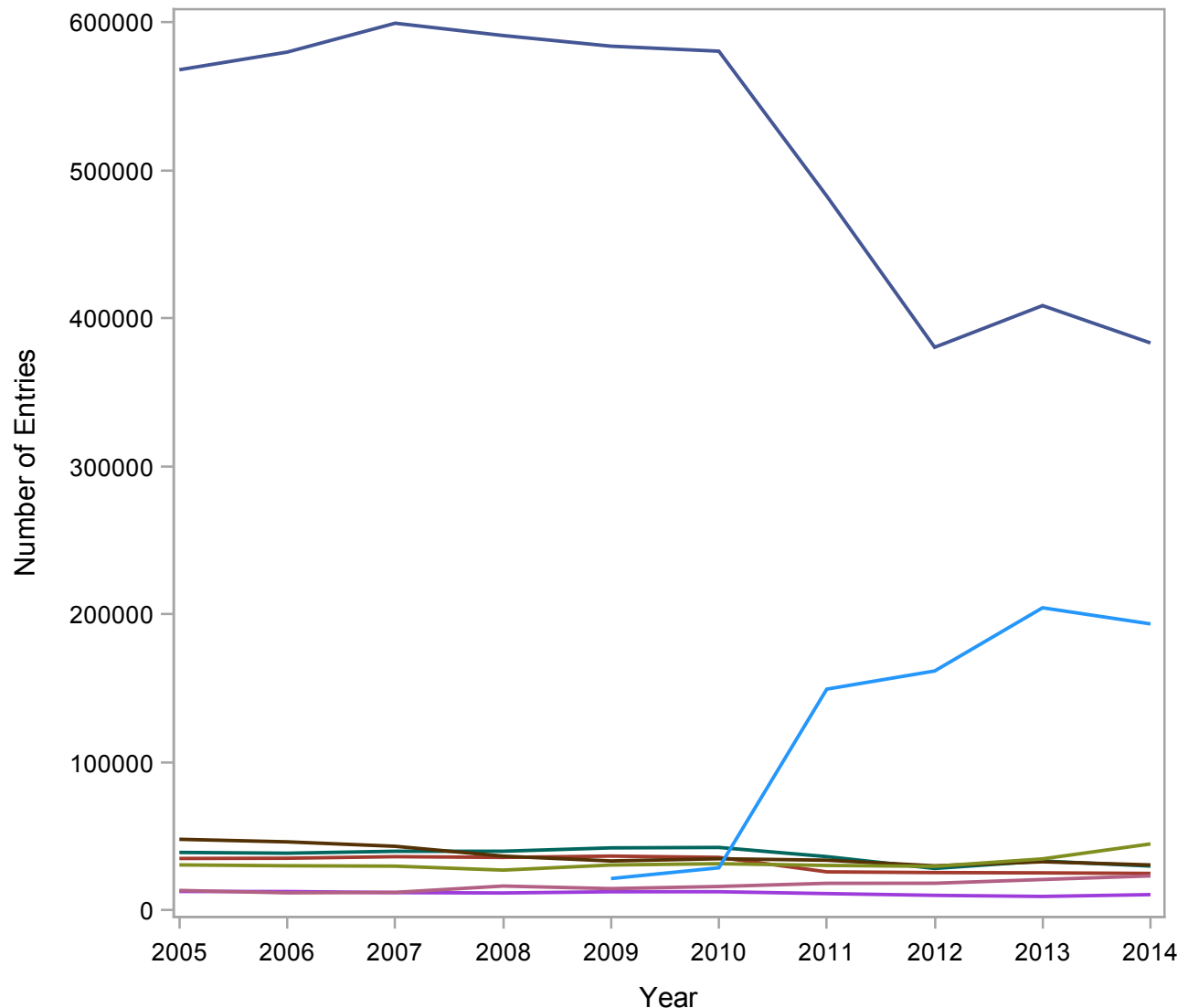
### Cumulative Numbers

School type	2005	2006	2007	2008	2009	2010	2011	2012	2013	2014
Comprehensive	13695	13798	13585	13736	13626	11788	11136	7353	4046	3932
Grammar	0	26	64	44	27	54	0	0	1	0
Sec Mod	754	748	1056	869	1257	1132	913	590	163	46
Independent	140	257	150	202	143	322	532	222	197	256
Sixth Form	113	111	56	47	56	72	44	19	86	146
FE/Tertiary	185	182	204	265	275	317	231	218	140	152
Academy	.	.	.	.	519	830	3649	4676	4689	4440
Other	103	123	204	185	154	182	179	462	207	277



## Numbers of GCSE entries in MATHEMATICS by school type 2005-2014

School type	2005	2006	2007	2008	2009	2010	2011	2012	2013	2014
<b>Comprehensive</b>	567787	579726	599217	590901	583703	580315	482440	380298	408448	383224
<b>Grammar</b>	34930	35102	36150	35660	36545	35677	25891	25411	25203	24848
<b>Sec Mod</b>	39027	38497	39808	39830	42093	42388	36183	28198	33216	29819
<b>Independent</b>	47898	46172	43161	36521	33264	34759	33764	29972	32707	30554
<b>Sixth Form</b>	12653	12603	11887	11618	12451	12457	11206	10035	9286	10528
<b>FE/Tertiary</b>	30585	30013	29757	27069	30531	31419	30239	29626	34676	44760
<b>Academy</b>	.	.	.	.	21369	28651	149346	161605	204292	193425
<b>Other</b>	13343	11745	12031	16310	14563	16023	18155	18195	20727	23163



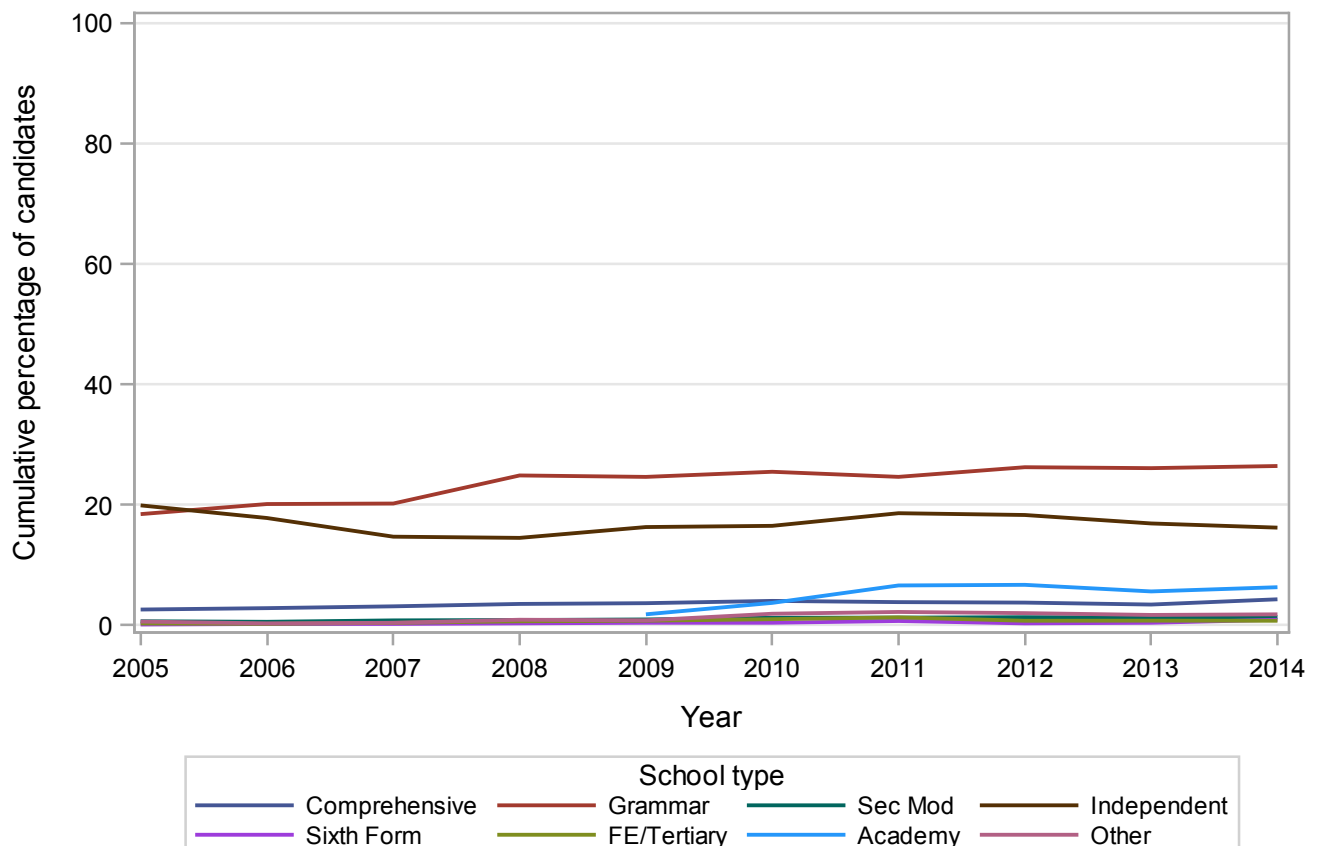
## GCSE MATHEMATICS Grade A\* by school type 2005-2014 Cumulative Percentages

School type	2005	2006	2007	2008	2009	2010	2011	2012	2013	2014
Comprehensive	2.6	2.8	3.1	3.5	3.7	4.0	3.8	3.8	3.4	4.3
Grammar	18.4	20.1	20.2	24.9	24.6	25.5	24.6	26.2	26.1	26.4
Sec Mod	0.6	0.6	0.8	0.9	1.0	1.2	1.3	1.3	1.3	1.3
Independent	19.9	17.8	14.7	14.5	16.3	16.5	18.6	18.3	16.9	16.2
Sixth Form	0.1	0.2	0.2	0.3	0.4	0.4	0.7	0.3	0.4	0.9
FE/Tertiary	0.3	0.2	0.4	0.6	0.7	1.0	1.3	0.7	0.8	0.7
Academy	.	.	.	.	1.8	3.7	6.6	6.7	5.6	6.3
Other	0.6	0.3	0.4	0.9	0.8	1.9	2.2	2.0	1.7	1.8

### Cumulative Numbers

School type	2005	2006	2007	2008	2009	2010	2011	2012	2013	2014
Comprehensive	14762	16395	18746	20863	21314	23416	18471	14270	13994	16479
Grammar	6444	7063	7304	8868	9001	9091	6378	6668	6574	6569
Sec Mod	253	216	316	342	401	521	455	374	423	401
Independent	9532	8219	6345	5296	5422	5735	6280	5485	5527	4950
Sixth Form	13	25	24	35	50	50	78	30	37	95
FE/Tertiary	86	66	114	173	225	312	392	218	261	328
Academy	.	.	.	.	385	1060	9857	10828	11451	12198
Other	80	35	48	147	117	304	399	364	352	417

### Cumulative percentage at Grade A\* by school type



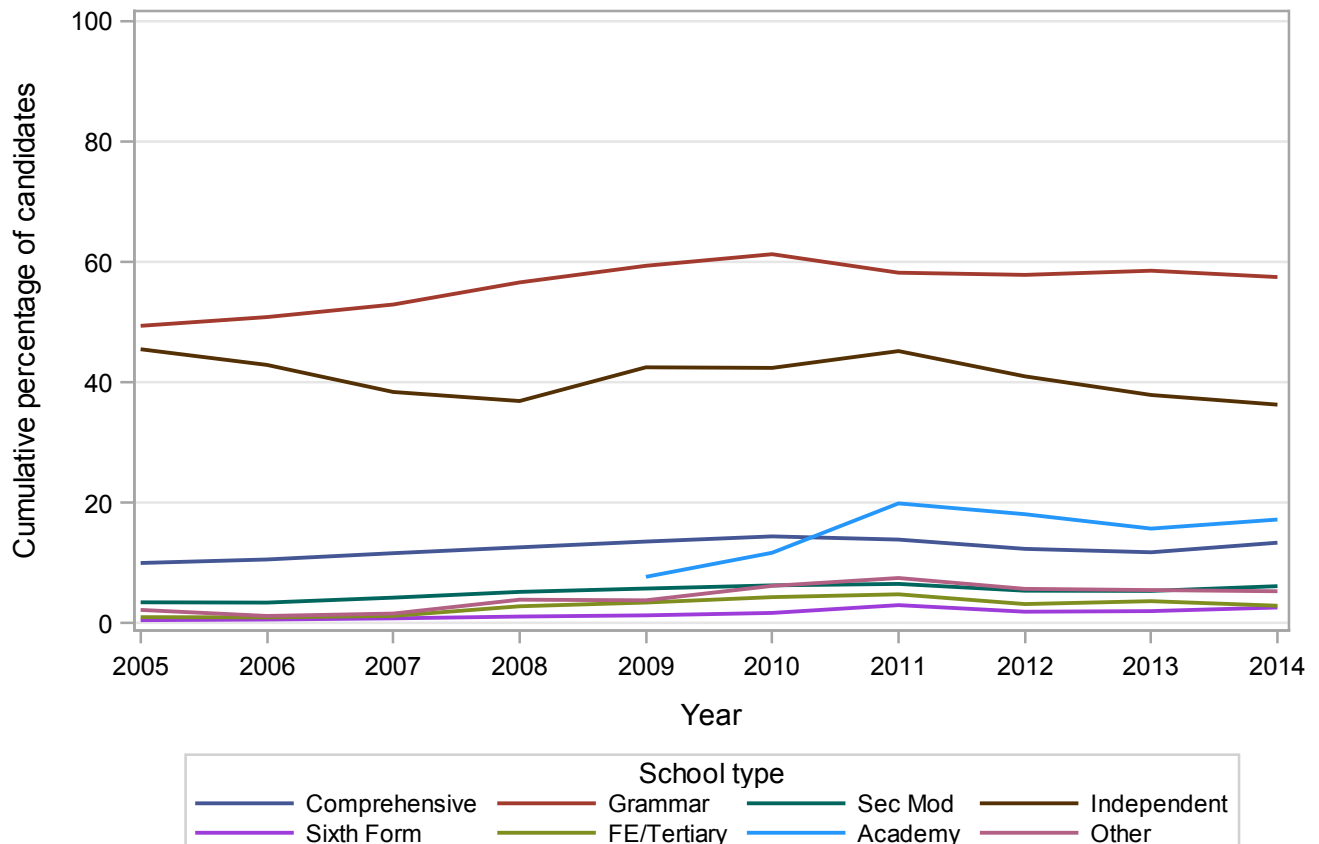
## GCSE MATHEMATICS Grade A by school type 2005-2014 Cumulative Percentages

School type	2005	2006	2007	2008	2009	2010	2011	2012	2013	2014
Comprehensive	10.0	10.6	11.6	12.6	13.6	14.4	13.9	12.3	11.8	13.4
Grammar	49.4	50.8	52.9	56.6	59.4	61.3	58.2	57.9	58.5	57.5
Sec Mod	3.5	3.4	4.2	5.2	5.8	6.3	6.5	5.4	5.4	6.1
Independent	45.5	42.9	38.4	36.9	42.5	42.4	45.2	41.0	37.9	36.3
Sixth Form	0.5	0.6	0.8	1.1	1.3	1.7	3.0	1.9	2.0	2.6
FE/Tertiary	1.0	1.0	1.2	2.8	3.4	4.3	4.8	3.2	3.7	2.9
Academy	.	.	.	.	7.7	11.7	19.9	18.1	15.7	17.2
Other	2.2	1.2	1.6	3.9	3.8	6.2	7.5	5.7	5.5	5.3

### Cumulative Numbers

School type	2005	2006	2007	2008	2009	2010	2011	2012	2013	2014
Comprehensive	56761	61350	69672	74451	79139	83654	66994	46943	48109	51231
Grammar	17253	17848	19134	20184	21695	21866	15073	14701	14756	14285
Sec Mod	1353	1316	1689	2070	2422	2661	2360	1521	1780	1833
Independent	21794	19808	16574	13476	14137	14738	15261	12289	12396	11091
Sixth Form	63	76	95	128	162	212	336	191	186	274
FE/Tertiary	306	289	359	760	1046	1359	1450	941	1268	1296
Academy	.	.	.	.	1645	3352	29720	29251	32097	33302
Other	294	141	192	636	553	993	1362	1037	1140	1228

### Cumulative percentage at Grade A by school type



## GCSE MATHEMATICS Grade B by school type 2005-2014

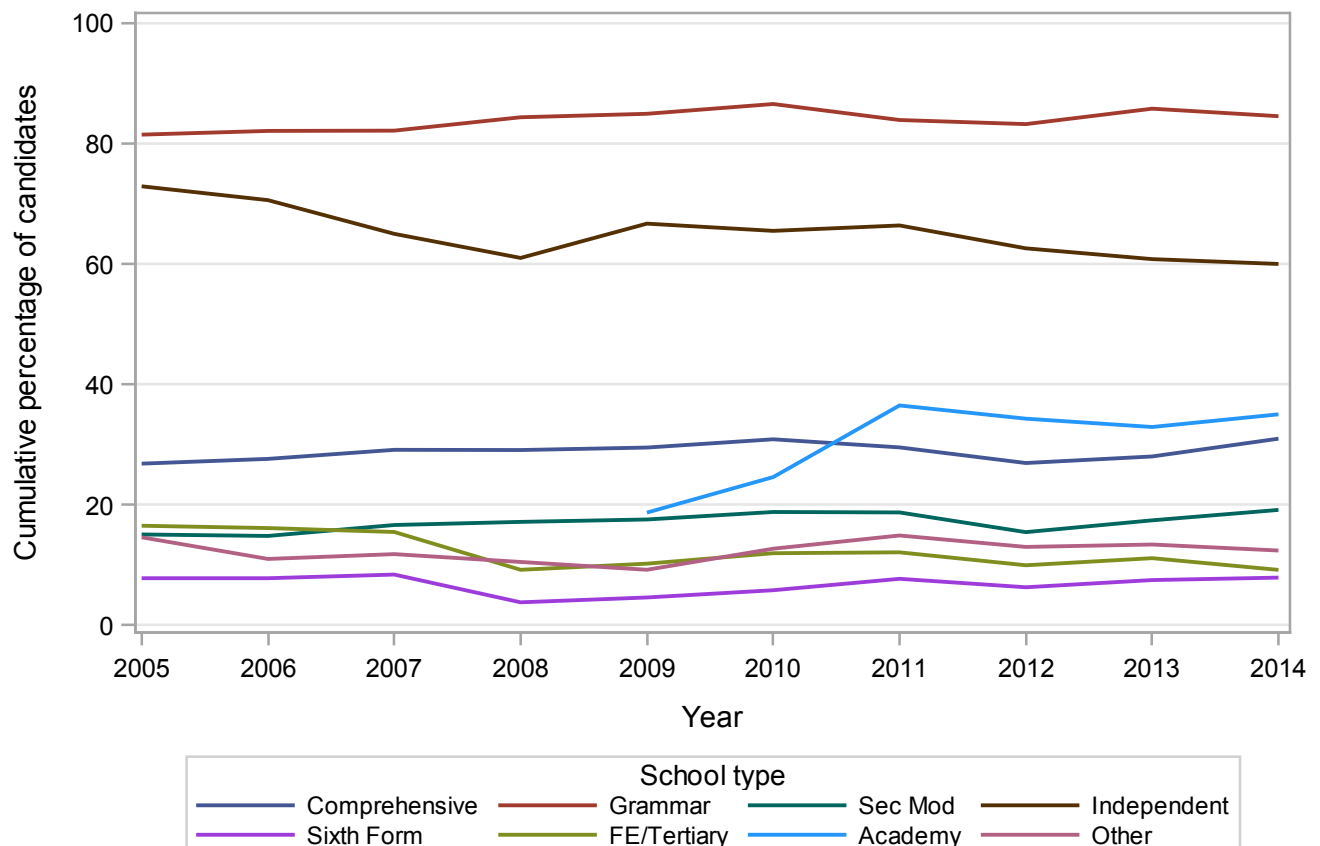
### Cumulative Percentages

School type	2005	2006	2007	2008	2009	2010	2011	2012	2013	2014
Comprehensive	26.8	27.6	29.1	29.1	29.5	30.9	29.5	26.9	28.0	31.0
Grammar	81.5	82.1	82.1	84.4	84.9	86.6	83.9	83.2	85.8	84.5
Sec Mod	15.1	14.8	16.6	17.2	17.6	18.8	18.7	15.5	17.4	19.1
Independent	72.9	70.6	65.0	61.0	66.7	65.5	66.4	62.6	60.8	60.0
Sixth Form	7.8	7.8	8.4	3.8	4.6	5.8	7.7	6.3	7.5	7.9
FE/Tertiary	16.5	16.1	15.5	9.2	10.2	12.0	12.1	10.0	11.1	9.2
Academy	.	.	.	.	18.7	24.6	36.5	34.3	32.9	35.0
Other	14.6	11.0	11.8	10.5	9.2	12.7	14.9	13.0	13.4	12.4

### Cumulative Numbers

School type	2005	2006	2007	2008	2009	2010	2011	2012	2013	2014
Comprehensive	152347	160137	174527	171900	172204	179189	142464	102434	114456	118715
Grammar	28463	28819	29695	30085	31043	30886	21726	21149	21623	21008
Sec Mod	5881	5707	6624	6835	7391	7970	6776	4358	5785	5710
Independent	34918	32597	28055	22278	22187	22767	22419	18762	19886	18332
Sixth Form	987	983	999	441	573	723	863	632	696	832
FE/Tertiary	5051	4842	4606	2490	3119	3756	3659	2948	3859	4111
Academy	.	.	.	.	3996	7048	54511	55431	67247	67742
Other	1948	1292	1420	1713	1340	2035	2705	2365	2777	2872

### Cumulative percentage at Grade B by school type



## GCSE MATHEMATICS Grade C by school type 2005-2014

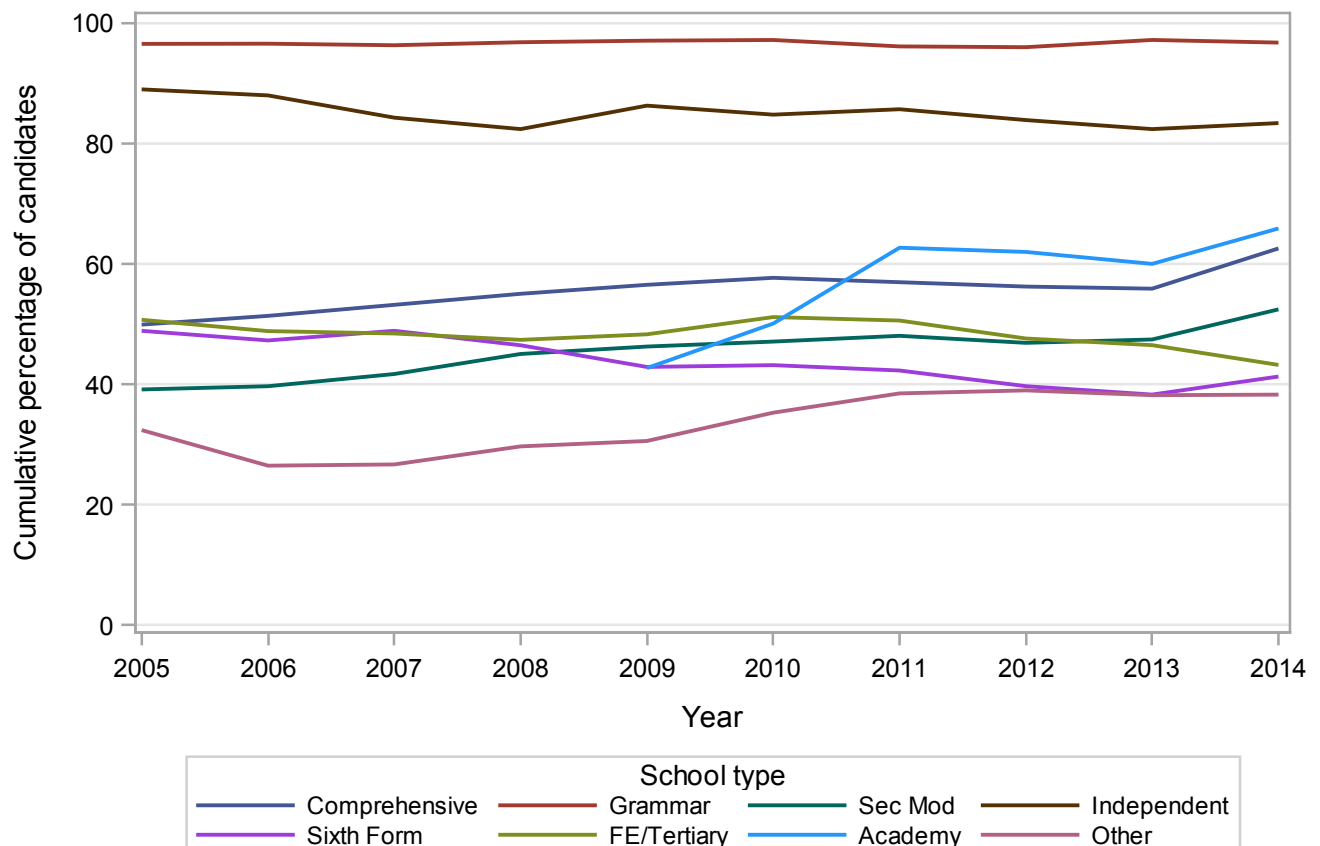
### Cumulative Percentages

School type	2005	2006	2007	2008	2009	2010	2011	2012	2013	2014
Comprehensive	49.9	51.4	53.2	55.0	56.5	57.7	57.0	56.2	55.9	62.6
Grammar	96.6	96.6	96.3	96.8	97.1	97.2	96.1	96.0	97.2	96.8
Sec Mod	39.2	39.7	41.7	45.1	46.3	47.1	48.1	46.9	47.5	52.5
Independent	89.0	88.0	84.3	82.4	86.3	84.8	85.7	83.9	82.4	83.4
Sixth Form	48.9	47.3	48.9	46.5	42.9	43.2	42.3	39.7	38.3	41.3
FE/Tertiary	50.7	48.8	48.5	47.4	48.3	51.2	50.6	47.6	46.5	43.2
Academy	.	.	.	.	42.7	50.1	62.7	62.0	60.0	65.9
Other	32.4	26.5	26.7	29.7	30.6	35.3	38.5	39.0	38.2	38.3

### Cumulative Numbers

School type	2005	2006	2007	2008	2009	2010	2011	2012	2013	2014
Comprehensive	283469	297847	318846	325259	330006	334815	274859	213893	228307	239830
Grammar	33727	33904	34824	34531	35481	34680	24891	24397	24500	24045
Sec Mod	15281	15280	16608	17944	19481	19967	17391	13224	15763	15642
Independent	42629	40631	36385	30093	28707	29476	28936	25147	26951	25482
Sixth Form	6187	5961	5813	5402	5341	5381	4740	3984	3557	4348
FE/Tertiary	15514	14660	14418	12829	14751	16080	15301	14108	16129	19350
Academy	.	.	.	.	9125	14354	93640	100195	122607	127457
Other	4323	3112	3212	4844	4456	5656	6990	7096	7918	8871

### Cumulative percentage at Grade C by school type



## GCSE MATHEMATICS Grade D by school type 2005-2014

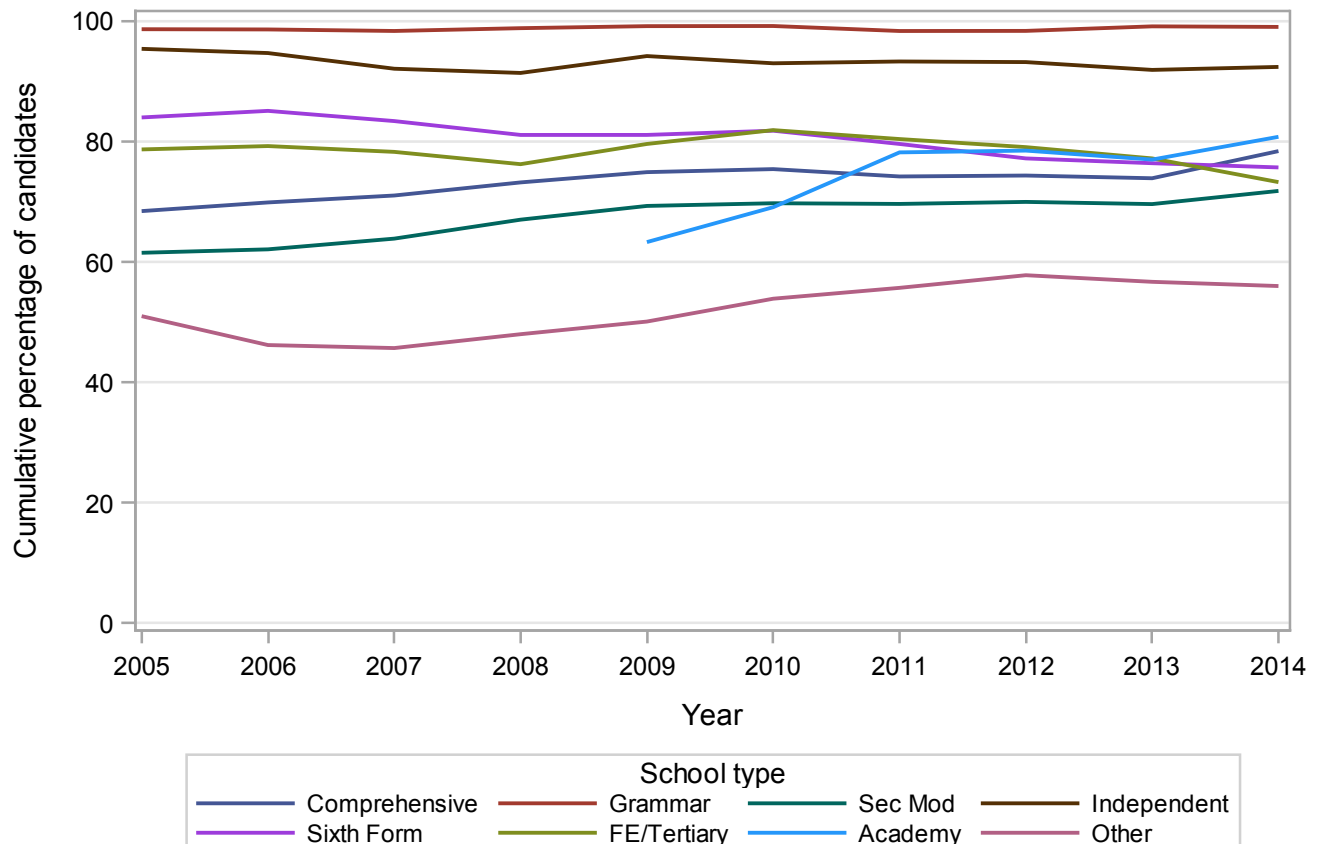
### Cumulative Percentages

School type	2005	2006	2007	2008	2009	2010	2011	2012	2013	2014
Comprehensive	68.4	69.9	71.0	73.2	74.9	75.4	74.2	74.4	73.9	78.4
Grammar	98.7	98.6	98.4	98.8	99.2	99.2	98.4	98.4	99.1	99.0
Sec Mod	61.5	62.1	63.9	67.0	69.3	69.8	69.6	70.0	69.6	71.8
Independent	95.4	94.7	92.1	91.4	94.2	93.0	93.3	93.2	91.9	92.4
Sixth Form	84.0	85.1	83.4	81.1	81.1	81.8	79.6	77.2	76.4	75.7
FE/Tertiary	78.7	79.3	78.3	76.2	79.6	81.9	80.4	79.1	77.2	73.3
Academy	.	.	.	.	63.3	69.1	78.2	78.5	77.0	80.8
Other	51.0	46.2	45.7	48.0	50.1	53.9	55.7	57.8	56.7	56.0

### Cumulative Numbers

School type	2005	2006	2007	2008	2009	2010	2011	2012	2013	2014
Comprehensive	388649	405167	425676	432622	437306	437705	357975	282777	301862	300500
Grammar	34463	34619	35561	35244	36242	35389	25468	25000	24985	24610
Sec Mod	24012	23905	25428	26697	29173	29568	25197	19732	23122	21410
Independent	45695	43725	39751	33380	31335	32326	31502	27934	30058	28232
Sixth Form	10629	10725	9914	9422	10098	10190	8920	7747	7095	7970
FE/Tertiary	24069	23786	23296	20639	24303	25732	24317	23426	26770	32792
Academy	.	.	.	.	13527	19798	116789	126860	157318	156266
Other	6805	5426	5498	7829	7296	8636	10112	10517	11752	12971

### Cumulative percentage at Grade D by school type



## GCSE MATHEMATICS Grade E by school type 2005-2014

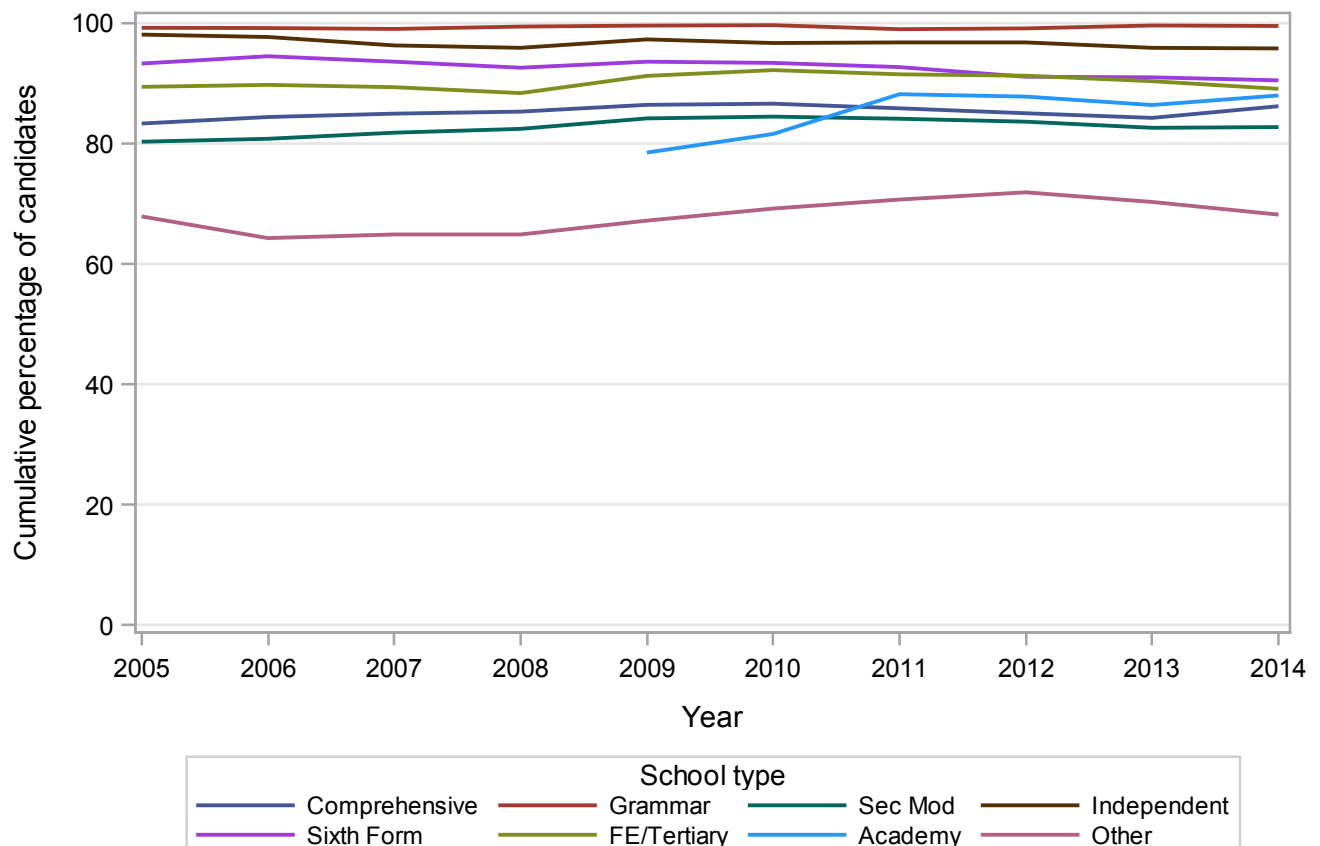
### Cumulative Percentages

School type	2005	2006	2007	2008	2009	2010	2011	2012	2013	2014
Comprehensive	83.3	84.4	85.0	85.3	86.4	86.6	85.9	85.0	84.3	86.2
Grammar	99.2	99.2	99.0	99.4	99.6	99.7	99.0	99.1	99.6	99.5
Sec Mod	80.3	80.8	81.8	82.4	84.2	84.5	84.1	83.6	82.6	82.7
Independent	98.1	97.7	96.3	95.9	97.3	96.7	96.8	96.8	95.9	95.8
Sixth Form	93.3	94.5	93.6	92.6	93.6	93.4	92.7	91.1	91.0	90.5
FE/Tertiary	89.4	89.8	89.4	88.4	91.2	92.2	91.5	91.3	90.4	89.1
Academy	.	.	.	.	78.5	81.6	88.2	87.8	86.4	88.0
Other	67.9	64.3	64.9	64.9	67.2	69.2	70.7	71.9	70.3	68.2

### Cumulative Numbers

School type	2005	2006	2007	2008	2009	2010	2011	2012	2013	2014
Comprehensive	473110	489320	509146	504077	504514	502670	414212	323369	344180	330339
Grammar	34661	34818	35802	35458	36398	35557	25632	25190	25106	24731
Sec Mod	31341	31103	32566	32837	35435	35806	30438	23583	27442	24671
Independent	46988	45110	41564	35024	32366	33612	32684	29013	31366	29271
Sixth Form	11805	11910	11126	10758	11654	11635	10388	9142	8450	9528
FE/Tertiary	27349	26937	26592	23924	27856	28968	27670	27039	31333	39877
Academy	.	.	.	.	16775	23379	131723	141889	176514	170197
Other	9060	7552	7808	10585	9786	11088	12836	13082	14571	15797

### Cumulative percentage at Grade E by school type





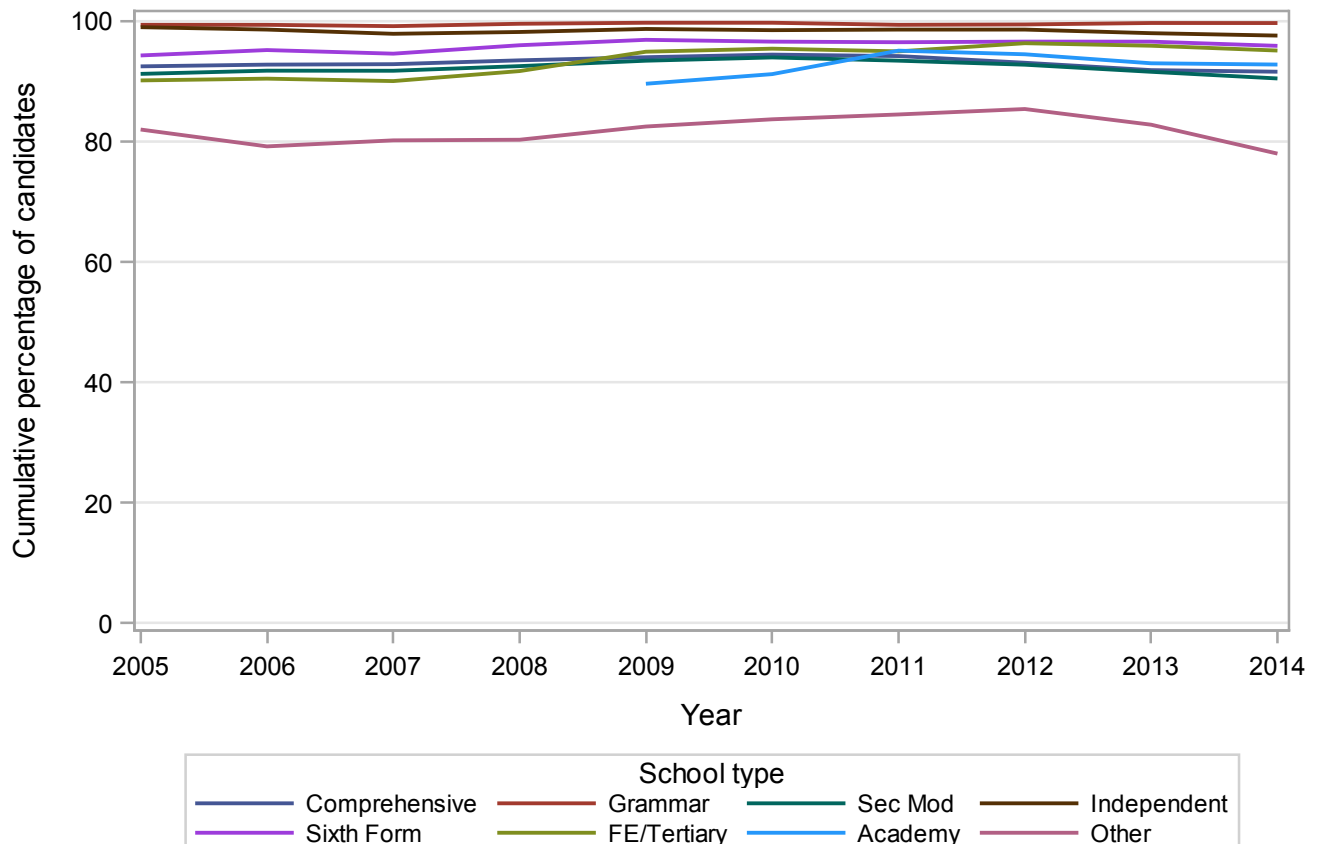
## GCSE MATHEMATICS Grade F by school type 2005-2014 Cumulative Percentages

School type	2005	2006	2007	2008	2009	2010	2011	2012	2013	2014
Comprehensive	92.5	92.8	92.9	93.5	94.0	94.4	94.2	93.1	91.9	91.6
Grammar	99.4	99.4	99.2	99.6	99.7	99.7	99.4	99.4	99.7	99.7
Sec Mod	91.2	91.8	91.8	92.5	93.4	94.0	93.4	92.8	91.6	90.5
Independent	99.0	98.6	97.9	98.2	98.7	98.5	98.6	98.6	98.0	97.6
Sixth Form	94.3	95.2	94.6	96.0	96.9	96.6	96.5	96.6	96.6	95.9
FE/Tertiary	90.2	90.4	90.0	91.7	94.9	95.4	95.0	96.3	95.9	95.1
Academy	.	.	.	.	89.6	91.2	95.1	94.5	93.0	92.8
Other	82.0	79.2	80.2	80.3	82.5	83.7	84.5	85.4	82.8	78.0

### Cumulative Numbers

School type	2005	2006	2007	2008	2009	2010	2011	2012	2013	2014
Comprehensive	525148	537874	556406	552443	548737	548080	454461	354025	375222	351033
Grammar	34718	34888	35851	35505	36448	35582	25733	25271	25126	24770
Sec Mod	35609	35330	36528	36856	39327	39833	33808	26158	30422	26980
Independent	47419	45526	42255	35864	32832	34238	33291	29552	32053	29821
Sixth Form	11932	11998	11245	11153	12065	12033	10814	9694	8970	10096
FE/Tertiary	27575	27146	26795	24824	28981	29983	28721	28541	33259	42574
Academy	.	.	.	.	19147	26130	142028	152717	189991	179485
Other	10941	9302	9649	13097	12014	13411	15341	15539	17162	18067

### Cumulative percentage at Grade F by school type



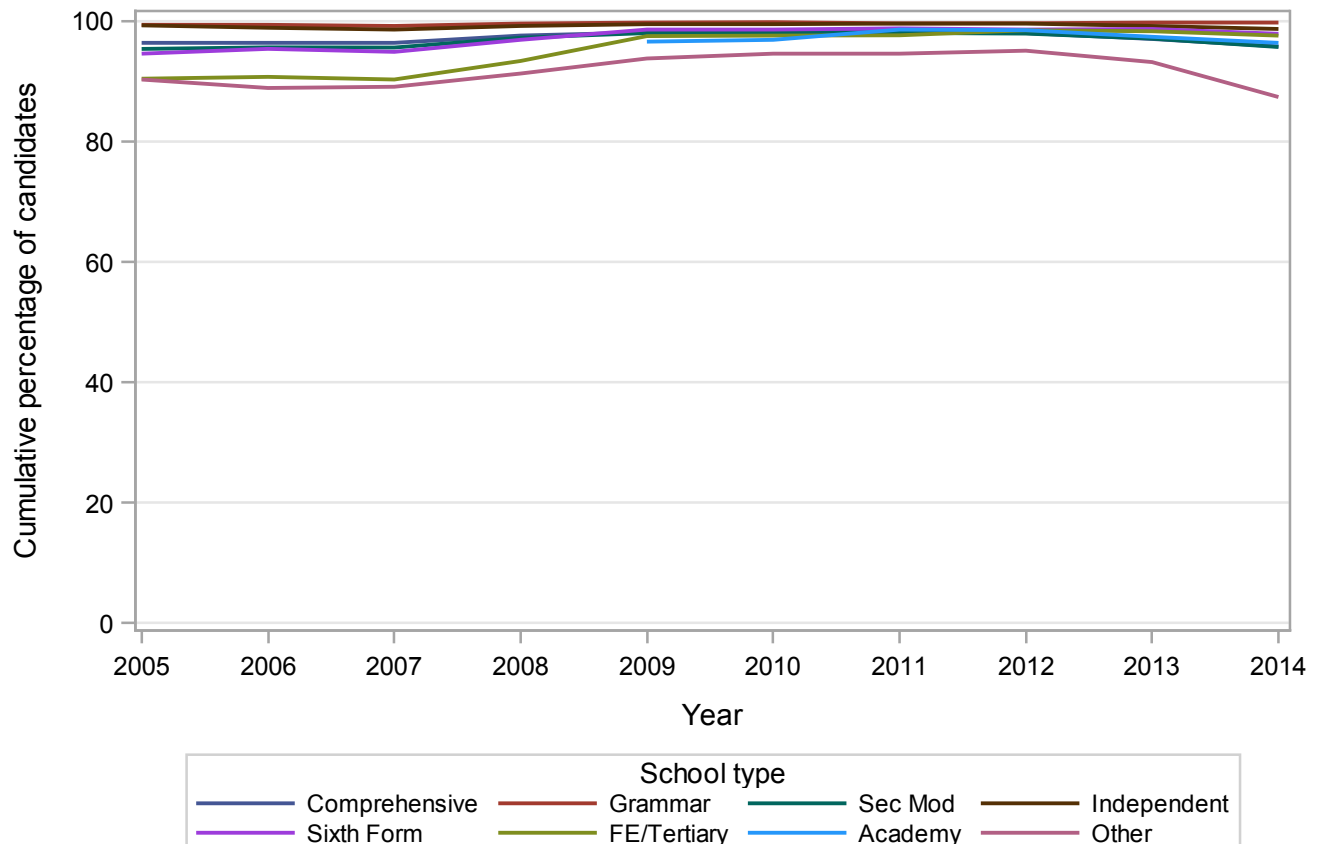
## GCSE MATHEMATICS Grade G by school type 2005-2014 Cumulative Percentages

School type	2005	2006	2007	2008	2009	2010	2011	2012	2013	2014
Comprehensive	96.4	96.4	96.4	97.6	98.1	98.4	98.4	98.0	97.0	95.8
Grammar	99.4	99.4	99.2	99.6	99.8	99.8	99.6	99.6	99.8	99.8
Sec Mod	95.4	95.7	95.6	97.2	98.0	98.1	98.0	97.9	97.1	95.7
Independent	99.3	98.9	98.6	99.2	99.5	99.5	99.6	99.6	99.2	98.7
Sixth Form	94.6	95.4	94.9	96.9	98.6	98.6	98.8	98.6	98.7	97.9
FE/Tertiary	90.4	90.7	90.3	93.4	97.5	97.6	97.7	98.5	98.3	97.6
Academy	.	.	.	.	96.6	96.9	98.6	98.5	97.4	96.4
Other	90.3	88.9	89.1	91.3	93.8	94.6	94.6	95.1	93.2	87.4

### Cumulative Numbers

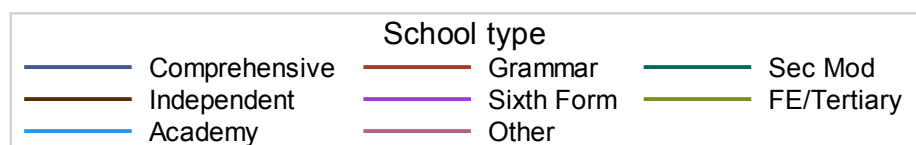
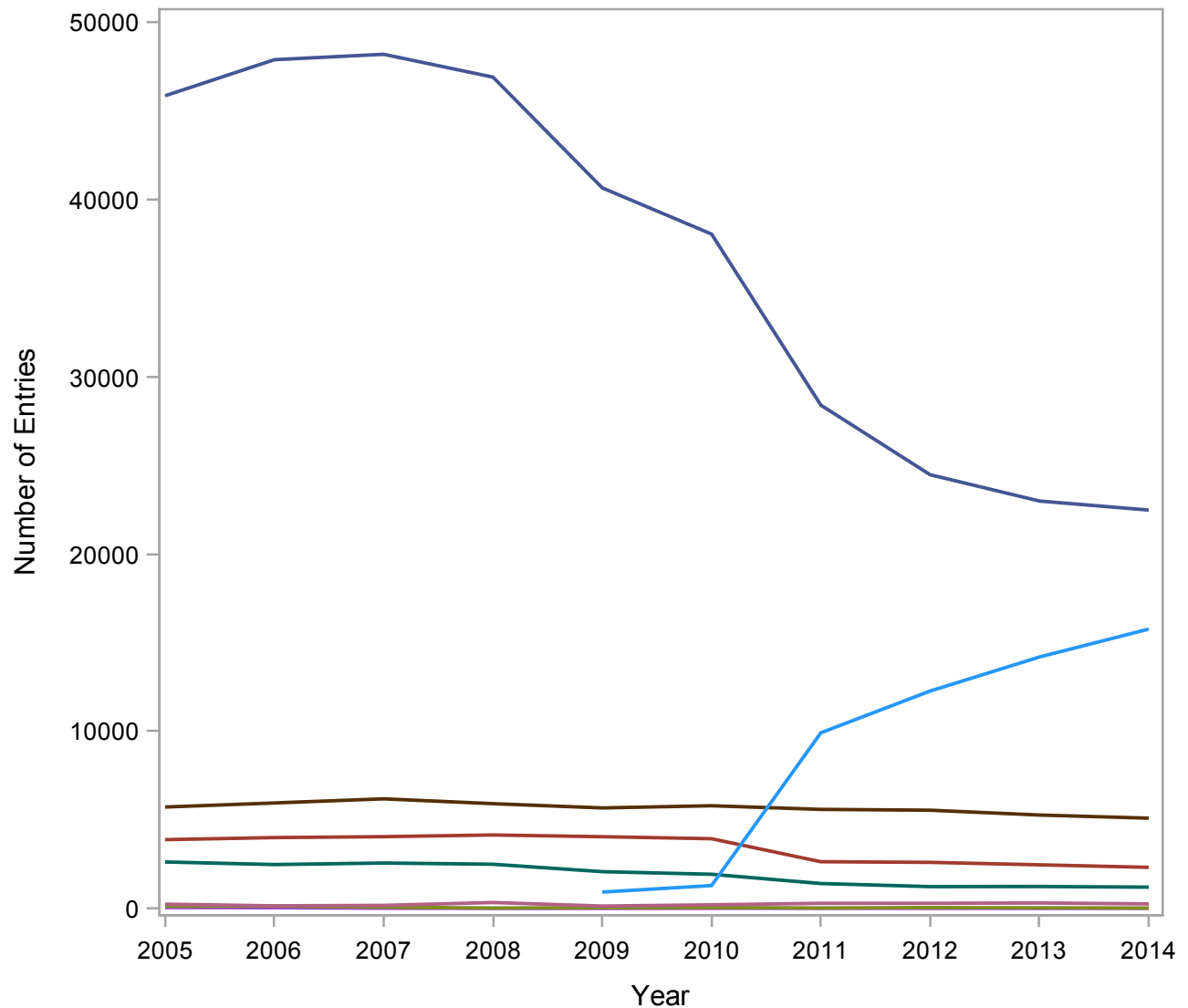
School type	2005	2006	2007	2008	2009	2010	2011	2012	2013	2014
Comprehensive	547329	558846	577641	576763	572732	570856	474859	372791	396354	367129
Grammar	34718	34888	35862	35517	36461	35618	25794	25322	25145	24790
Sec Mod	37228	36823	38062	38734	41261	41589	35474	27616	32253	28539
Independent	47563	45664	42557	36229	33098	34585	33629	29852	32445	30157
Sixth Form	11970	12023	11281	11258	12277	12283	11072	9895	9165	10307
FE/Tertiary	27661	27236	26873	25279	29773	30666	29529	29179	34094	43686
Academy	.	.	.	.	20642	27763	147255	159181	198984	186450
Other	12049	10441	10720	14891	13660	15158	17175	17303	19318	20244

### Cumulative percentage at Grade G by school type



## Numbers of GCSE entries in MUSIC by school type 2005-2014

School type	2005	2006	2007	2008	2009	2010	2011	2012	2013	2014
Comprehensive	45841	47875	48180	46891	40645	38039	28392	24466	22984	22475
Grammar	3886	4002	4054	4149	4051	3938	2640	2606	2465	2324
Sec Mod	2628	2480	2567	2498	2080	1933	1412	1236	1241	1208
Independent	5726	5954	6188	5914	5674	5798	5592	5546	5274	5097
Sixth Form	56	47	19	13	10	17	16	12	9	17
FE/Tertiary	129	129	76	26	46	55	26	52	40	24
Academy	.	.	.	.	929	1296	9913	12267	14187	15762
Other	245	152	177	340	140	210	296	293	314	262



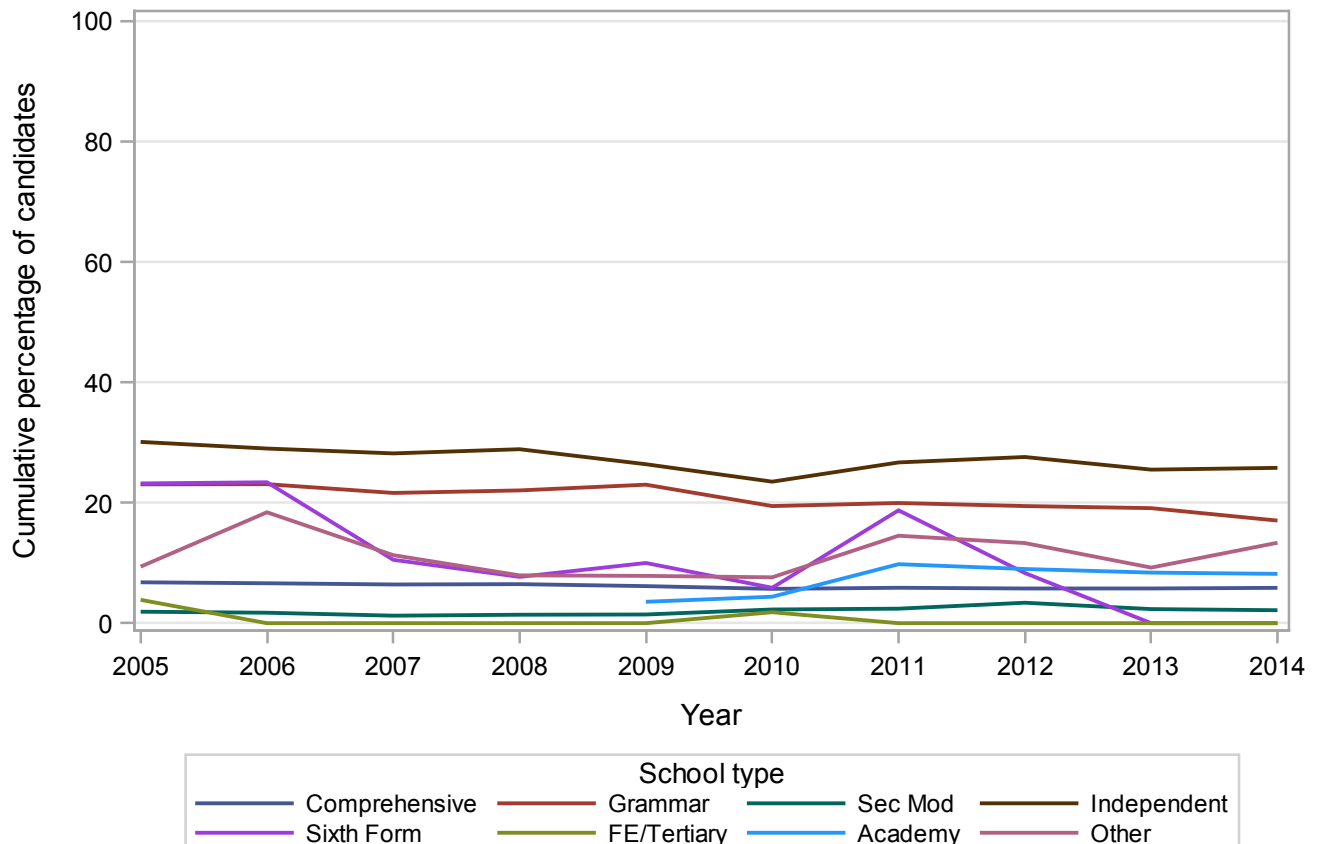
## GCSE MUSIC Grade A\* by school type 2005-2014 Cumulative Percentages

School type	2005	2006	2007	2008	2009	2010	2011	2012	2013	2014
Comprehensive	6.8	6.6	6.4	6.5	6.2	5.7	5.9	5.8	5.8	5.9
Grammar	23.1	23.1	21.6	22.1	23.0	19.5	20.0	19.5	19.1	17.0
Sec Mod	1.9	1.7	1.2	1.4	1.4	2.3	2.4	3.4	2.3	2.2
Independent	30.1	29.0	28.2	28.9	26.4	23.5	26.7	27.6	25.5	25.8
Sixth Form	23.2	23.4	10.5	7.7	10.0	5.9	18.8	8.3	0.0	0.0
FE/Tertiary	3.9	0.0	0.0	0.0	0.0	1.8	0.0	0.0	0.0	0.0
Academy	.	.	.	.	3.6	4.4	9.8	9.0	8.4	8.2
Other	9.4	18.4	11.3	7.9	7.9	7.6	14.5	13.3	9.2	13.4

### Cumulative Numbers

School type	2005	2006	2007	2008	2009	2010	2011	2012	2013	2014
Comprehensive	3112	3173	3096	3041	2502	2168	1670	1410	1325	1319
Grammar	896	924	877	915	932	766	527	507	471	396
Sec Mod	50	43	32	35	30	44	34	42	29	26
Independent	1724	1727	1745	1709	1498	1363	1493	1531	1345	1315
Sixth Form	13	11	2	1	1	1	3	1	0	0
FE/Tertiary	5	0	0	0	0	1	0	0	0	0
Academy	.	.	.	.	33	57	971	1104	1192	1291
Other	23	28	20	27	11	16	43	39	29	35

### Cumulative percentage at Grade A\* by school type



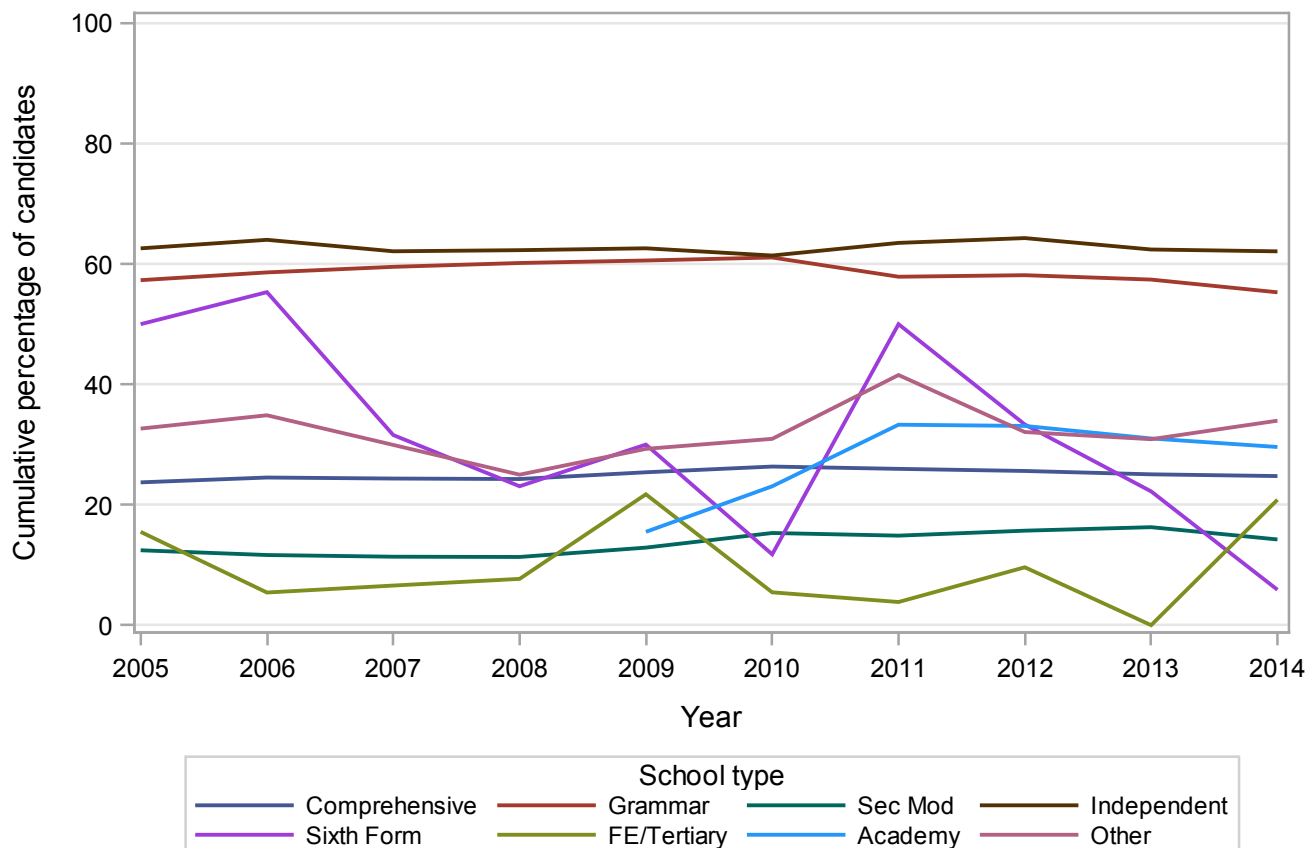
## GCSE MUSIC Grade A by school type 2005-2014 Cumulative Percentages

School type	2005	2006	2007	2008	2009	2010	2011	2012	2013	2014
Comprehensive	23.7	24.5	24.4	24.3	25.4	26.3	26.0	25.6	25.1	24.8
Grammar	57.3	58.6	59.5	60.2	60.6	61.1	57.9	58.1	57.4	55.3
Sec Mod	12.4	11.7	11.4	11.3	12.9	15.3	14.9	15.7	16.3	14.2
Independent	62.6	64.0	62.1	62.3	62.6	61.4	63.5	64.3	62.4	62.1
Sixth Form	50.0	55.3	31.6	23.1	30.0	11.8	50.0	33.3	22.2	5.9
FE/Tertiary	15.5	5.4	6.6	7.7	21.7	5.5	3.8	9.6	0.0	20.8
Academy	.	.	.	.	15.5	23.1	33.3	33.1	31.0	29.6
Other	32.7	34.9	29.9	25.0	29.3	31.0	41.6	32.1	30.9	34.0

### Cumulative Numbers

School type	2005	2006	2007	2008	2009	2010	2011	2012	2013	2014
Comprehensive	10874	11742	11734	11383	10323	10023	7372	6267	5759	5567
Grammar	2227	2345	2413	2496	2454	2405	1528	1515	1415	1285
Sec Mod	327	289	292	283	268	296	210	194	202	172
Independent	3584	3811	3843	3684	3552	3560	3551	3566	3291	3165
Sixth Form	28	26	6	3	3	2	8	4	2	1
FE/Tertiary	20	7	5	2	10	3	1	5	0	5
Academy	.	.	.	.	144	299	3301	4060	4400	4665
Other	80	53	53	85	41	65	123	94	97	89

### Cumulative percentage at Grade A by school type



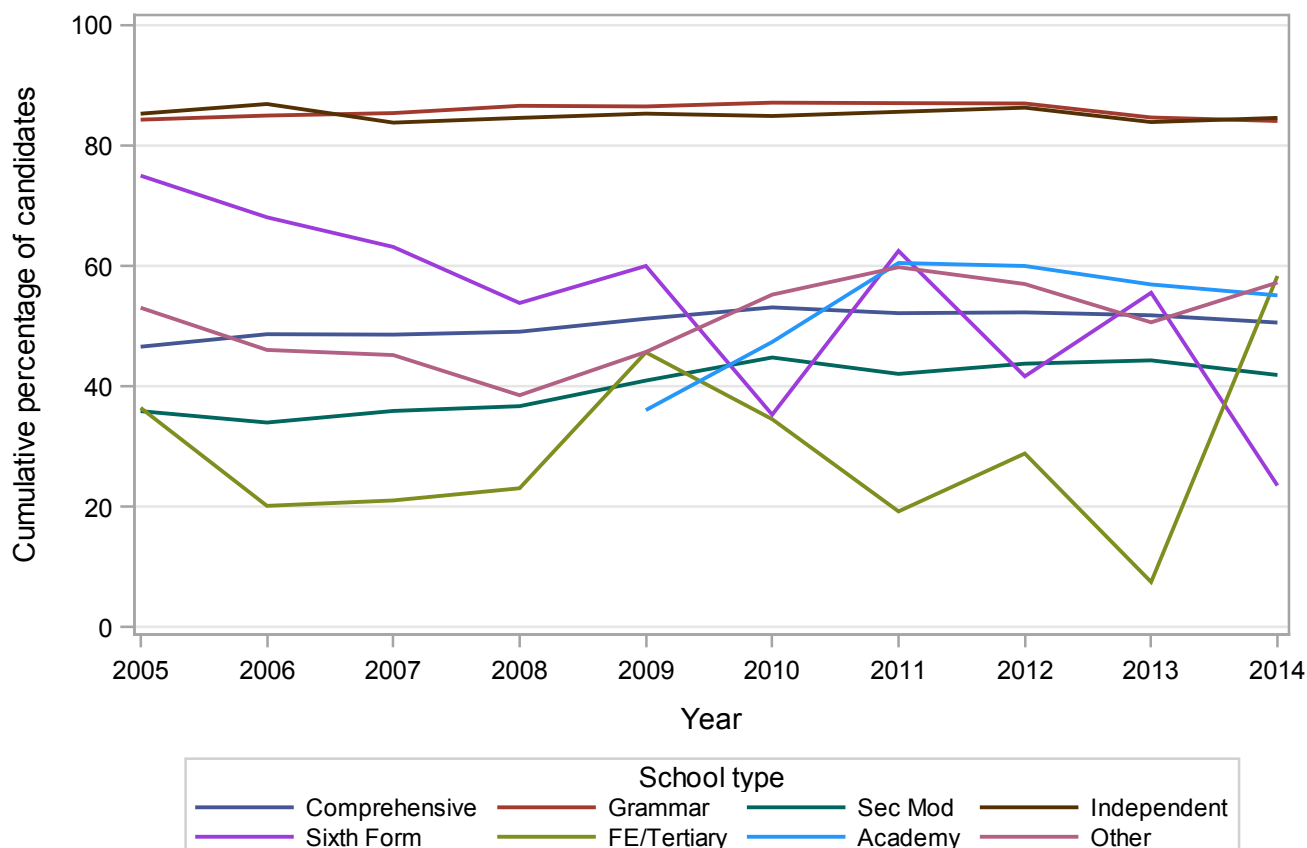
## GCSE MUSIC Grade B by school type 2005-2014 Cumulative Percentages

School type	2005	2006	2007	2008	2009	2010	2011	2012	2013	2014
Comprehensive	46.6	48.7	48.6	49.1	51.2	53.1	52.2	52.3	51.8	50.6
Grammar	84.3	85.0	85.4	86.6	86.5	87.1	87.0	87.0	84.7	84.1
Sec Mod	35.9	34.0	35.9	36.7	41.0	44.8	42.1	43.8	44.3	41.9
Independent	85.3	86.9	83.8	84.6	85.3	84.9	85.6	86.3	83.9	84.6
Sixth Form	75.0	68.1	63.2	53.8	60.0	35.3	62.5	41.7	55.6	23.5
FE/Tertiary	36.4	20.2	21.1	23.1	45.7	34.5	19.2	28.8	7.5	58.3
Academy	.	.	.	.	36.1	47.4	60.5	60.0	56.9	55.1
Other	53.1	46.1	45.2	38.5	45.7	55.2	59.8	57.0	50.6	57.3

### Cumulative Numbers

School type	2005	2006	2007	2008	2009	2010	2011	2012	2013	2014
Comprehensive	21357	23298	23414	23013	20825	20205	14810	12793	11907	11372
Grammar	3276	3401	3462	3593	3504	3431	2298	2267	2087	1954
Sec Mod	943	843	922	917	852	866	594	541	550	506
Independent	4884	5174	5186	5003	4840	4923	4787	4786	4425	4312
Sixth Form	42	32	12	7	6	6	10	5	5	4
FE/Tertiary	47	26	16	6	21	19	5	15	3	14
Academy	.	.	.	.	335	614	5997	7360	8076	8687
Other	130	70	80	131	64	116	177	167	159	150

### Cumulative percentage at Grade B by school type



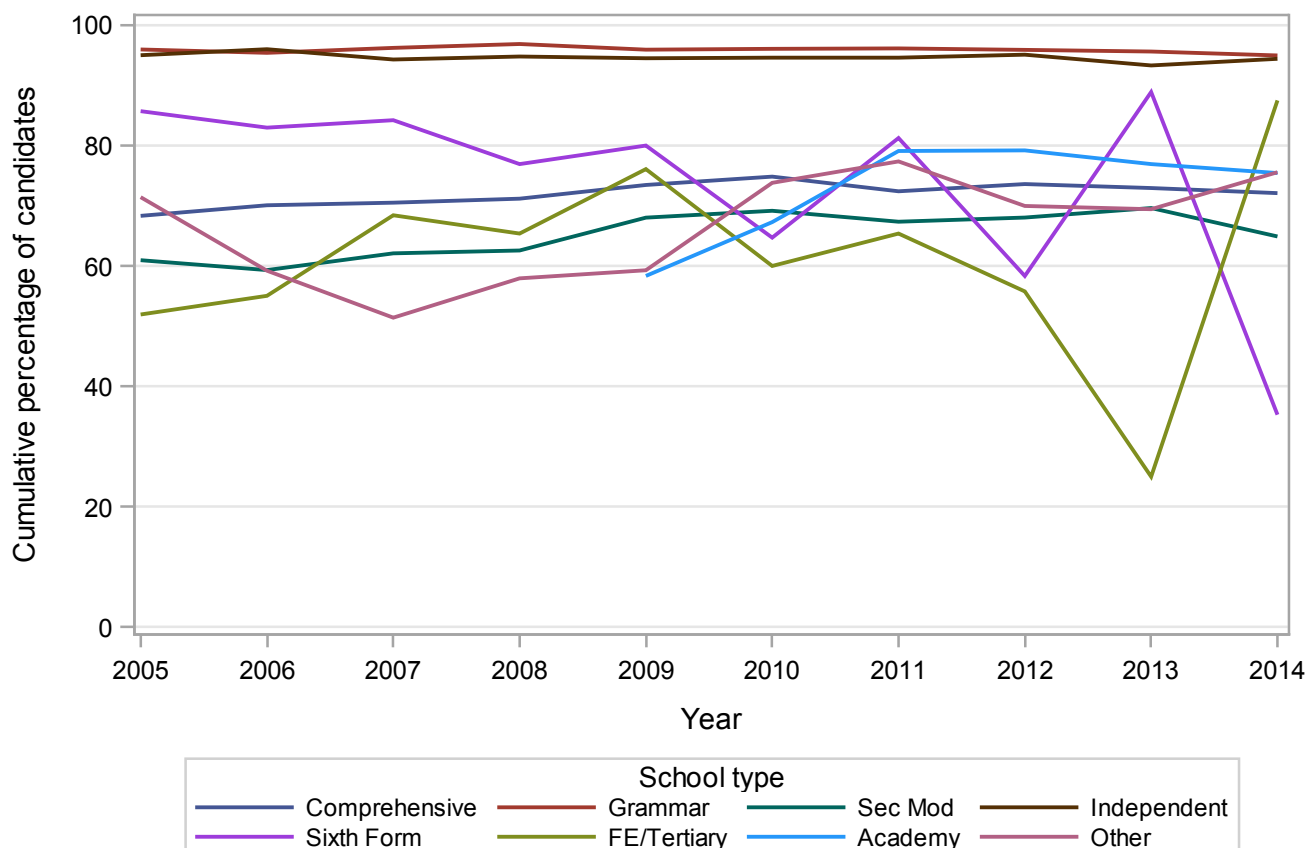
## GCSE MUSIC Grade C by school type 2005-2014 Cumulative Percentages

School type	2005	2006	2007	2008	2009	2010	2011	2012	2013	2014
Comprehensive	68.3	70.1	70.5	71.2	73.5	74.8	72.4	73.6	72.9	72.1
Grammar	96.0	95.4	96.2	96.9	95.9	96.1	96.1	95.9	95.6	95.0
Sec Mod	61.0	59.3	62.1	62.6	68.0	69.2	67.4	68.0	69.6	64.9
Independent	95.0	96.0	94.3	94.8	94.5	94.6	94.6	95.1	93.3	94.4
Sixth Form	85.7	83.0	84.2	76.9	80.0	64.7	81.3	58.3	88.9	35.3
FE/Tertiary	51.9	55.0	68.4	65.4	76.1	60.0	65.4	55.8	25.0	87.5
Academy	.	.	.	.	58.3	67.3	79.1	79.2	76.9	75.4
Other	71.4	59.2	51.4	57.9	59.3	73.8	77.4	70.0	69.4	75.6

### Cumulative Numbers

School type	2005	2006	2007	2008	2009	2010	2011	2012	2013	2014
Comprehensive	31321	33552	33972	33375	29856	28469	20557	18008	16765	16204
Grammar	3729	3818	3901	4019	3886	3783	2538	2499	2357	2207
Sec Mod	1602	1471	1594	1563	1415	1337	951	841	864	784
Independent	5440	5716	5835	5606	5362	5485	5290	5274	4921	4812
Sixth Form	48	39	16	10	8	11	13	7	8	6
FE/Tertiary	67	71	52	17	35	33	17	29	10	21
Academy	.	.	.	.	542	872	7841	9715	10913	11890
Other	175	90	91	197	83	155	229	205	218	198

### Cumulative percentage at Grade C by school type

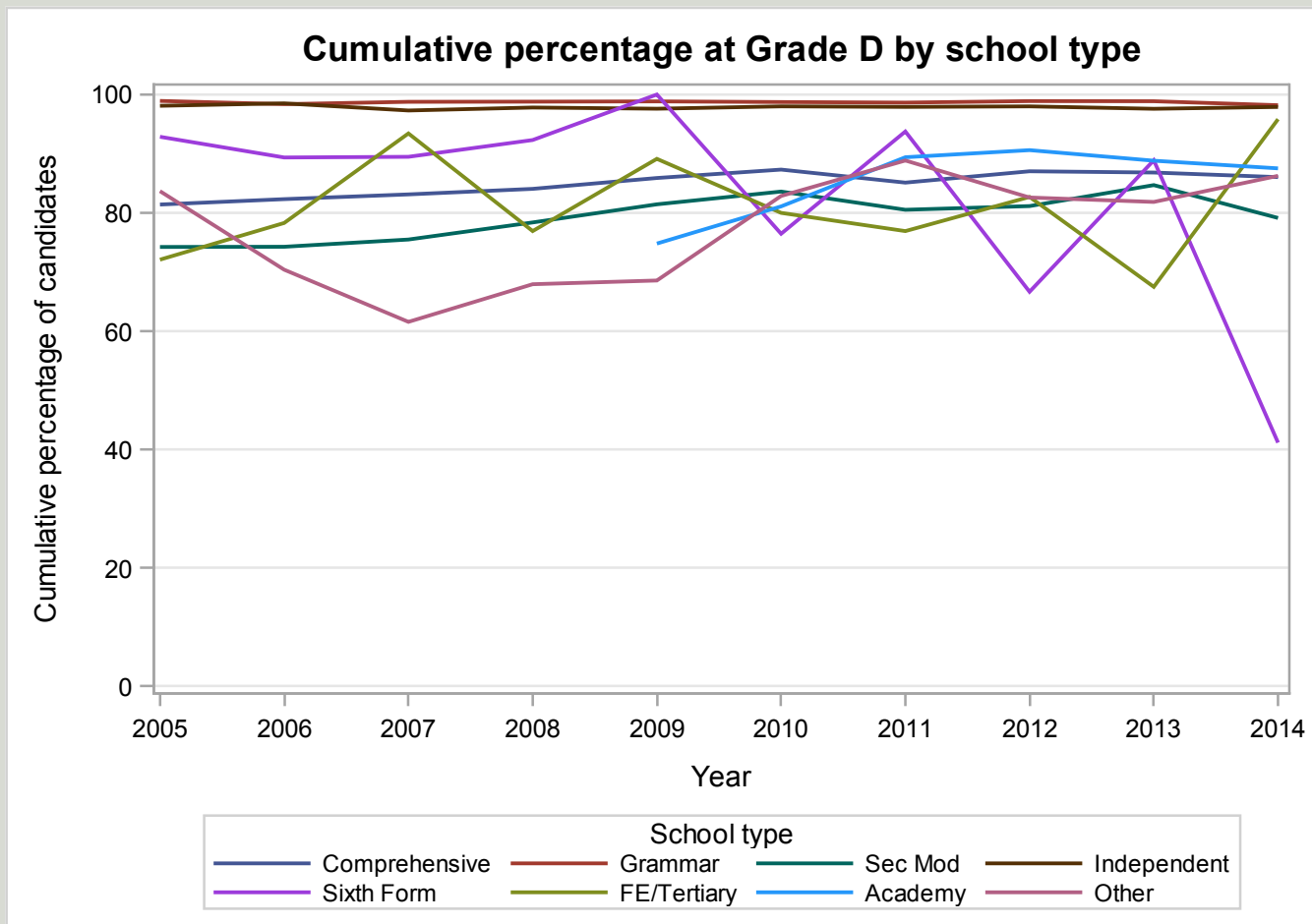


## GCSE MUSIC Grade D by school type 2005-2014 Cumulative Percentages

School type	2005	2006	2007	2008	2009	2010	2011	2012	2013	2014
Comprehensive	81.4	82.3	83.1	84.1	85.9	87.3	85.1	87.0	86.8	86.0
Grammar	98.9	98.4	98.8	98.8	98.8	98.7	98.6	98.9	98.9	98.2
Sec Mod	74.2	74.3	75.5	78.4	81.4	83.6	80.5	81.1	84.7	79.1
Independent	98.1	98.5	97.3	97.8	97.6	98.0	97.9	98.0	97.6	97.9
Sixth Form	92.9	89.4	89.5	92.3	100.0	76.5	93.8	66.7	88.9	41.2
FE/Tertiary	72.1	78.3	93.4	76.9	89.1	80.0	76.9	82.7	67.5	95.8
Academy	.	.	.	.	74.8	81.1	89.4	90.6	88.8	87.5
Other	83.7	70.4	61.6	67.9	68.6	82.9	88.9	82.6	81.8	86.3

### Cumulative Numbers

School type	2005	2006	2007	2008	2009	2010	2011	2012	2013	2014
Comprehensive	37319	39412	40049	39416	34911	33213	24165	21293	19954	19338
Grammar	3844	3937	4004	4099	4004	3888	2604	2577	2437	2282
Sec Mod	1951	1842	1938	1958	1694	1616	1137	1003	1051	956
Independent	5617	5865	6021	5784	5538	5682	5475	5435	5147	4990
Sixth Form	52	42	17	12	10	13	15	8	8	7
FE/Tertiary	93	101	71	20	41	44	20	43	27	23
Academy	.	.	.	.	695	1051	8862	11114	12600	13795
Other	205	107	109	231	96	174	263	242	257	226



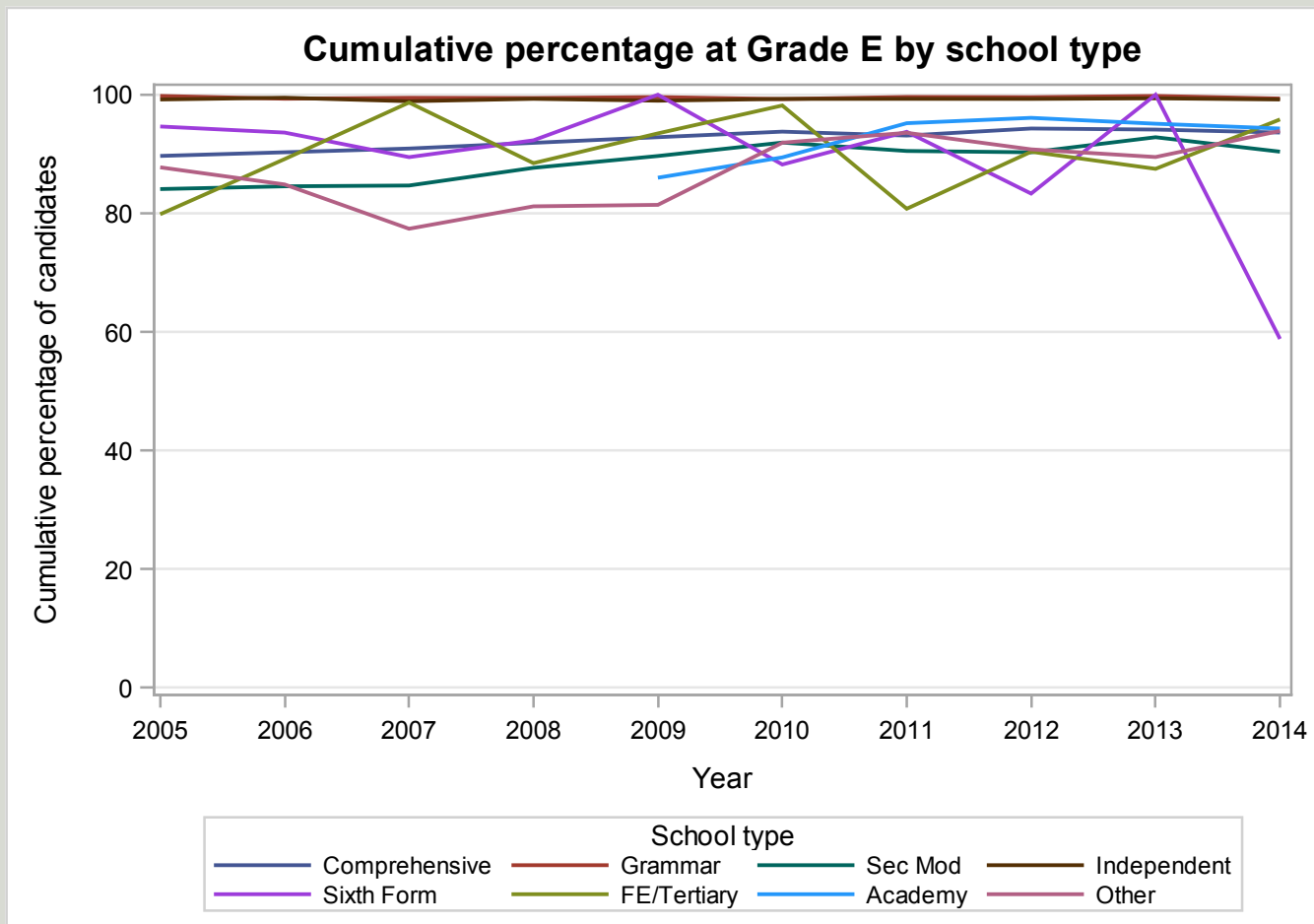


## GCSE MUSIC Grade E by school type 2005-2014 Cumulative Percentages

School type	2005	2006	2007	2008	2009	2010	2011	2012	2013	2014
Comprehensive	89.7	90.3	90.9	91.9	92.8	93.8	93.1	94.3	94.1	93.6
Grammar	99.8	99.3	99.5	99.4	99.6	99.3	99.6	99.6	99.8	99.4
Sec Mod	84.1	84.6	84.7	87.7	89.7	91.9	90.5	90.3	92.8	90.4
Independent	99.2	99.5	98.9	99.3	99.0	99.3	99.3	99.3	99.4	99.2
Sixth Form	94.6	93.6	89.5	92.3	100.0	88.2	93.8	83.3	100.0	58.8
FE/Tertiary	79.8	89.1	98.7	88.5	93.5	98.2	80.8	90.4	87.5	95.8
Academy	.	.	.	.	86.0	89.4	95.2	96.1	95.1	94.3
Other	87.8	84.9	77.4	81.2	81.4	91.9	93.6	90.8	89.5	93.9

### Cumulative Numbers

School type	2005	2006	2007	2008	2009	2010	2011	2012	2013	2014
Comprehensive	41110	43228	43806	43085	37734	35671	26436	23072	21634	21041
Grammar	3878	3975	4033	4126	4035	3909	2630	2595	2460	2309
Sec Mod	2210	2097	2174	2190	1865	1777	1278	1116	1152	1092
Independent	5680	5924	6120	5873	5617	5757	5553	5507	5242	5056
Sixth Form	53	44	17	12	10	15	15	10	9	10
FE/Tertiary	103	115	75	23	43	54	21	47	35	23
Academy	.	.	.	.	799	1159	9437	11789	13493	14864
Other	215	129	137	276	114	193	277	266	281	246

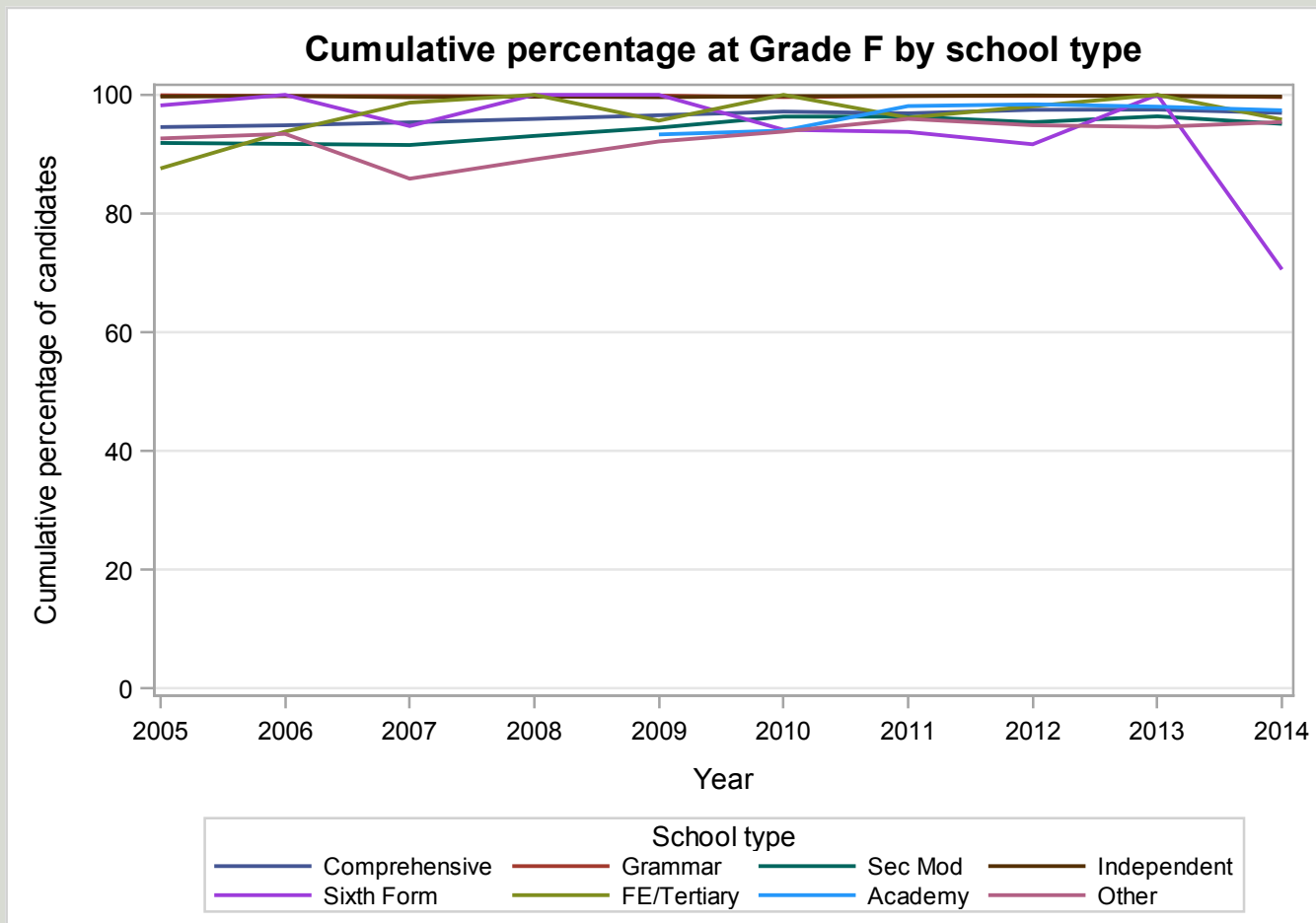


## GCSE MUSIC Grade F by school type 2005-2014 Cumulative Percentages

School type	2005	2006	2007	2008	2009	2010	2011	2012	2013	2014
Comprehensive	94.6	94.9	95.4	95.9	96.6	97.2	96.9	97.5	97.5	97.0
Grammar	99.9	99.8	99.8	99.7	99.9	99.6	99.8	99.8	99.8	99.6
Sec Mod	91.9	91.7	91.5	93.1	94.5	96.3	96.3	95.4	96.4	95.1
Independent	99.7	99.8	99.6	99.7	99.6	99.8	99.8	99.9	99.8	99.7
Sixth Form	98.2	100.0	94.7	100.0	100.0	94.1	93.8	91.7	100.0	70.6
FE/Tertiary	87.6	93.8	98.7	100.0	95.7	100.0	96.2	98.1	100.0	95.8
Academy	.	.	.	.	93.3	94.0	98.1	98.4	98.0	97.4
Other	92.7	93.4	85.9	89.1	92.1	93.8	95.9	94.9	94.6	95.4

### Cumulative Numbers

School type	2005	2006	2007	2008	2009	2010	2011	2012	2013	2014
Comprehensive	43351	45417	45948	44986	39248	36964	27508	23848	22413	21792
Grammar	3883	3994	4046	4137	4046	3923	2635	2601	2461	2315
Sec Mod	2415	2275	2350	2325	1965	1862	1360	1179	1196	1149
Independent	5709	5942	6163	5896	5651	5786	5581	5540	5263	5082
Sixth Form	55	47	18	13	10	16	15	11	9	12
FE/Tertiary	113	121	75	26	44	55	25	51	40	23
Academy	.	.	.	.	867	1218	9725	12071	13904	15351
Other	227	142	152	303	129	197	284	278	297	250

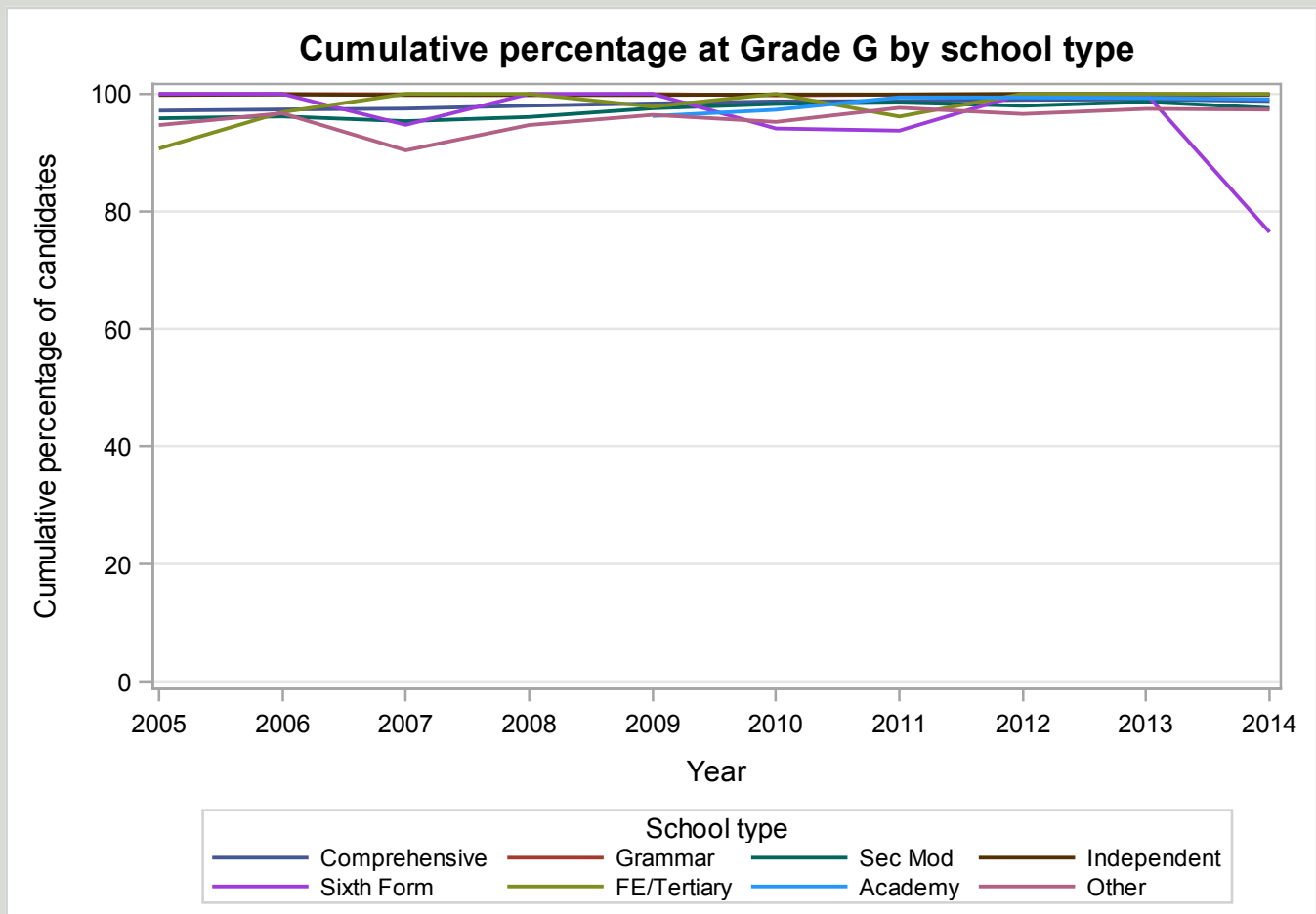


## GCSE MUSIC Grade G by school type 2005-2014 Cumulative Percentages

School type	2005	2006	2007	2008	2009	2010	2011	2012	2013	2014
Comprehensive	97.2	97.3	97.5	98.0	98.4	98.7	98.8	99.0	99.1	98.8
Grammar	100.0	100.0	99.9	99.8	100.0	99.7	99.9	99.9	99.9	99.9
Sec Mod	95.9	96.2	95.4	96.1	97.5	98.3	98.5	98.0	98.6	97.6
Independent	99.8	99.9	99.8	99.8	99.8	99.9	99.9	100.0	99.9	99.9
Sixth Form	100.0	100.0	94.7	100.0	100.0	94.1	93.8	100.0	100.0	76.5
FE/Tertiary	90.7	96.9	100.0	100.0	97.8	100.0	96.2	100.0	100.0	100.0
Academy	.	.	.	.	96.2	97.3	99.4	99.4	99.3	99.1
Other	94.7	96.7	90.4	94.7	96.4	95.2	97.6	96.6	97.5	97.3

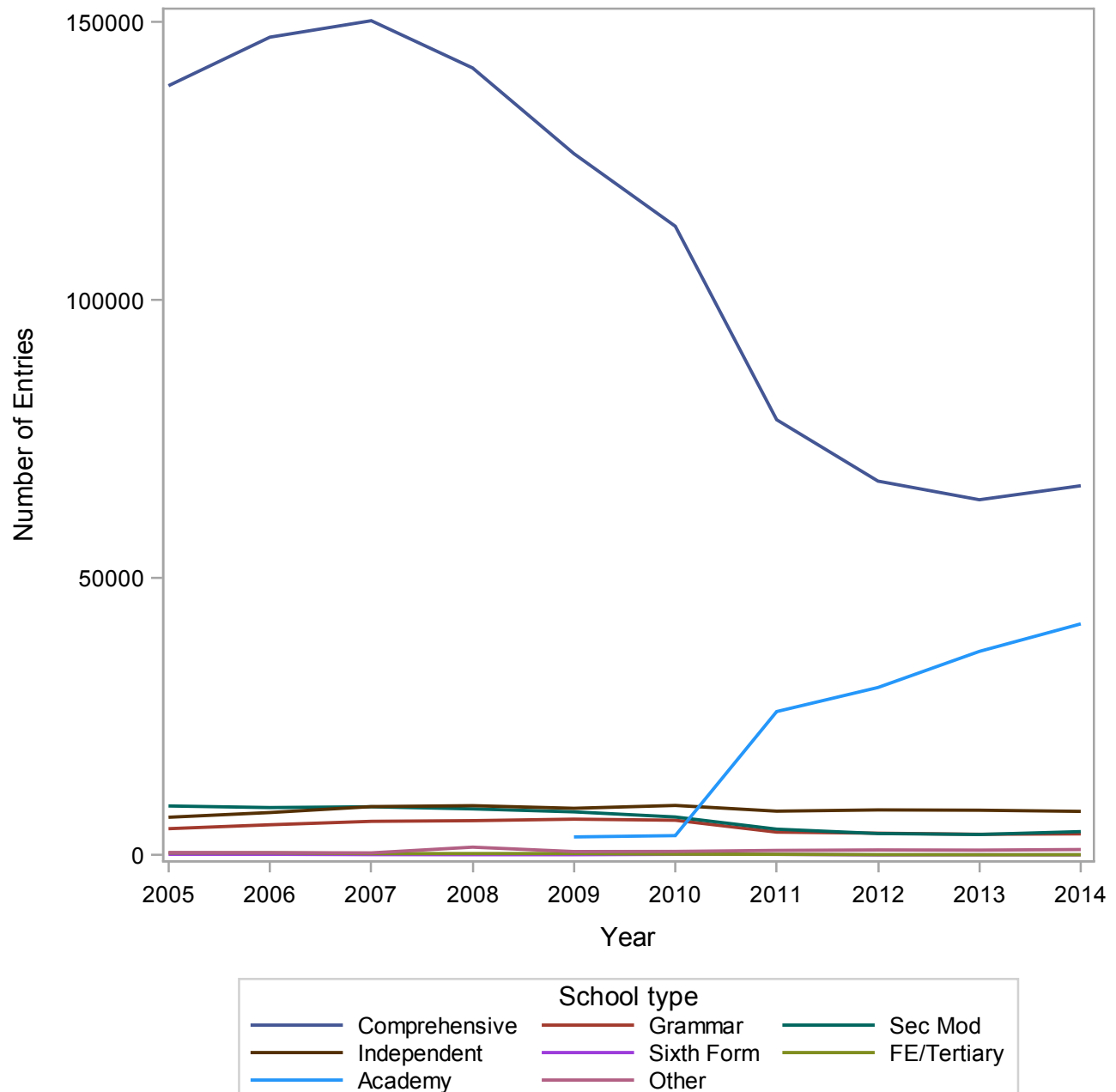
### Cumulative Numbers

School type	2005	2006	2007	2008	2009	2010	2011	2012	2013	2014
Comprehensive	44538	46606	46974	45949	39984	37552	28044	24218	22771	22203
Grammar	3885	4001	4051	4142	4049	3928	2637	2603	2463	2321
Sec Mod	2519	2385	2448	2400	2029	1900	1391	1211	1224	1179
Independent	5715	5948	6176	5902	5663	5792	5586	5546	5269	5092
Sixth Form	56	47	18	13	10	16	15	12	9	13
FE/Tertiary	117	125	76	26	45	55	25	52	40	24
Academy	.	.	.	.	894	1261	9854	12193	14088	15621
Other	232	147	160	322	135	200	289	283	306	255



## Numbers of GCSE entries in PE/SPORT by school type 2005-2014

School type	2005	2006	2007	2008	2009	2010	2011	2012	2013	2014
Comprehensive	138588	147329	150293	141788	126341	113269	78415	67358	64001	66523
Grammar	4745	5454	6070	6191	6461	6268	4129	3932	3738	3814
Sec Mod	8837	8549	8693	8314	7778	6855	4662	3873	3704	4221
Independent	6804	7656	8723	8892	8419	8932	7900	8128	8076	7866
Sixth Form	133	135	79	63	62	130	132	33	53	38
FE/Tertiary	377	395	259	265	274	171	127	71	50	58
Academy	.	.	.	.	3262	3498	25845	30182	36684	41640
Other	454	423	383	1417	622	649	828	915	884	989



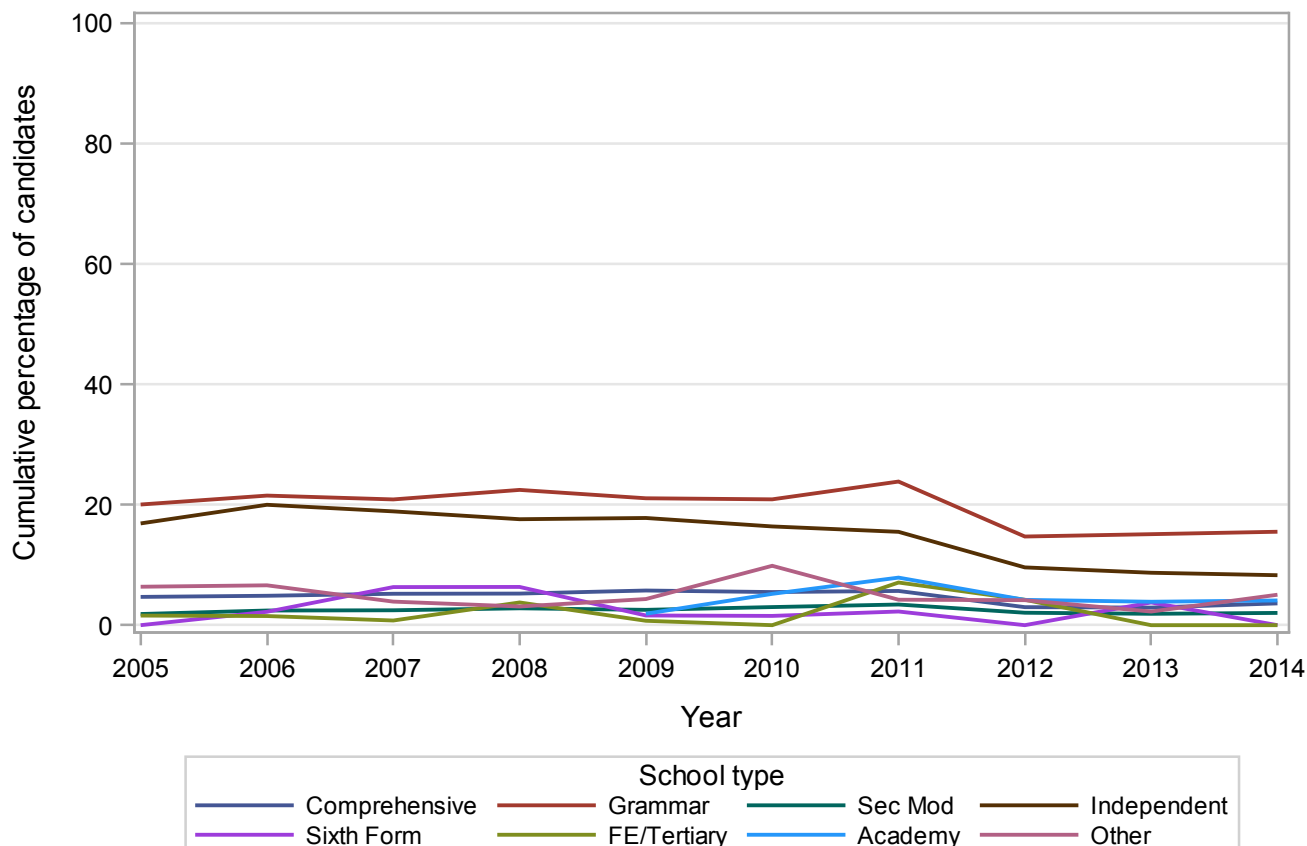
## GCSE PE/SPORT Grade A\* by school type 2005-2014 Cumulative Percentages

School type	2005	2006	2007	2008	2009	2010	2011	2012	2013	2014
Comprehensive	4.7	4.9	5.2	5.2	5.8	5.5	5.7	3.0	2.9	3.6
Grammar	20.0	21.5	20.9	22.5	21.1	20.9	23.9	14.7	15.1	15.5
Sec Mod	1.9	2.4	2.5	2.8	2.5	3.0	3.4	2.1	1.9	2.0
Independent	16.9	20.0	18.9	17.6	17.8	16.4	15.5	9.6	8.7	8.3
Sixth Form	0.0	2.2	6.3	6.3	1.6	1.5	2.3	0.0	3.8	0.0
FE/Tertiary	1.6	1.5	0.8	3.8	0.7	0.0	7.1	4.2	0.0	0.0
Academy	.	.	.	.	1.9	5.2	7.9	4.2	3.9	4.1
Other	6.4	6.6	3.9	3.1	4.3	9.9	4.2	4.2	2.3	5.1

### Cumulative Numbers

School type	2005	2006	2007	2008	2009	2010	2011	2012	2013	2014
Comprehensive	6514	7196	7840	7441	7271	6229	4458	2017	1870	2407
Grammar	951	1174	1268	1391	1362	1310	985	579	565	592
Sec Mod	164	208	215	233	198	206	160	80	70	86
Independent	1150	1531	1649	1565	1499	1465	1225	780	703	653
Sixth Form	0	3	5	4	1	2	3	0	2	0
FE/Tertiary	6	6	2	10	2	0	9	3	0	0
Academy	.	.	.	.	62	182	2042	1268	1428	1709
Other	29	28	15	44	27	64	35	38	20	50

### Cumulative percentage at Grade A\* by school type



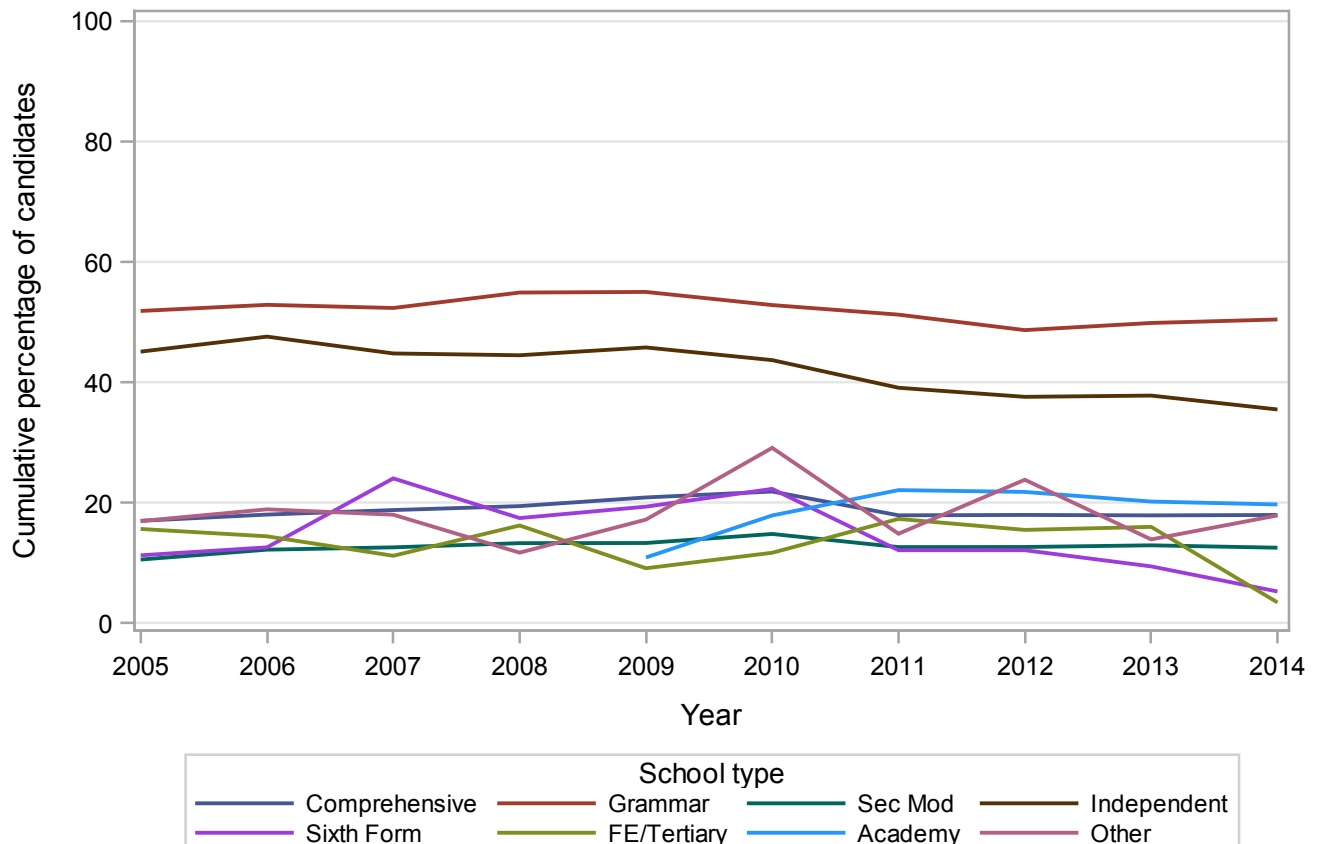
## GCSE PE/SPORT Grade A by school type 2005-2014 Cumulative Percentages

School type	2005	2006	2007	2008	2009	2010	2011	2012	2013	2014
Comprehensive	17.0	18.0	18.8	19.4	20.9	21.9	17.9	18.0	17.9	18.0
Grammar	51.9	52.9	52.4	54.9	55.0	52.8	51.2	48.7	49.9	50.4
Sec Mod	10.6	12.2	12.6	13.3	13.3	14.8	12.6	12.7	12.9	12.5
Independent	45.1	47.6	44.8	44.5	45.8	43.7	39.1	37.6	37.8	35.5
Sixth Form	11.3	12.6	24.1	17.5	19.4	22.3	12.1	12.1	9.4	5.3
FE/Tertiary	15.6	14.4	11.2	16.2	9.1	11.7	17.3	15.5	16.0	3.4
Academy	.	.	.	.	10.9	17.9	22.1	21.8	20.2	19.7
Other	17.0	18.9	18.0	11.7	17.2	29.1	14.9	23.8	13.9	17.9

### Cumulative Numbers

School type	2005	2006	2007	2008	2009	2010	2011	2012	2013	2014
Comprehensive	23558	26576	28238	27571	26384	24770	14048	12111	11462	11956
Grammar	2461	2884	3178	3400	3555	3312	2116	1914	1864	1924
Sec Mod	934	1044	1095	1105	1036	1016	589	490	479	529
Independent	3069	3644	3908	3957	3856	3903	3089	3056	3053	2792
Sixth Form	15	17	19	11	12	29	16	4	5	2
FE/Tertiary	59	57	29	43	25	20	22	11	8	2
Academy	.	.	.	.	356	626	5712	6580	7410	8210
Other	77	80	69	166	107	189	123	218	123	177

### Cumulative percentage at Grade A by school type



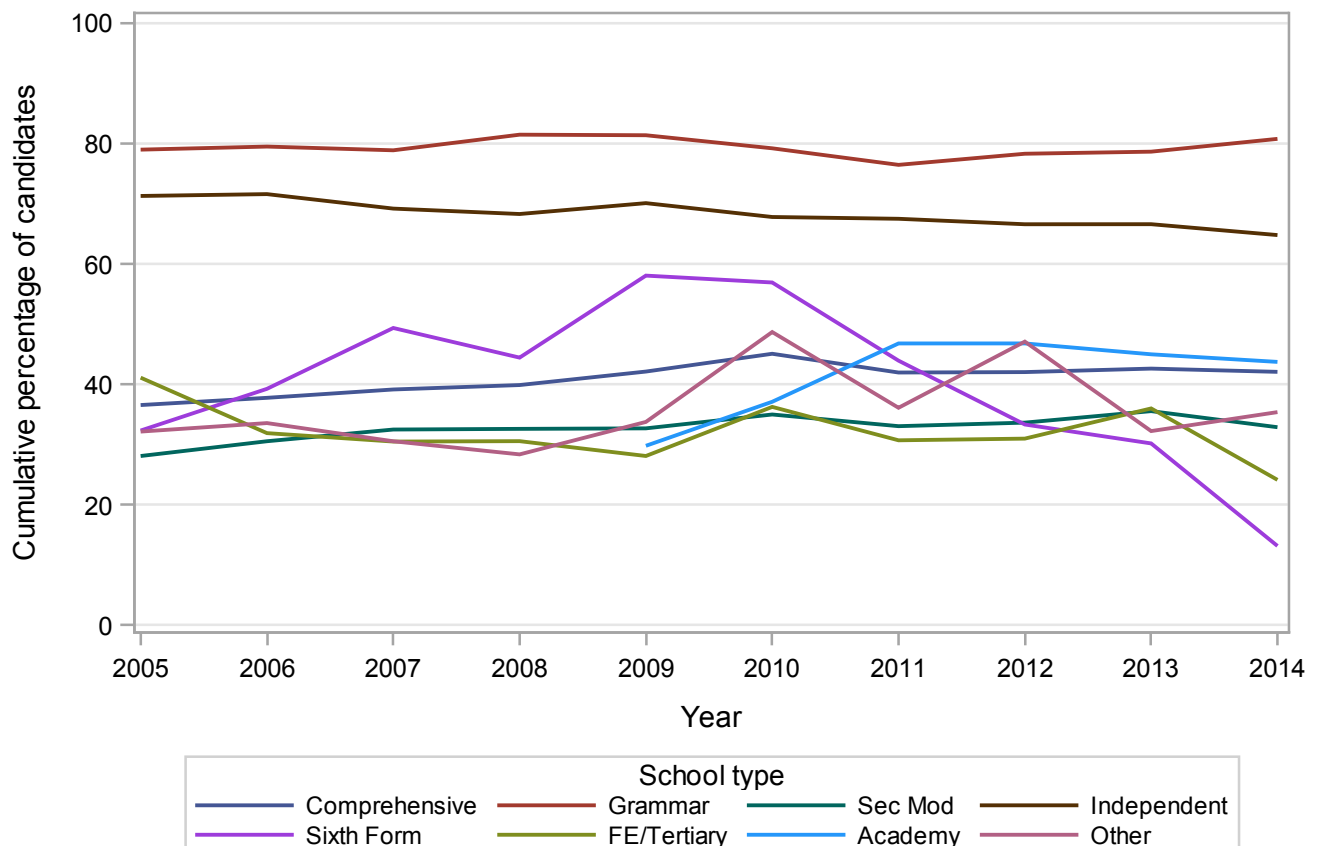
## GCSE PE/SPORT Grade B by school type 2005-2014 Cumulative Percentages

School type	2005	2006	2007	2008	2009	2010	2011	2012	2013	2014
Comprehensive	36.6	37.8	39.2	39.9	42.1	45.1	42.0	42.0	42.6	42.1
Grammar	79.0	79.5	78.9	81.5	81.4	79.2	76.5	78.3	78.7	80.8
Sec Mod	28.1	30.6	32.5	32.6	32.7	35.0	33.1	33.6	35.6	32.9
Independent	71.3	71.6	69.2	68.3	70.1	67.8	67.5	66.6	66.6	64.8
Sixth Form	32.3	39.3	49.4	44.4	58.1	56.9	43.9	33.3	30.2	13.2
FE/Tertiary	41.1	31.9	30.5	30.6	28.1	36.3	30.7	31.0	36.0	24.1
Academy	.	.	.	.	29.8	37.1	46.8	46.8	45.0	43.7
Other	32.2	33.6	30.5	28.4	33.8	48.7	36.1	47.1	32.2	35.4

### Cumulative Numbers

School type	2005	2006	2007	2008	2009	2010	2011	2012	2013	2014
Comprehensive	50676	55636	58841	56555	53227	51063	32911	28316	27278	27991
Grammar	3748	4336	4788	5044	5258	4965	3157	3079	2940	3081
Sec Mod	2483	2612	2825	2711	2543	2399	1541	1303	1317	1388
Independent	4851	5482	6036	6073	5902	6056	5333	5413	5379	5097
Sixth Form	43	53	39	28	36	74	58	11	16	5
FE/Tertiary	155	126	79	81	77	62	39	22	18	14
Academy	.	.	.	.	972	1298	12095	14125	16505	18210
Other	146	142	117	402	210	316	299	431	285	350

### Cumulative percentage at Grade B by school type



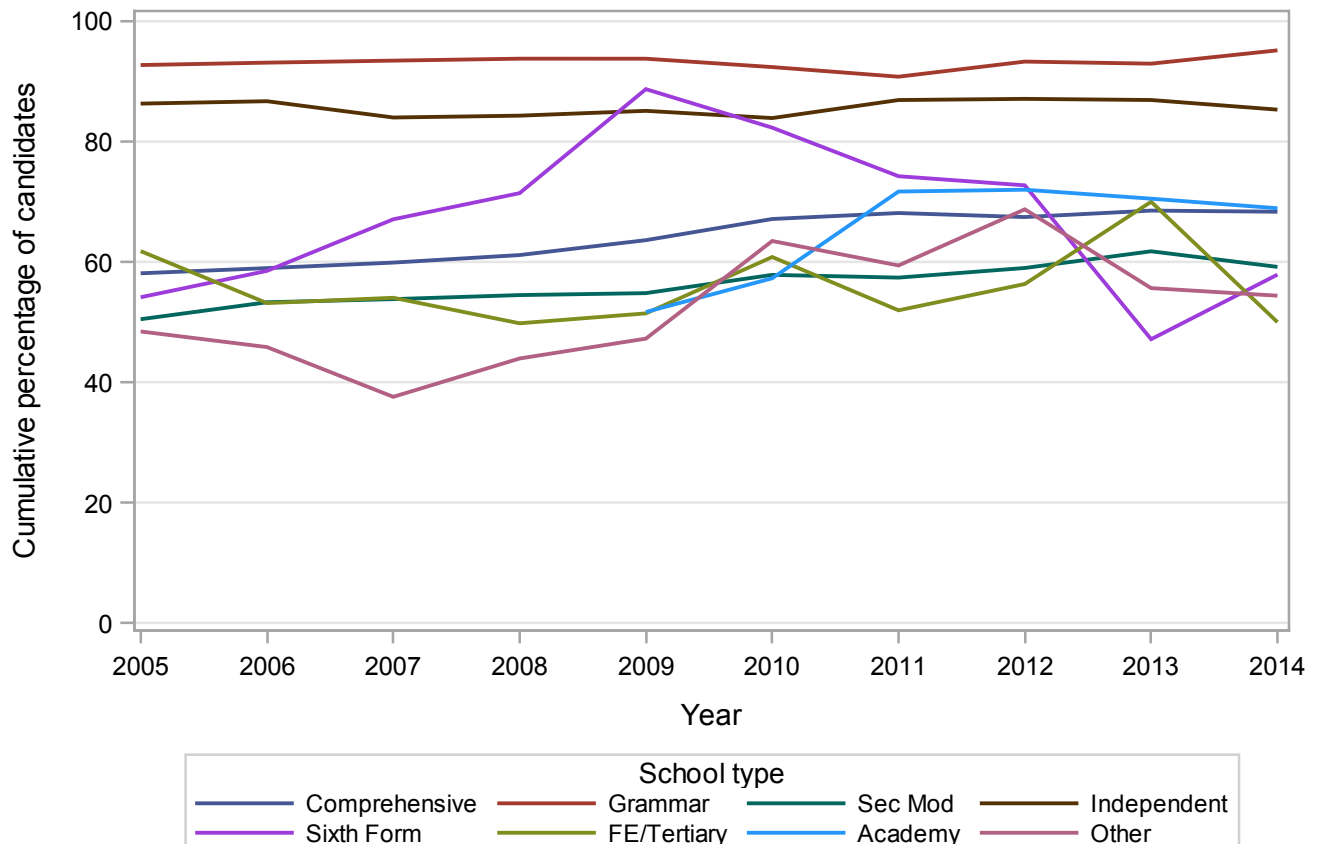
## GCSE PE/SPORT Grade C by school type 2005-2014 Cumulative Percentages

School type	2005	2006	2007	2008	2009	2010	2011	2012	2013	2014
Comprehensive	58.1	59.0	59.9	61.1	63.6	67.1	68.1	67.5	68.5	68.3
Grammar	92.7	93.1	93.4	93.8	93.8	92.4	90.8	93.3	92.9	95.1
Sec Mod	50.5	53.3	53.8	54.5	54.8	57.9	57.4	59.0	61.8	59.2
Independent	86.3	86.7	84.0	84.3	85.1	83.9	86.9	87.1	86.9	85.3
Sixth Form	54.1	58.5	67.1	71.4	88.7	82.3	74.2	72.7	47.2	57.9
FE/Tertiary	61.8	53.2	54.1	49.8	51.5	60.8	52.0	56.3	70.0	50.0
Academy	.	.	.	.	51.7	57.3	71.7	72.0	70.5	68.9
Other	48.5	45.9	37.6	44.0	47.3	63.5	59.4	68.7	55.7	54.4

### Cumulative Numbers

School type	2005	2006	2007	2008	2009	2010	2011	2012	2013	2014
Comprehensive	80548	86888	90017	86700	80380	76046	53424	45439	43860	45466
Grammar	4399	5078	5672	5805	6058	5790	3748	3668	3474	3629
Sec Mod	4462	4557	4679	4531	4264	3966	2676	2285	2288	2498
Independent	5872	6638	7327	7496	7165	7494	6865	7079	7018	6710
Sixth Form	72	79	53	45	55	107	98	24	25	22
FE/Tertiary	233	210	140	132	141	104	66	40	35	29
Academy	.	.	.	.	1686	2004	18531	21731	25866	28699
Other	220	194	144	623	294	412	492	629	492	538

### Cumulative percentage at Grade C by school type



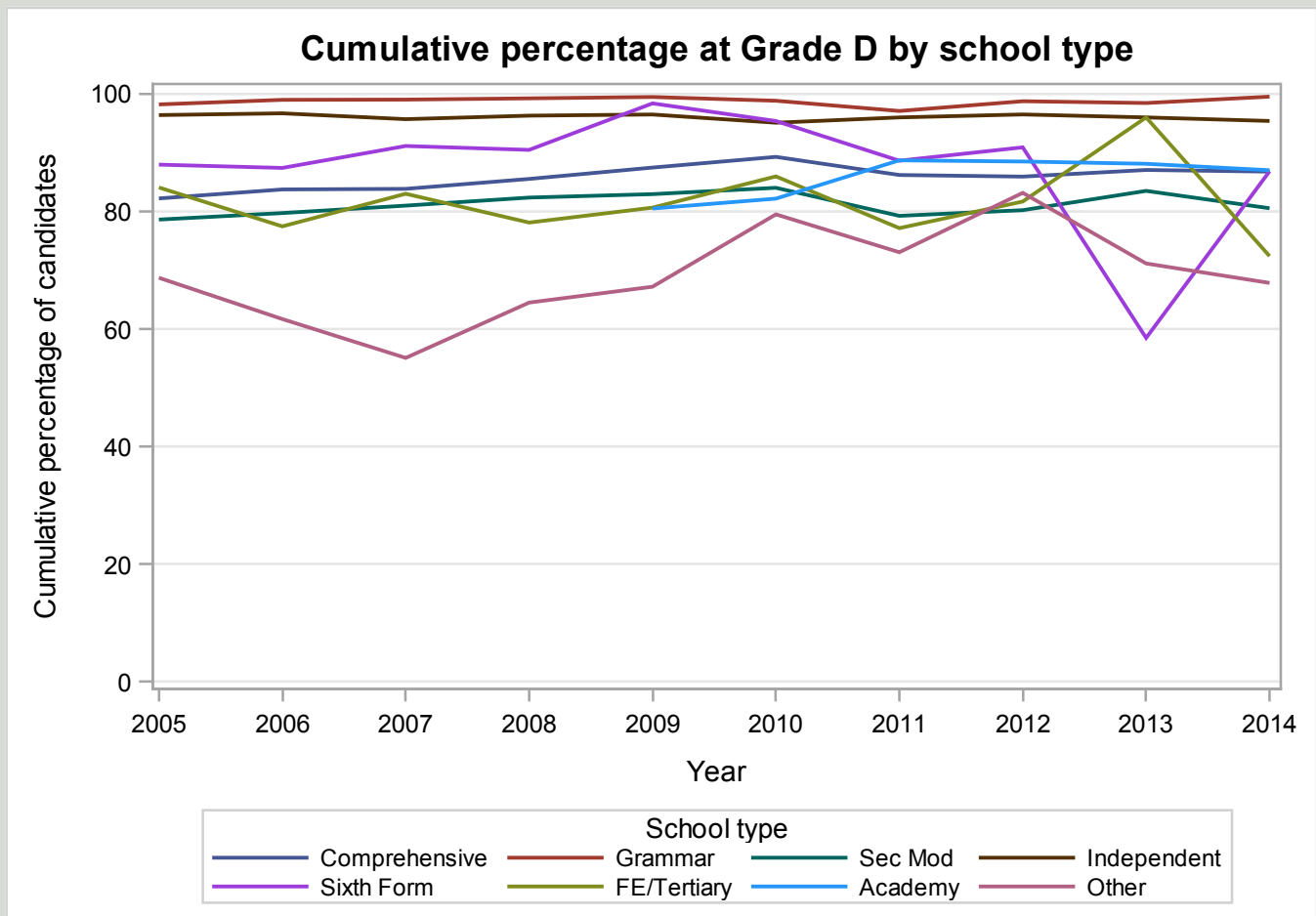


## GCSE PE/SPORT Grade D by school type 2005-2014 Cumulative Percentages

School type	2005	2006	2007	2008	2009	2010	2011	2012	2013	2014
Comprehensive	82.2	83.7	83.9	85.5	87.5	89.3	86.2	85.9	87.1	86.8
Grammar	98.2	99.0	99.0	99.2	99.5	98.8	97.1	98.8	98.4	99.5
Sec Mod	78.6	79.7	81.0	82.4	83.0	84.0	79.3	80.2	83.5	80.5
Independent	96.4	96.7	95.7	96.3	96.5	95.1	96.0	96.5	96.0	95.4
Sixth Form	88.0	87.4	91.1	90.5	98.4	95.4	88.6	90.9	58.5	86.8
FE/Tertiary	84.1	77.5	83.0	78.1	80.7	86.0	77.2	81.7	96.0	72.4
Academy	.	.	.	.	80.5	82.2	88.7	88.5	88.1	87.0
Other	68.7	61.7	55.1	64.5	67.2	79.5	73.1	83.2	71.2	67.8

### Cumulative Numbers

School type	2005	2006	2007	2008	2009	2010	2011	2012	2013	2014
Comprehensive	113947	123387	126022	121283	110506	101135	67597	57881	55720	57730
Grammar	4660	5399	6011	6144	6427	6195	4009	3883	3680	3796
Sec Mod	6948	6816	7041	6848	6452	5760	3695	3107	3093	3400
Independent	6559	7403	8348	8563	8124	8494	7584	7844	7753	7504
Sixth Form	117	118	72	57	61	124	117	30	31	33
FE/Tertiary	317	306	215	207	221	147	98	58	48	42
Academy	.	.	.	.	2626	2875	22925	26711	32322	36233
Other	312	261	211	914	418	516	605	761	629	671

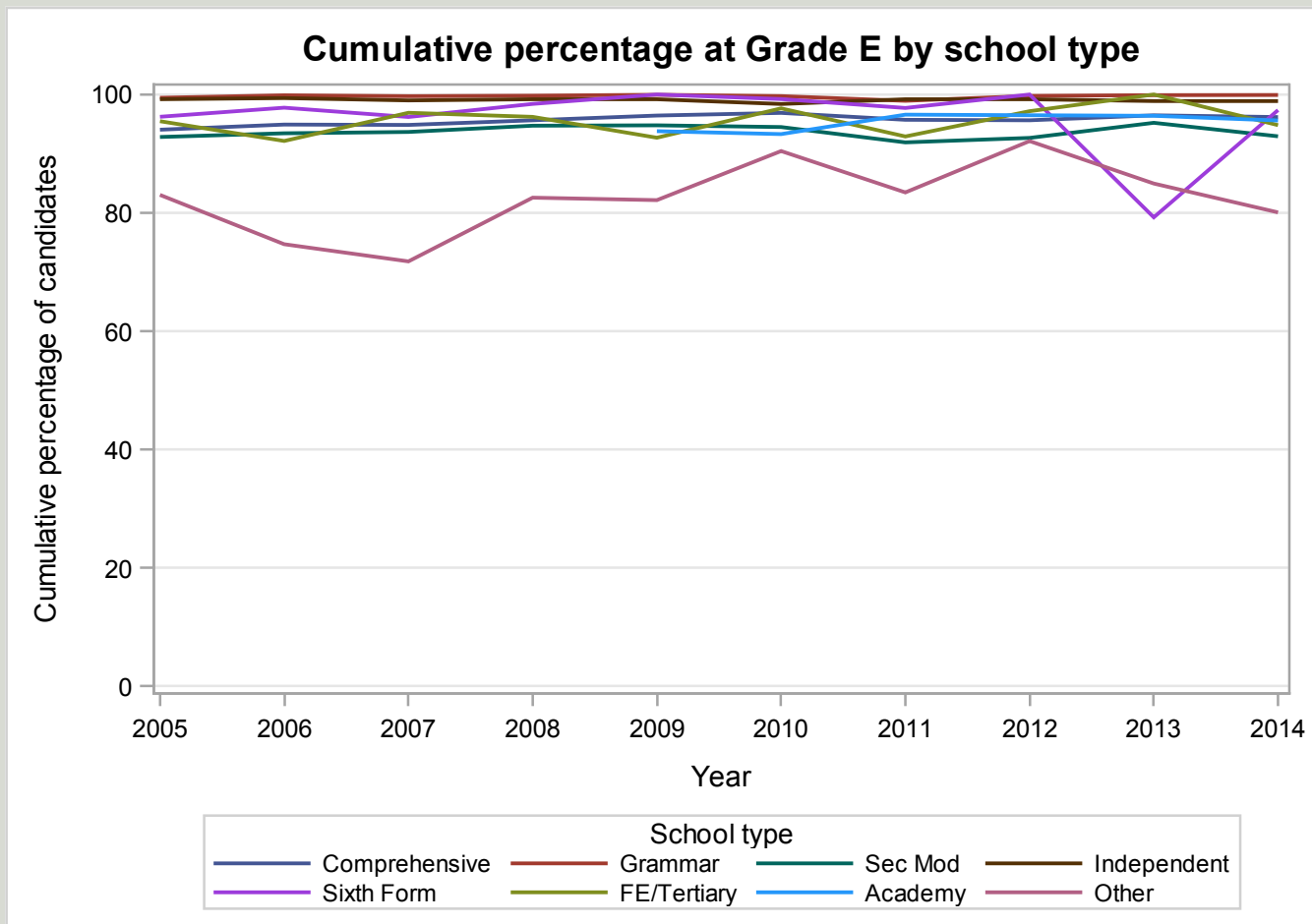


## GCSE PE/SPORT Grade E by school type 2005-2014 Cumulative Percentages

School type	2005	2006	2007	2008	2009	2010	2011	2012	2013	2014
Comprehensive	94.1	94.9	94.9	95.6	96.4	96.9	95.7	95.6	96.5	96.2
Grammar	99.5	99.9	99.7	99.8	100.0	99.7	98.9	99.8	99.9	99.9
Sec Mod	92.8	93.4	93.7	94.7	94.8	94.5	91.9	92.7	95.2	92.9
Independent	99.2	99.4	99.0	99.2	99.2	98.4	99.2	99.2	98.9	98.9
Sixth Form	96.2	97.8	96.2	98.4	100.0	99.2	97.7	100.0	79.2	97.4
FE/Tertiary	95.5	92.2	96.9	96.2	92.7	97.7	92.9	97.2	100.0	94.8
Academy	.	.	.	.	93.8	93.3	96.6	96.5	96.4	95.6
Other	83.0	74.7	71.8	82.6	82.2	90.4	83.5	92.1	85.0	80.1

### Cumulative Numbers

School type	2005	2006	2007	2008	2009	2010	2011	2012	2013	2014
Comprehensive	130348	139852	142571	135613	121851	109750	75067	64424	61752	63989
Grammar	4719	5447	6053	6179	6458	6251	4085	3923	3734	3811
Sec Mod	8203	7989	8143	7876	7373	6478	4285	3589	3527	3923
Independent	6750	7610	8636	8821	8352	8789	7837	8063	7987	7779
Sixth Form	128	132	76	62	62	129	129	33	42	37
FE/Tertiary	360	364	251	255	254	167	118	69	50	55
Academy	.	.	.	.	3060	3264	24966	29126	35364	39811
Other	377	316	275	1170	511	587	691	843	751	792



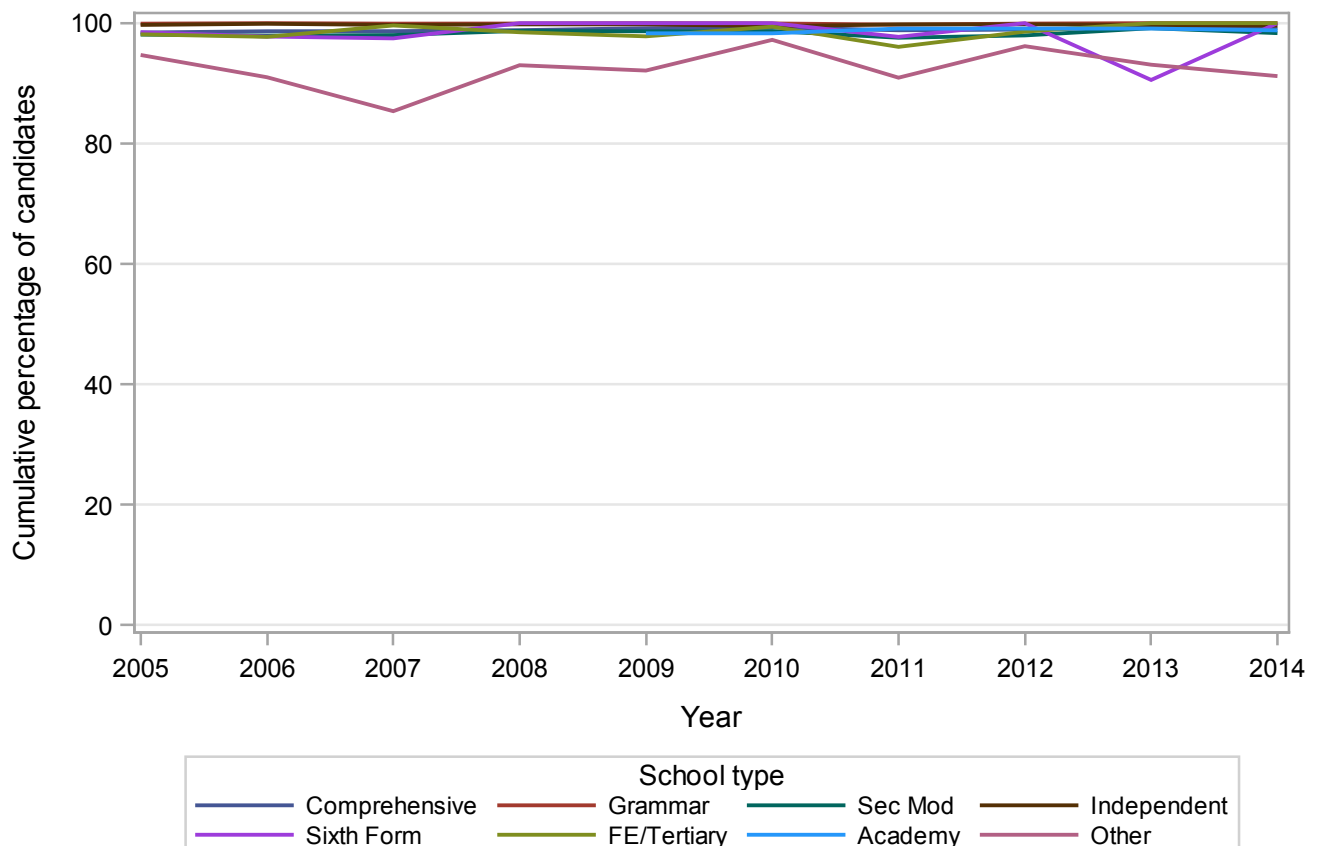
## GCSE PE/SPORT Grade F by school type 2005-2014 Cumulative Percentages

School type	2005	2006	2007	2008	2009	2010	2011	2012	2013	2014
Comprehensive	98.4	98.7	98.7	98.8	99.2	99.3	98.8	98.9	99.3	99.1
Grammar	99.9	100.0	99.9	99.9	100.0	100.0	99.8	99.9	100.0	100.0
Sec Mod	98.1	97.9	98.0	98.7	98.7	98.7	97.6	98.0	99.2	98.3
Independent	99.7	99.9	99.7	99.8	99.8	99.5	99.8	99.8	99.7	99.6
Sixth Form	98.5	97.8	97.5	100.0	100.0	100.0	97.7	100.0	90.6	100.0
FE/Tertiary	98.1	97.7	99.6	98.5	97.8	99.4	96.1	98.6	100.0	100.0
Academy	.	.	.	.	98.3	98.3	99.1	99.1	99.1	98.8
Other	94.7	91.0	85.4	93.0	92.1	97.2	90.9	96.2	93.1	91.2

### Cumulative Numbers

School type	2005	2006	2007	2008	2009	2010	2011	2012	2013	2014
Comprehensive	136429	145349	148298	140133	125273	112498	77486	66638	63544	65915
Grammar	4741	5454	6065	6187	6461	6265	4119	3929	3738	3814
Sec Mod	8669	8372	8521	8207	7673	6765	4549	3794	3673	4151
Independent	6784	7648	8697	8874	8402	8887	7884	8112	8052	7835
Sixth Form	131	132	77	63	62	130	129	33	48	38
FE/Tertiary	370	386	258	261	268	170	122	70	50	58
Academy	.	.	.	.	3207	3439	25612	29910	36355	41140
Other	430	385	327	1318	573	631	753	880	823	902

### Cumulative percentage at Grade F by school type



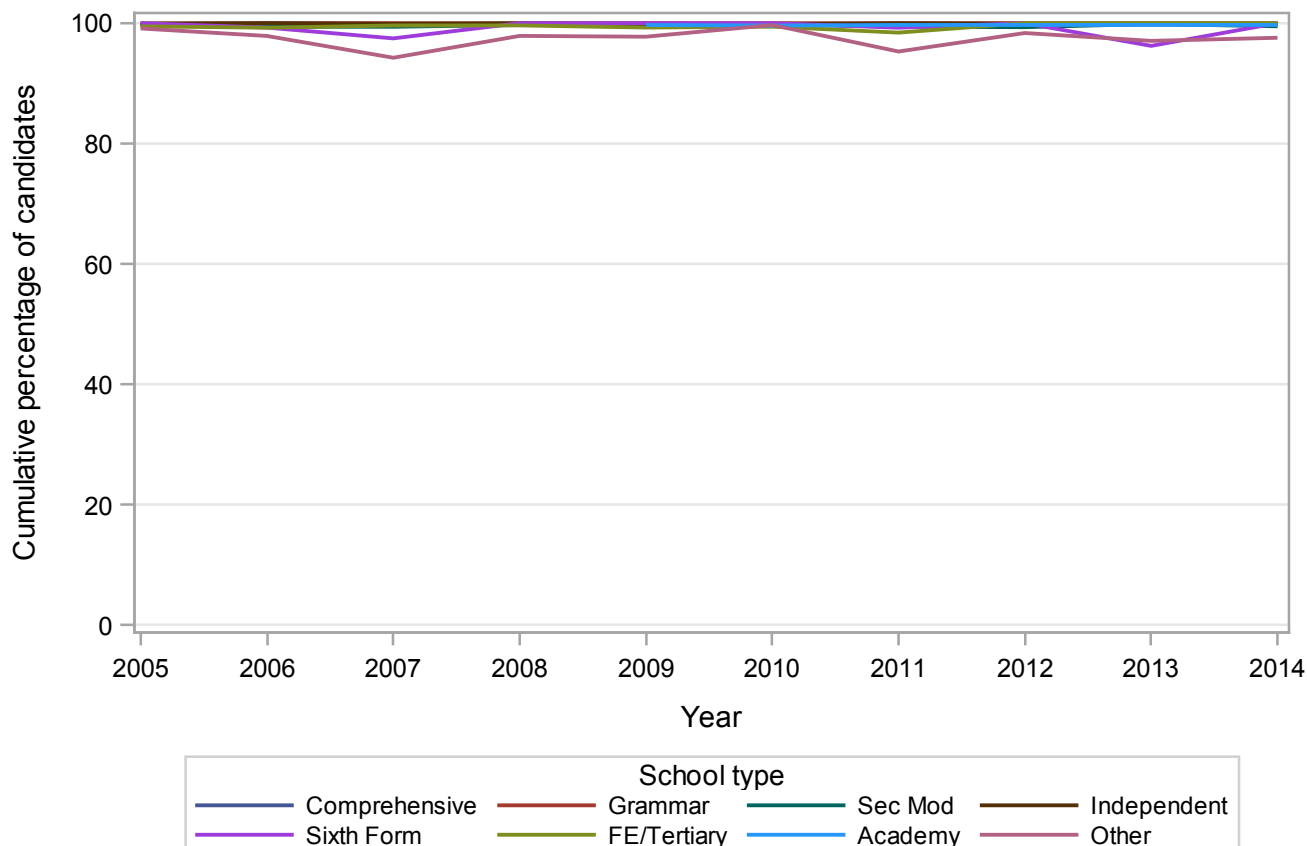
## GCSE PE/SPORT Grade G by school type 2005-2014 Cumulative Percentages

School type	2005	2006	2007	2008	2009	2010	2011	2012	2013	2014
Comprehensive	99.7	99.8	99.7	99.7	99.8	99.8	99.6	99.7	99.8	99.8
Grammar	100.0	100.0	100.0	99.9	100.0	100.0	100.0	100.0	100.0	100.0
Sec Mod	99.6	99.4	99.4	99.7	99.7	99.8	99.4	99.3	99.9	99.5
Independent	99.9	100.0	99.9	100.0	99.9	99.8	100.0	99.9	99.9	99.9
Sixth Form	100.0	99.3	97.5	100.0	100.0	100.0	99.2	100.0	96.2	100.0
FE/Tertiary	99.5	99.2	99.6	99.6	99.3	99.4	98.4	100.0	100.0	100.0
Academy	.	.	.	.	99.7	99.6	99.7	99.7	99.7	99.7
Other	99.1	97.9	94.3	97.9	97.7	99.7	95.3	98.4	97.1	97.6

## Cumulative Numbers

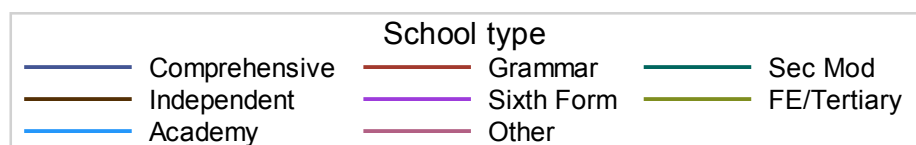
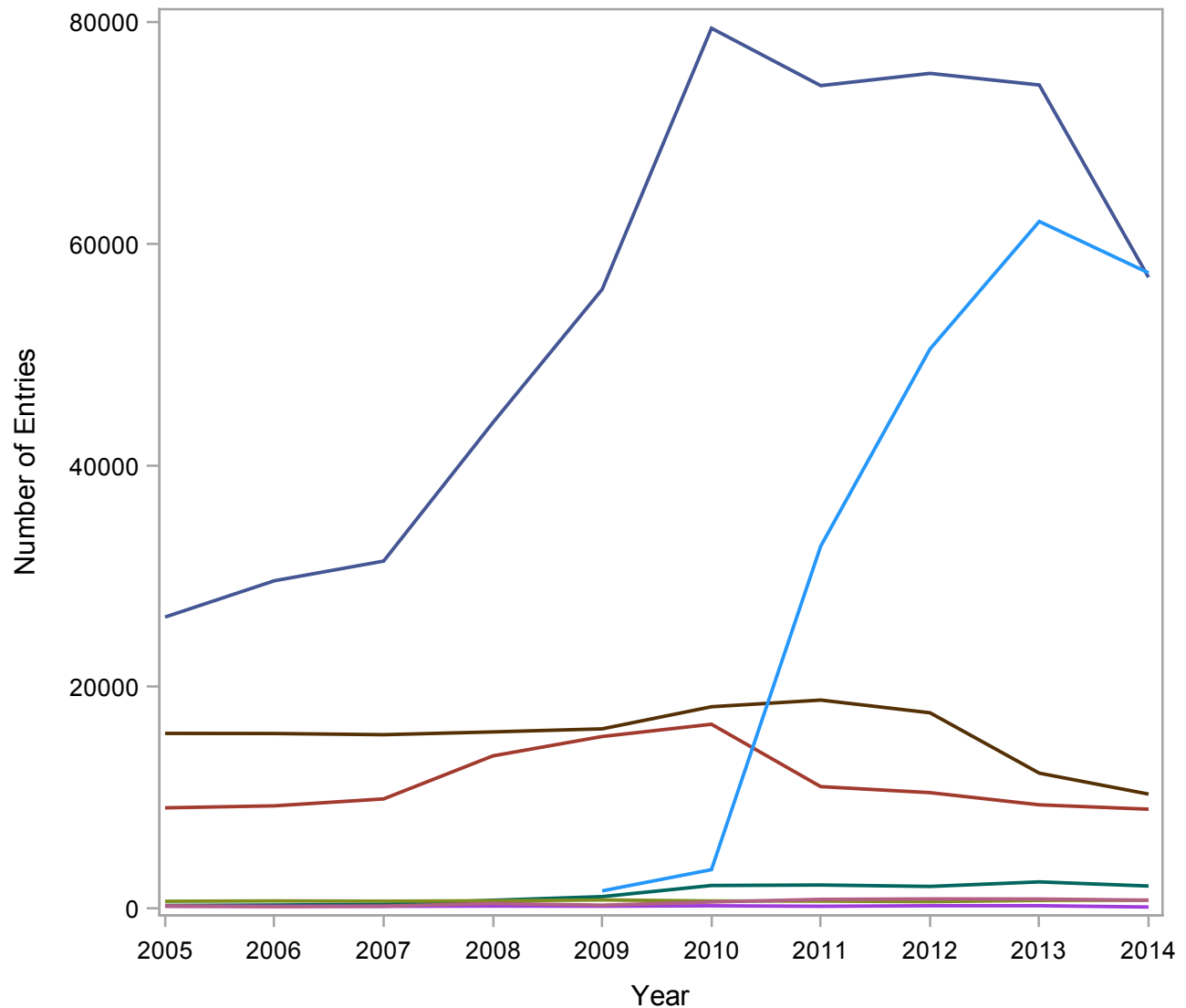
School type	2005	2006	2007	2008	2009	2010	2011	2012	2013	2014
Comprehensive	138172	147035	149864	141385	126089	113064	78125	67166	63865	66390
Grammar	4743	5454	6070	6187	6461	6268	4128	3932	3738	3814
Sec Mod	8801	8498	8641	8289	7755	6840	4635	3847	3699	4199
Independent	6797	7656	8714	8892	8411	8914	7900	8120	8068	7858
Sixth Form	133	134	77	63	62	130	131	33	51	38
FE/Tertiary	375	392	258	264	272	170	125	71	50	58
Academy	.	.	.	.	3252	3484	25767	30091	36574	41515
Other	450	414	361	1387	608	647	789	900	858	965

### Cumulative percentage at Grade G by school type



## Numbers of GCSE entries in PHYSICS by school type 2005-2014

School type	2005	2006	2007	2008	2009	2010	2011	2012	2013	2014
Comprehensive	26304	29580	31353	43852	55878	79438	74261	75366	74318	56964
Grammar	9089	9269	9893	13778	15527	16631	11003	10457	9361	8966
Sec Mod	276	316	377	747	1076	2078	2126	1995	2405	2031
Independent	15805	15795	15690	15939	16215	18209	18813	17664	12218	10329
Sixth Form	201	204	200	224	211	248	205	252	254	137
FE/Tertiary	656	687	665	699	776	681	672	622	736	754
Academy	.	.	.	.	1594	3511	32701	50489	62002	57363
Other	235	174	217	456	304	590	829	870	859	756



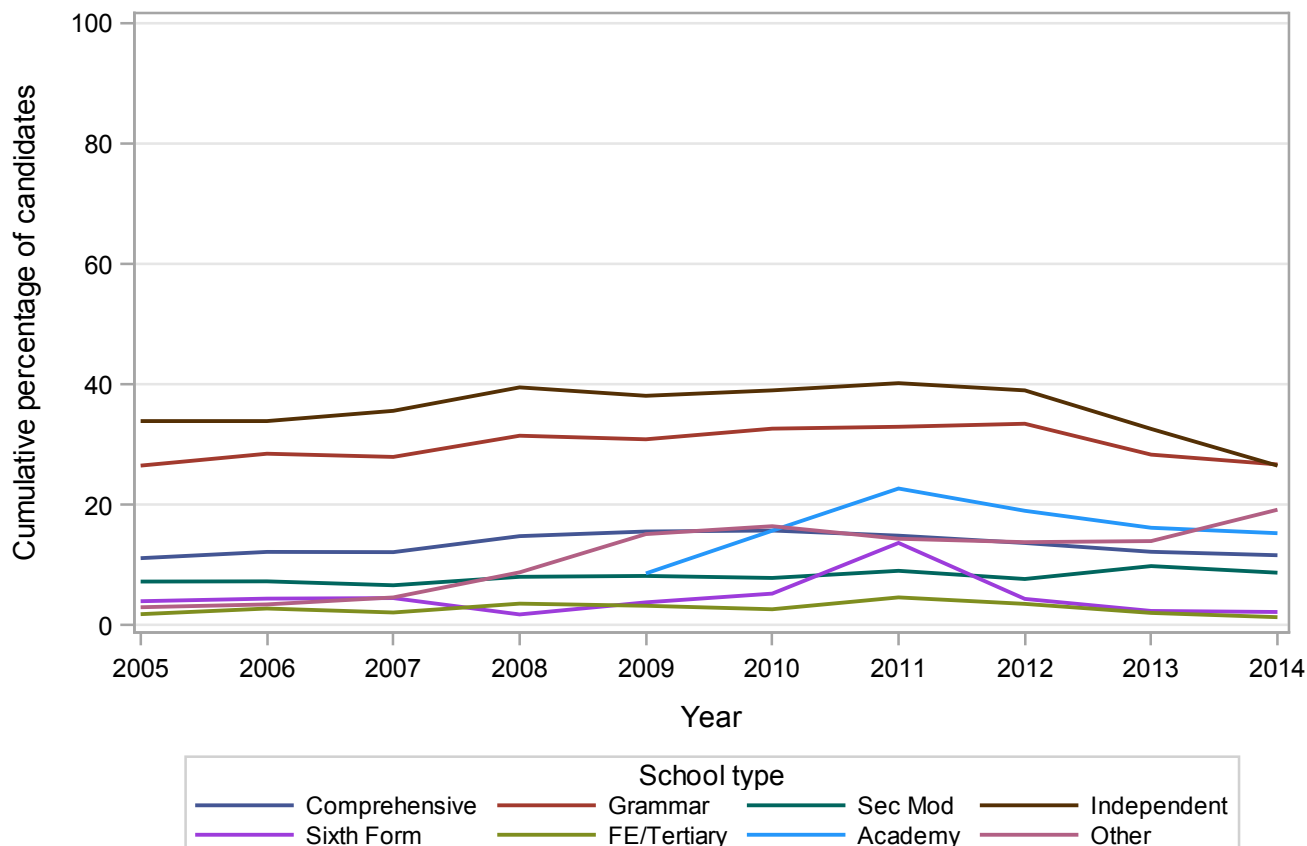
## GCSE PHYSICS Grade A\* by school type 2005-2014 Cumulative Percentages

School type	2005	2006	2007	2008	2009	2010	2011	2012	2013	2014
Comprehensive	11.1	12.2	12.1	14.8	15.6	15.7	14.9	13.7	12.2	11.6
Grammar	26.5	28.5	27.9	31.5	30.9	32.6	33.0	33.5	28.3	26.7
Sec Mod	7.2	7.3	6.6	8.0	8.2	7.8	9.0	7.7	9.8	8.7
Independent	33.9	33.9	35.6	39.5	38.1	39.0	40.2	39.0	32.6	26.5
Sixth Form	4.0	4.4	4.5	1.8	3.8	5.2	13.7	4.4	2.4	2.2
FE/Tertiary	1.8	2.8	2.1	3.6	3.2	2.6	4.6	3.5	2.0	1.3
Academy	.	.	.	.	8.6	15.7	22.7	19.0	16.2	15.3
Other	3.0	3.4	4.6	8.8	15.1	16.4	14.4	13.8	14.0	19.2

### Cumulative Numbers

School type	2005	2006	2007	2008	2009	2010	2011	2012	2013	2014
Comprehensive	2928	3600	3803	6485	8695	12491	11042	10289	9059	6617
Grammar	2409	2640	2765	4336	4794	5429	3626	3499	2652	2394
Sec Mod	20	23	25	60	88	163	192	153	236	177
Independent	5358	5355	5586	6296	6178	7102	7563	6889	3983	2737
Sixth Form	8	9	9	4	8	13	28	11	6	3
FE/Tertiary	12	19	14	25	25	18	31	22	15	10
Academy	.	.	.	.	137	551	7423	9593	10031	8763
Other	7	6	10	40	46	97	119	120	120	145

### Cumulative percentage at Grade A\* by school type



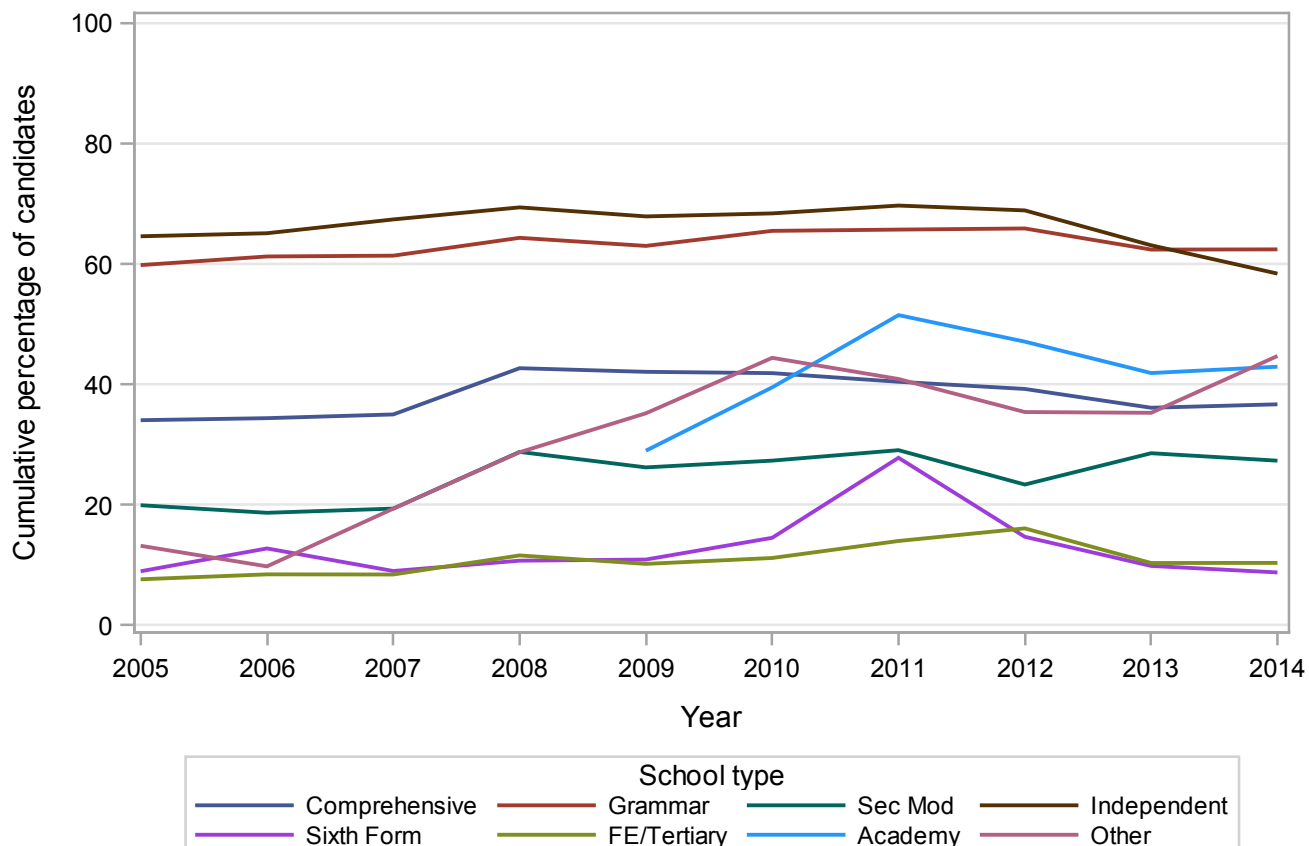
## GCSE PHYSICS Grade A by school type 2005-2014 Cumulative Percentages

School type	2005	2006	2007	2008	2009	2010	2011	2012	2013	2014
Comprehensive	34.0	34.4	35.0	42.7	42.1	41.9	40.4	39.2	36.1	36.7
Grammar	59.8	61.2	61.4	64.3	63.0	65.5	65.7	65.9	62.4	62.4
Sec Mod	19.9	18.7	19.4	28.8	26.2	27.3	29.1	23.4	28.6	27.3
Independent	64.6	65.1	67.4	69.4	67.9	68.4	69.7	68.9	63.1	58.4
Sixth Form	9.0	12.7	9.0	10.7	10.9	14.5	27.8	14.7	9.8	8.8
FE/Tertiary	7.6	8.4	8.4	11.6	10.2	11.2	14.0	16.1	10.3	10.3
Academy	.	.	.	.	29.0	39.5	51.5	47.1	41.9	42.9
Other	13.2	9.8	19.4	28.7	35.2	44.4	40.9	35.4	35.3	44.7

### Cumulative Numbers

School type	2005	2006	2007	2008	2009	2010	2011	2012	2013	2014
Comprehensive	8956	10171	10975	18719	23516	33259	30025	29573	26841	20899
Grammar	5436	5677	6072	8865	9782	10893	7230	6891	5840	5597
Sec Mod	55	59	73	215	282	568	618	466	687	555
Independent	10210	10283	10575	11062	11010	12455	13113	12170	7710	6032
Sixth Form	18	26	18	24	23	36	57	37	25	12
FE/Tertiary	50	58	56	81	79	76	94	100	76	78
Academy	.	.	.	.	462	1387	16841	23780	25965	24628
Other	31	17	42	131	107	262	339	308	303	338

### Cumulative percentage at Grade A by school type



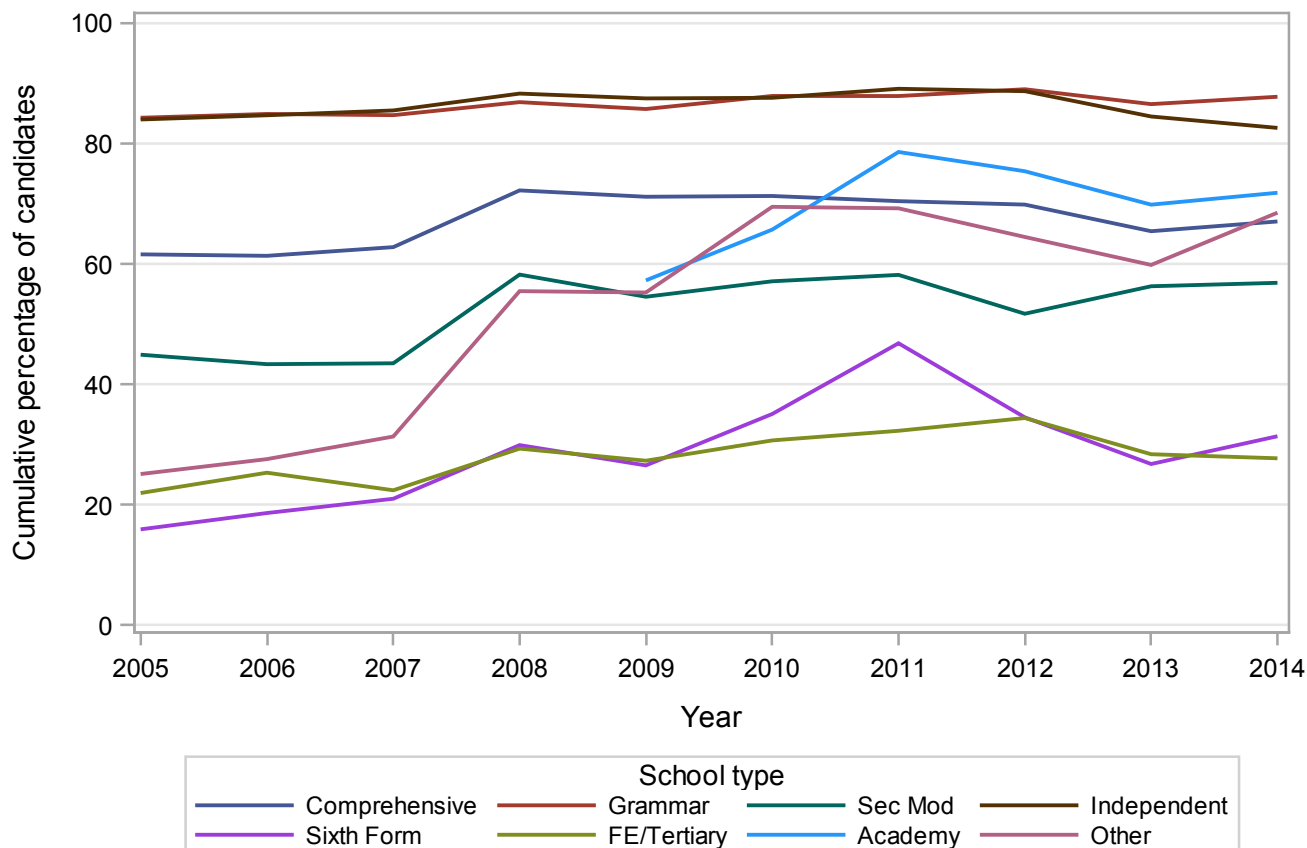
## GCSE PHYSICS Grade B by school type 2005-2014 Cumulative Percentages

School type	2005	2006	2007	2008	2009	2010	2011	2012	2013	2014
Comprehensive	61.6	61.4	62.8	72.2	71.2	71.3	70.4	69.9	65.4	67.1
Grammar	84.3	84.9	84.7	86.9	85.7	87.9	87.9	89.0	86.6	87.8
Sec Mod	44.9	43.4	43.5	58.2	54.6	57.1	58.2	51.7	56.3	56.9
Independent	84.0	84.7	85.5	88.3	87.5	87.6	89.1	88.7	84.5	82.6
Sixth Form	15.9	18.6	21.0	29.9	26.5	35.1	46.8	34.5	26.8	31.4
FE/Tertiary	22.0	25.3	22.4	29.3	27.3	30.7	32.3	34.4	28.4	27.7
Academy	.	.	.	.	57.3	65.7	78.6	75.4	69.9	71.8
Other	25.1	27.6	31.3	55.5	55.3	69.5	69.2	64.5	59.8	68.5

### Cumulative Numbers

School type	2005	2006	2007	2008	2009	2010	2011	2012	2013	2014
Comprehensive	16202	18148	19689	31669	39765	56633	52303	52650	48633	38202
Grammar	7661	7871	8381	11970	13312	14620	9671	9309	8102	7870
Sec Mod	124	137	164	435	587	1187	1237	1032	1354	1155
Independent	13276	13378	13415	14074	14188	15951	16762	15668	10324	8532
Sixth Form	32	38	42	67	56	87	96	87	68	43
FE/Tertiary	144	174	149	205	212	209	217	214	209	209
Academy	.	.	.	.	913	2307	25703	38069	43311	41202
Other	59	48	68	253	168	410	574	561	514	518

### Cumulative percentage at Grade B by school type





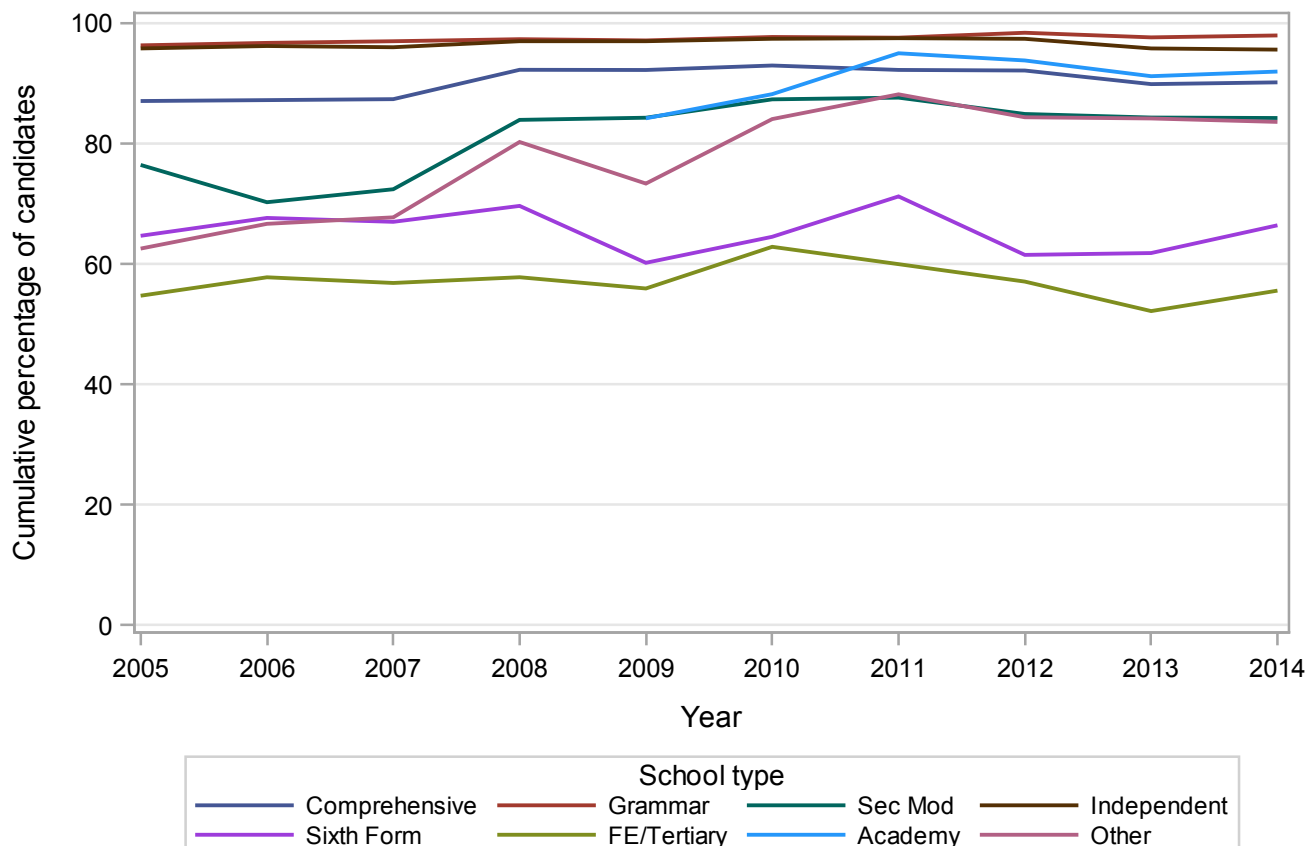
## GCSE PHYSICS Grade C by school type 2005-2014 Cumulative Percentages

School type	2005	2006	2007	2008	2009	2010	2011	2012	2013	2014
Comprehensive	87.1	87.2	87.4	92.3	92.2	93.0	92.2	92.1	89.9	90.2
Grammar	96.3	96.7	97.0	97.3	97.1	97.7	97.6	98.4	97.6	98.0
Sec Mod	76.4	70.3	72.4	83.9	84.3	87.3	87.6	84.9	84.3	84.2
Independent	95.8	96.2	96.0	97.0	97.0	97.4	97.5	97.4	95.8	95.6
Sixth Form	64.7	67.6	67.0	69.6	60.2	64.5	71.2	61.5	61.8	66.4
FE/Tertiary	54.7	57.8	56.8	57.8	55.9	62.8	60.0	57.1	52.2	55.6
Academy	.	.	.	.	84.2	88.2	95.0	93.8	91.2	92.0
Other	62.6	66.7	67.7	80.3	73.4	84.1	88.2	84.4	84.2	83.6

### Cumulative Numbers

School type	2005	2006	2007	2008	2009	2010	2011	2012	2013	2014
Comprehensive	22902	25799	27395	40455	51531	73850	68492	69437	66793	51361
Grammar	8754	8965	9596	13411	15081	16249	10738	10290	9140	8783
Sec Mod	211	222	273	627	907	1815	1863	1694	2028	1711
Independent	15141	15195	15062	15461	15729	17736	18343	17205	11705	9875
Sixth Form	130	138	134	156	127	160	146	155	157	91
FE/Tertiary	359	397	378	404	434	428	403	355	384	419
Academy	.	.	.	.	1342	3097	31066	47359	56538	52751
Other	147	116	147	366	223	496	731	734	723	632

### Cumulative percentage at Grade C by school type

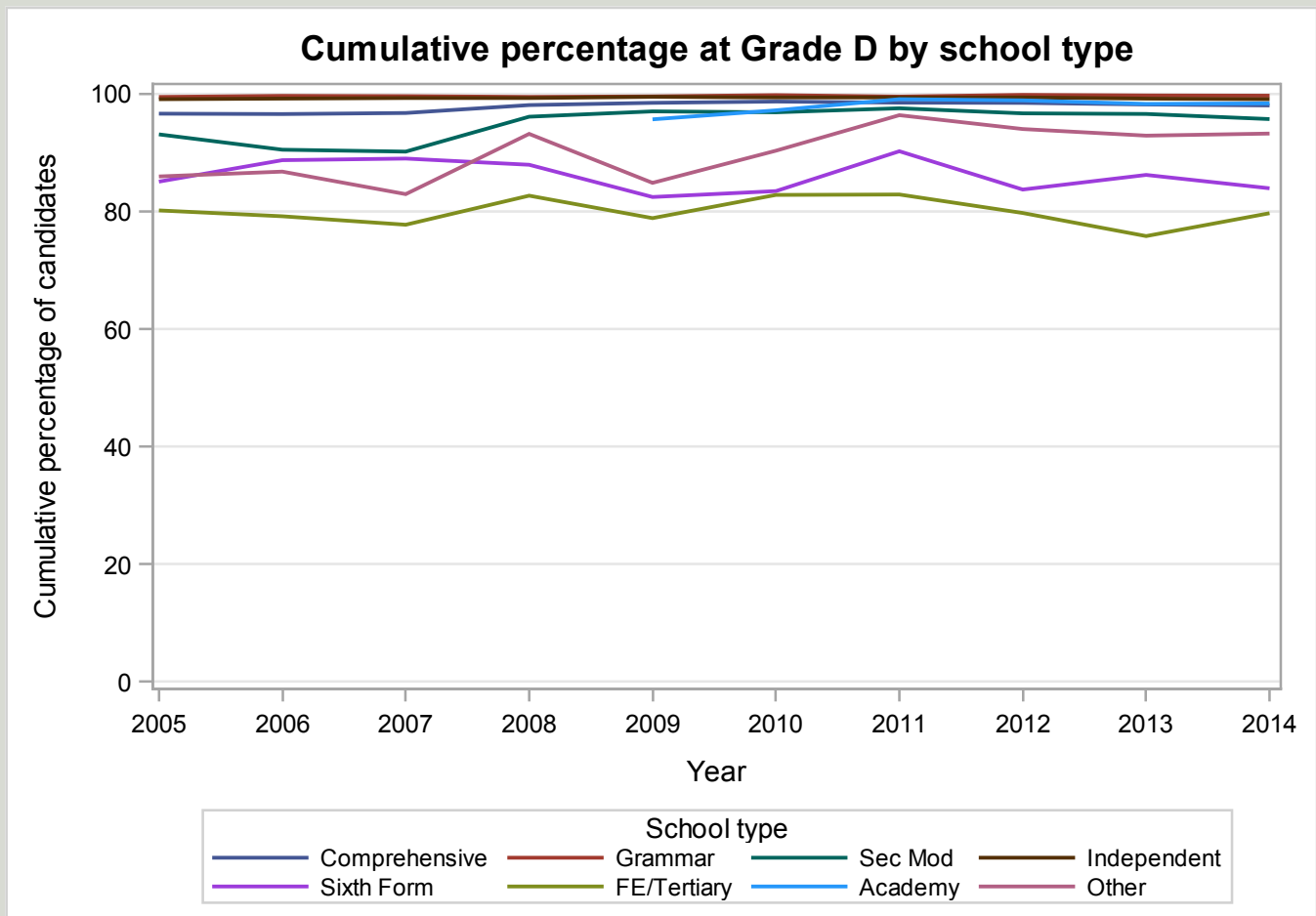


## GCSE PHYSICS Grade D by school type 2005-2014 Cumulative Percentages

School type	2005	2006	2007	2008	2009	2010	2011	2012	2013	2014
Comprehensive	96.6	96.6	96.8	98.1	98.5	98.7	98.5	98.5	98.2	98.0
Grammar	99.5	99.7	99.6	99.5	99.6	99.8	99.5	99.8	99.7	99.7
Sec Mod	93.1	90.5	90.2	96.1	97.0	96.9	97.6	96.7	96.6	95.7
Independent	99.1	99.2	99.3	99.3	99.5	99.4	99.4	99.4	99.2	99.1
Sixth Form	85.1	88.7	89.0	87.9	82.5	83.5	90.2	83.7	86.2	83.9
FE/Tertiary	80.2	79.2	77.7	82.7	78.9	82.8	82.9	79.7	75.8	79.7
Academy	.	.	.	.	95.7	97.2	99.1	98.9	98.3	98.4
Other	86.0	86.8	82.9	93.2	84.9	90.3	96.4	94.0	92.9	93.3

### Cumulative Numbers

School type	2005	2006	2007	2008	2009	2010	2011	2012	2013	2014
Comprehensive	25419	28566	30335	43019	55028	78405	73158	74215	72981	55845
Grammar	9042	9238	9855	13707	15461	16596	10952	10440	9336	8939
Sec Mod	257	286	340	718	1044	2013	2074	1929	2323	1944
Independent	15663	15669	15580	15827	16134	18100	18700	17558	12120	10236
Sixth Form	171	181	178	197	174	207	185	211	219	115
FE/Tertiary	526	544	517	578	612	564	557	496	558	601
Academy	.	.	.	.	1525	3413	32407	49934	60948	56439
Other	202	151	180	425	258	533	799	818	798	705



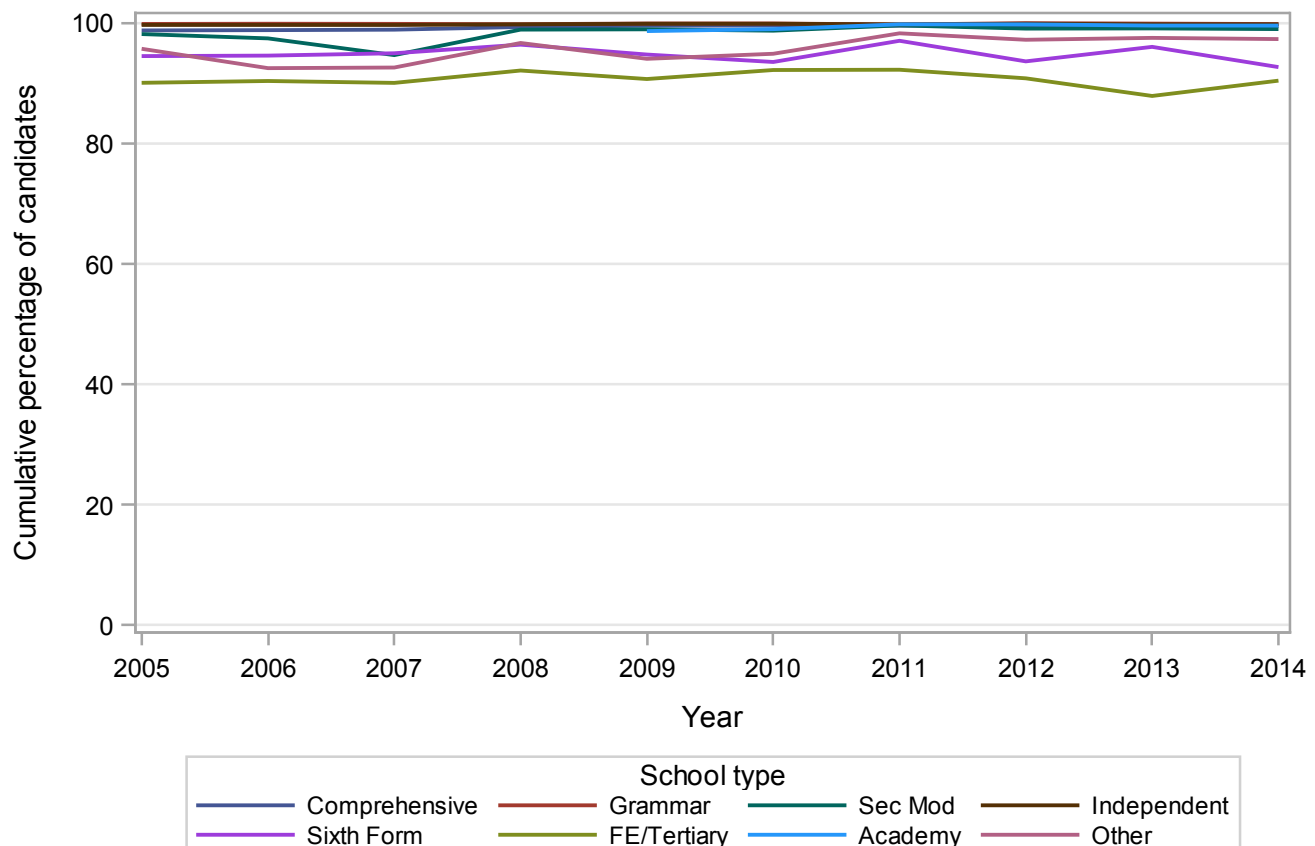
## GCSE PHYSICS Grade E by school type 2005-2014 Cumulative Percentages

School type	2005	2006	2007	2008	2009	2010	2011	2012	2013	2014
Comprehensive	98.8	98.8	98.9	99.4	99.6	99.6	99.6	99.7	99.5	99.5
Grammar	99.9	99.9	99.9	99.8	99.9	99.9	99.8	100.0	99.9	99.9
Sec Mod	98.2	97.5	94.7	98.9	99.0	98.7	99.6	99.1	99.1	99.0
Independent	99.7	99.7	99.7	99.8	99.9	99.9	99.8	99.9	99.8	99.8
Sixth Form	94.5	94.6	95.0	96.4	94.8	93.5	97.1	93.7	96.1	92.7
FE/Tertiary	90.1	90.4	90.1	92.1	90.7	92.2	92.3	90.8	87.9	90.5
Academy	.	.	.	.	98.7	99.0	99.8	99.8	99.6	99.6
Other	95.7	92.5	92.6	96.7	94.1	94.9	98.3	97.2	97.6	97.4

### Cumulative Numbers

School type	2005	2006	2007	2008	2009	2010	2011	2012	2013	2014
Comprehensive	25987	29236	31014	43573	55643	79120	73953	75119	73956	56686
Grammar	9077	9260	9881	13754	15518	16622	10978	10457	9354	8953
Sec Mod	271	308	357	739	1065	2052	2118	1977	2384	2011
Independent	15758	15748	15643	15907	16199	18191	18775	17646	12194	10308
Sixth Form	190	193	190	216	200	232	199	236	244	127
FE/Tertiary	591	621	599	644	704	628	620	565	647	682
Academy	.	.	.	.	1573	3476	32636	50388	61755	57131
Other	225	161	201	441	286	560	815	846	838	736

### Cumulative percentage at Grade E by school type



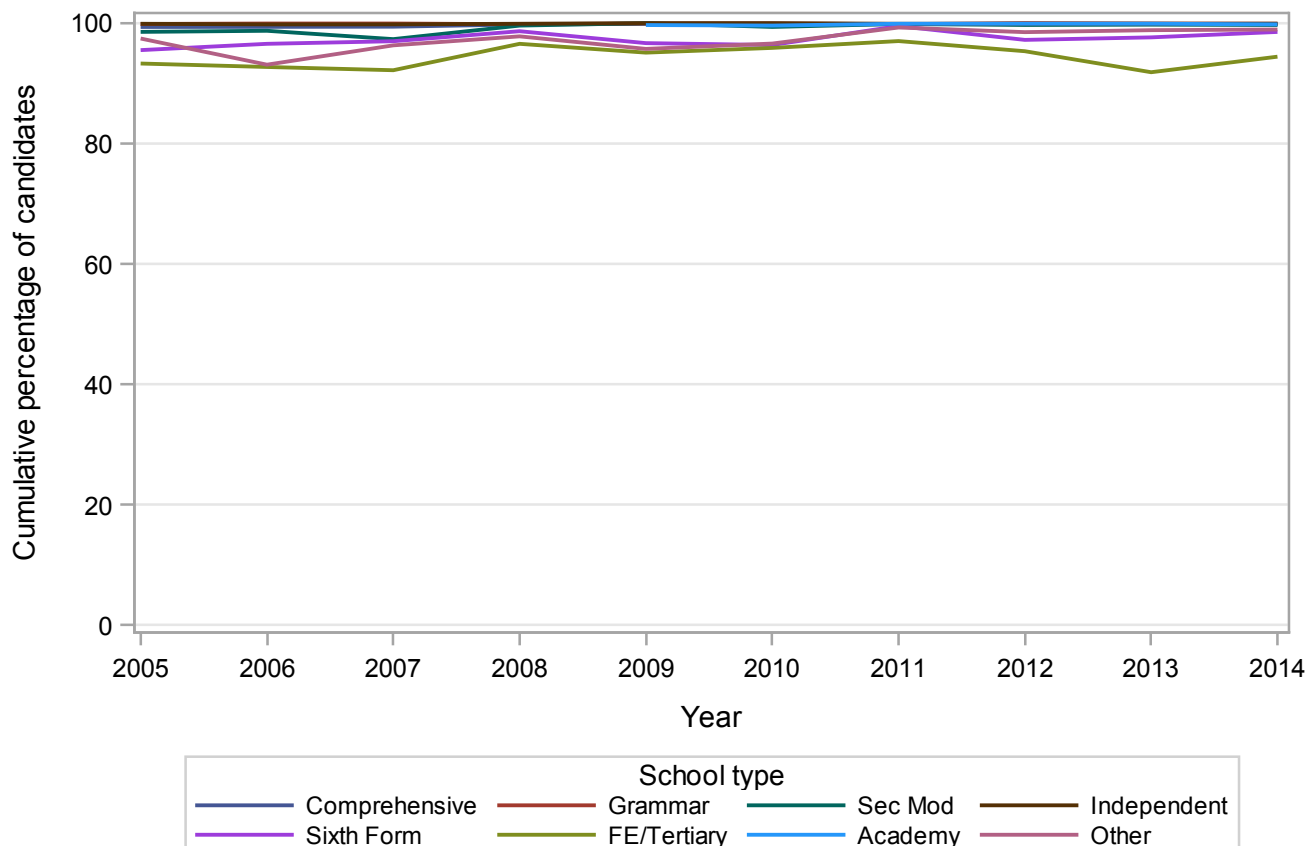
## GCSE PHYSICS Grade F by school type 2005-2014 Cumulative Percentages

School type	2005	2006	2007	2008	2009	2010	2011	2012	2013	2014
Comprehensive	99.4	99.4	99.4	99.8	99.9	99.9	99.8	99.9	99.9	99.8
Grammar	99.9	99.9	99.9	99.8	99.9	99.9	99.8	100.0	99.9	99.9
Sec Mod	98.6	98.7	97.3	99.6	100.0	99.4	99.9	99.7	99.8	99.7
Independent	99.9	99.8	99.8	99.9	100.0	100.0	99.9	99.9	99.9	99.9
Sixth Form	95.5	96.6	97.0	98.7	96.7	96.4	99.5	97.2	97.6	98.5
FE/Tertiary	93.3	92.7	92.2	96.6	95.1	95.9	97.0	95.3	91.8	94.4
Academy	.	.	.	.	99.7	99.6	99.9	99.9	99.9	99.8
Other	97.4	93.1	96.3	97.8	95.7	96.6	99.3	98.5	98.8	98.9

### Cumulative Numbers

School type	2005	2006	2007	2008	2009	2010	2011	2012	2013	2014
Comprehensive	26137	29398	31170	43756	55810	79342	74124	75291	74243	56857
Grammar	9077	9263	9887	13754	15518	16622	10985	10457	9354	8959
Sec Mod	272	312	367	744	1076	2065	2123	1989	2399	2025
Independent	15789	15763	15659	15923	16215	18209	18794	17646	12206	10319
Sixth Form	192	197	194	221	204	239	204	245	248	135
FE/Tertiary	612	637	613	675	738	653	652	593	676	712
Academy	.	.	.	.	1589	3497	32668	50439	61940	57248
Other	229	162	209	446	291	570	823	857	849	748

### Cumulative percentage at Grade F by school type



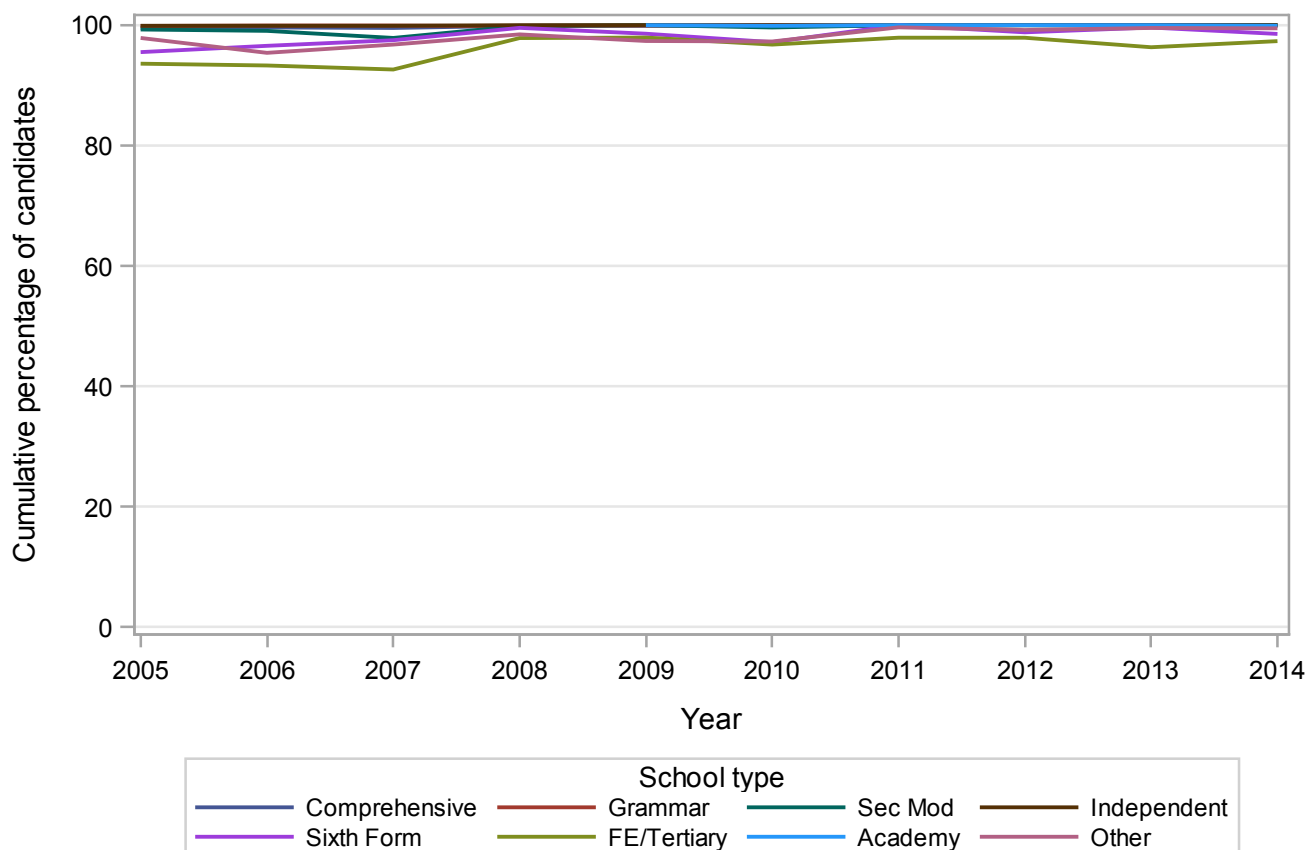
## GCSE PHYSICS Grade G by school type 2005-2014 Cumulative Percentages

School type	2005	2006	2007	2008	2009	2010	2011	2012	2013	2014
Comprehensive	99.5	99.6	99.5	99.9	99.9	100.0	99.9	100.0	100.0	99.9
Grammar	99.9	99.9	99.9	99.8	99.9	99.9	99.9	100.0	100.0	100.0
Sec Mod	99.3	99.1	97.9	99.9	100.0	99.6	100.0	100.0	99.9	100.0
Independent	99.9	99.9	99.9	100.0	100.0	100.0	100.0	100.0	100.0	100.0
Sixth Form	95.5	96.6	97.5	99.6	98.6	97.2	100.0	98.8	99.6	98.5
FE/Tertiary	93.6	93.3	92.6	97.9	97.9	96.8	97.9	97.9	96.3	97.3
Academy	.	.	.	.	100.0	99.9	100.0	100.0	100.0	99.9
Other	97.9	95.4	96.8	98.5	97.4	97.3	99.6	99.2	99.5	99.5

### Cumulative Numbers

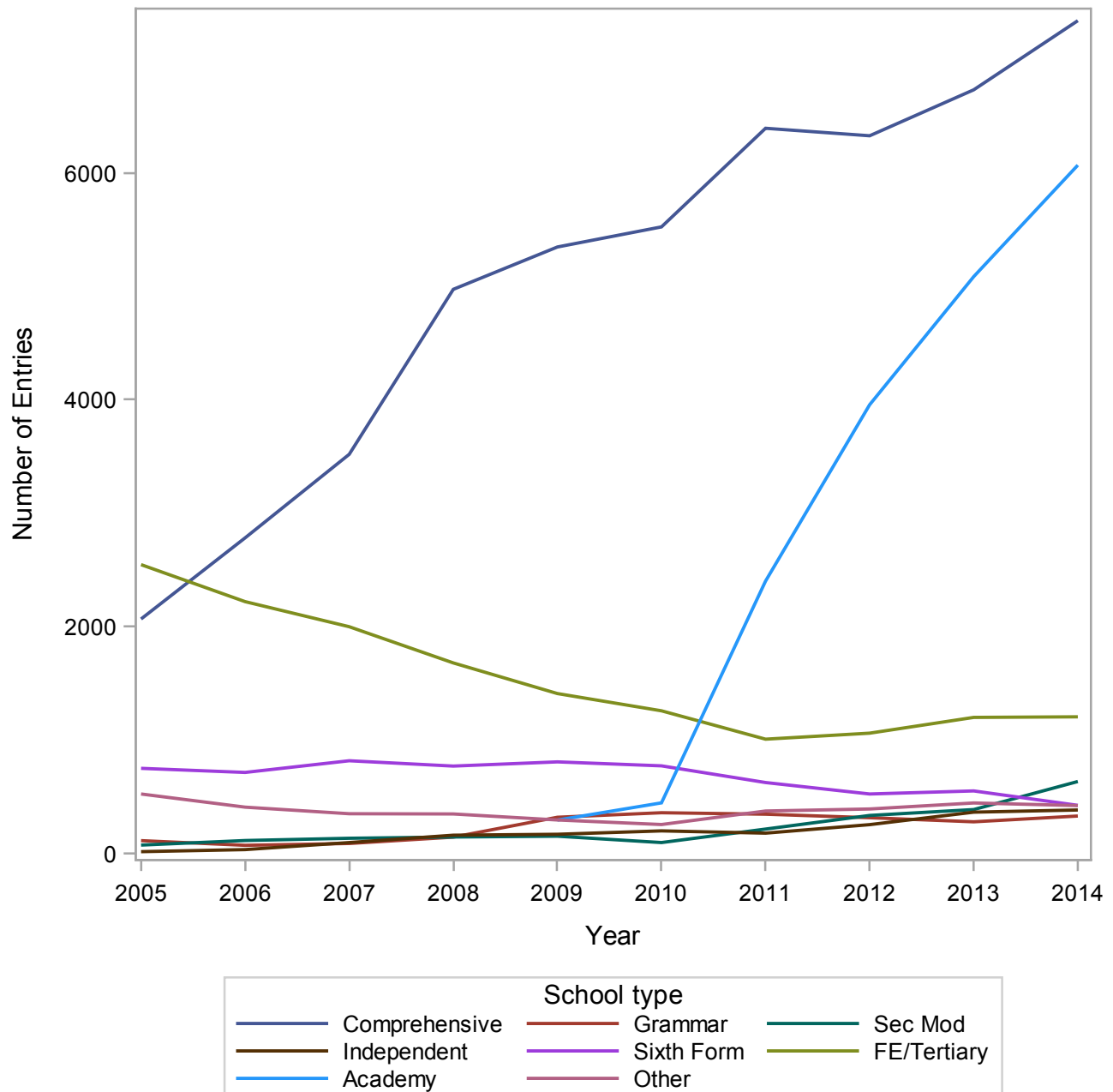
School type	2005	2006	2007	2008	2009	2010	2011	2012	2013	2014
Comprehensive	26181	29467	31207	43808	55822	79422	74187	75366	74318	56914
Grammar	9077	9263	9887	13754	15518	16622	10989	10457	9361	8966
Sec Mod	274	313	369	746	1076	2070	2126	1995	2403	2031
Independent	15789	15779	15674	15939	16215	18209	18813	17664	12218	10329
Sixth Form	192	197	195	223	208	241	205	249	253	135
FE/Tertiary	614	641	616	684	760	659	658	609	709	734
Academy	.	.	.	.	1594	3507	32701	50489	62002	57306
Other	230	166	210	449	296	574	826	863	855	752

### Cumulative percentage at Grade G by school type



## Numbers of GCSE entries in PSYCHOLOGY by school type 2005-2014

School type	2005	2006	2007	2008	2009	2010	2011	2012	2013	2014
Comprehensive	2068	2783	3519	4973	5346	5523	6392	6326	6731	7340
Grammar	115	74	90	146	321	361	348	317	281	332
Sec Mod	76	116	136	147	154	98	217	337	389	636
Independent	18	36	98	163	171	201	181	256	366	385
Sixth Form	752	716	819	772	809	774	627	526	553	426
FE/Tertiary	2547	2221	2000	1681	1411	1259	1009	1062	1201	1206
Academy	.	.	.	.	296	448	2402	3956	5085	6067
Other	526	410	352	350	297	257	376	394	447	424



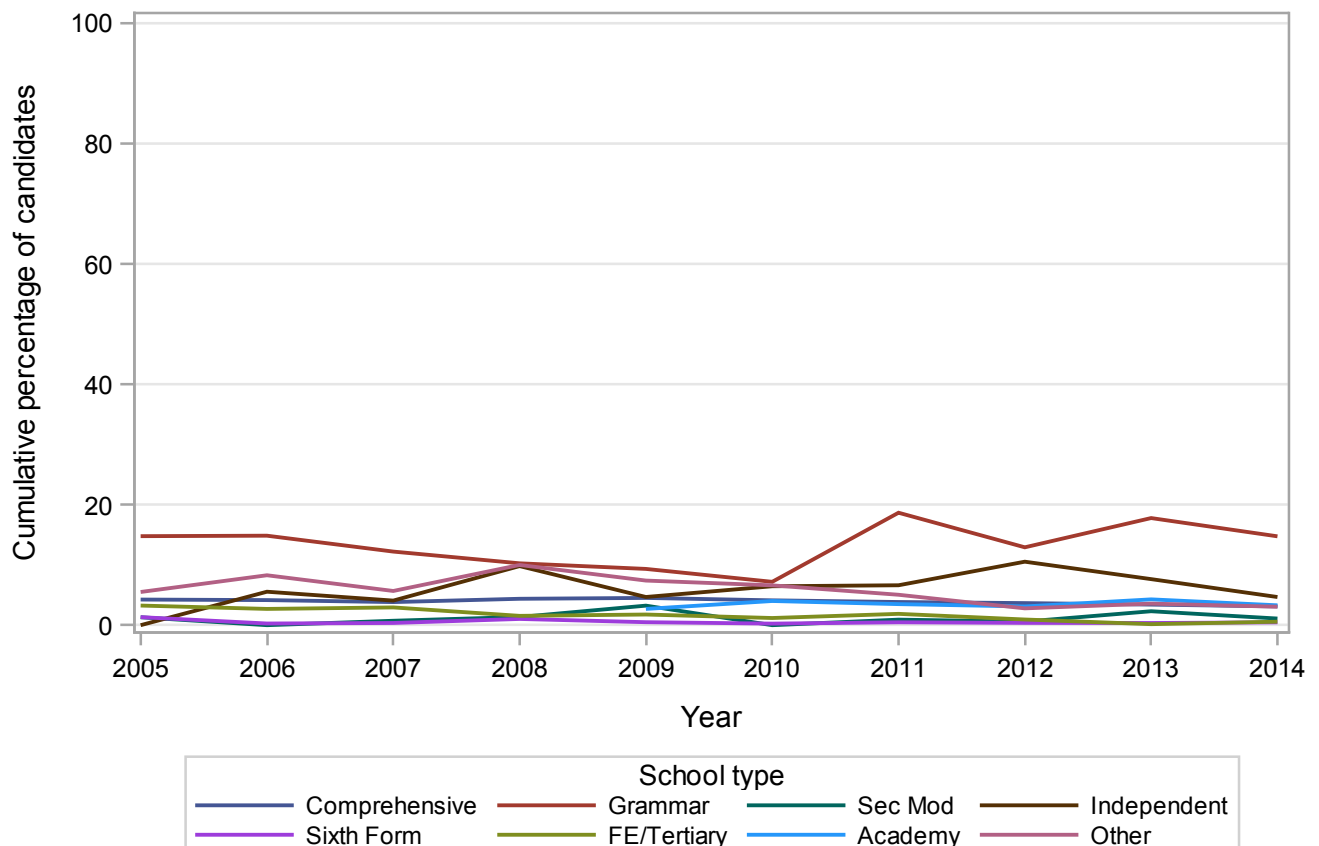
## GCSE PSYCHOLOGY Grade A\* by school type 2005-2014 Cumulative Percentages

School type	2005	2006	2007	2008	2009	2010	2011	2012	2013	2014
Comprehensive	4.3	4.2	3.8	4.4	4.5	4.1	3.8	3.7	3.4	3.1
Grammar	14.8	14.9	12.2	10.3	9.3	7.2	18.7	12.9	17.8	14.8
Sec Mod	1.3	0.0	0.7	1.4	3.2	0.0	0.9	0.6	2.3	1.1
Independent	0.0	5.6	4.1	9.8	4.7	6.5	6.6	10.5	7.7	4.7
Sixth Form	1.3	0.3	0.4	1.0	0.5	0.3	0.5	0.4	0.4	0.5
FE/Tertiary	3.3	2.7	3.0	1.5	1.8	1.2	1.9	0.9	0.2	0.6
Academy	.	.	.	.	2.7	4.0	3.5	3.1	4.3	3.3
Other	5.5	8.3	5.7	10.0	7.4	6.6	5.1	2.8	3.6	3.1

### Cumulative Numbers

School type	2005	2006	2007	2008	2009	2010	2011	2012	2013	2014
Comprehensive	88	116	135	218	242	228	246	232	230	229
Grammar	17	11	11	15	30	26	65	41	50	49
Sec Mod	1	0	1	2	5	0	2	2	9	7
Independent	0	2	4	16	8	13	12	27	28	18
Sixth Form	10	2	3	8	4	2	3	2	2	2
FE/Tertiary	83	60	59	26	25	15	19	10	2	7
Academy	.	.	.	.	8	18	84	123	218	200
Other	29	34	20	35	22	17	19	11	16	13

### Cumulative percentage at Grade A\* by school type



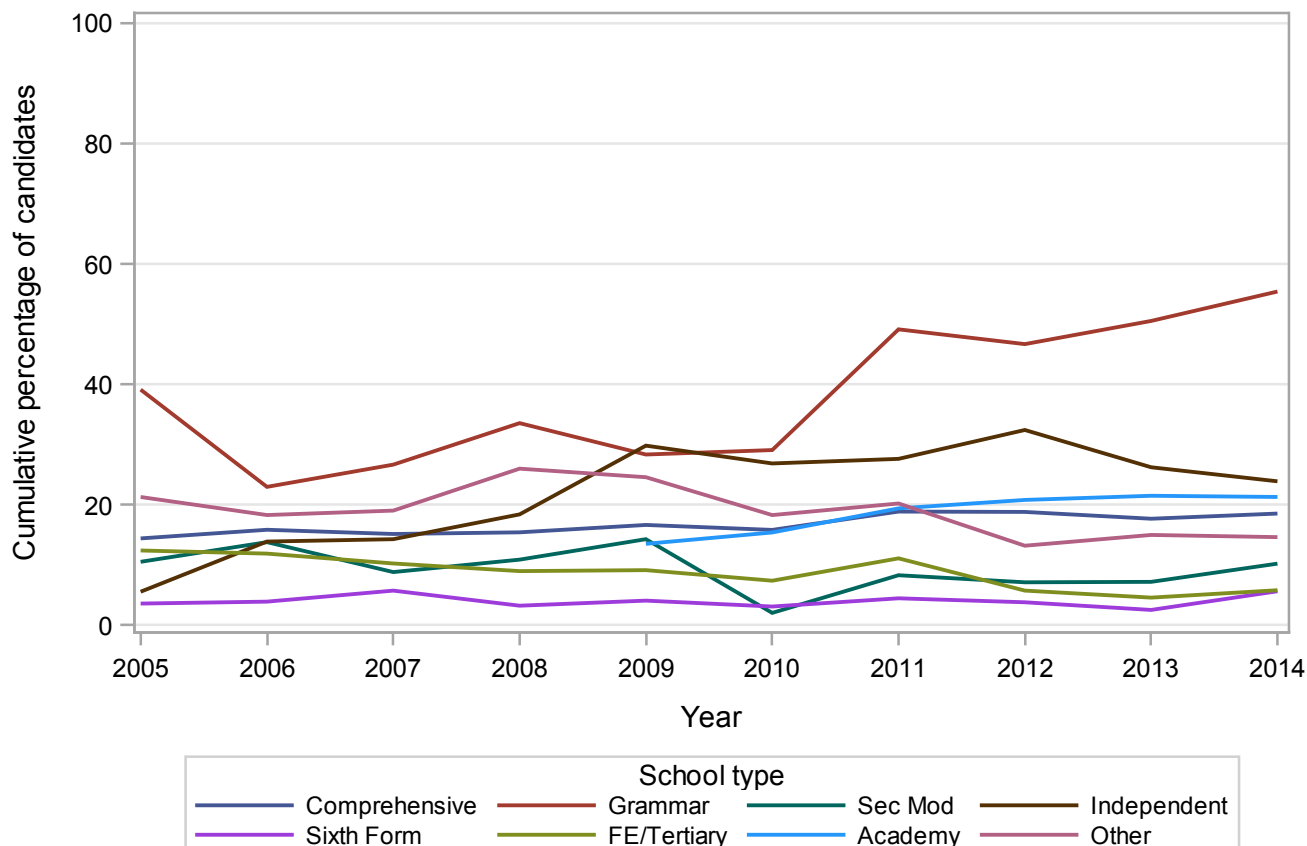
## GCSE PSYCHOLOGY Grade A by school type 2005-2014 Cumulative Percentages

School type	2005	2006	2007	2008	2009	2010	2011	2012	2013	2014
Comprehensive	14.4	15.8	15.1	15.4	16.6	15.8	18.9	18.8	17.7	18.5
Grammar	39.1	23.0	26.7	33.6	28.3	29.1	49.1	46.7	50.5	55.4
Sec Mod	10.5	13.8	8.8	10.9	14.3	2.0	8.3	7.1	7.2	10.2
Independent	5.6	13.9	14.3	18.4	29.8	26.9	27.6	32.4	26.2	23.9
Sixth Form	3.6	3.9	5.7	3.2	4.1	3.1	4.5	3.8	2.5	5.6
FE/Tertiary	12.4	11.9	10.3	9.0	9.1	7.4	11.1	5.7	4.6	5.8
Academy	.	.	.	.	13.5	15.4	19.4	20.8	21.5	21.3
Other	21.3	18.3	19.0	26.0	24.6	18.3	20.2	13.2	15.0	14.6

### Cumulative Numbers

School type	2005	2006	2007	2008	2009	2010	2011	2012	2013	2014
Comprehensive	298	441	533	767	890	874	1206	1190	1190	1361
Grammar	45	17	24	49	91	105	171	148	142	184
Sec Mod	8	16	12	16	22	2	18	24	28	65
Independent	1	5	14	30	51	54	50	83	96	92
Sixth Form	27	28	47	25	33	24	28	20	14	24
FE/Tertiary	316	264	205	151	129	93	112	61	55	70
Academy	.	.	.	.	40	69	466	823	1093	1292
Other	112	75	67	91	73	47	76	52	67	62

### Cumulative percentage at Grade A by school type





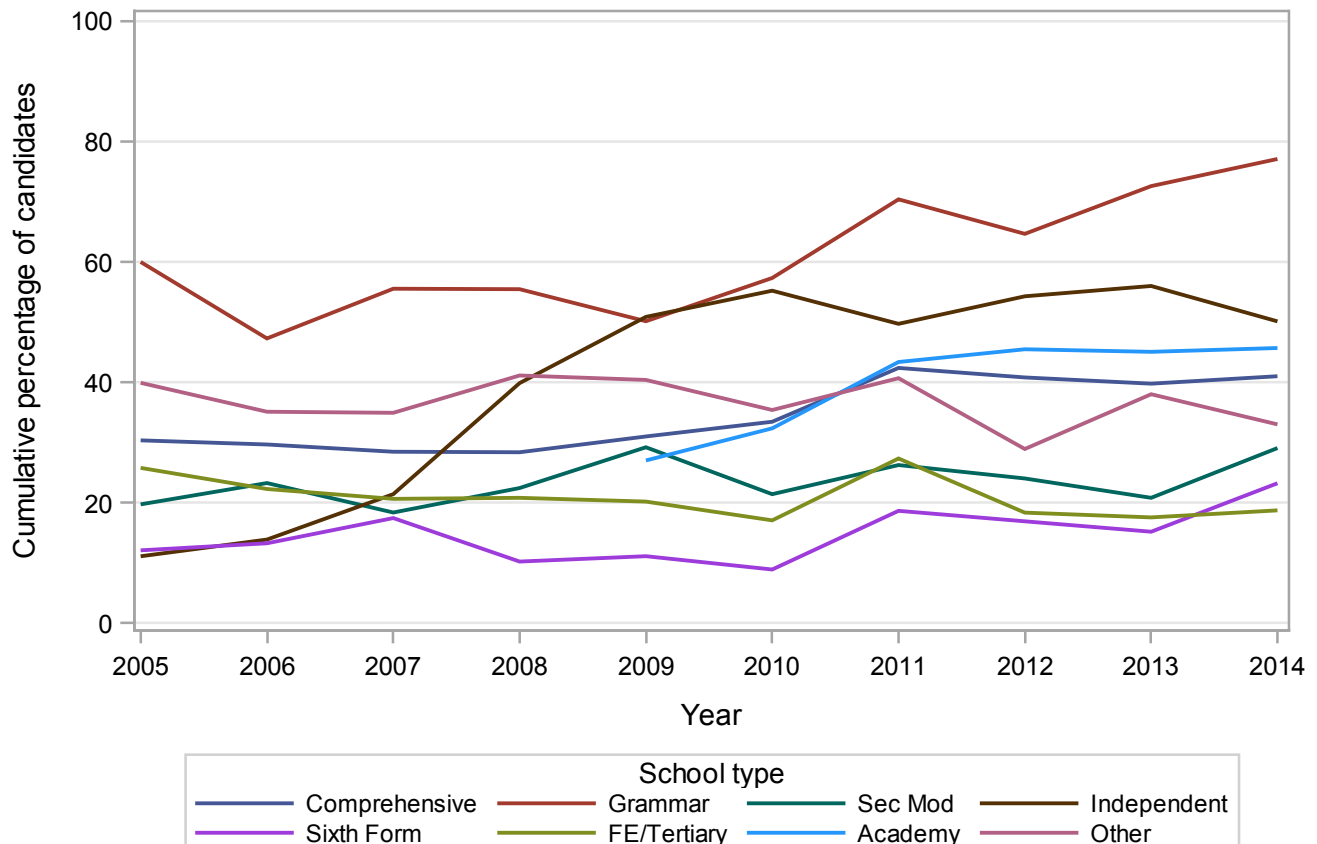
## GCSE PSYCHOLOGY Grade B by school type 2005-2014 Cumulative Percentages

School type	2005	2006	2007	2008	2009	2010	2011	2012	2013	2014
Comprehensive	30.4	29.7	28.5	28.4	31.0	33.5	42.4	40.8	39.8	41.0
Grammar	60.0	47.3	55.6	55.5	50.2	57.3	70.4	64.7	72.6	77.1
Sec Mod	19.7	23.3	18.4	22.4	29.2	21.4	26.3	24.0	20.8	29.1
Independent	11.1	13.9	21.4	39.9	50.9	55.2	49.7	54.3	56.0	50.1
Sixth Form	12.1	13.3	17.5	10.2	11.1	8.9	18.7	16.9	15.2	23.2
FE/Tertiary	25.8	22.3	20.7	20.8	20.2	17.1	27.4	18.4	17.6	18.7
Academy	.	.	.	.	27.0	32.4	43.4	45.5	45.1	45.7
Other	39.9	35.1	34.9	41.1	40.4	35.4	40.7	28.9	38.0	33.0

### Cumulative Numbers

School type	2005	2006	2007	2008	2009	2010	2011	2012	2013	2014
Comprehensive	628	826	1002	1412	1658	1848	2710	2582	2678	3011
Grammar	69	35	50	81	161	207	245	205	204	256
Sec Mod	15	27	25	33	45	21	57	81	81	185
Independent	2	5	21	65	87	111	90	139	205	193
Sixth Form	91	95	143	79	90	69	117	89	84	99
FE/Tertiary	657	495	413	350	285	215	276	195	211	226
Academy	.	.	.	.	80	145	1042	1800	2292	2773
Other	210	144	123	144	120	91	153	114	170	140

### Cumulative percentage at Grade B by school type



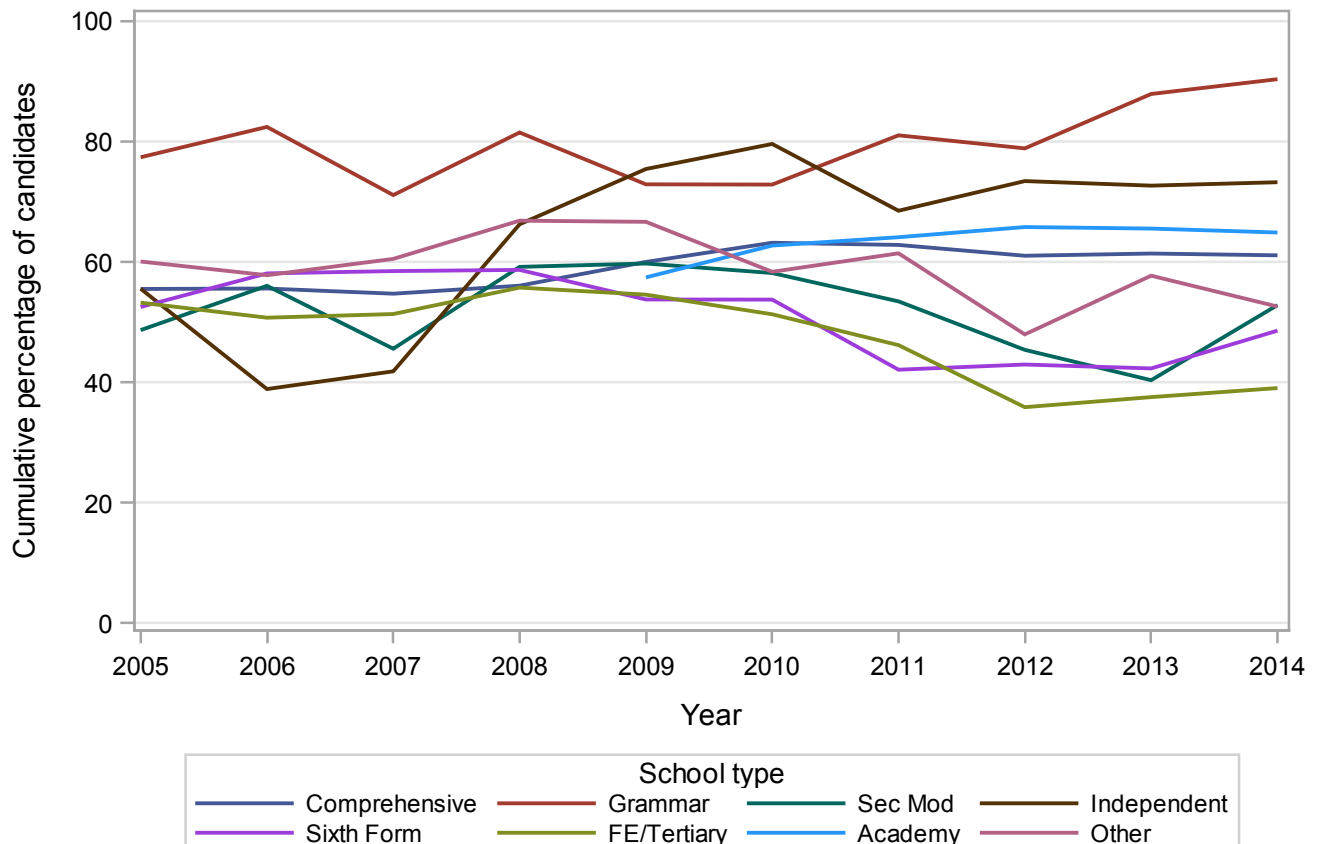
## GCSE PSYCHOLOGY Grade C by school type 2005-2014 Cumulative Percentages

School type	2005	2006	2007	2008	2009	2010	2011	2012	2013	2014
Comprehensive	55.5	55.6	54.7	56.1	60.0	63.2	62.8	61.0	61.4	61.1
Grammar	77.4	82.4	71.1	81.5	72.9	72.9	81.0	78.9	87.9	90.4
Sec Mod	48.7	56.0	45.6	59.2	59.7	58.2	53.5	45.4	40.4	52.8
Independent	55.6	38.9	41.8	66.3	75.4	79.6	68.5	73.4	72.7	73.2
Sixth Form	52.5	58.1	58.5	58.7	53.8	53.7	42.1	43.0	42.3	48.6
FE/Tertiary	53.2	50.7	51.4	55.7	54.6	51.3	46.2	35.9	37.6	39.1
Academy	.	.	.	.	57.4	62.7	64.1	65.8	65.5	64.9
Other	60.1	57.8	60.5	66.9	66.7	58.4	61.4	48.0	57.7	52.6

### Cumulative Numbers

School type	2005	2006	2007	2008	2009	2010	2011	2012	2013	2014
Comprehensive	1148	1547	1926	2788	3208	3490	4016	3861	4133	4485
Grammar	89	61	64	119	234	263	282	250	247	300
Sec Mod	37	65	62	87	92	57	116	153	157	336
Independent	10	14	41	108	129	160	124	188	266	282
Sixth Form	395	416	479	453	435	416	264	226	234	207
FE/Tertiary	1356	1127	1027	937	770	646	466	381	451	471
Academy	.	.	.	.	170	281	1540	2603	3333	3937
Other	316	237	213	234	198	150	231	189	258	223

### Cumulative percentage at Grade C by school type



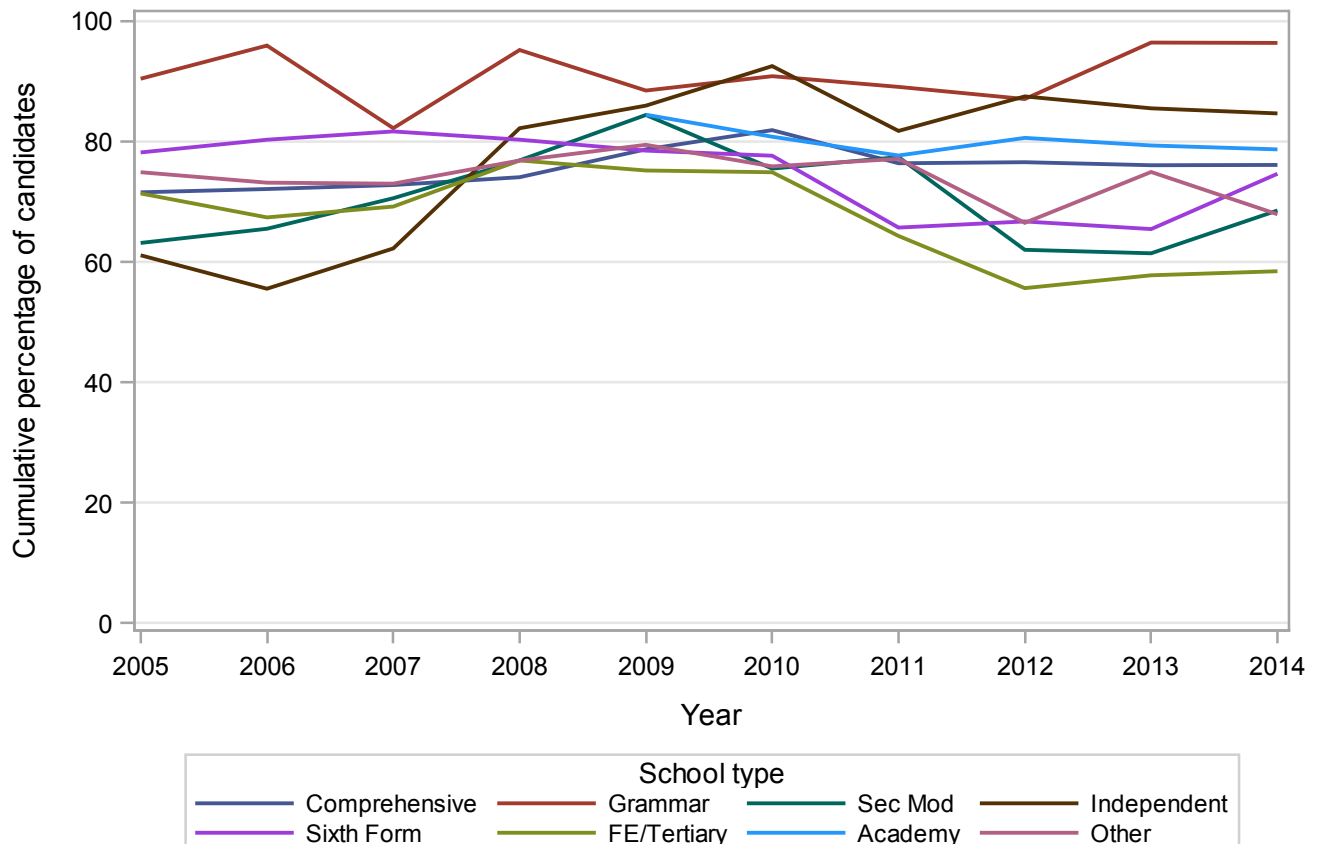
## GCSE PSYCHOLOGY Grade D by school type 2005-2014 Cumulative Percentages

School type	2005	2006	2007	2008	2009	2010	2011	2012	2013	2014
Comprehensive	71.6	72.1	72.8	74.1	78.7	81.9	76.4	76.6	76.1	76.1
Grammar	90.4	95.9	82.2	95.2	88.5	90.9	89.1	87.1	96.4	96.4
Sec Mod	63.2	65.5	70.6	76.9	84.4	75.5	77.4	62.0	61.4	68.6
Independent	61.1	55.6	62.2	82.2	86.0	92.5	81.8	87.5	85.5	84.7
Sixth Form	78.2	80.3	81.7	80.3	78.5	77.6	65.7	66.7	65.5	74.6
FE/Tertiary	71.4	67.4	69.2	76.9	75.2	74.9	64.3	55.6	57.8	58.5
Academy	.	.	.	.	84.5	80.8	77.7	80.6	79.4	78.7
Other	74.9	73.2	73.0	76.9	79.5	75.9	77.1	66.5	74.9	67.9

## Cumulative Numbers

School type	2005	2006	2007	2008	2009	2010	2011	2012	2013	2014
Comprehensive	1480	2007	2561	3684	4208	4523	4883	4844	5120	5587
Grammar	104	71	74	139	284	328	310	276	271	320
Sec Mod	48	76	96	113	130	74	168	209	239	436
Independent	11	20	61	134	147	186	148	224	313	326
Sixth Form	588	575	669	620	635	601	412	351	362	318
FE/Tertiary	1818	1497	1384	1292	1061	943	649	591	694	705
Academy	.	.	.	.	250	362	1866	3189	4035	4775
Other	394	300	257	269	236	195	290	262	335	288

### Cumulative percentage at Grade D by school type

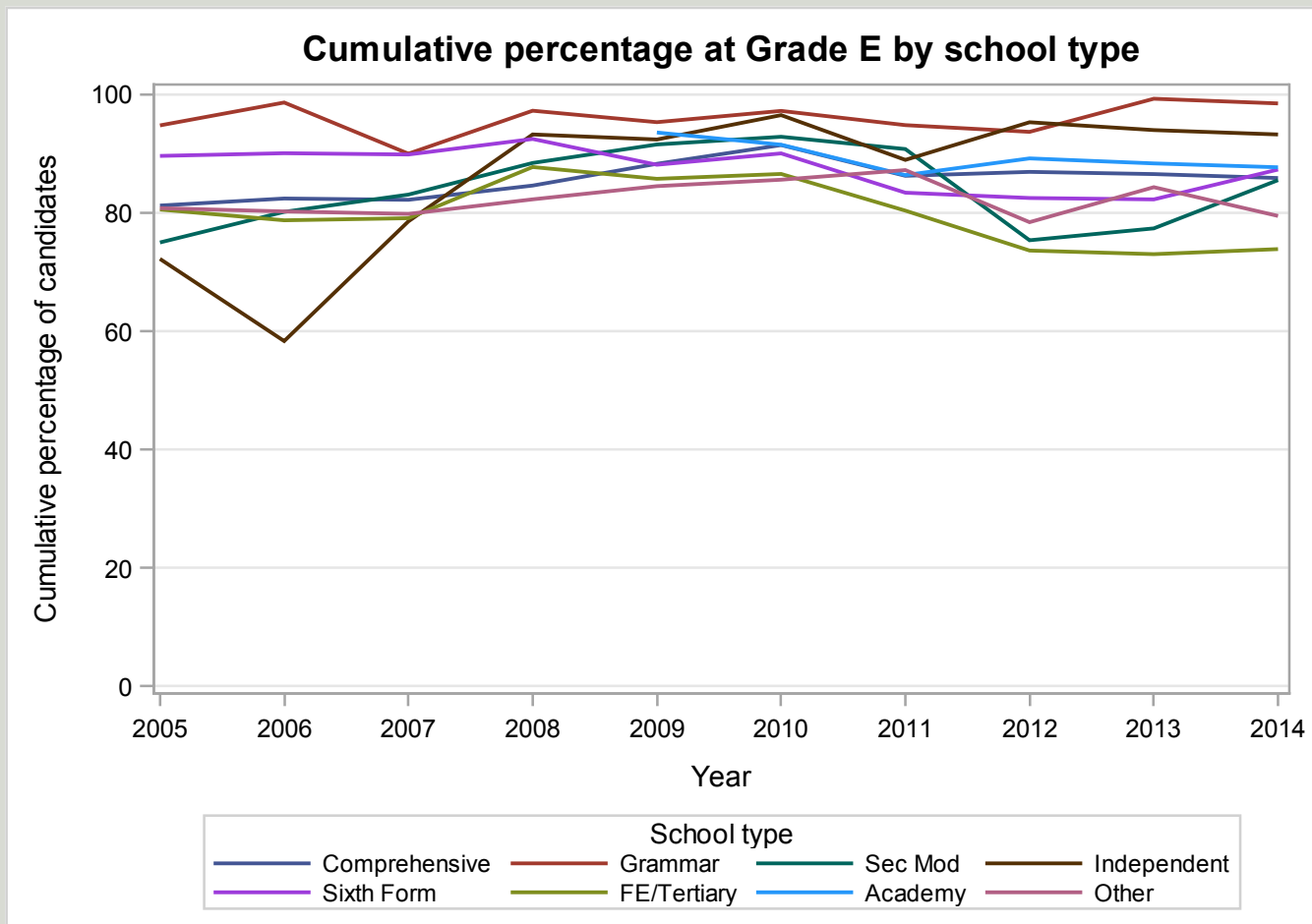


## GCSE PSYCHOLOGY Grade E by school type 2005-2014 Cumulative Percentages

School type	2005	2006	2007	2008	2009	2010	2011	2012	2013	2014
Comprehensive	81.2	82.4	82.2	84.6	88.3	91.5	86.3	86.9	86.6	85.9
Grammar	94.8	98.6	90.0	97.3	95.3	97.2	94.8	93.7	99.3	98.5
Sec Mod	75.0	80.2	83.1	88.4	91.6	92.9	90.8	75.4	77.4	85.5
Independent	72.2	58.3	78.6	93.3	92.4	96.5	89.0	95.3	94.0	93.2
Sixth Form	89.6	90.1	89.9	92.5	88.1	90.1	83.4	82.5	82.3	87.3
FE/Tertiary	80.6	78.7	79.1	87.7	85.8	86.6	80.4	73.6	73.0	73.9
Academy	.	.	.	.	93.6	91.5	86.4	89.2	88.4	87.7
Other	80.8	80.2	79.8	82.3	84.5	85.6	87.2	78.4	84.3	79.5

## Cumulative Numbers

School type	2005	2006	2007	2008	2009	2010	2011	2012	2013	2014
Comprehensive	1680	2294	2893	4208	4720	5051	5514	5499	5826	6304
Grammar	109	73	81	142	306	351	330	297	279	327
Sec Mod	57	93	113	130	141	91	197	254	301	544
Independent	13	21	77	152	158	194	161	244	344	359
Sixth Form	674	645	736	714	713	697	523	434	455	372
FE/Tertiary	2052	1749	1582	1475	1210	1090	811	782	877	891
Academy	.	.	.	.	277	410	2075	3529	4493	5321
Other	425	329	281	288	251	220	328	309	377	337

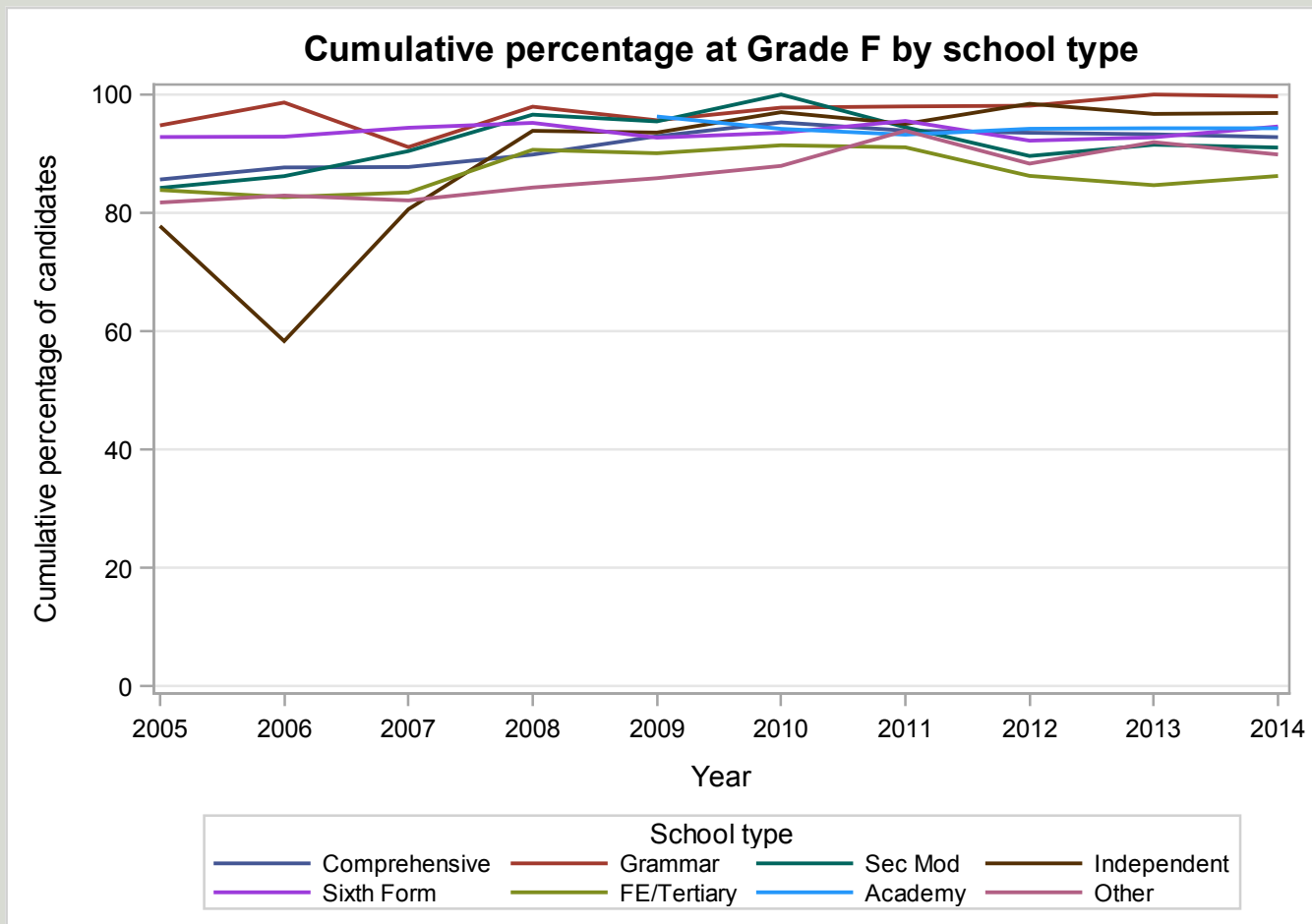


## GCSE PSYCHOLOGY Grade F by school type 2005-2014 Cumulative Percentages

School type	2005	2006	2007	2008	2009	2010	2011	2012	2013	2014
Comprehensive	85.6	87.7	87.8	89.8	92.9	95.3	93.9	93.5	93.3	92.8
Grammar	94.8	98.6	91.1	97.9	95.6	97.8	98.0	98.1	100.0	99.7
Sec Mod	84.2	86.2	90.4	96.6	95.5	100.0	94.5	89.6	91.5	91.0
Independent	77.8	58.3	80.6	93.9	93.6	97.0	95.0	98.4	96.7	96.9
Sixth Form	92.8	92.9	94.4	95.2	92.7	93.5	95.5	92.2	92.8	94.6
FE/Tertiary	83.9	82.7	83.5	90.7	90.1	91.4	91.1	86.3	84.7	86.2
Academy	.	.	.	.	96.3	94.2	93.2	94.2	94.3	94.3
Other	81.7	82.9	82.1	84.3	85.9	87.9	93.9	88.3	91.9	89.9

### Cumulative Numbers

School type	2005	2006	2007	2008	2009	2010	2011	2012	2013	2014
Comprehensive	1771	2440	3088	4468	4969	5263	6002	5917	6278	6811
Grammar	109	73	82	143	307	353	341	311	281	331
Sec Mod	64	100	123	142	147	98	205	302	356	579
Independent	14	21	79	153	160	195	172	252	354	373
Sixth Form	698	665	773	735	750	724	599	485	513	403
FE/Tertiary	2136	1836	1669	1524	1271	1151	919	916	1017	1040
Academy	.	.	.	.	285	422	2239	3727	4795	5721
Other	430	340	289	295	255	226	353	348	411	381

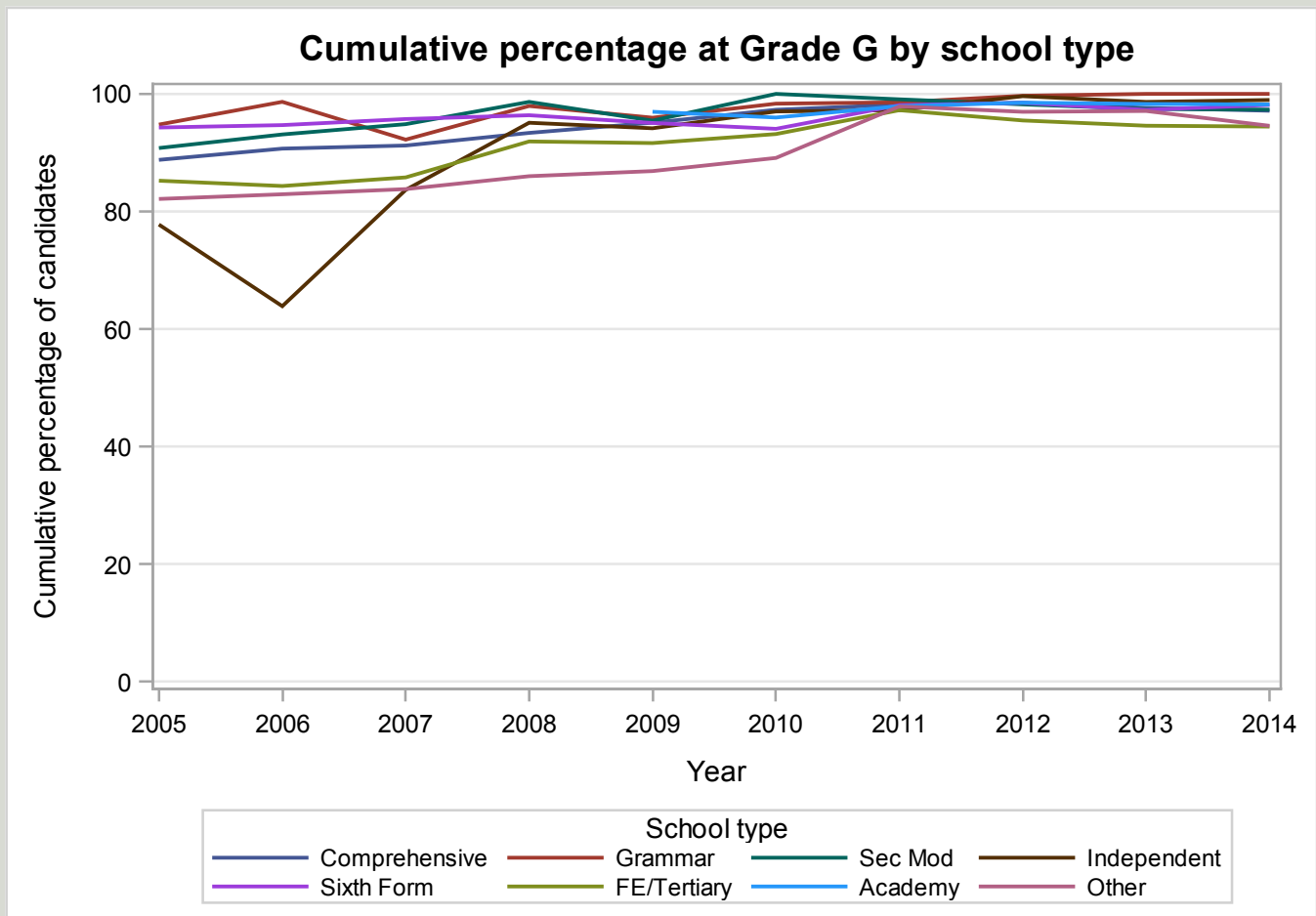


## GCSE PSYCHOLOGY Grade G by school type 2005-2014 Cumulative Percentages

School type	2005	2006	2007	2008	2009	2010	2011	2012	2013	2014
Comprehensive	88.8	90.7	91.2	93.4	95.1	97.3	98.2	98.5	97.6	97.1
Grammar	94.8	98.6	92.2	97.9	96.0	98.3	98.6	99.7	100.0	100.0
Sec Mod	90.8	93.1	94.9	98.6	95.5	100.0	99.1	98.2	97.4	97.3
Independent	77.8	63.9	83.7	95.1	94.2	97.0	97.2	99.6	98.6	99.0
Sixth Form	94.3	94.7	95.7	96.4	95.1	94.1	98.1	98.5	97.3	98.1
FE/Tertiary	85.2	84.3	85.8	91.9	91.6	93.2	97.2	95.5	94.6	94.4
Academy	.	.	.	.	97.0	96.0	97.9	98.5	98.3	98.2
Other	82.1	82.9	83.8	86.0	86.9	89.1	97.9	97.0	97.1	94.6

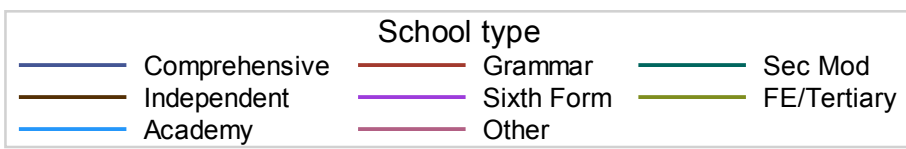
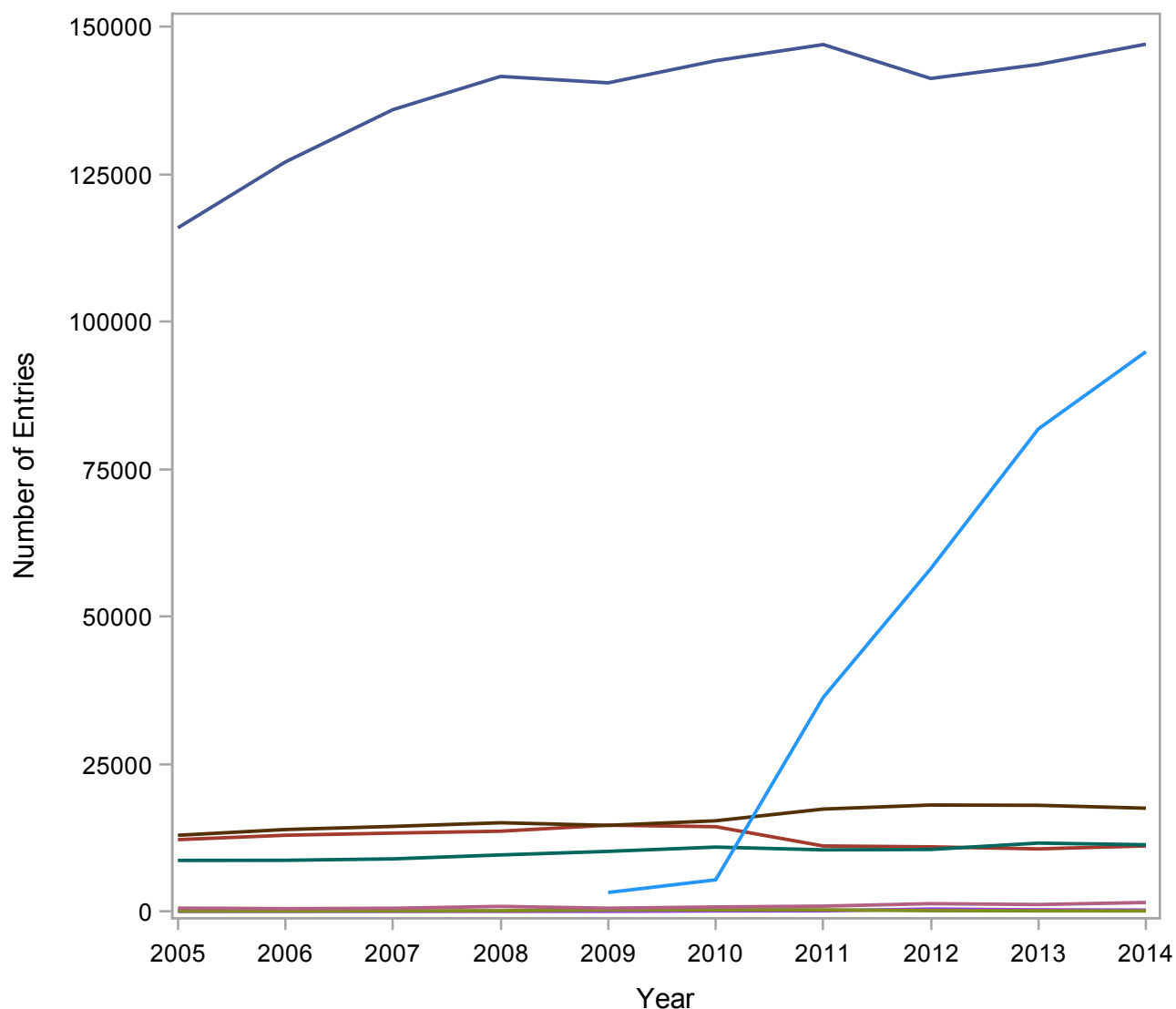
### Cumulative Numbers

School type	2005	2006	2007	2008	2009	2010	2011	2012	2013	2014
Comprehensive	1836	2524	3210	4643	5084	5374	6275	6230	6571	7130
Grammar	109	73	83	143	308	355	343	316	281	332
Sec Mod	69	108	129	145	147	98	215	331	379	619
Independent	14	23	82	155	161	195	176	255	361	381
Sixth Form	709	678	784	744	769	728	615	518	538	418
FE/Tertiary	2171	1873	1716	1545	1293	1173	981	1014	1136	1139
Academy	.	.	.	.	287	430	2352	3897	4998	5958
Other	432	340	295	301	258	229	368	382	434	401



## Numbers of GCSE entries in RELIGIOUS STUDIES/EDU by school type 2005-2014

School type	2005	2006	2007	2008	2009	2010	2011	2012	2013	2014
Comprehensive	115884	127059	135922	141549	140458	144210	146946	141199	143574	147008
Grammar	12186	12932	13293	13617	14638	14379	11114	10967	10618	11121
Sec Mod	8663	8686	8928	9593	10197	10924	10453	10525	11603	11319
Independent	12925	13898	14429	15049	14603	15380	17371	18054	18008	17515
Sixth Form	33	29	33	35	35	104	121	425	287	244
FE/Tertiary	77	89	108	147	268	301	293	146	116	97
Academy	.	.	.	.	3232	5370	36295	58117	81794	94881
Other	575	493	551	867	563	772	914	1332	1187	1533



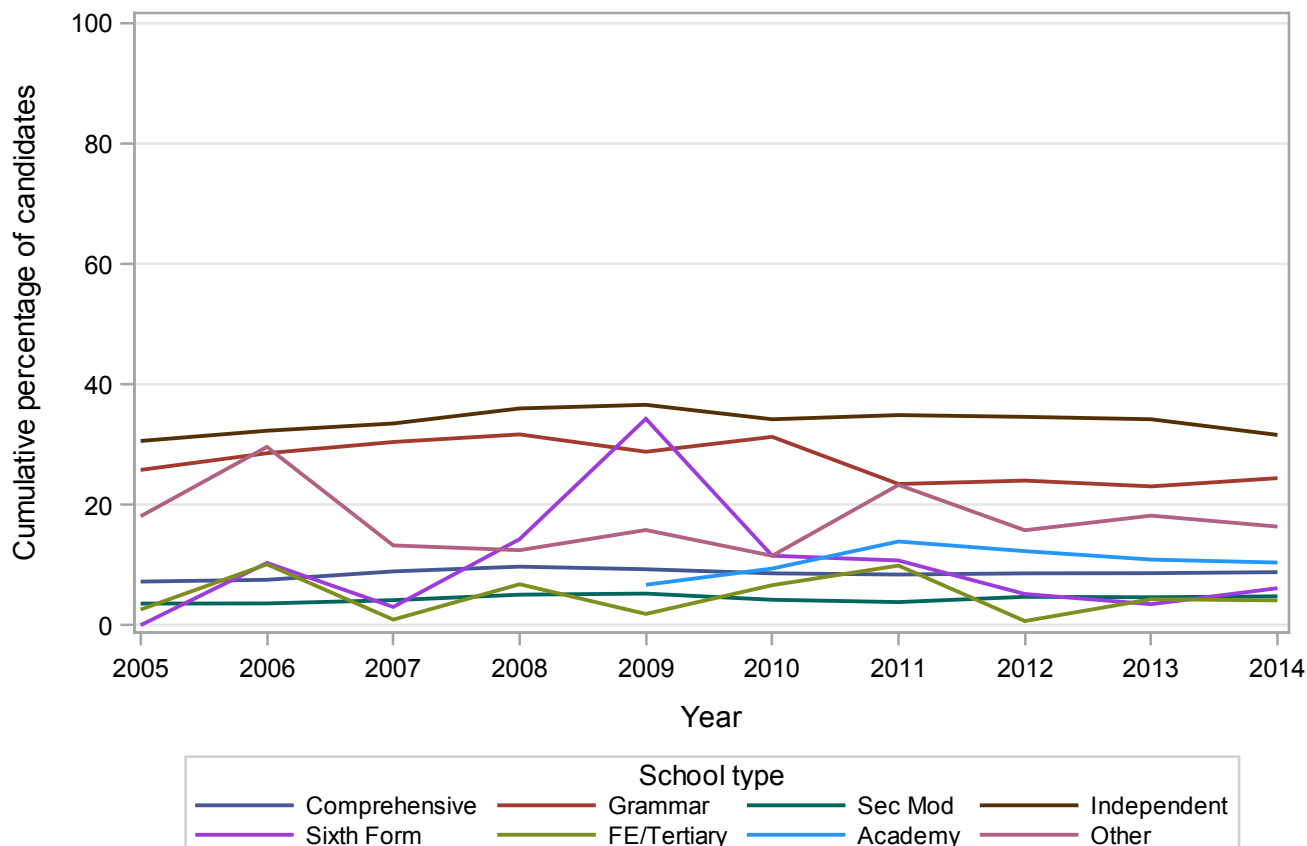
## GCSE RELIGIOUS STUDIES/EDU Grade A\* by school type 2005-2014 Cumulative Percentages

School type	2005	2006	2007	2008	2009	2010	2011	2012	2013	2014
Comprehensive	7.2	7.5	8.9	9.7	9.3	8.6	8.4	8.6	8.6	8.8
Grammar	25.8	28.6	30.4	31.7	28.8	31.3	23.4	24.0	23.1	24.4
Sec Mod	3.6	3.6	4.2	5.1	5.2	4.2	3.8	4.7	4.6	4.8
Independent	30.6	32.3	33.5	36.0	36.6	34.2	34.9	34.6	34.2	31.6
Sixth Form	0.0	10.3	3.0	14.3	34.3	11.5	10.7	5.2	3.5	6.1
FE/Tertiary	2.6	10.1	0.9	6.8	1.9	6.6	9.9	0.7	4.3	4.1
Academy	.	.	.	.	6.7	9.4	13.9	12.3	10.9	10.4
Other	18.1	29.6	13.2	12.5	15.8	11.5	23.3	15.8	18.2	16.4

### Cumulative Numbers

School type	2005	2006	2007	2008	2009	2010	2011	2012	2013	2014
Comprehensive	8393	9575	12139	13759	13050	12414	12360	12158	12399	12947
Grammar	3143	3694	4045	4315	4216	4498	2606	2634	2448	2716
Sec Mod	311	314	371	486	535	461	401	496	538	543
Independent	3955	4489	4834	5418	5345	5260	6062	6247	6159	5535
Sixth Form	0	3	1	5	12	12	13	22	10	15
FE/Tertiary	2	9	1	10	5	20	29	1	5	4
Academy	.	.	.	.	217	505	5045	7148	8916	9868
Other	104	146	73	108	89	89	213	210	216	251

### Cumulative percentage at Grade A\* by school type





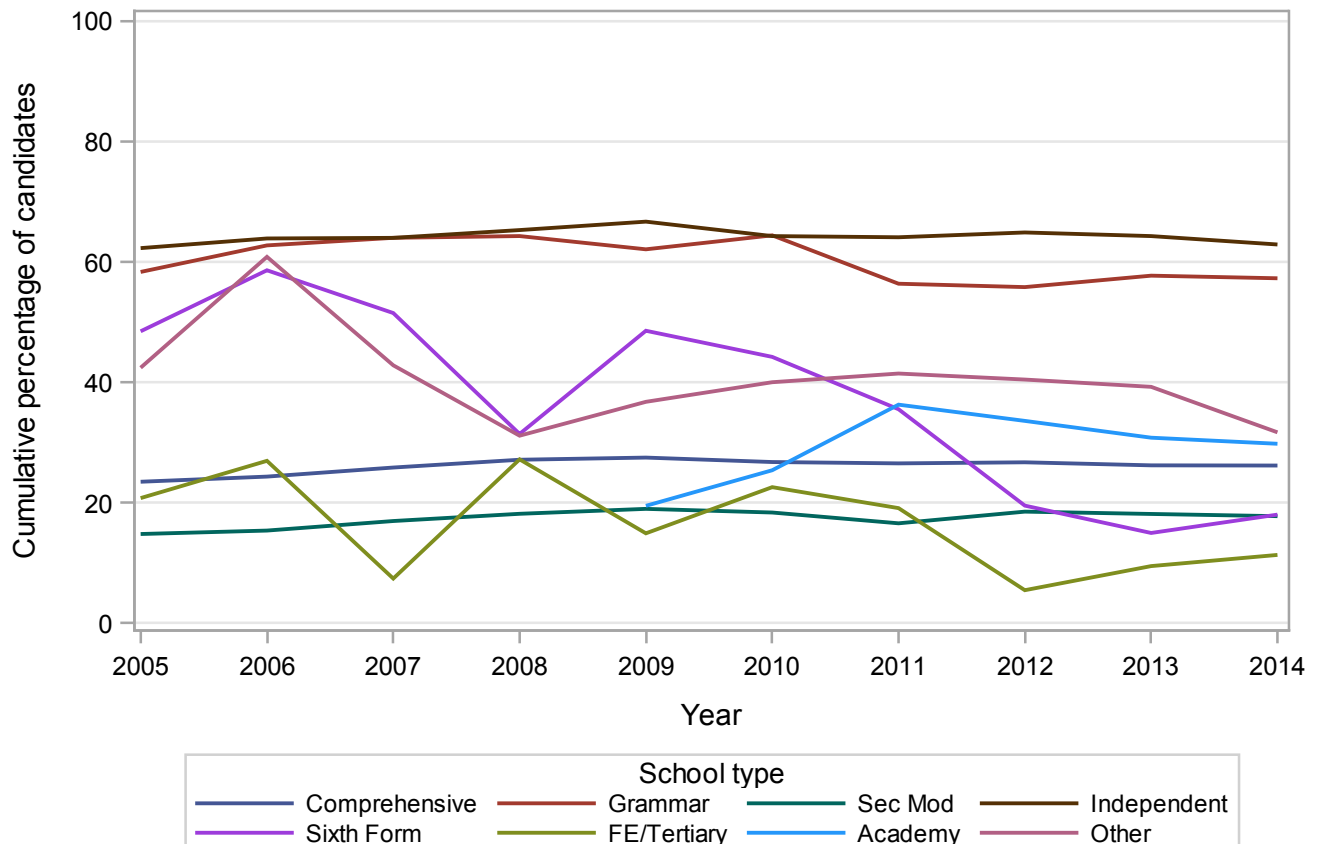
## GCSE RELIGIOUS STUDIES/EDU Grade A by school type 2005-2014 Cumulative Percentages

School type	2005	2006	2007	2008	2009	2010	2011	2012	2013	2014
Comprehensive	23.5	24.3	25.9	27.1	27.5	26.8	26.5	26.7	26.2	26.2
Grammar	58.3	62.8	64.0	64.3	62.1	64.4	56.4	55.8	57.7	57.3
Sec Mod	14.8	15.4	17.0	18.2	19.0	18.4	16.6	18.5	18.1	17.8
Independent	62.3	63.9	64.0	65.3	66.7	64.3	64.1	64.9	64.3	62.9
Sixth Form	48.5	58.6	51.5	31.4	48.6	44.2	35.5	19.5	15.0	18.0
FE/Tertiary	20.8	27.0	7.4	27.2	14.9	22.6	19.1	5.5	9.5	11.3
Academy	.	.	.	.	19.5	25.4	36.3	33.6	30.8	29.8
Other	42.4	60.9	42.8	31.1	36.8	40.0	41.5	40.5	39.3	31.7

### Cumulative Numbers

School type	2005	2006	2007	2008	2009	2010	2011	2012	2013	2014
Comprehensive	27225	30936	35143	38426	38634	38602	39005	37730	37642	38495
Grammar	7110	8115	8509	8756	9090	9263	6267	6122	6129	6371
Sec Mod	1283	1336	1515	1743	1936	2008	1734	1950	2105	2012
Independent	8052	8881	9235	9827	9740	9889	11135	11717	11579	11017
Sixth Form	16	17	17	11	17	46	43	83	43	44
FE/Tertiary	16	24	8	40	40	68	56	8	11	11
Academy	.	.	.	.	630	1364	13175	19527	25201	28276
Other	244	300	236	270	207	309	379	539	466	486

### Cumulative percentage at Grade A by school type



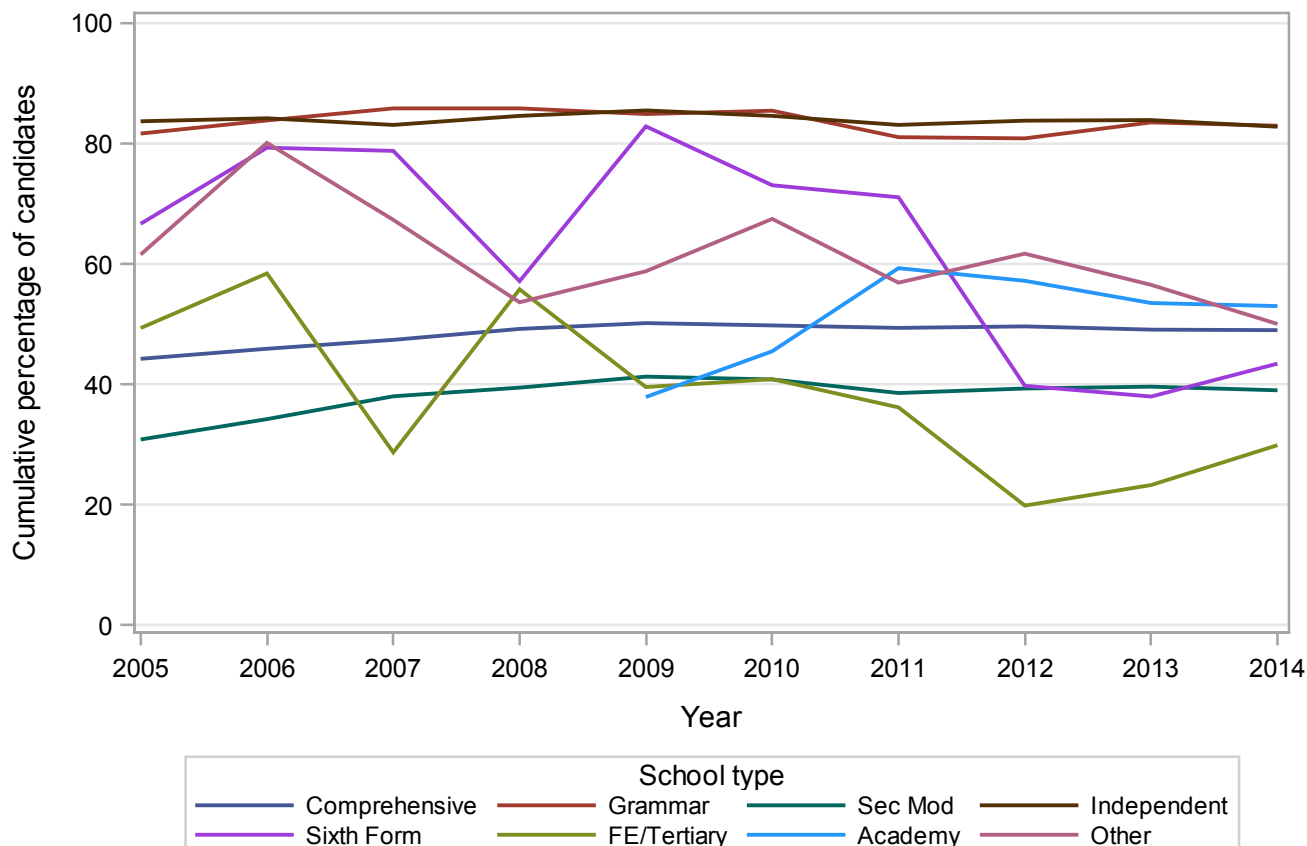
## GCSE RELIGIOUS STUDIES/EDU Grade B by school type 2005-2014 Cumulative Percentages

School type	2005	2006	2007	2008	2009	2010	2011	2012	2013	2014
Comprehensive	44.2	45.9	47.4	49.2	50.2	49.8	49.4	49.6	49.1	49.0
Grammar	81.7	83.8	85.8	85.8	84.9	85.5	81.1	80.9	83.5	83.0
Sec Mod	30.8	34.2	38.0	39.5	41.3	40.8	38.6	39.3	39.6	39.0
Independent	83.7	84.2	83.1	84.6	85.5	84.6	83.1	83.8	83.9	82.8
Sixth Form	66.7	79.3	78.8	57.1	82.9	73.1	71.1	39.8	38.0	43.4
FE/Tertiary	49.4	58.4	28.7	55.8	39.6	40.9	36.2	19.9	23.3	29.9
Academy	.	.	.	.	37.9	45.5	59.3	57.2	53.5	53.0
Other	61.6	80.1	67.3	53.6	58.8	67.5	56.9	61.7	56.5	50.0

### Cumulative Numbers

School type	2005	2006	2007	2008	2009	2010	2011	2012	2013	2014
Comprehensive	51272	58340	64420	69655	70478	71806	72558	70079	70481	72042
Grammar	9951	10842	11411	11689	12428	12288	9009	8868	8868	9226
Sec Mod	2672	2973	3394	3785	4210	4459	4031	4138	4597	4416
Independent	10818	11702	11990	12731	12486	13011	14435	15129	15109	14502
Sixth Form	22	23	26	20	29	76	86	169	109	106
FE/Tertiary	38	52	31	82	106	123	106	29	27	29
Academy	.	.	.	.	1225	2443	21523	33243	43769	50290
Other	354	395	371	465	331	521	520	822	671	767

### Cumulative percentage at Grade B by school type



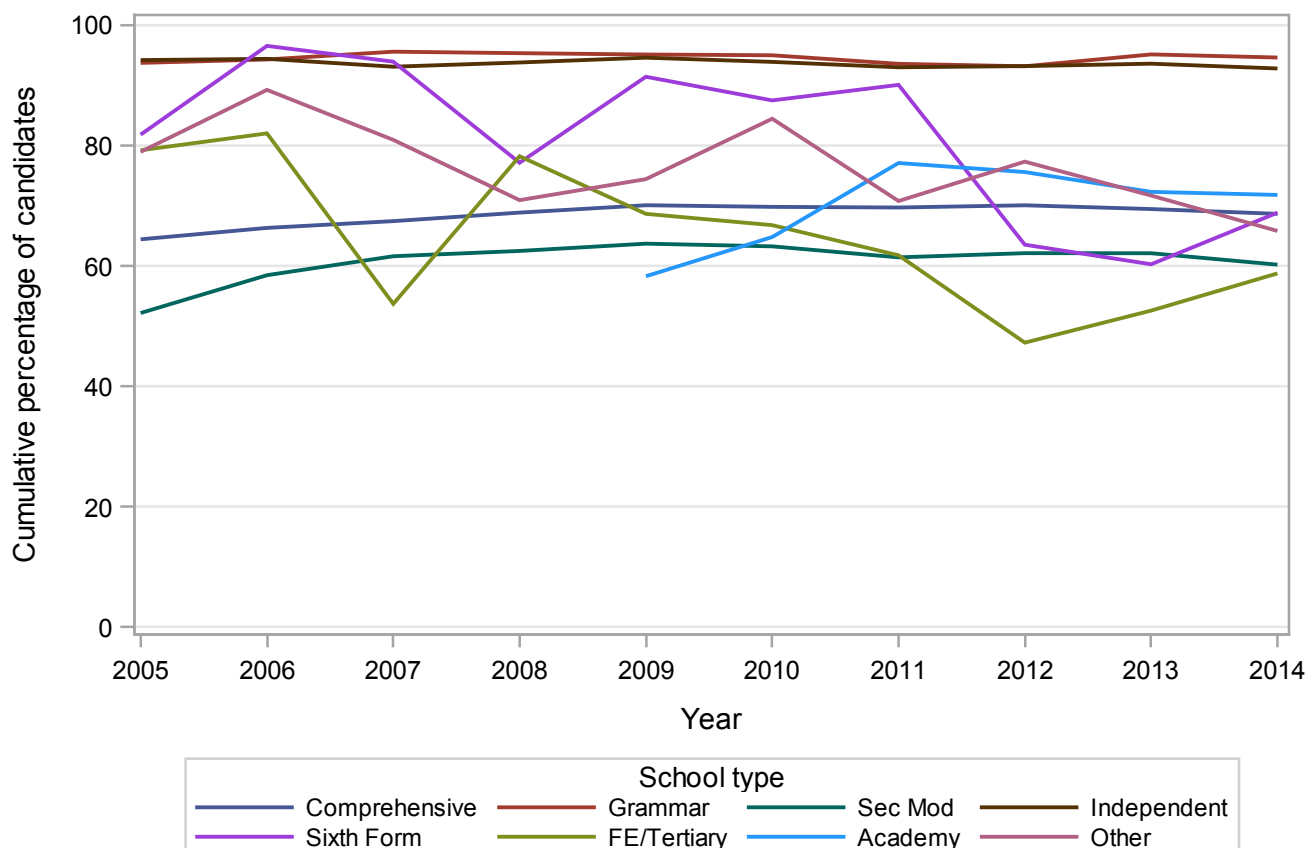
## GCSE RELIGIOUS STUDIES/EDU Grade C by school type 2005-2014 Cumulative Percentages

School type	2005	2006	2007	2008	2009	2010	2011	2012	2013	2014
Comprehensive	64.4	66.3	67.4	68.9	70.1	69.8	69.7	70.1	69.5	68.7
Grammar	93.7	94.3	95.6	95.3	95.1	95.0	93.6	93.2	95.1	94.6
Sec Mod	52.2	58.5	61.6	62.5	63.7	63.3	61.4	62.1	62.1	60.2
Independent	94.2	94.4	93.1	93.8	94.6	93.9	93.0	93.2	93.6	92.8
Sixth Form	81.8	96.6	93.9	77.1	91.4	87.5	90.1	63.5	60.3	68.9
FE/Tertiary	79.2	82.0	53.7	78.2	68.7	66.8	61.8	47.3	52.6	58.8
Academy	.	.	.	.	58.3	64.8	77.1	75.6	72.3	71.8
Other	79.0	89.2	80.9	70.9	74.4	84.5	70.8	77.3	71.7	65.8

### Cumulative Numbers

School type	2005	2006	2007	2008	2009	2010	2011	2012	2013	2014
Comprehensive	74660	84267	91678	97474	98442	100683	102437	98951	99718	100930
Grammar	11422	12195	12707	12983	13924	13660	10400	10218	10102	10523
Sec Mod	4521	5078	5501	5995	6496	6910	6421	6539	7207	6816
Independent	12175	13120	13433	14116	13814	14442	16155	16826	16855	16254
Sixth Form	27	28	31	27	32	91	109	270	173	168
FE/Tertiary	61	73	58	115	184	201	181	69	61	57
Academy	.	.	.	.	1884	3480	27983	43936	59142	68124
Other	454	440	446	615	419	652	647	1030	851	1009

### Cumulative percentage at Grade C by school type

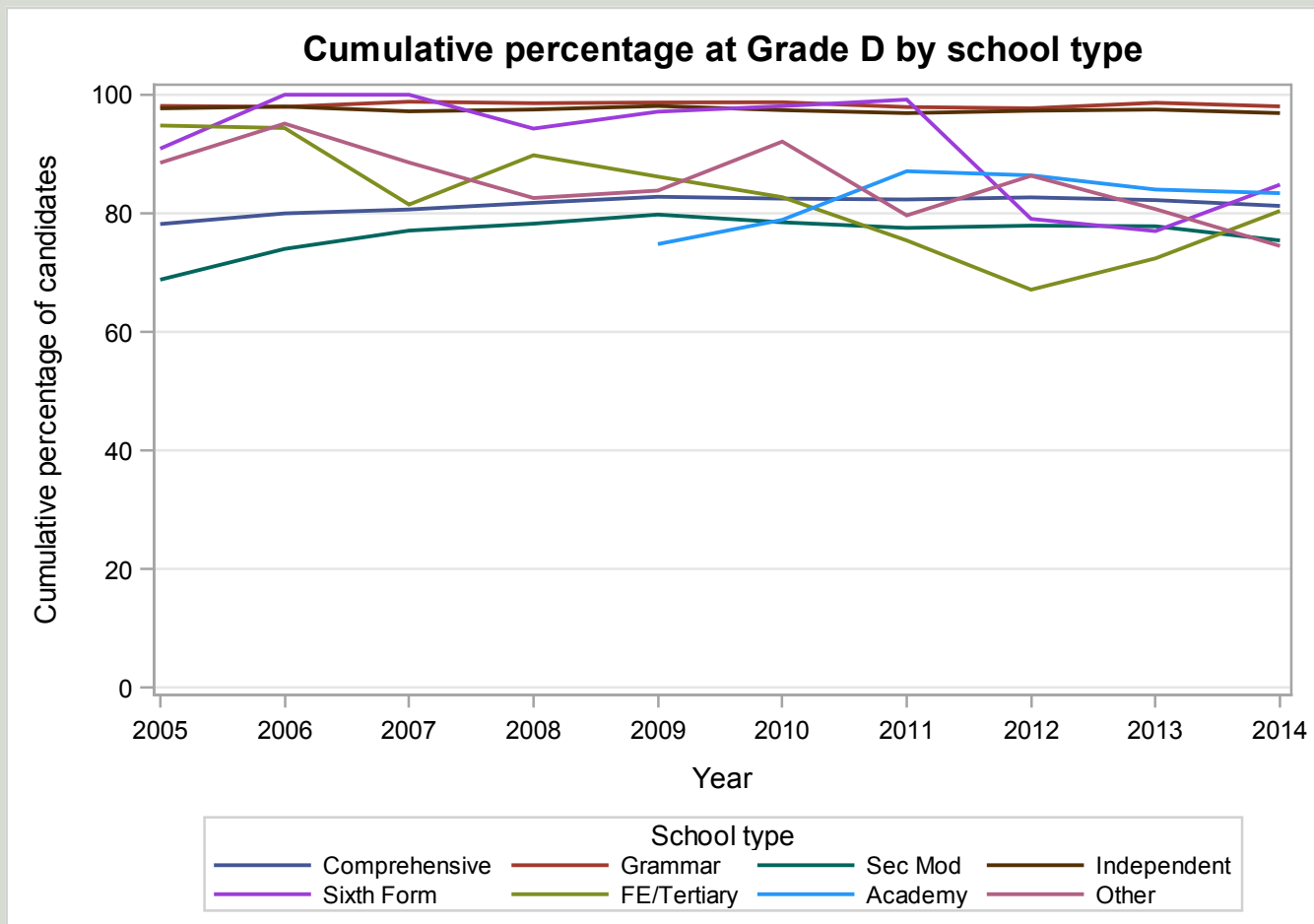


## GCSE RELIGIOUS STUDIES/EDU Grade D by school type 2005-2014 Cumulative Percentages

School type	2005	2006	2007	2008	2009	2010	2011	2012	2013	2014
Comprehensive	78.2	80.0	80.6	81.8	82.8	82.5	82.3	82.7	82.2	81.2
Grammar	98.1	98.0	98.8	98.6	98.7	98.7	97.9	97.7	98.6	98.0
Sec Mod	68.8	74.0	77.1	78.3	79.8	78.5	77.5	77.9	77.8	75.4
Independent	97.7	98.0	97.2	97.5	98.1	97.4	96.9	97.3	97.5	96.9
Sixth Form	90.9	100.0	100.0	94.3	97.1	98.1	99.2	79.1	77.0	84.8
FE/Tertiary	94.8	94.4	81.5	89.8	86.2	82.7	75.4	67.1	72.4	80.4
Academy	.	.	.	.	74.8	78.9	87.1	86.4	84.0	83.4
Other	88.5	95.1	88.6	82.6	83.8	92.1	79.6	86.3	80.7	74.5

## Cumulative Numbers

School type	2005	2006	2007	2008	2009	2010	2011	2012	2013	2014
Comprehensive	90613	101631	109615	115734	116287	118945	120986	116757	118057	119441
Grammar	11956	12668	13137	13422	14446	14196	10883	10716	10474	10902
Sec Mod	5961	6428	6882	7507	8136	8574	8105	8202	9029	8537
Independent	12628	13620	14025	14673	14326	14980	16832	17567	17558	16972
Sixth Form	30	29	33	33	34	102	120	336	221	207
FE/Tertiary	73	84	88	132	231	249	221	98	84	78
Academy	.	.	.	.	2418	4237	31613	50213	68714	79129
Other	509	469	488	716	472	711	728	1150	958	1142

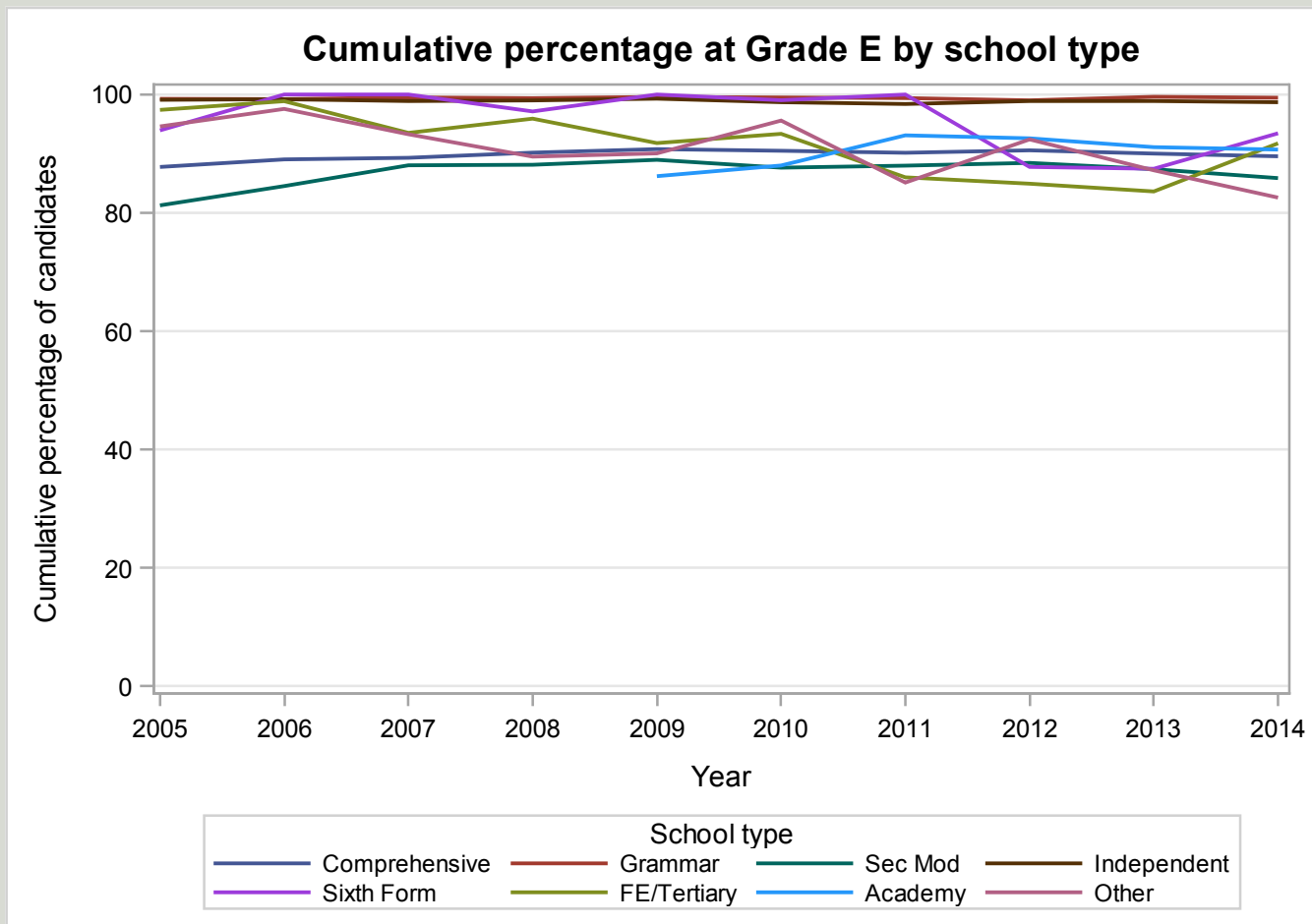


## GCSE RELIGIOUS STUDIES/EDU Grade E by school type 2005-2014 Cumulative Percentages

School type	2005	2006	2007	2008	2009	2010	2011	2012	2013	2014
Comprehensive	87.8	89.0	89.3	90.2	90.8	90.5	90.2	90.6	90.0	89.6
Grammar	99.3	99.2	99.5	99.4	99.6	99.5	99.4	99.0	99.6	99.5
Sec Mod	81.3	84.5	88.0	88.1	89.0	87.6	88.0	88.4	87.4	85.9
Independent	99.1	99.2	98.9	99.0	99.3	98.7	98.4	98.9	98.9	98.7
Sixth Form	93.9	100.0	100.0	97.1	100.0	99.0	100.0	87.8	87.5	93.4
FE/Tertiary	97.4	98.9	93.5	95.9	91.8	93.4	86.0	84.9	83.6	91.8
Academy	.	.	.	.	86.2	88.0	93.1	92.6	91.1	90.7
Other	94.6	97.6	93.3	89.5	90.1	95.6	85.1	92.4	87.2	82.6

### Cumulative Numbers

School type	2005	2006	2007	2008	2009	2010	2011	2012	2013	2014
Comprehensive	101699	113128	121386	127647	127496	130504	132480	127882	129242	131660
Grammar	12097	12831	13228	13533	14579	14307	11047	10859	10577	11061
Sec Mod	7040	7342	7860	8454	9072	9574	9197	9309	10139	9720
Independent	12809	13787	14270	14899	14501	15180	17093	17855	17810	17287
Sixth Form	31	29	33	34	35	103	121	373	251	228
FE/Tertiary	75	88	101	141	246	281	252	124	97	89
Academy	.	.	.	.	2786	4726	33791	53816	74520	86055
Other	544	481	514	776	507	738	778	1231	1035	1266

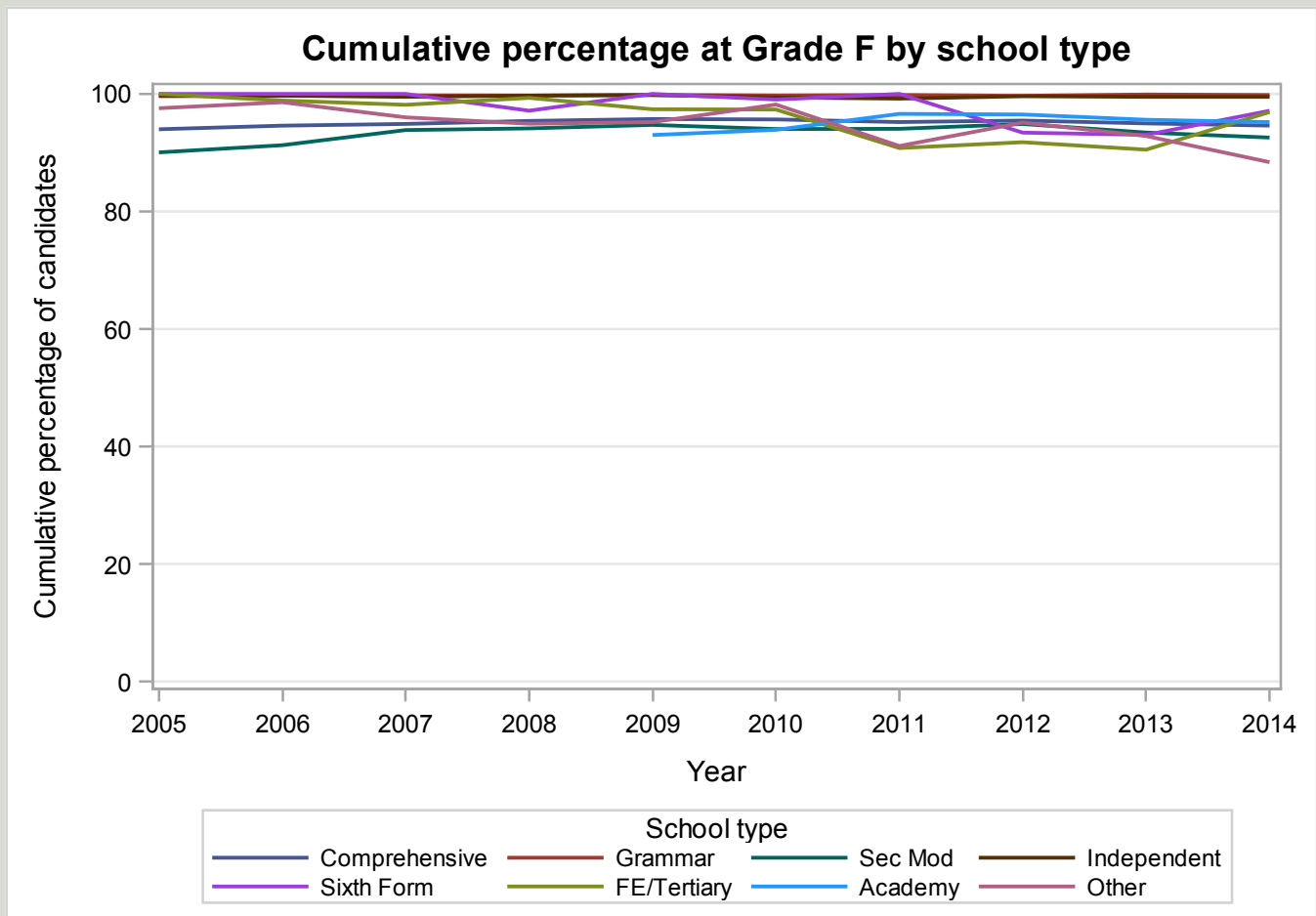


## GCSE RELIGIOUS STUDIES/EDU Grade F by school type 2005-2014 Cumulative Percentages

School type	2005	2006	2007	2008	2009	2010	2011	2012	2013	2014
Comprehensive	94.0	94.6	94.9	95.4	95.7	95.7	95.2	95.5	95.0	94.6
Grammar	99.6	99.7	99.8	99.7	99.8	99.7	99.8	99.7	99.9	99.8
Sec Mod	90.0	91.3	93.9	94.1	94.7	94.0	94.1	94.9	93.4	92.6
Independent	99.7	99.7	99.5	99.7	99.8	99.4	99.2	99.6	99.5	99.5
Sixth Form	100.0	100.0	100.0	97.1	100.0	99.0	100.0	93.4	93.0	97.1
FE/Tertiary	100.0	98.9	98.1	99.3	97.4	97.3	90.8	91.8	90.5	96.9
Academy	.	.	.	.	93.0	93.9	96.6	96.5	95.6	95.2
Other	97.6	98.6	96.0	94.9	95.2	98.2	91.1	95.1	92.8	88.4

### Cumulative Numbers

School type	2005	2006	2007	2008	2009	2010	2011	2012	2013	2014
Comprehensive	108912	120199	128981	135044	134452	137952	139909	134800	136369	139084
Grammar	12139	12889	13260	13579	14613	14340	11094	10931	10607	11100
Sec Mod	7801	7928	8379	9030	9659	10271	9832	9986	10840	10478
Independent	12886	13856	14357	15004	14574	15288	17232	17982	17918	17427
Sixth Form	33	29	33	34	35	103	121	397	267	237
FE/Tertiary	77	88	106	146	261	293	266	134	105	94
Academy	.	.	.	.	3006	5042	35061	56083	78197	90327
Other	561	486	529	823	536	758	833	1267	1102	1355



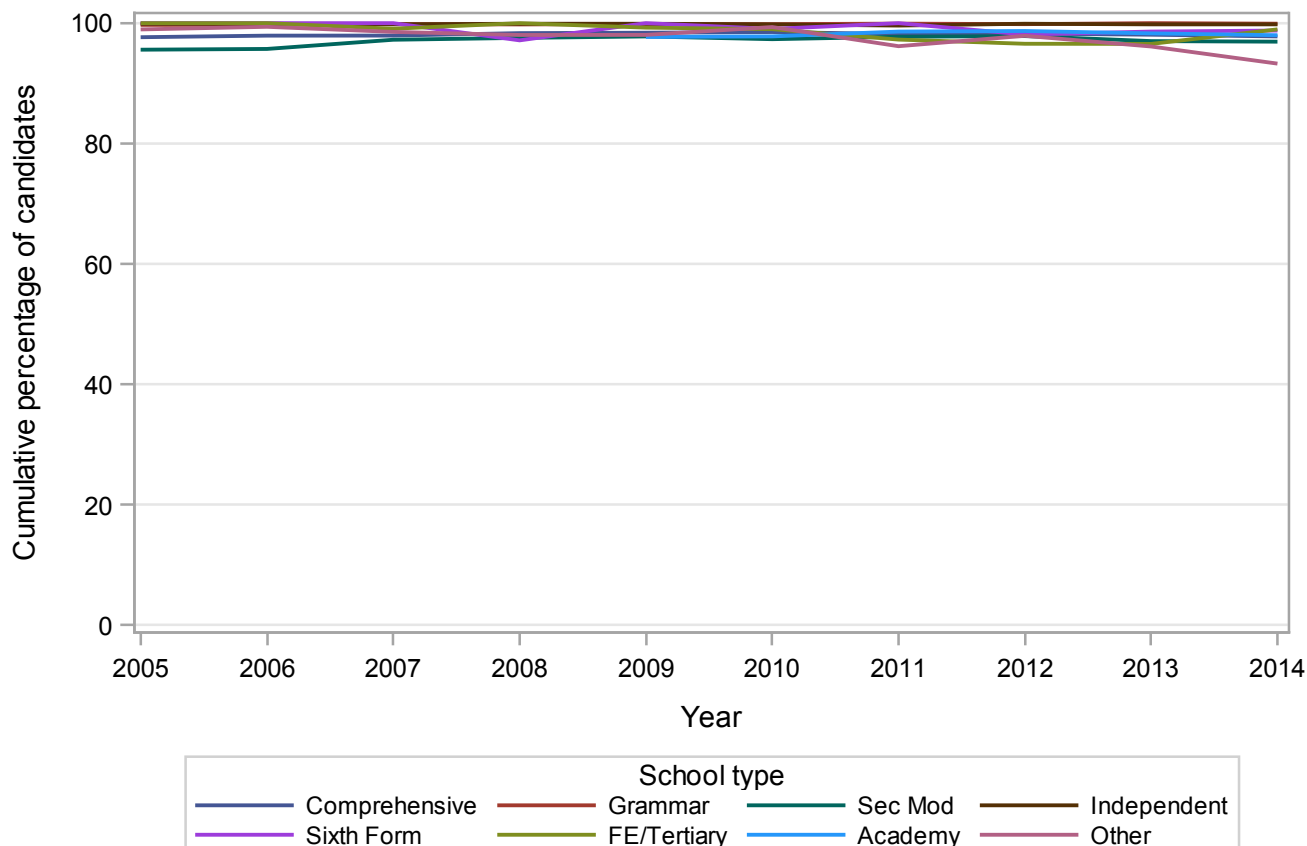
## GCSE RELIGIOUS STUDIES/EDU Grade G by school type 2005-2014 Cumulative Percentages

School type	2005	2006	2007	2008	2009	2010	2011	2012	2013	2014
Comprehensive	97.7	97.9	97.9	98.3	98.4	98.5	98.2	98.3	98.1	97.8
Grammar	99.7	99.7	99.9	99.8	99.9	99.8	99.9	99.8	100.0	99.9
Sec Mod	95.6	95.7	97.2	97.6	97.8	97.3	97.7	97.9	97.0	96.9
Independent	99.9	99.9	99.8	99.9	99.9	99.8	99.6	99.9	99.8	99.8
Sixth Form	100.0	100.0	100.0	97.1	100.0	99.0	100.0	98.1	98.6	98.8
FE/Tertiary	100.0	100.0	99.1	100.0	99.3	99.0	97.3	96.6	96.6	99.0
Academy	.	.	.	.	97.7	97.8	98.6	98.7	98.3	98.0
Other	99.0	99.4	98.5	98.0	98.0	99.4	96.2	97.9	96.1	93.3

### Cumulative Numbers

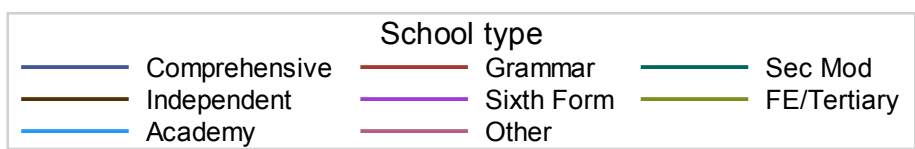
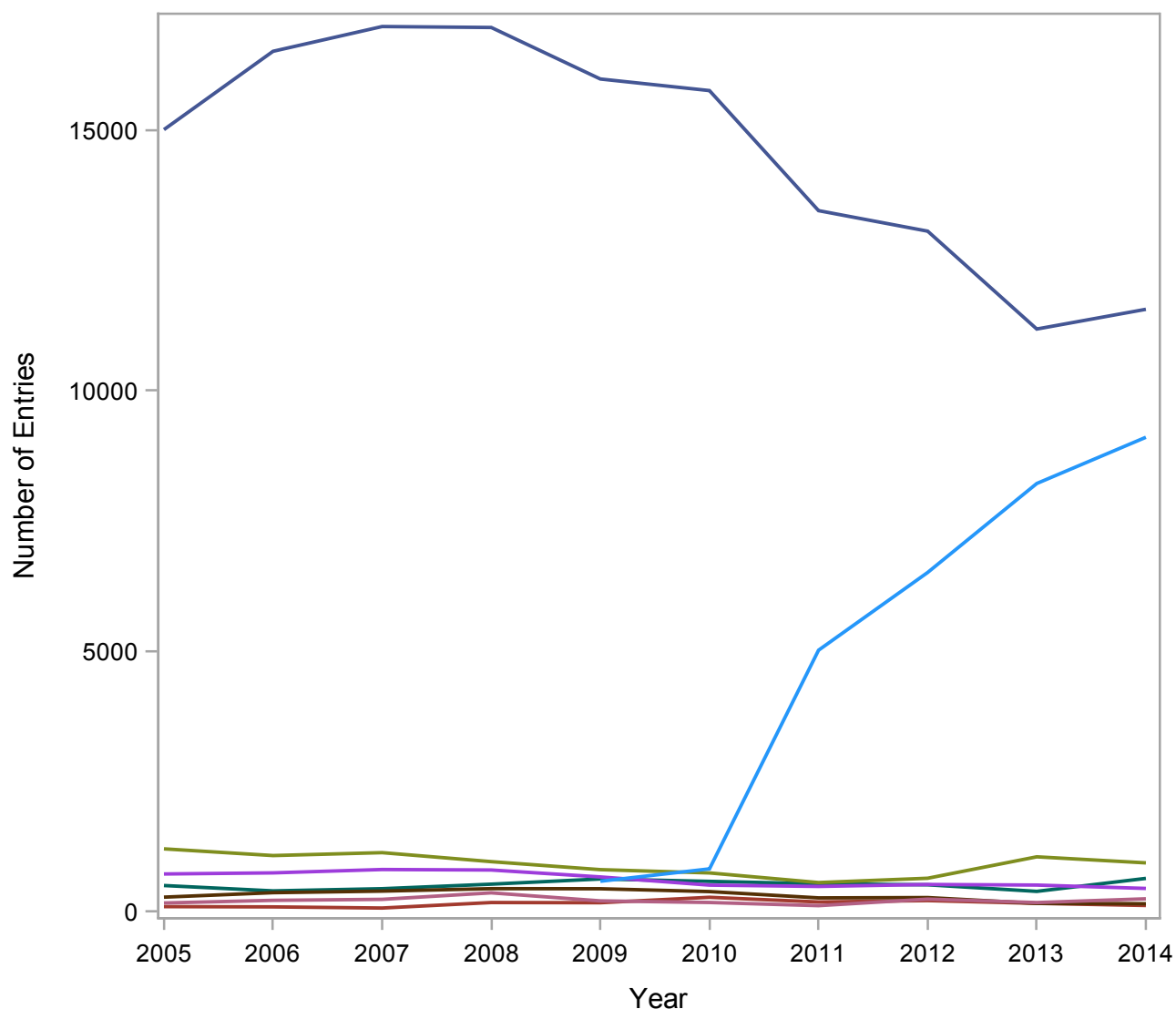
School type	2005	2006	2007	2008	2009	2010	2011	2012	2013	2014
Comprehensive	113180	124423	133118	139202	138228	142082	144284	138754	140820	143774
Grammar	12151	12897	13274	13588	14618	14355	11105	10949	10618	11111
Sec Mod	8281	8314	8682	9358	9972	10633	10217	10299	11257	10971
Independent	12912	13884	14400	15034	14588	15349	17302	18036	17972	17480
Sixth Form	33	29	33	34	35	103	121	417	283	241
FE/Tertiary	77	89	107	147	266	298	285	141	112	96
Academy	.	.	.	.	3158	5252	35787	57361	80405	92981
Other	569	490	543	850	552	767	879	1304	1141	1430

### Cumulative percentage at Grade G by school type



## Numbers of GCSE entries in SOCIOLOGY by school type 2005-2014

School type	2005	2006	2007	2008	2009	2010	2011	2012	2013	2014
<b>Comprehensive</b>	15005	16508	16983	16965	15976	15754	13450	13056	11178	11557
<b>Grammar</b>	94	89	67	173	169	273	183	210	157	116
<b>Sec Mod</b>	499	396	438	525	625	579	533	513	387	636
<b>Independent</b>	276	362	392	439	437	383	262	268	156	150
<b>Sixth Form</b>	721	742	806	797	664	507	482	519	508	443
<b>FE/Tertiary</b>	1203	1074	1130	957	804	741	556	639	1050	934
<b>Academy</b>	.	.	.	.	581	819	5015	6507	8214	9101
<b>Other</b>	164	215	234	359	204	174	113	238	172	244





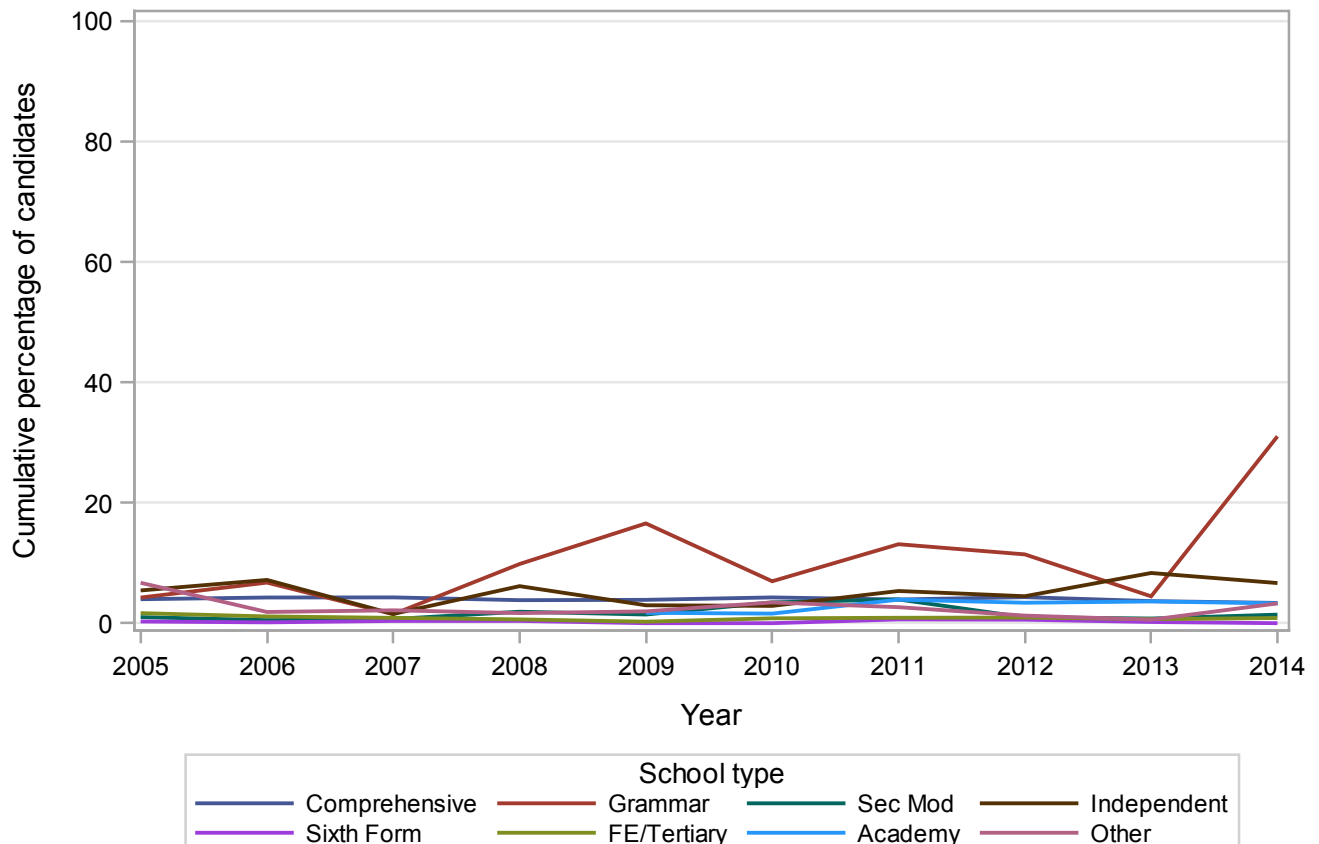
## GCSE SOCIOLOGY Grade A\* by school type 2005-2014 Cumulative Percentages

School type	2005	2006	2007	2008	2009	2010	2011	2012	2013	2014
Comprehensive	4.0	4.3	4.3	3.8	3.9	4.3	3.9	4.3	3.7	3.4
Grammar	4.3	6.7	1.5	9.8	16.6	7.0	13.1	11.4	4.5	31.0
Sec Mod	1.0	0.5	0.7	1.9	1.4	3.5	3.9	1.0	0.8	1.4
Independent	5.4	7.2	1.5	6.2	3.0	2.9	5.3	4.5	8.3	6.7
Sixth Form	0.3	0.1	0.4	0.4	0.0	0.0	0.6	0.6	0.2	0.0
FE/Tertiary	1.7	1.1	0.9	0.6	0.2	0.8	0.9	0.9	0.7	0.9
Academy	.	.	.	.	1.7	1.6	3.9	3.4	3.6	3.3
Other	6.7	1.9	2.1	1.7	2.0	3.4	2.7	1.3	0.6	3.3

### Cumulative Numbers

School type	2005	2006	2007	2008	2009	2010	2011	2012	2013	2014
Comprehensive	597	704	727	648	619	674	529	564	410	389
Grammar	4	6	1	17	28	19	24	24	7	36
Sec Mod	5	2	3	10	9	20	21	5	3	9
Independent	15	26	6	27	13	11	14	12	13	10
Sixth Form	2	1	3	3	0	0	3	3	1	0
FE/Tertiary	20	12	10	6	2	6	5	6	7	8
Academy	.	.	.	.	10	13	196	221	296	300
Other	11	4	5	6	4	6	3	3	1	8

### Cumulative percentage at Grade A\* by school type



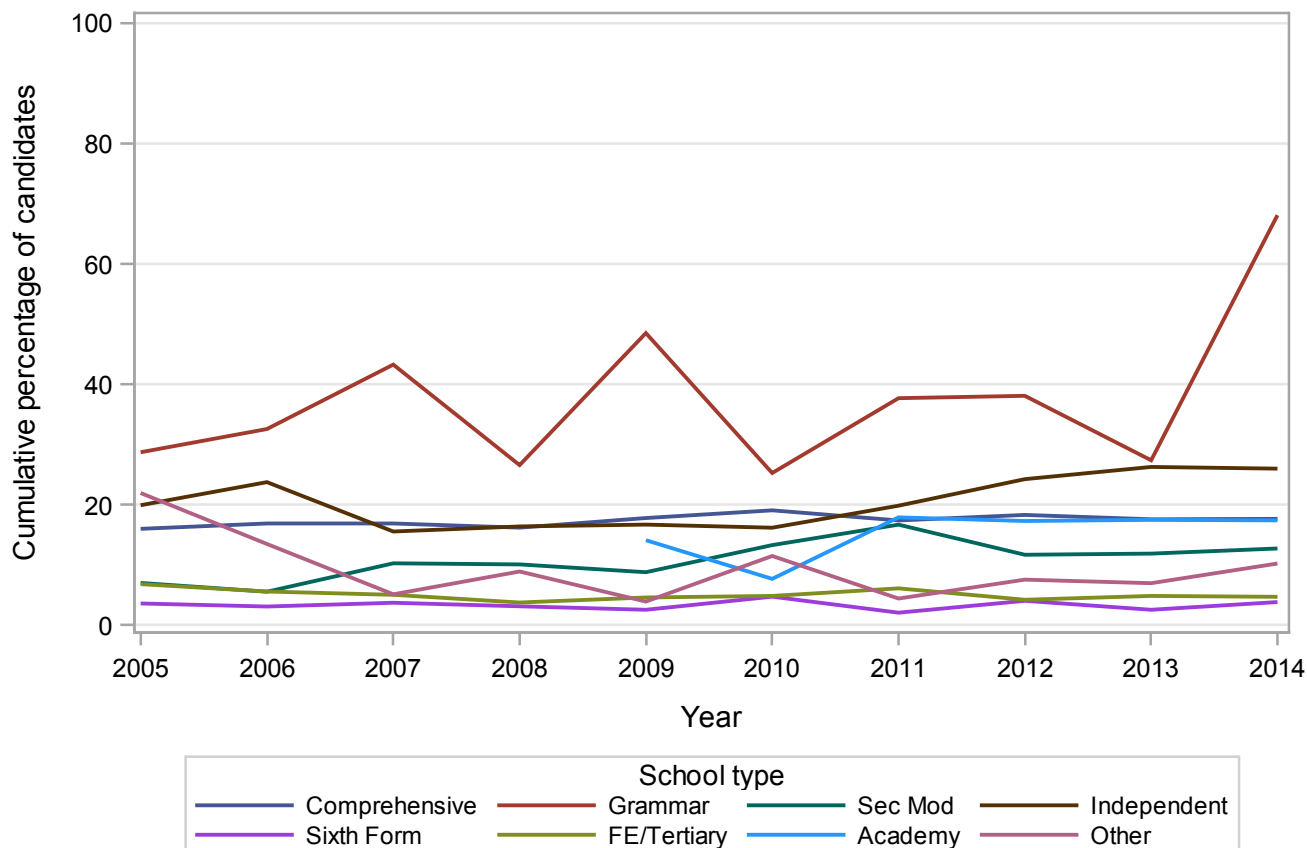
## GCSE SOCIOLOGY Grade A by school type 2005-2014 Cumulative Percentages

School type	2005	2006	2007	2008	2009	2010	2011	2012	2013	2014
Comprehensive	16.0	16.9	16.9	16.2	17.8	19.1	17.4	18.3	17.6	17.7
Grammar	28.7	32.6	43.3	26.6	48.5	25.3	37.7	38.1	27.4	68.1
Sec Mod	7.0	5.6	10.3	10.1	8.8	13.3	16.7	11.7	11.9	12.7
Independent	19.9	23.8	15.6	16.4	16.7	16.2	19.8	24.3	26.3	26.0
Sixth Form	3.6	3.1	3.7	3.1	2.6	4.7	2.1	4.0	2.6	3.8
FE/Tertiary	6.8	5.6	5.0	3.8	4.6	4.9	6.1	4.2	4.9	4.7
Academy	.	.	.	.	14.1	7.7	17.9	17.3	17.5	17.4
Other	22.0	13.5	5.1	8.9	3.9	11.5	4.4	7.6	7.0	10.2

### Cumulative Numbers

School type	2005	2006	2007	2008	2009	2010	2011	2012	2013	2014
Comprehensive	2401	2789	2869	2749	2843	3005	2340	2391	1966	2041
Grammar	27	29	29	46	82	69	69	80	43	79
Sec Mod	35	22	45	53	55	77	89	60	46	81
Independent	55	86	61	72	73	62	52	65	41	39
Sixth Form	26	23	30	25	17	24	10	21	13	17
FE/Tertiary	82	60	57	36	37	36	34	27	51	44
Academy	.	.	.	.	82	63	898	1126	1437	1584
Other	36	29	12	32	8	20	5	18	12	25

### Cumulative percentage at Grade A by school type



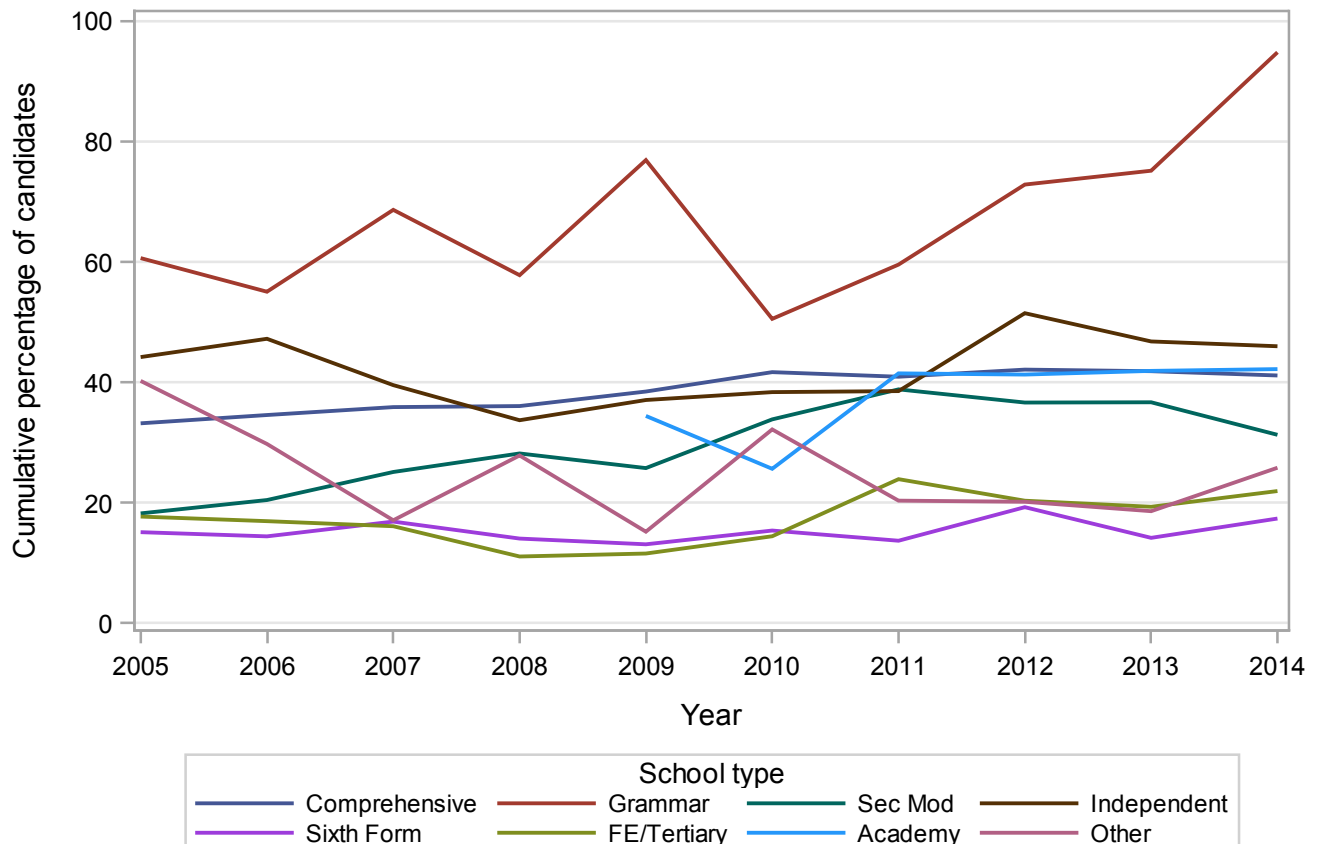
## GCSE SOCIOLOGY Grade B by school type 2005-2014 Cumulative Percentages

School type	2005	2006	2007	2008	2009	2010	2011	2012	2013	2014
Comprehensive	33.2	34.6	35.9	36.1	38.5	41.7	40.9	42.1	41.9	41.1
Grammar	60.6	55.1	68.7	57.8	76.9	50.5	59.6	72.9	75.2	94.8
Sec Mod	18.2	20.5	25.1	28.2	25.8	33.9	38.8	36.6	36.7	31.3
Independent	44.2	47.2	39.5	33.7	37.1	38.4	38.5	51.5	46.8	46.0
Sixth Form	15.1	14.4	16.9	14.1	13.1	15.4	13.7	19.3	14.2	17.4
FE/Tertiary	17.7	16.9	16.1	11.1	11.6	14.4	23.9	20.3	19.3	21.9
Academy	.	.	.	.	34.4	25.6	41.5	41.3	41.9	42.2
Other	40.2	29.8	17.1	27.9	15.2	32.2	20.4	20.2	18.6	25.8

### Cumulative Numbers

School type	2005	2006	2007	2008	2009	2010	2011	2012	2013	2014
Comprehensive	4981	5708	6095	6118	6147	6569	5506	5499	4679	4755
Grammar	57	49	46	100	130	138	109	153	118	110
Sec Mod	91	81	110	148	161	196	207	188	142	199
Independent	122	171	155	148	162	147	101	138	73	69
Sixth Form	109	107	136	112	87	78	66	100	72	77
FE/Tertiary	213	182	182	106	93	107	133	130	203	205
Academy	.	.	.	.	200	210	2081	2687	3442	3841
Other	66	64	40	100	31	56	23	48	32	63

### Cumulative percentage at Grade B by school type



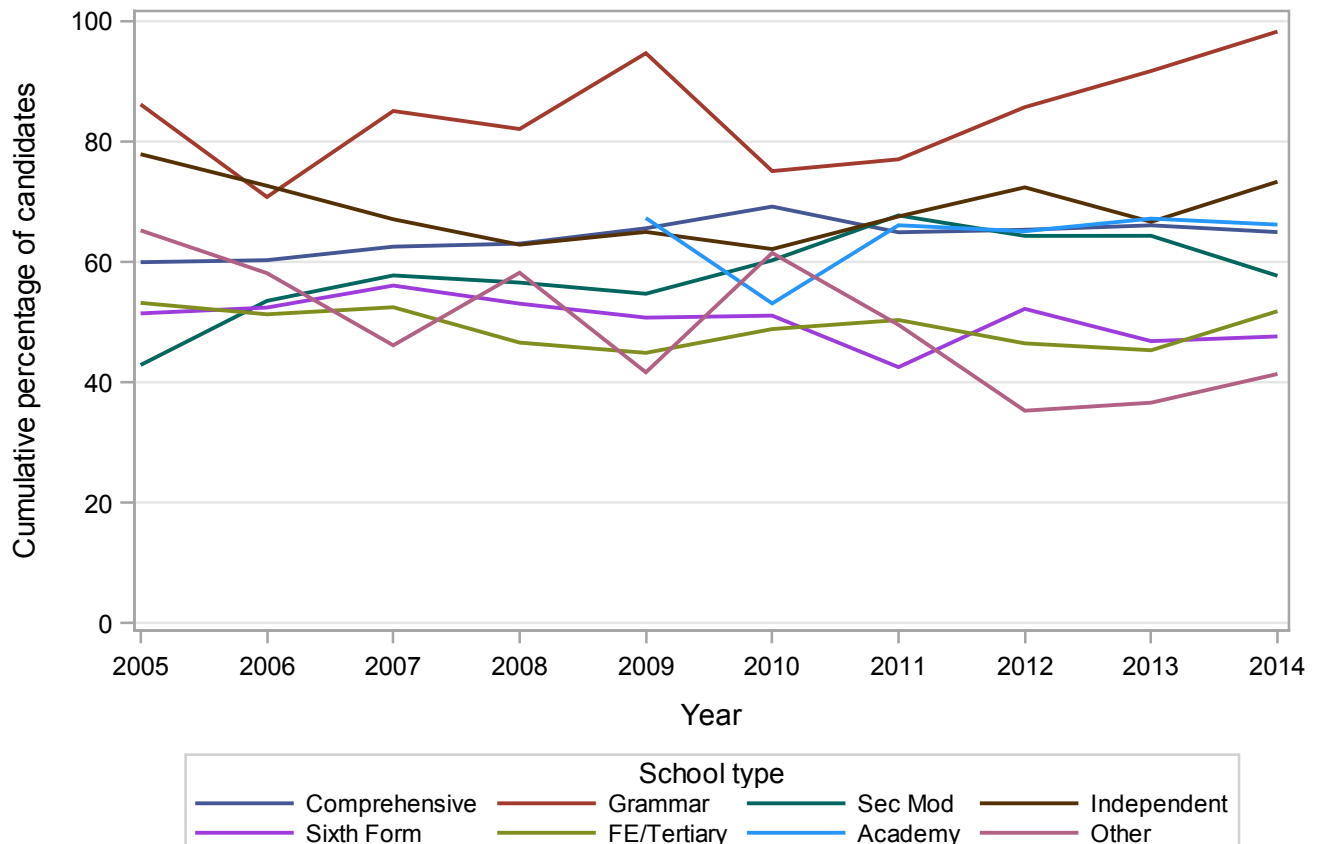
## GCSE SOCIOLOGY Grade C by school type 2005-2014 Cumulative Percentages

School type	2005	2006	2007	2008	2009	2010	2011	2012	2013	2014
Comprehensive	60.0	60.3	62.5	63.0	65.6	69.2	64.9	65.3	66.1	65.0
Grammar	86.2	70.8	85.1	82.1	94.7	75.1	77.0	85.7	91.7	98.3
Sec Mod	42.9	53.5	57.8	56.6	54.7	60.3	67.7	64.3	64.3	57.7
Independent	77.9	72.7	67.1	62.9	65.0	62.1	67.6	72.4	66.7	73.3
Sixth Form	51.5	52.4	56.1	53.1	50.8	51.1	42.5	52.2	46.9	47.6
FE/Tertiary	53.2	51.3	52.5	46.6	44.9	48.9	50.4	46.5	45.3	51.8
Academy	.	.	.	.	67.3	53.1	66.1	65.1	67.2	66.2
Other	65.2	58.1	46.2	58.2	41.7	61.5	49.6	35.3	36.6	41.4

### Cumulative Numbers

School type	2005	2006	2007	2008	2009	2010	2011	2012	2013	2014
Comprehensive	8997	9954	10622	10696	10480	10901	8733	8532	7387	7507
Grammar	81	63	57	142	160	205	141	180	144	114
Sec Mod	214	212	253	297	342	349	361	330	249	367
Independent	215	263	263	276	284	238	177	194	104	110
Sixth Form	371	389	452	423	337	259	205	271	238	211
FE/Tertiary	640	551	593	446	361	362	280	297	476	484
Academy	.	.	.	.	391	435	3315	4236	5520	6025
Other	107	125	108	209	85	107	56	84	63	101

### Cumulative percentage at Grade C by school type



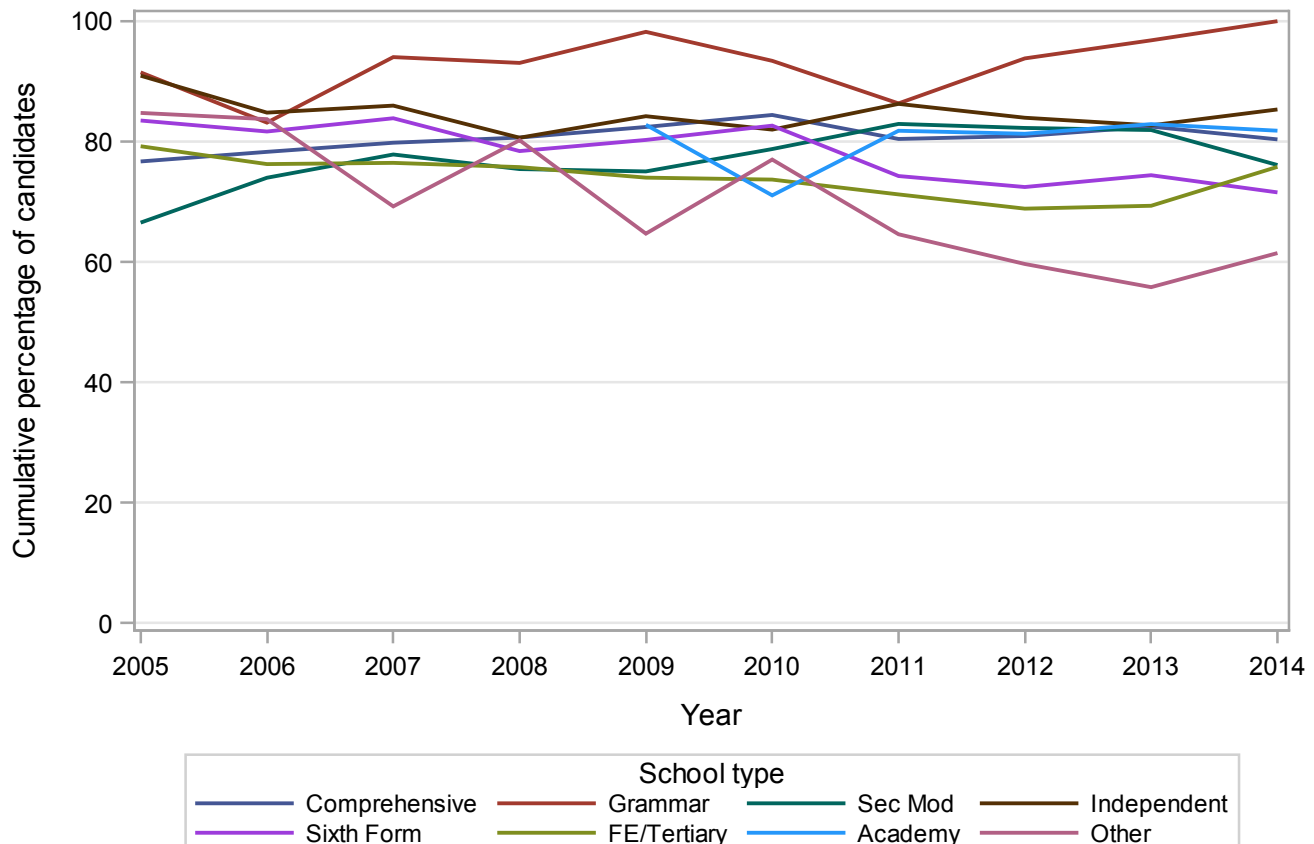
## GCSE SOCIOLOGY Grade D by school type 2005-2014 Cumulative Percentages

School type	2005	2006	2007	2008	2009	2010	2011	2012	2013	2014
Comprehensive	76.7	78.3	79.8	80.7	82.4	84.4	80.4	80.9	82.5	80.4
Grammar	91.5	83.1	94.0	93.1	98.2	93.4	86.3	93.8	96.8	100.0
Sec Mod	66.5	74.0	77.9	75.4	75.0	78.8	82.9	82.3	81.9	76.1
Independent	90.9	84.8	86.0	80.6	84.2	82.0	86.3	84.0	82.7	85.3
Sixth Form	83.5	81.7	83.9	78.4	80.3	82.6	74.3	72.4	74.4	71.6
FE/Tertiary	79.2	76.3	76.5	75.8	74.0	73.7	71.2	68.9	69.3	75.8
Academy	.	.	.	.	82.8	71.1	81.8	81.3	82.9	81.8
Other	84.8	83.7	69.2	80.2	64.7	77.0	64.6	59.7	55.8	61.5

### Cumulative Numbers

School type	2005	2006	2007	2008	2009	2010	2011	2012	2013	2014
Comprehensive	11508	12924	13553	13685	13168	13299	10818	10565	9220	9287
Grammar	86	74	63	161	166	255	158	197	152	116
Sec Mod	332	293	341	396	469	456	442	422	317	484
Independent	251	307	337	354	368	314	226	225	129	128
Sixth Form	602	606	676	625	533	419	358	376	378	317
FE/Tertiary	953	819	864	725	595	546	396	440	728	708
Academy	.	.	.	.	481	582	4102	5290	6809	7445
Other	139	180	162	288	132	134	73	142	96	150

### Cumulative percentage at Grade D by school type

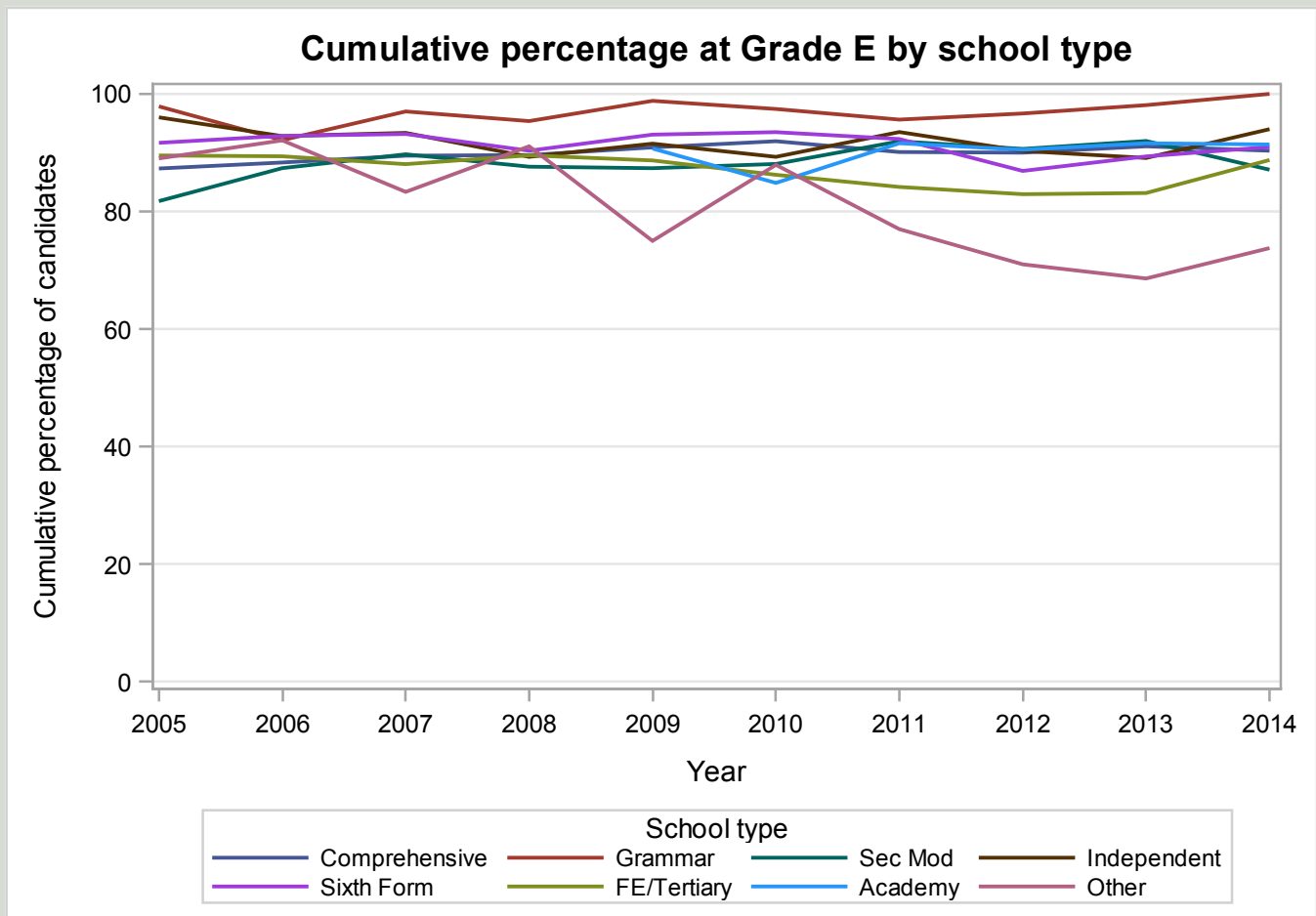


## GCSE SOCIOLOGY Grade E by school type 2005-2014 Cumulative Percentages

School type	2005	2006	2007	2008	2009	2010	2011	2012	2013	2014
Comprehensive	87.3	88.3	89.5	89.6	90.9	92.0	90.1	90.0	91.1	90.3
Grammar	97.9	92.1	97.0	95.4	98.8	97.4	95.6	96.7	98.1	100.0
Sec Mod	81.8	87.4	89.7	87.6	87.4	88.1	91.9	90.6	92.0	87.1
Independent	96.0	92.8	93.4	89.3	91.5	89.3	93.5	90.3	89.1	94.0
Sixth Form	91.7	92.9	93.2	90.3	93.1	93.5	92.3	86.9	89.4	91.0
FE/Tertiary	89.5	89.4	88.1	89.6	88.7	86.2	84.2	82.9	83.1	88.8
Academy	.	.	.	.	90.7	84.9	91.6	90.5	91.6	91.4
Other	89.0	92.1	83.3	91.1	75.0	87.9	77.0	71.0	68.6	73.8

## Cumulative Numbers

School type	2005	2006	2007	2008	2009	2010	2011	2012	2013	2014
Comprehensive	13101	14582	15198	15201	14522	14486	12120	11751	10181	10440
Grammar	92	82	65	165	167	266	175	203	154	116
Sec Mod	408	346	393	460	546	510	490	465	356	554
Independent	265	336	366	392	400	342	245	242	139	141
Sixth Form	661	689	751	720	618	474	445	451	454	403
FE/Tertiary	1077	960	995	857	713	639	468	530	873	829
Academy	.	.	.	.	527	695	4594	5889	7524	8318
Other	146	198	195	327	153	153	87	169	118	180



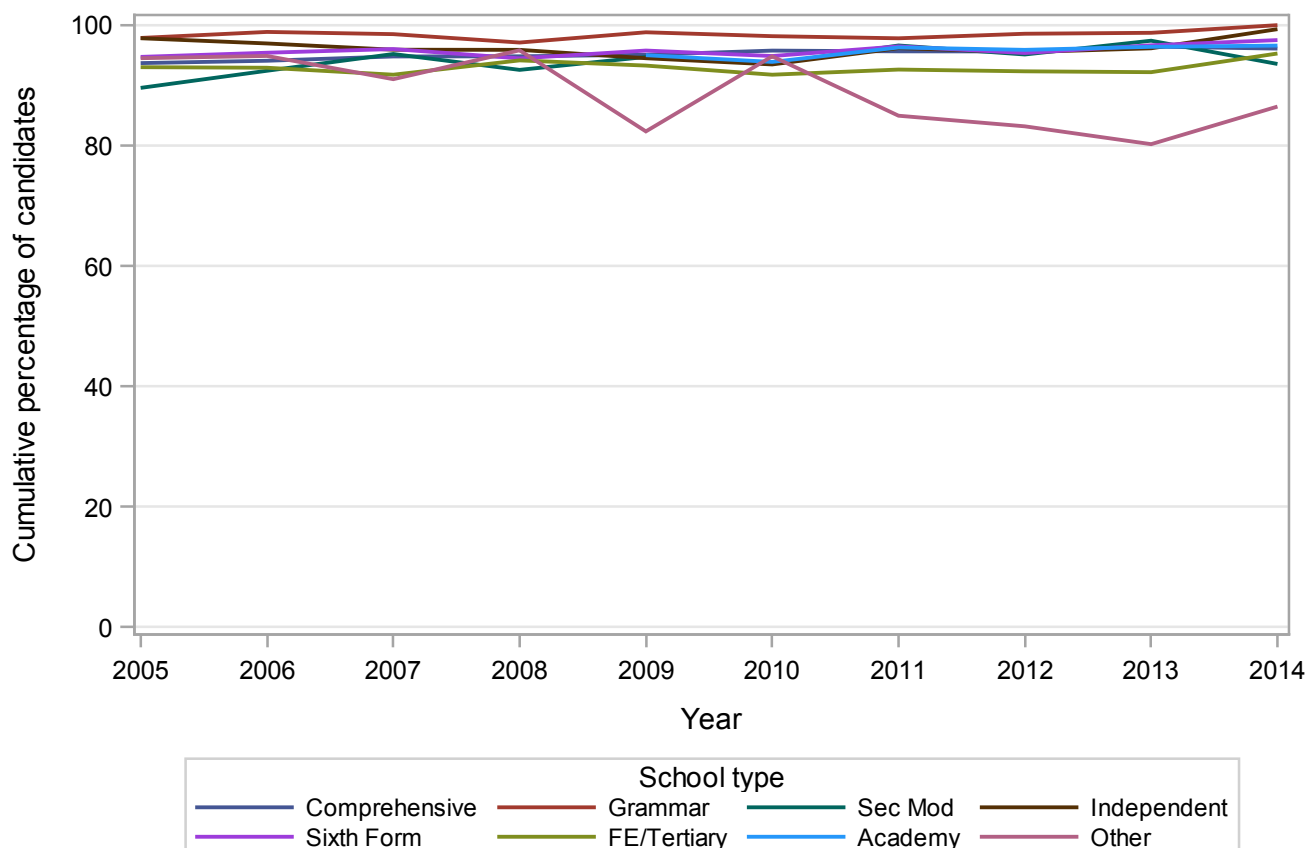
## GCSE SOCIOLOGY Grade F by school type 2005-2014 Cumulative Percentages

School type	2005	2006	2007	2008	2009	2010	2011	2012	2013	2014
Comprehensive	93.7	94.1	94.8	94.8	95.1	95.8	95.7	95.6	96.4	96.1
Grammar	97.9	98.9	98.5	97.1	98.8	98.2	97.8	98.6	98.7	100.0
Sec Mod	89.6	92.4	95.2	92.6	94.7	93.6	96.6	95.1	97.4	93.6
Independent	97.8	97.0	95.9	95.9	94.5	93.5	96.2	95.5	96.2	99.3
Sixth Form	94.7	95.4	96.0	94.5	95.8	94.9	96.5	95.4	96.7	97.5
FE/Tertiary	93.0	92.9	91.8	94.1	93.3	91.8	92.6	92.3	92.2	95.3
Academy	.	.	.	.	95.0	93.9	96.3	95.9	96.4	96.6
Other	94.5	94.9	91.0	95.8	82.4	94.8	85.0	83.2	80.2	86.5

### Cumulative Numbers

School type	2005	2006	2007	2008	2009	2010	2011	2012	2013	2014
Comprehensive	14059	15532	16100	16087	15190	15088	12865	12486	10780	11107
Grammar	92	88	66	168	167	268	179	207	155	116
Sec Mod	447	366	417	486	592	542	515	488	377	595
Independent	270	351	376	421	413	358	252	256	150	149
Sixth Form	683	708	774	753	636	481	465	495	491	432
FE/Tertiary	1119	998	1037	901	750	680	515	590	968	890
Academy	.	.	.	.	552	769	4829	6240	7918	8792
Other	155	204	213	344	168	165	96	198	138	211

### Cumulative percentage at Grade F by school type



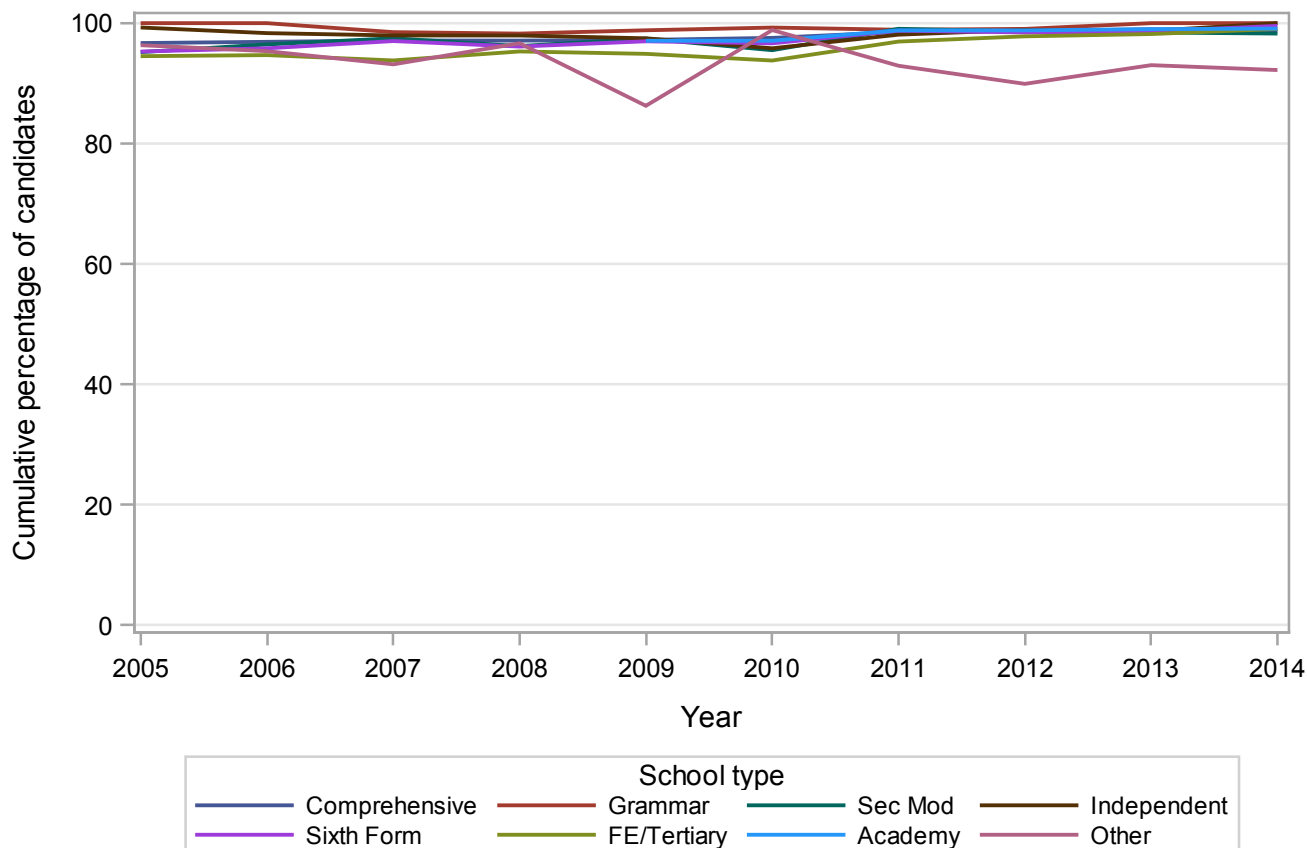
## GCSE SOCIOLOGY Grade G by school type 2005-2014 Cumulative Percentages

School type	2005	2006	2007	2008	2009	2010	2011	2012	2013	2014
Comprehensive	96.7	96.9	97.1	97.1	97.2	97.5	98.5	98.7	99.0	98.8
Grammar	100.0	100.0	98.5	98.3	98.8	99.3	98.9	99.0	100.0	100.0
Sec Mod	95.2	96.5	97.5	96.2	97.4	95.5	99.1	98.6	98.4	98.3
Independent	99.3	98.3	98.0	97.9	97.5	95.8	98.1	98.9	98.7	100.0
Sixth Form	95.3	95.8	97.0	96.1	97.0	96.6	98.8	98.5	98.6	99.5
FE/Tertiary	94.5	94.7	93.8	95.3	94.9	93.8	96.9	97.8	98.2	99.0
Academy	.	.	.	.	97.1	97.1	98.8	98.8	99.0	99.1
Other	96.3	95.3	93.2	96.7	86.3	98.9	92.9	89.9	93.0	92.2

### Cumulative Numbers

School type	2005	2006	2007	2008	2009	2010	2011	2012	2013	2014
Comprehensive	14509	15996	16494	16473	15532	15368	13251	12883	11065	11413
Grammar	94	89	66	170	167	271	181	208	157	116
Sec Mod	475	382	427	505	609	553	528	506	381	625
Independent	274	356	384	430	426	367	257	265	154	150
Sixth Form	687	711	782	766	644	490	476	511	501	441
FE/Tertiary	1137	1017	1060	912	763	695	539	625	1031	925
Academy	.	.	.	.	564	795	4955	6429	8132	9019
Other	158	205	218	347	176	172	105	214	160	225

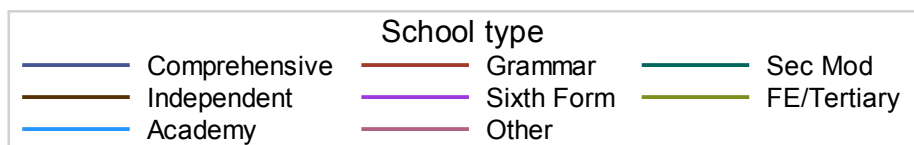
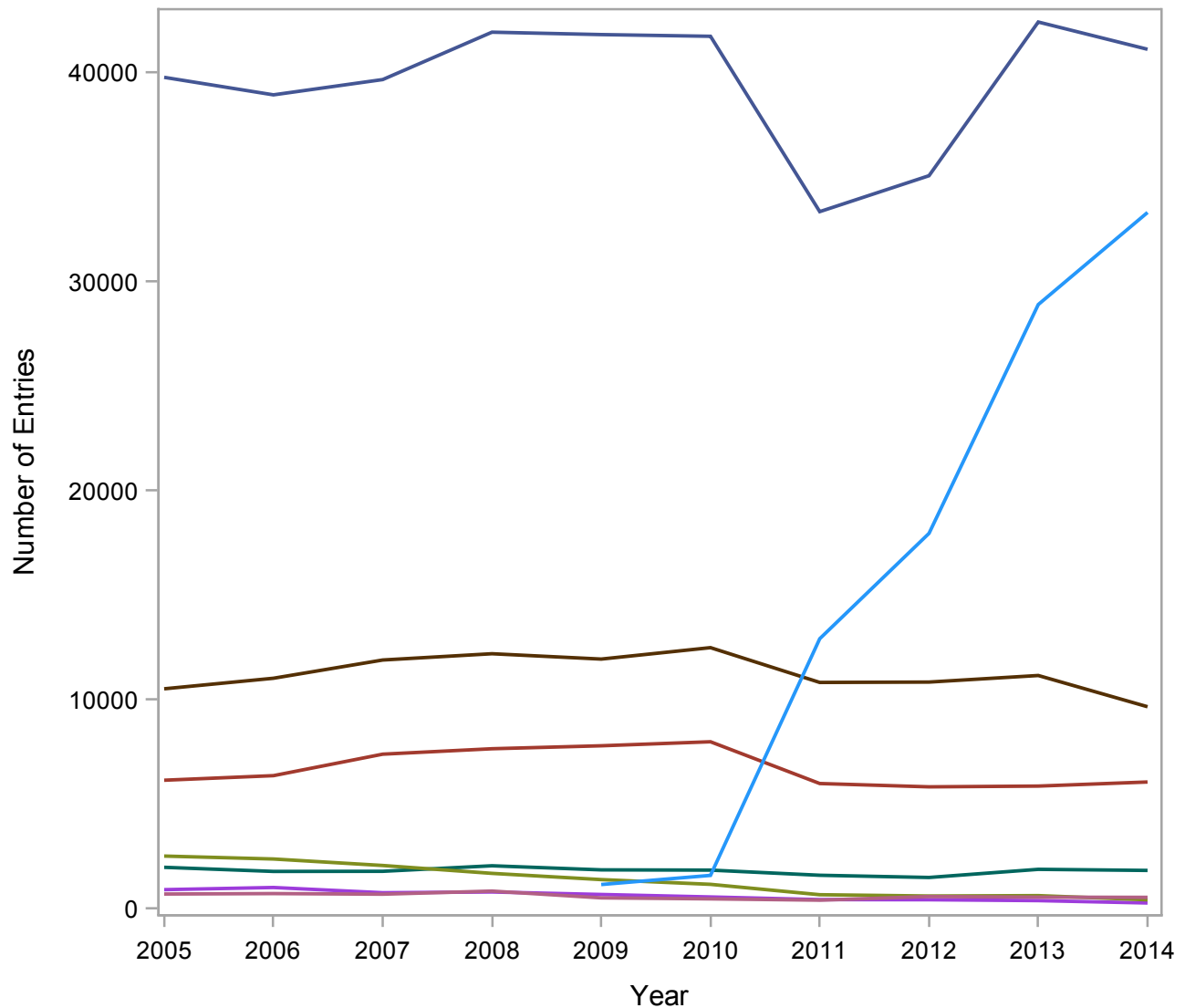
### Cumulative percentage at Grade G by school type





## Numbers of GCSE entries in SPANISH by school type 2005-2014

School type	2005	2006	2007	2008	2009	2010	2011	2012	2013	2014
<b>Comprehensive</b>	39760	38922	39652	41919	41804	41722	33335	35054	42405	41101
<b>Grammar</b>	6138	6357	7384	7644	7785	7977	5980	5821	5857	6053
<b>Sec Mod</b>	1972	1776	1782	2046	1850	1839	1592	1486	1876	1823
<b>Independent</b>	10511	11016	11888	12189	11933	12479	10816	10833	11147	9653
<b>Sixth Form</b>	903	1006	756	793	672	554	427	421	379	266
<b>FE/Tertiary</b>	2510	2370	2059	1682	1385	1158	661	599	618	418
<b>Academy</b>	.	.	.	.	1149	1586	12906	17946	28890	33296
<b>Other</b>	695	716	686	835	511	463	400	575	543	535



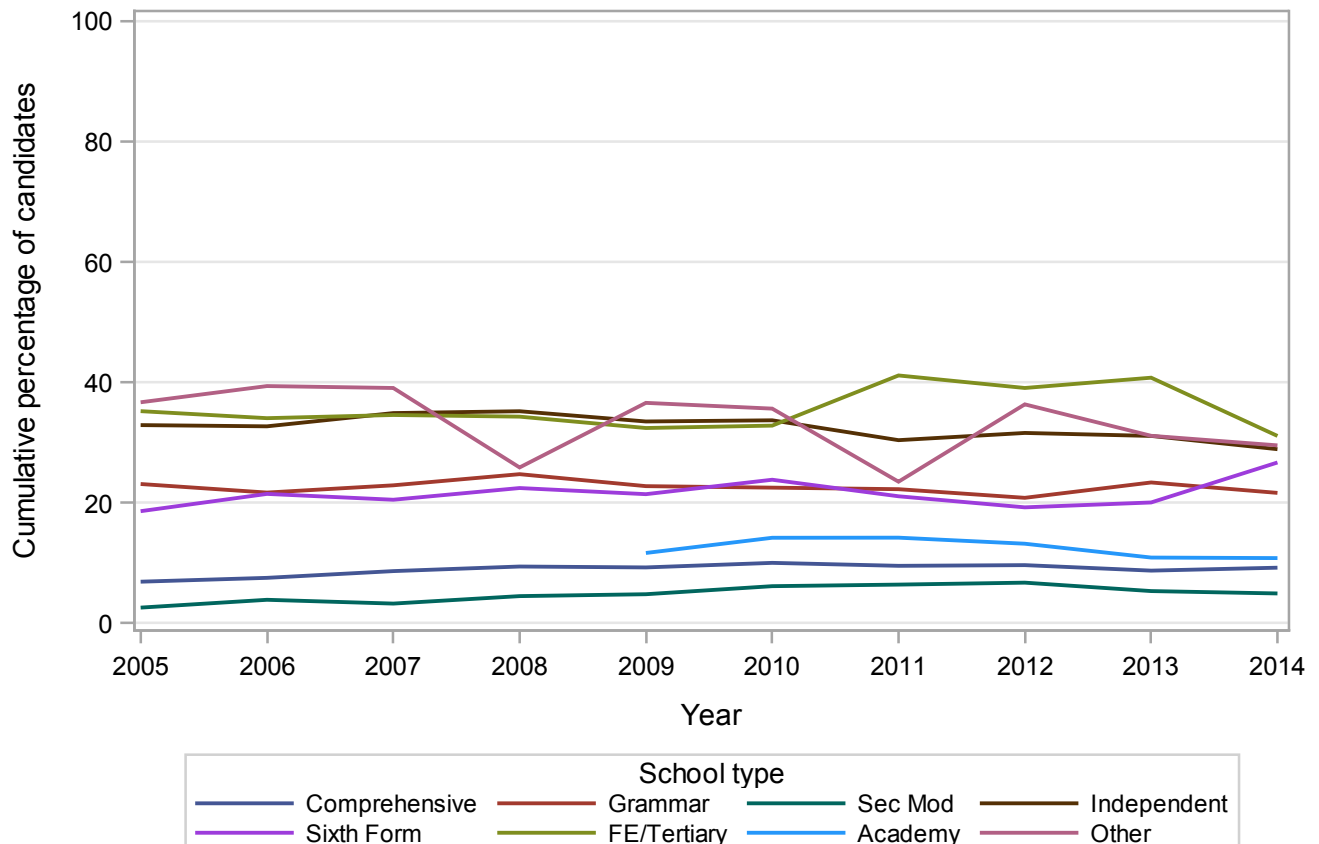
## GCSE SPANISH Grade A\* by school type 2005-2014 Cumulative Percentages

School type	2005	2006	2007	2008	2009	2010	2011	2012	2013	2014
Comprehensive	6.9	7.5	8.7	9.4	9.3	10.0	9.5	9.6	8.7	9.2
Grammar	23.1	21.7	22.9	24.8	22.8	22.5	22.3	20.8	23.4	21.6
Sec Mod	2.6	3.9	3.3	4.5	4.8	6.1	6.4	6.7	5.3	4.9
Independent	32.9	32.7	34.9	35.2	33.5	33.7	30.4	31.6	31.1	28.9
Sixth Form	18.6	21.5	20.5	22.4	21.4	23.8	21.1	19.2	20.1	26.7
FE/Tertiary	35.2	34.1	34.6	34.3	32.4	32.8	41.1	39.1	40.8	31.1
Academy	.	.	.	.	11.7	14.2	14.2	13.2	10.9	10.8
Other	36.7	39.4	39.1	25.9	36.6	35.6	23.5	36.3	31.1	29.5

### Cumulative Numbers

School type	2005	2006	2007	2008	2009	2010	2011	2012	2013	2014
Comprehensive	2740	2931	3430	3946	3872	4179	3175	3380	3701	3788
Grammar	1419	1379	1691	1892	1772	1796	1331	1212	1369	1310
Sec Mod	51	69	58	92	89	113	102	100	100	90
Independent	3458	3602	4149	4291	3998	4205	3288	3423	3467	2790
Sixth Form	168	216	155	178	144	132	90	81	76	71
FE/Tertiary	884	807	712	577	449	380	272	234	252	130
Academy	.	.	.	.	134	225	1833	2369	3149	3600
Other	255	282	268	216	187	165	94	209	169	158

### Cumulative percentage at Grade A\* by school type



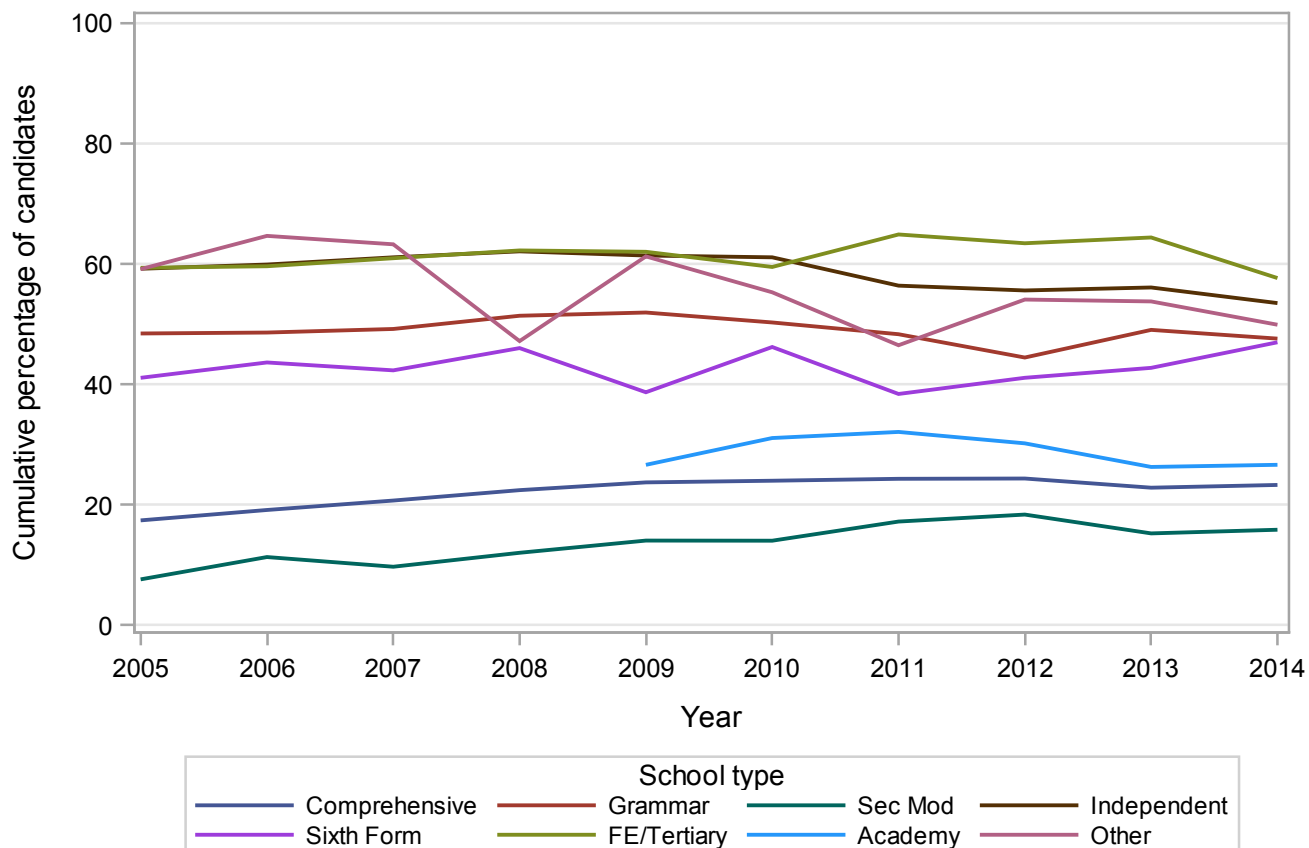
## GCSE SPANISH Grade A by school type 2005-2014 Cumulative Percentages

School type	2005	2006	2007	2008	2009	2010	2011	2012	2013	2014
Comprehensive	17.4	19.1	20.7	22.4	23.7	24.0	24.3	24.4	22.8	23.3
Grammar	48.5	48.6	49.2	51.4	51.9	50.3	48.3	44.5	49.1	47.6
Sec Mod	7.6	11.3	9.7	12.0	14.1	14.0	17.2	18.4	15.2	15.9
Independent	59.2	59.9	61.1	62.1	61.4	61.1	56.4	55.6	56.1	53.5
Sixth Form	41.1	43.6	42.3	46.0	38.7	46.2	38.4	41.1	42.7	47.0
FE/Tertiary	59.4	59.6	61.0	62.2	62.0	59.5	64.9	63.4	64.4	57.7
Academy	.	.	.	.	26.6	31.1	32.1	30.2	26.3	26.6
Other	59.1	64.7	63.3	47.2	61.3	55.3	46.5	54.1	53.8	49.9

### Cumulative Numbers

School type	2005	2006	2007	2008	2009	2010	2011	2012	2013	2014
Comprehensive	6921	7448	8208	9403	9916	10011	8104	8540	9685	9573
Grammar	2974	3090	3633	3929	4043	4011	2890	2588	2873	2881
Sec Mod	150	201	173	246	260	258	274	273	286	289
Independent	6223	6599	7264	7569	7327	7625	6100	6023	6253	5164
Sixth Form	371	439	320	365	260	256	164	173	162	125
FE/Tertiary	1490	1413	1255	1047	859	689	429	380	398	241
Academy	.	.	.	.	306	493	4143	5420	7593	8869
Other	411	463	434	394	313	256	186	311	292	267

### Cumulative percentage at Grade A by school type



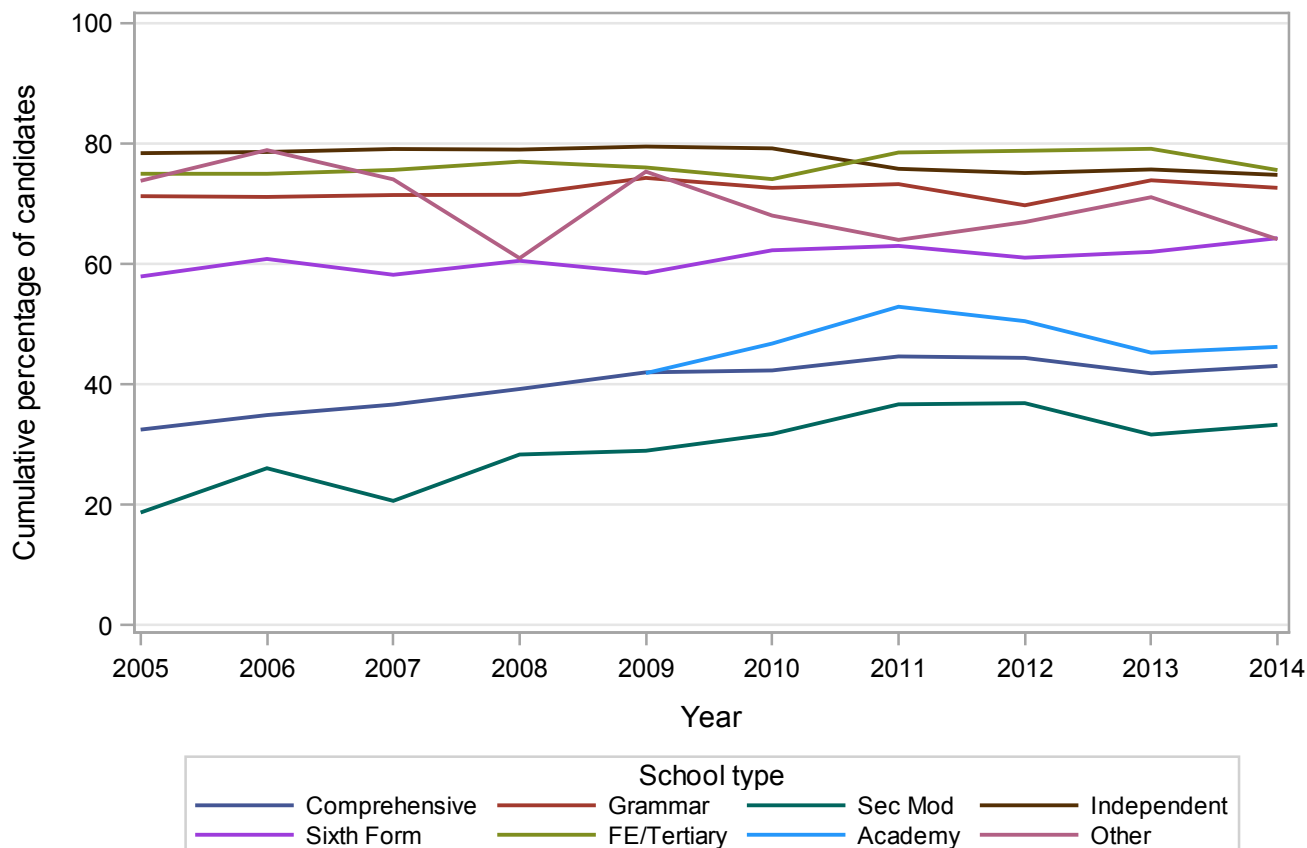
## GCSE SPANISH Grade B by school type 2005-2014 Cumulative Percentages

School type	2005	2006	2007	2008	2009	2010	2011	2012	2013	2014
Comprehensive	32.5	34.9	36.6	39.2	42.0	42.3	44.6	44.4	41.8	43.1
Grammar	71.3	71.1	71.5	71.5	74.3	72.6	73.3	69.7	73.9	72.6
Sec Mod	18.7	26.1	20.7	28.3	29.0	31.8	36.7	36.9	31.7	33.3
Independent	78.4	78.6	79.1	79.0	79.5	79.2	75.8	75.1	75.7	74.8
Sixth Form	57.9	60.8	58.2	60.5	58.5	62.3	63.0	61.0	62.0	64.3
FE/Tertiary	75.0	75.0	75.6	77.0	76.0	74.1	78.5	78.8	79.1	75.6
Academy	.	.	.	.	41.9	46.8	52.9	50.5	45.3	46.2
Other	73.8	78.9	74.1	61.0	75.3	68.0	64.0	67.0	71.1	64.1

### Cumulative Numbers

School type	2005	2006	2007	2008	2009	2010	2011	2012	2013	2014
Comprehensive	12916	13583	14532	16445	17555	17654	14880	15564	17740	17701
Grammar	4374	4522	5276	5465	5784	5794	4381	4060	4328	4397
Sec Mod	369	463	368	580	536	584	584	548	594	607
Independent	8241	8659	9403	9629	9487	9883	8199	8136	8438	7220
Sixth Form	523	612	440	480	393	345	269	257	235	171
FE/Tertiary	1882	1777	1557	1295	1053	858	519	472	489	316
Academy	.	.	.	.	481	742	6827	9063	13078	15393
Other	513	565	508	509	385	315	256	385	386	343

### Cumulative percentage at Grade B by school type



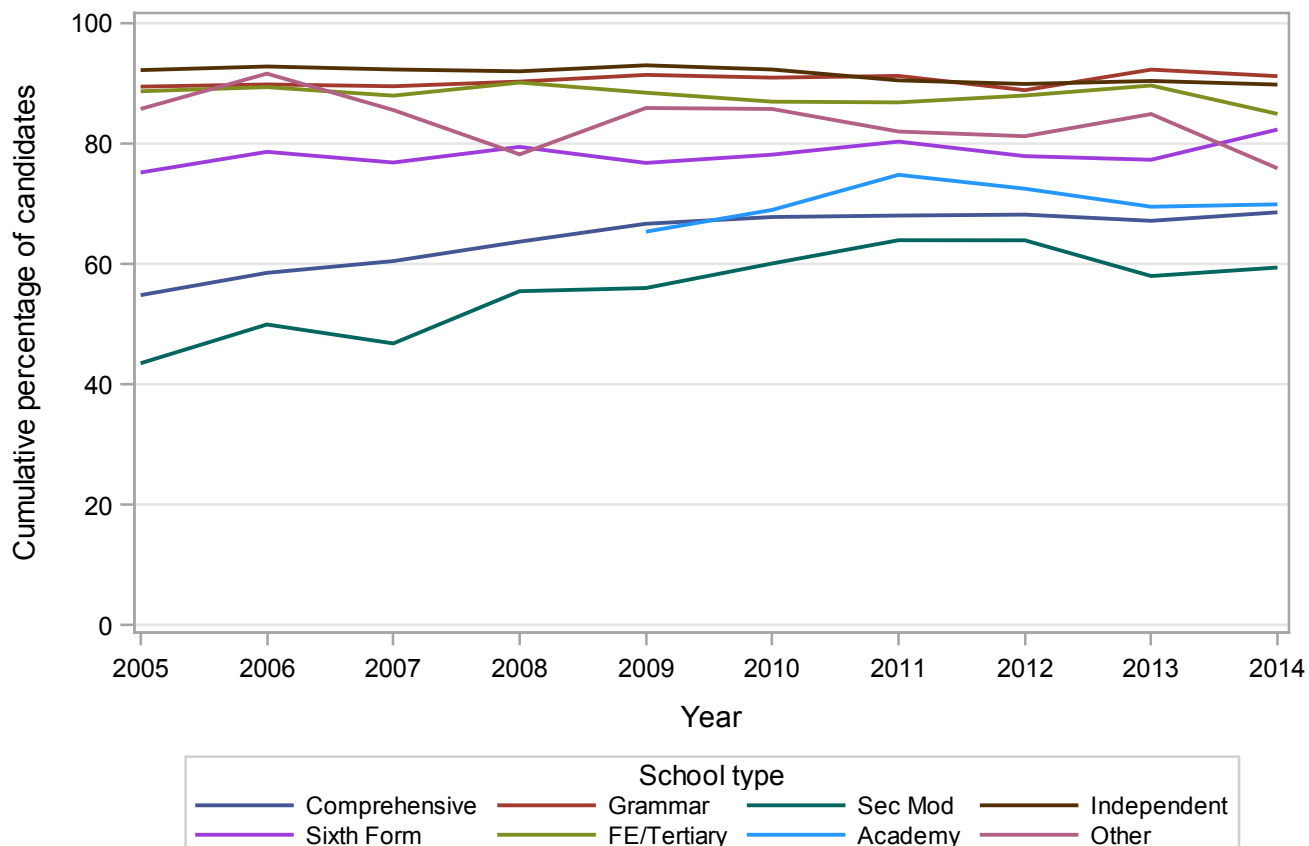
## GCSE SPANISH Grade C by school type 2005-2014 Cumulative Percentages

School type	2005	2006	2007	2008	2009	2010	2011	2012	2013	2014
Comprehensive	54.8	58.5	60.5	63.7	66.7	67.8	68.0	68.2	67.2	68.6
Grammar	89.5	89.8	89.5	90.3	91.4	90.9	91.2	88.9	92.3	91.2
Sec Mod	43.5	49.9	46.8	55.5	56.0	60.1	63.9	63.9	58.0	59.4
Independent	92.2	92.8	92.3	92.0	93.0	92.3	90.5	89.9	90.4	89.8
Sixth Form	75.2	78.6	76.9	79.4	76.8	78.2	80.3	77.9	77.3	82.3
FE/Tertiary	88.7	89.4	88.0	90.1	88.4	87.0	86.8	88.0	89.6	84.9
Academy	.	.	.	.	65.4	69.0	74.8	72.5	69.5	69.9
Other	85.8	91.6	85.6	78.2	85.9	85.7	82.0	81.2	84.9	75.9

### Cumulative Numbers

School type	2005	2006	2007	2008	2009	2010	2011	2012	2013	2014
Comprehensive	21798	22779	23981	26702	27874	28286	22681	23905	28483	28187
Grammar	5491	5710	6610	6902	7116	7255	5456	5173	5405	5520
Sec Mod	858	887	834	1135	1036	1105	1018	950	1088	1083
Independent	9691	10223	10973	11214	11098	11518	9788	9739	10077	8668
Sixth Form	679	791	581	630	516	433	343	328	293	219
FE/Tertiary	2226	2118	1811	1516	1225	1007	574	527	554	355
Academy	.	.	.	.	751	1094	9654	13011	20081	23276
Other	596	656	587	653	439	397	328	467	461	406

### Cumulative percentage at Grade C by school type

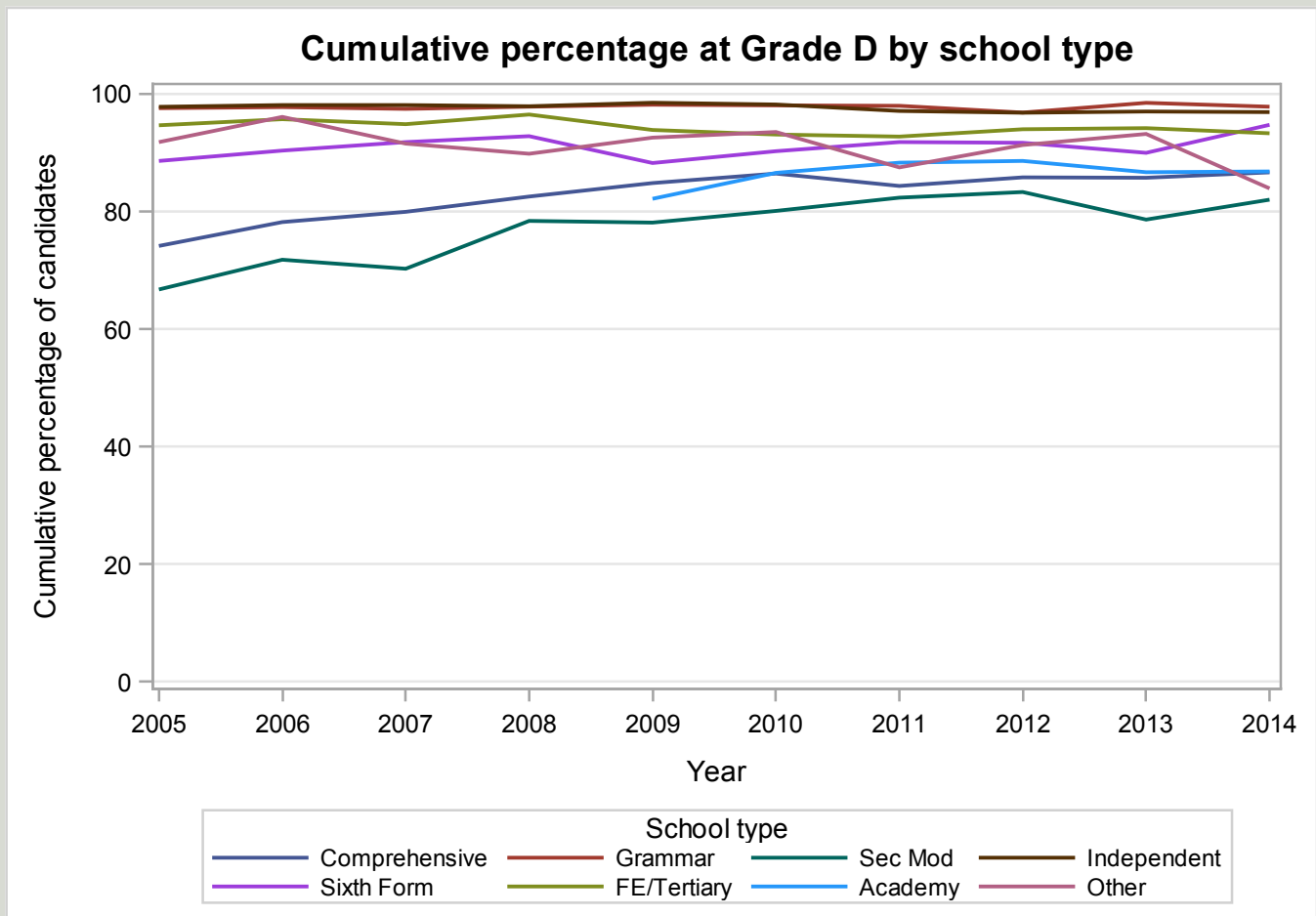


## GCSE SPANISH Grade D by school type 2005-2014 Cumulative Percentages

School type	2005	2006	2007	2008	2009	2010	2011	2012	2013	2014
Comprehensive	74.1	78.2	79.9	82.5	84.8	86.4	84.3	85.8	85.7	86.7
Grammar	97.6	97.8	97.5	97.8	98.2	98.0	98.0	96.8	98.5	97.8
Sec Mod	66.7	71.8	70.3	78.4	78.1	80.1	82.3	83.3	78.6	82.0
Independent	97.8	98.1	98.1	97.9	98.5	98.2	97.1	96.8	97.0	96.9
Sixth Form	88.6	90.4	91.8	92.8	88.2	90.3	91.8	91.7	90.0	94.7
FE/Tertiary	94.7	95.7	94.9	96.5	93.9	93.1	92.7	94.0	94.2	93.3
Academy	.	.	.	.	82.2	86.6	88.3	88.6	86.7	86.8
Other	91.8	96.1	91.5	89.8	92.6	93.5	87.5	91.3	93.2	83.9

### Cumulative Numbers

School type	2005	2006	2007	2008	2009	2010	2011	2012	2013	2014
Comprehensive	29478	30436	31699	34599	35464	36068	28115	30077	36356	35616
Grammar	5989	6214	7196	7478	7642	7821	5859	5636	5768	5921
Sec Mod	1316	1275	1252	1604	1445	1473	1311	1238	1475	1495
Independent	10280	10807	11662	11933	11754	12254	10502	10486	10813	9354
Sixth Form	800	909	694	736	593	500	392	386	341	252
FE/Tertiary	2376	2268	1953	1623	1300	1078	613	563	582	390
Academy	.	.	.	.	944	1373	11396	15900	25042	28903
Other	638	688	628	750	473	433	350	525	506	449

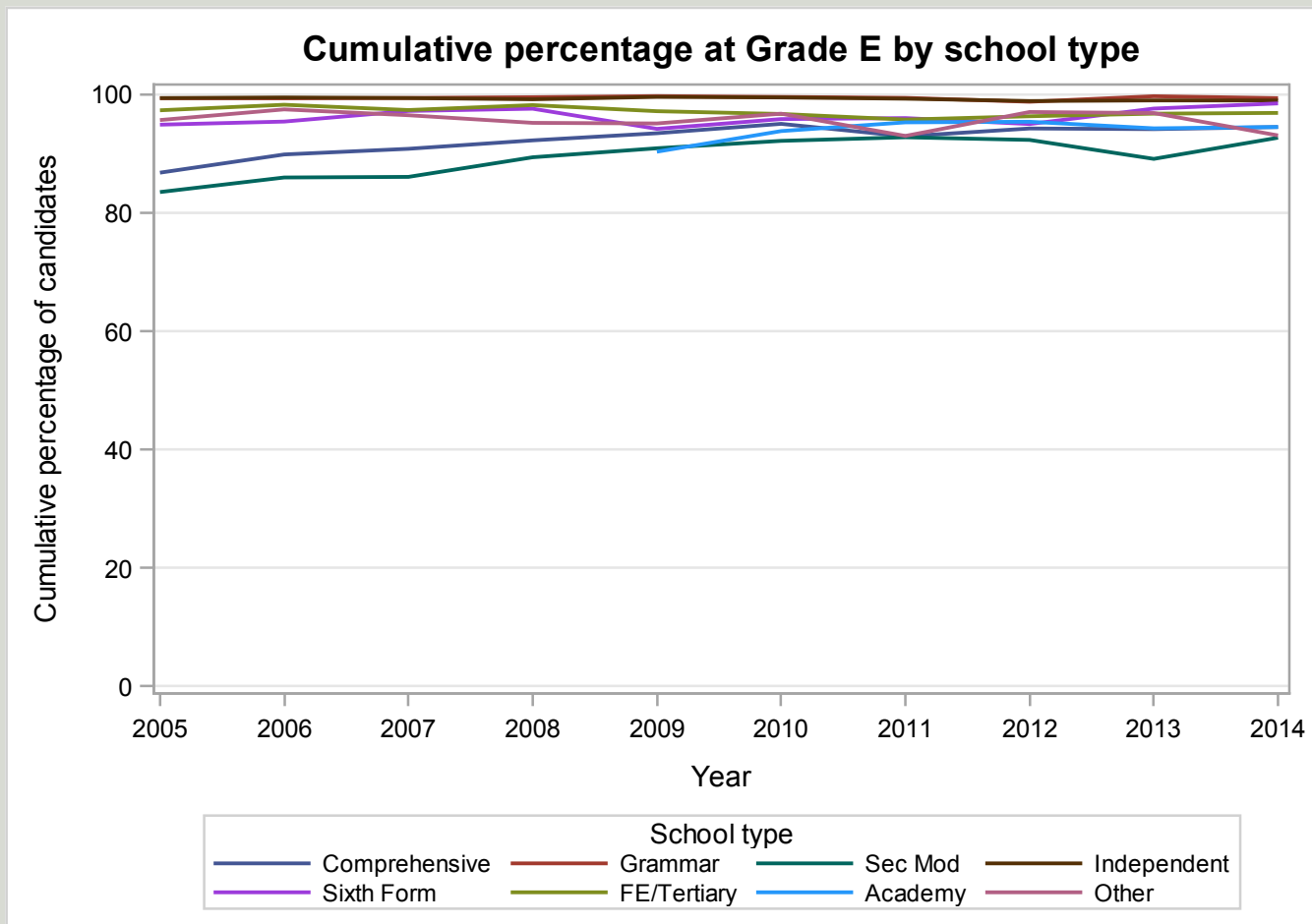


## GCSE SPANISH Grade E by school type 2005-2014 Cumulative Percentages

School type	2005	2006	2007	2008	2009	2010	2011	2012	2013	2014
Comprehensive	86.8	89.9	90.8	92.3	93.5	95.0	92.9	94.3	94.1	94.5
Grammar	99.4	99.4	99.4	99.5	99.7	99.6	99.4	98.8	99.7	99.4
Sec Mod	83.5	86.0	86.1	89.4	90.9	92.2	92.8	92.3	89.1	92.7
Independent	99.4	99.5	99.4	99.2	99.6	99.5	99.3	98.9	99.0	99.0
Sixth Form	94.9	95.4	97.2	97.6	94.2	95.8	96.0	95.0	97.6	98.5
FE/Tertiary	97.3	98.3	97.4	98.2	97.2	96.7	95.8	96.3	96.8	96.9
Academy	.	.	.	.	90.3	93.8	95.3	95.4	94.3	94.5
Other	95.7	97.5	96.5	95.2	95.1	96.8	93.0	97.0	96.9	93.1

### Cumulative Numbers

School type	2005	2006	2007	2008	2009	2010	2011	2012	2013	2014
Comprehensive	34509	34979	36015	38672	39069	39654	30979	33042	39923	38842
Grammar	6100	6316	7341	7609	7764	7944	5946	5750	5840	6016
Sec Mod	1647	1527	1534	1829	1682	1695	1477	1372	1672	1690
Independent	10448	10961	11817	12091	11885	12417	10740	10714	11036	9556
Sixth Form	857	960	735	774	633	531	410	400	370	262
FE/Tertiary	2443	2329	2005	1652	1346	1120	633	577	598	405
Academy	.	.	.	.	1038	1488	12299	17120	27239	31468
Other	665	698	662	795	486	448	372	558	526	498



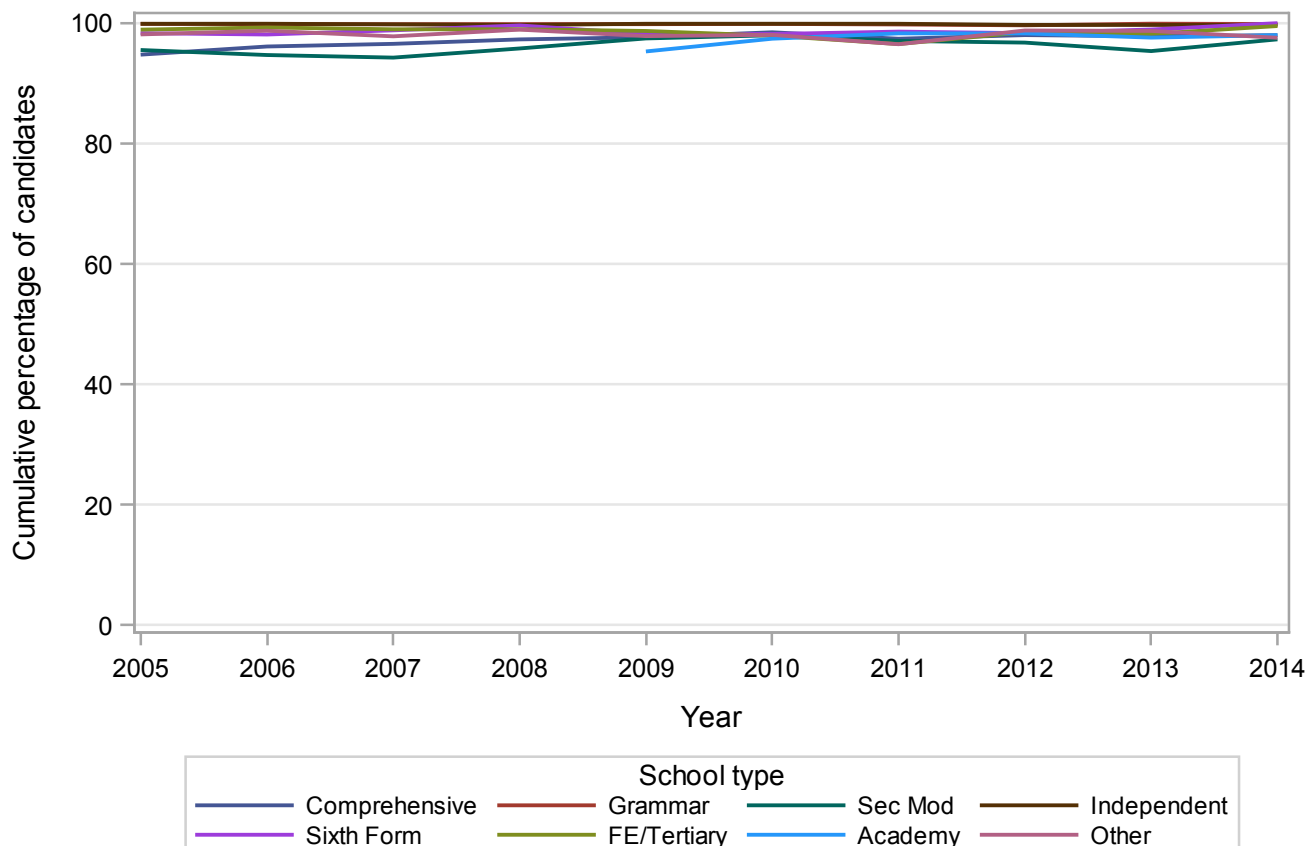
## GCSE SPANISH Grade F by school type 2005-2014 Cumulative Percentages

School type	2005	2006	2007	2008	2009	2010	2011	2012	2013	2014
Comprehensive	94.8	96.1	96.6	97.3	97.7	98.5	97.4	98.0	97.8	98.0
Grammar	99.9	99.8	99.8	99.8	99.8	99.9	99.8	99.6	99.9	99.9
Sec Mod	95.5	94.7	94.3	95.8	97.5	98.0	97.0	96.8	95.4	97.3
Independent	99.9	99.9	99.8	99.7	99.9	99.9	99.9	99.7	99.7	99.7
Sixth Form	98.3	98.1	98.8	99.6	98.2	98.2	98.6	98.3	98.9	100.0
FE/Tertiary	98.9	99.3	99.0	99.0	98.7	97.9	96.5	98.5	98.2	99.5
Academy	.	.	.	.	95.3	97.4	98.3	98.3	97.6	98.0
Other	98.1	98.7	97.8	98.9	97.8	98.1	96.5	98.8	98.7	97.6

## Cumulative Numbers

School type	2005	2006	2007	2008	2009	2010	2011	2012	2013	2014
Comprehensive	37680	37414	38289	40788	40824	41090	32473	34358	41484	40280
Grammar	6131	6346	7371	7632	7772	7967	5967	5800	5852	6044
Sec Mod	1884	1682	1680	1960	1803	1802	1545	1438	1789	1774
Independent	10500	11005	11864	12152	11921	12467	10805	10801	11114	9624
Sixth Form	888	987	747	790	660	544	421	414	375	266
FE/Tertiary	2483	2353	2038	1665	1367	1134	638	590	607	416
Academy	.	.	.	.	1095	1545	12687	17641	28196	32631
Other	682	707	671	826	500	454	386	568	536	522

### Cumulative percentage at Grade F by school type





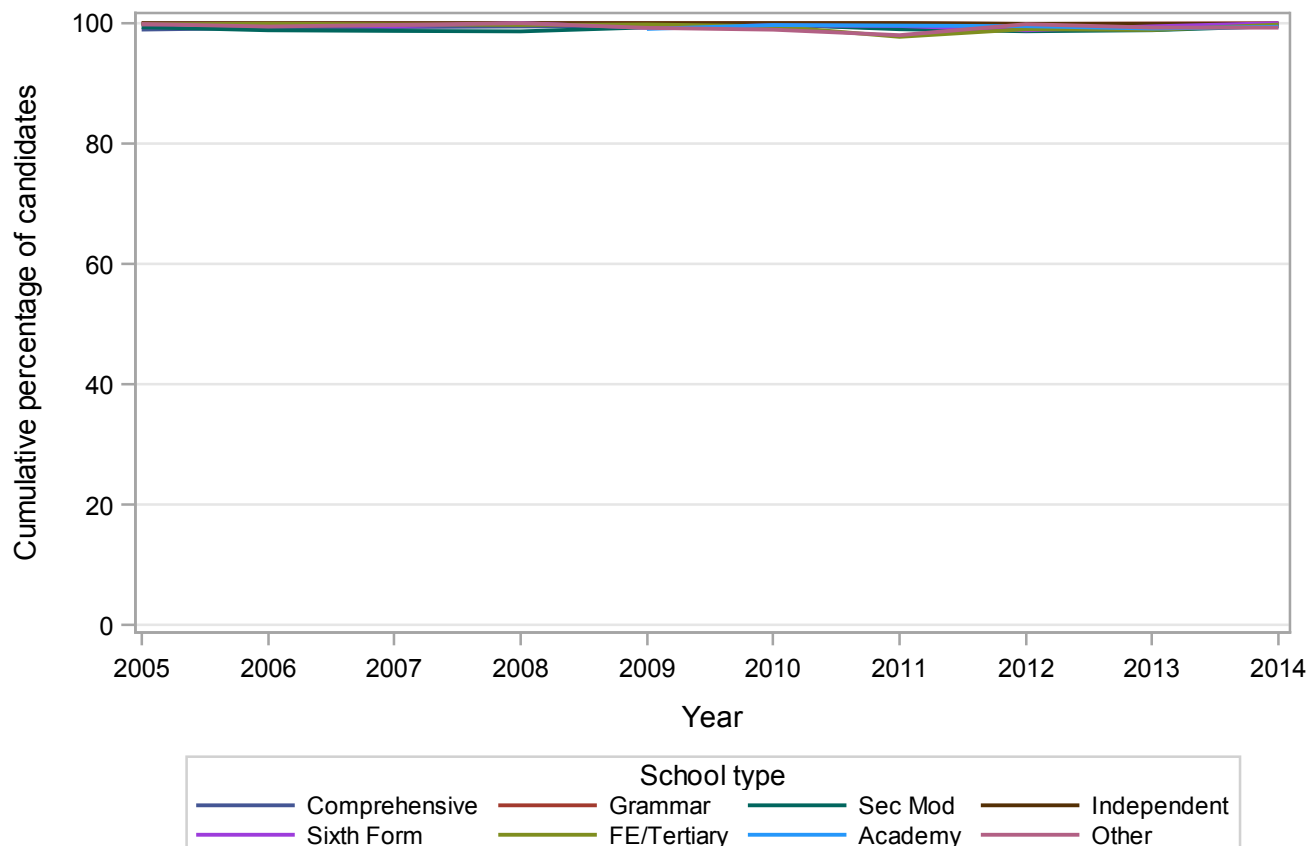
## GCSE SPANISH Grade G by school type 2005-2014 Cumulative Percentages

School type	2005	2006	2007	2008	2009	2010	2011	2012	2013	2014
Comprehensive	98.9	99.2	99.3	99.5	99.6	99.7	99.2	99.5	99.3	99.5
Grammar	100.0	100.0	100.0	100.0	100.0	100.0	100.0	99.9	99.9	100.0
Sec Mod	99.3	98.8	98.7	98.6	99.3	99.8	99.0	98.7	98.8	99.5
Independent	100.0	100.0	100.0	100.0	100.0	100.0	100.0	99.9	99.9	99.9
Sixth Form	99.8	99.8	99.5	100.0	99.3	99.6	99.5	98.8	99.5	100.0
FE/Tertiary	99.8	99.9	99.8	99.7	99.8	99.5	97.7	99.0	98.9	99.8
Academy	.	.	.	.	99.0	99.7	99.6	99.5	99.1	99.4
Other	99.9	99.4	99.7	100.0	99.2	98.9	98.0	99.8	99.3	99.3

## Cumulative Numbers

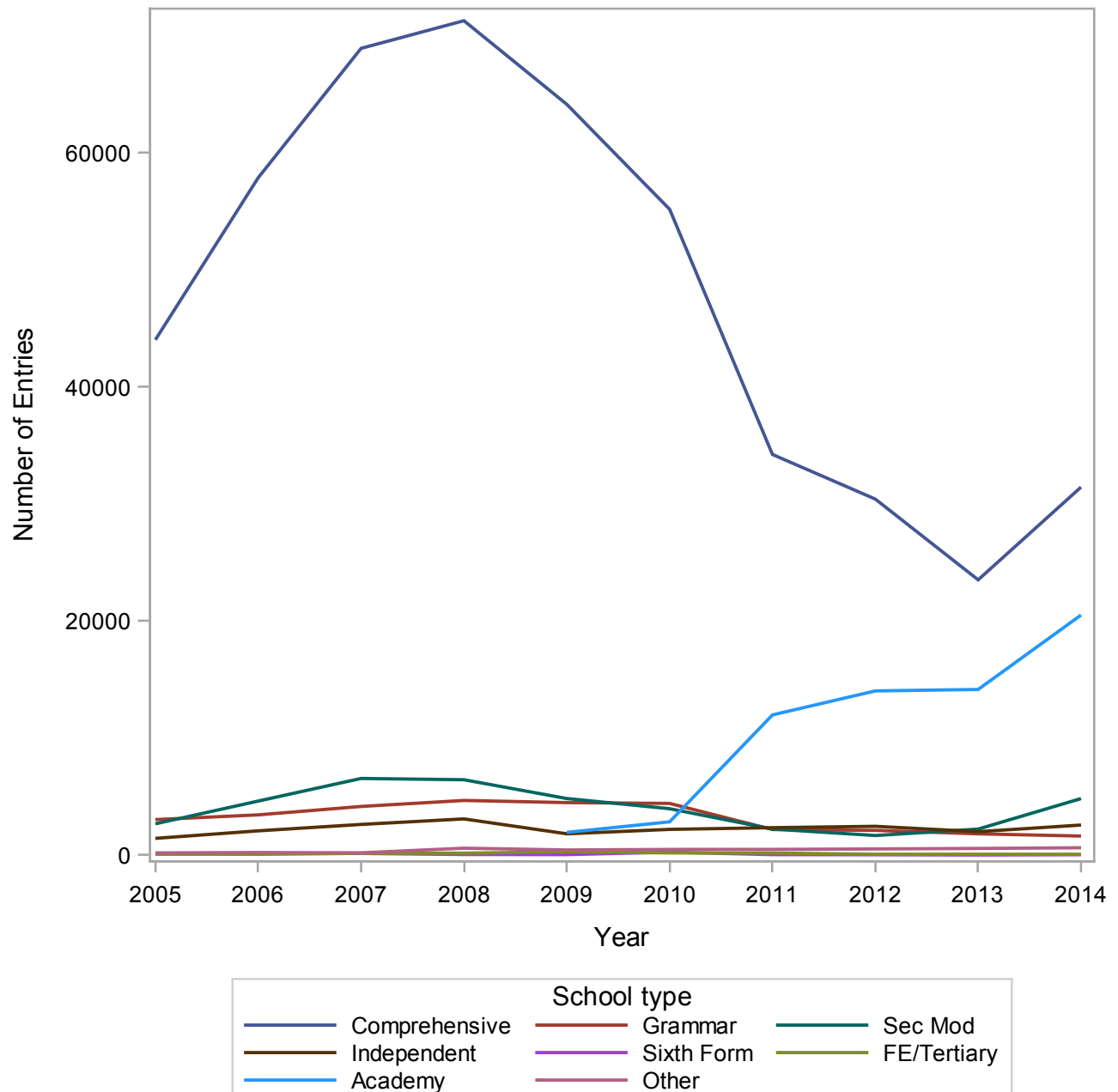
School type	2005	2006	2007	2008	2009	2010	2011	2012	2013	2014
Comprehensive	39335	38617	39394	41689	41618	41605	33056	34888	42114	40901
Grammar	6136	6355	7382	7644	7785	7977	5980	5813	5853	6053
Sec Mod	1959	1755	1759	2018	1837	1835	1576	1466	1854	1814
Independent	10511	11016	11888	12189	11933	12479	10816	10822	11136	9643
Sixth Form	901	1004	752	793	667	552	425	416	377	266
FE/Tertiary	2505	2368	2055	1677	1382	1152	646	593	611	417
Academy	.	.	.	.	1138	1581	12854	17856	28631	33096
Other	694	712	684	835	507	458	392	574	539	531

### Cumulative percentage at Grade G by school type



## Numbers of GCSE entries in STATISTICS by school type 2005-2014

School type	2005	2006	2007	2008	2009	2010	2011	2012	2013	2014
Comprehensive	44016	57863	68911	71270	64128	55162	34217	30406	23508	31429
Grammar	3028	3433	4149	4662	4479	4408	2179	2106	1811	1621
Sec Mod	2668	4612	6541	6432	4827	3957	2222	1667	2215	4823
Independent	1424	2067	2614	3087	1813	2192	2338	2454	1995	2561
Sixth Form	80	124	136	45	36	244	36	23	2	29
FE/Tertiary	81	62	151	161	286	180	175	65	70	63
Academy	.	.	.	.	1934	2838	11971	14020	14146	20500
Other	181	215	189	584	434	478	482	521	564	620



## GCSE STATISTICS Grade A\* by school type 2005-2014

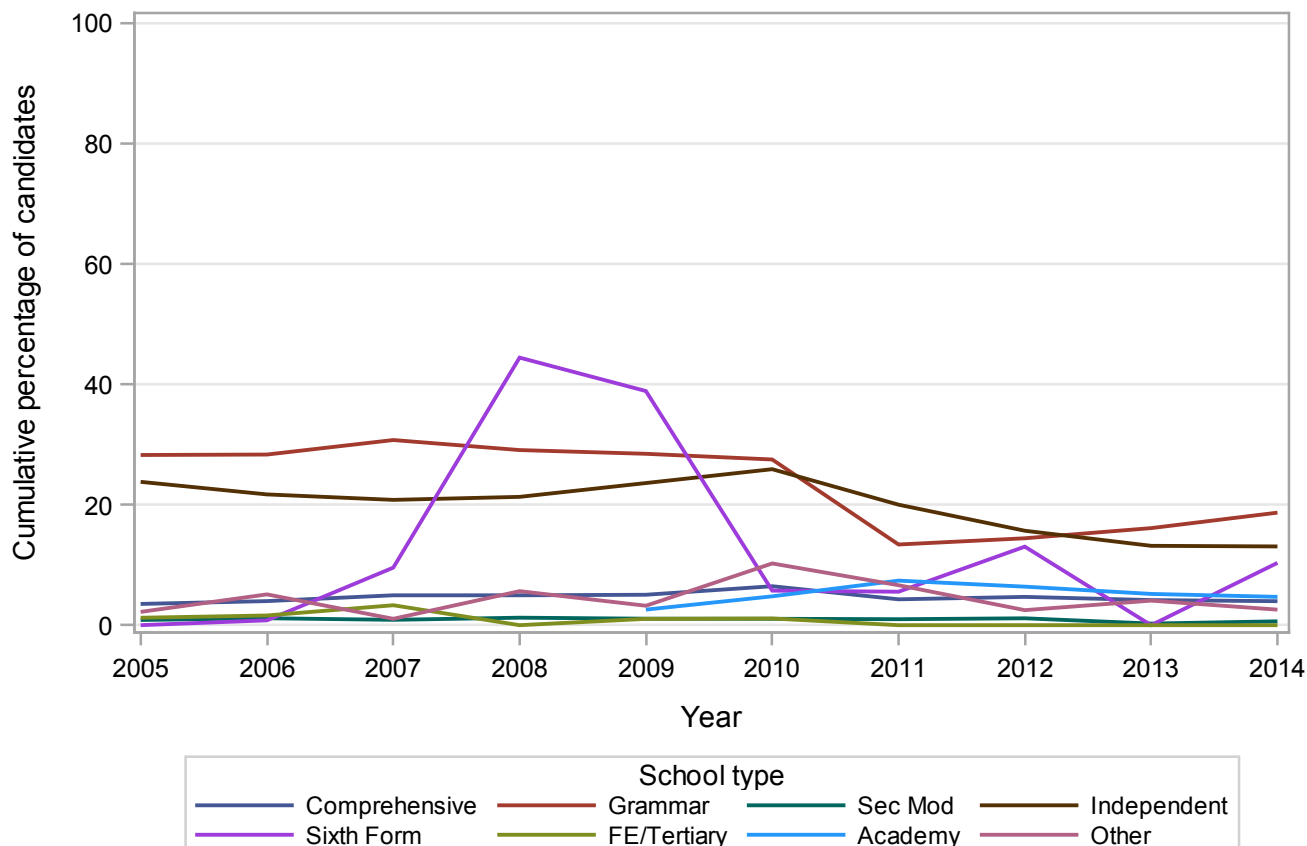
### Cumulative Percentages

School type	2005	2006	2007	2008	2009	2010	2011	2012	2013	2014
Comprehensive	3.5	4.0	5.0	5.0	5.1	6.5	4.3	4.7	4.2	4.0
Grammar	28.3	28.3	30.8	29.1	28.5	27.5	13.4	14.4	16.1	18.7
Sec Mod	0.9	1.1	0.9	1.2	1.1	1.1	1.0	1.1	0.3	0.6
Independent	23.8	21.7	20.8	21.3	23.6	25.9	20.0	15.7	13.2	13.1
Sixth Form	0.0	0.8	9.6	44.4	38.9	5.7	5.6	13.0	0.0	10.3
FE/Tertiary	1.2	1.6	3.3	0.0	1.0	1.1	0.0	0.0	0.0	0.0
Academy	.	.	.	.	2.6	4.8	7.4	6.4	5.2	4.7
Other	2.2	5.1	1.1	5.7	3.2	10.3	6.6	2.5	4.1	2.6

### Cumulative Numbers

School type	2005	2006	2007	2008	2009	2010	2011	2012	2013	2014
Comprehensive	1554	2314	3420	3537	3241	3569	1469	1428	979	1252
Grammar	856	973	1276	1356	1275	1213	292	304	292	303
Sec Mod	23	53	58	80	52	42	22	19	6	31
Independent	339	449	544	658	428	568	468	385	263	335
Sixth Form	0	1	13	20	14	14	2	3	0	3
FE/Tertiary	1	1	5	0	3	2	0	0	0	0
Academy	.	.	.	.	50	136	886	897	734	964
Other	4	11	2	33	14	49	32	13	23	16

### Cumulative percentage at Grade A\* by school type



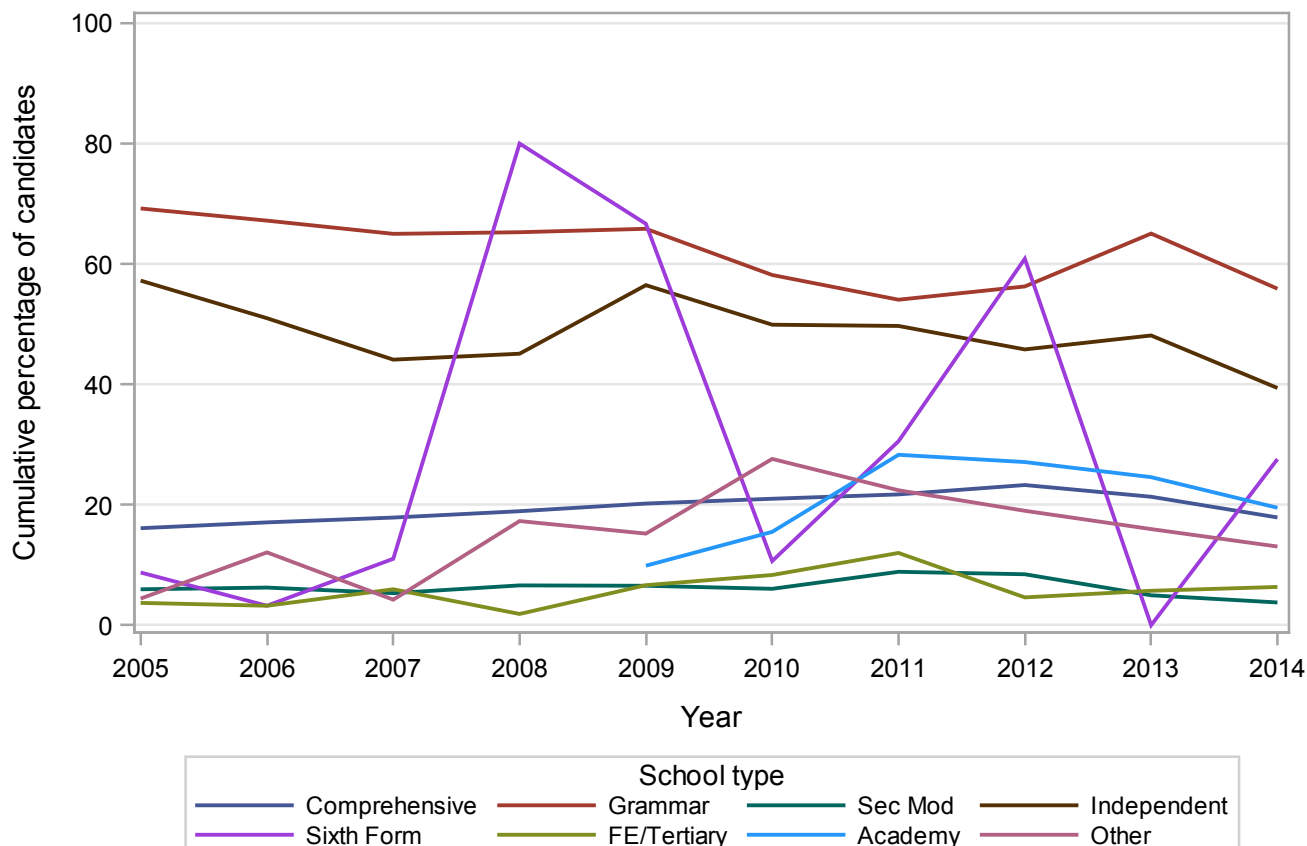
## GCSE STATISTICS Grade A by school type 2005-2014 Cumulative Percentages

School type	2005	2006	2007	2008	2009	2010	2011	2012	2013	2014
Comprehensive	16.1	17.1	17.9	18.9	20.2	21.0	21.7	23.3	21.3	17.9
Grammar	69.2	67.2	65.0	65.3	65.8	58.2	54.1	56.3	65.0	55.9
Sec Mod	6.0	6.2	5.3	6.6	6.5	6.0	8.9	8.5	5.0	3.8
Independent	57.2	51.0	44.1	45.1	56.5	49.9	49.7	45.8	48.1	39.4
Sixth Form	8.8	3.2	11.0	80.0	66.7	10.7	30.6	60.9	0.0	27.6
FE/Tertiary	3.7	3.2	6.0	1.9	6.6	8.3	12.0	4.6	5.7	6.3
Academy	.	.	.	.	9.9	15.5	28.3	27.1	24.6	19.5
Other	4.4	12.1	4.2	17.3	15.2	27.6	22.4	19.0	16.0	13.1

### Cumulative Numbers

School type	2005	2006	2007	2008	2009	2010	2011	2012	2013	2014
Comprehensive	7091	9881	12320	13493	12955	11583	7433	7078	5014	5624
Grammar	2096	2307	2697	3043	2949	2564	1178	1185	1178	906
Sec Mod	159	288	348	425	316	239	197	141	110	182
Independent	815	1054	1153	1392	1024	1094	1162	1124	960	1009
Sixth Form	7	4	15	36	24	26	11	14	0	8
FE/Tertiary	3	2	9	3	19	15	21	3	4	4
Academy	.	.	.	.	191	440	3388	3799	3478	3998
Other	8	26	8	101	66	132	108	99	90	81

### Cumulative percentage at Grade A by school type



## GCSE STATISTICS Grade B by school type 2005-2014

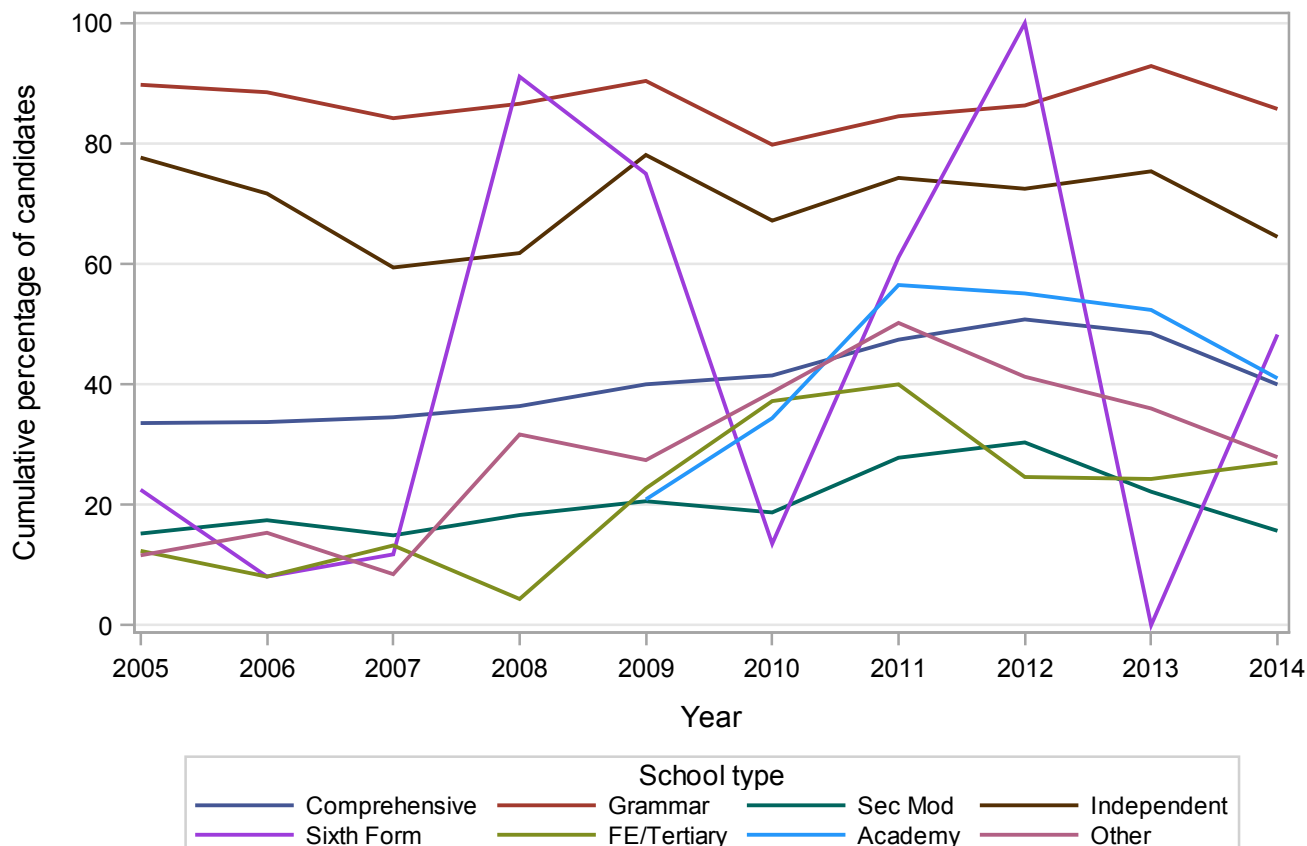
### Cumulative Percentages

School type	2005	2006	2007	2008	2009	2010	2011	2012	2013	2014
Comprehensive	33.6	33.7	34.5	36.4	40.0	41.5	47.4	50.8	48.5	40.0
Grammar	89.8	88.5	84.2	86.6	90.4	79.8	84.5	86.3	92.9	85.7
Sec Mod	15.2	17.4	14.9	18.3	20.6	18.7	27.8	30.4	22.2	15.7
Independent	77.7	71.7	59.4	61.8	78.1	67.2	74.3	72.5	75.4	64.5
Sixth Form	22.5	8.1	11.8	91.1	75.0	13.5	61.1	100.0	0.0	48.3
FE/Tertiary	12.3	8.1	13.2	4.3	22.7	37.2	40.0	24.6	24.3	27.0
Academy	.	.	.	.	20.9	34.4	56.5	55.1	52.4	41.0
Other	11.6	15.3	8.5	31.7	27.4	38.7	50.2	41.3	36.0	27.9

### Cumulative Numbers

School type	2005	2006	2007	2008	2009	2010	2011	2012	2013	2014
Comprehensive	14777	19521	23803	25933	25655	22881	16227	15442	11402	12566
Grammar	2718	3039	3494	4038	4049	3518	1842	1818	1682	1390
Sec Mod	406	804	976	1177	994	741	618	506	491	756
Independent	1106	1482	1553	1908	1416	1473	1737	1779	1504	1652
Sixth Form	18	10	16	41	27	33	22	23	0	14
FE/Tertiary	10	5	20	7	65	67	70	16	17	17
Academy	.	.	.	.	404	976	6764	7725	7407	8406
Other	21	33	16	185	119	185	242	215	203	173

### Cumulative percentage at Grade B by school type



## GCSE STATISTICS Grade C by school type 2005-2014

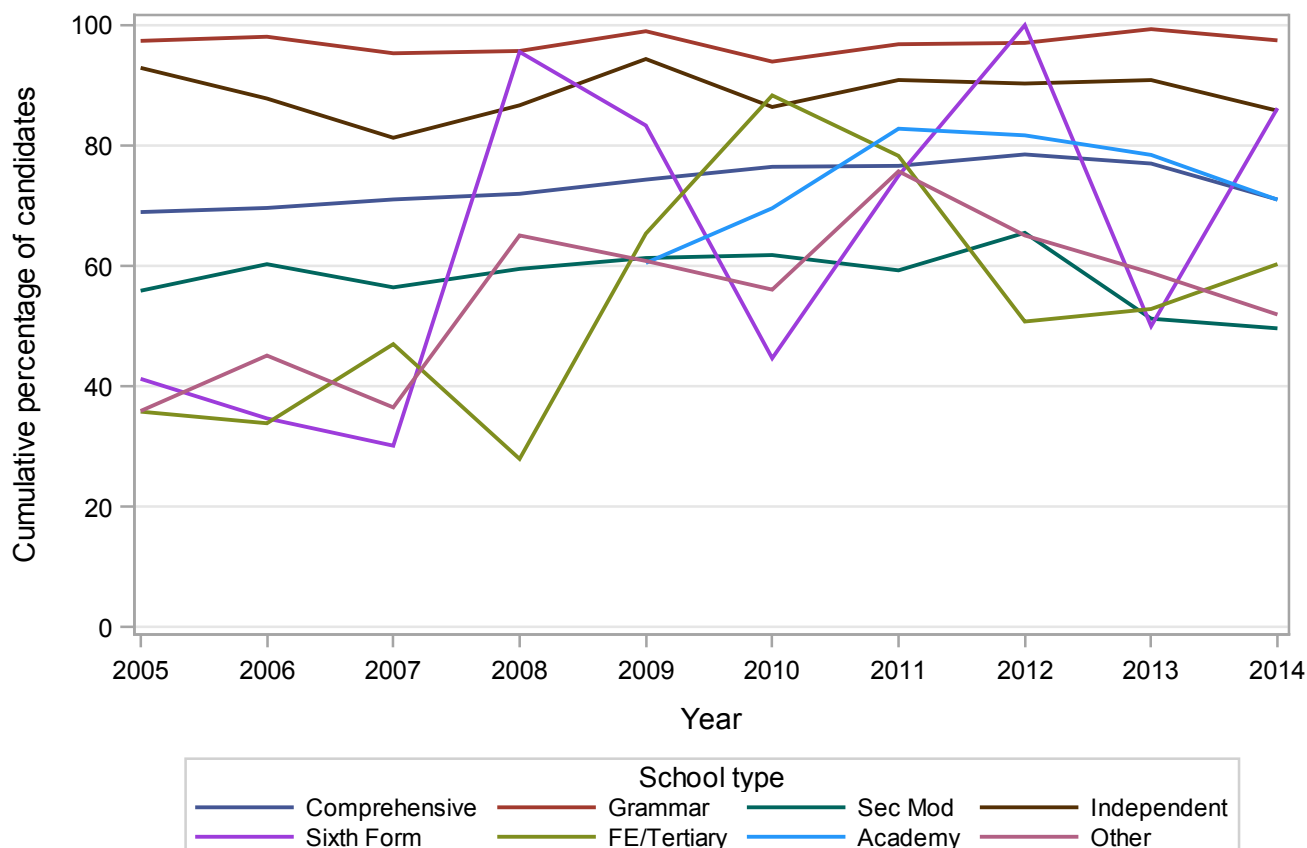
### Cumulative Percentages

School type	2005	2006	2007	2008	2009	2010	2011	2012	2013	2014
Comprehensive	69.0	69.6	71.0	72.0	74.3	76.5	76.6	78.5	77.0	71.0
Grammar	97.4	98.1	95.3	95.7	99.0	93.9	96.8	97.1	99.3	97.5
Sec Mod	55.9	60.3	56.4	59.5	61.3	61.8	59.3	65.5	51.2	49.6
Independent	92.9	87.8	81.3	86.7	94.4	86.4	90.9	90.3	90.9	85.8
Sixth Form	41.3	34.7	30.1	95.6	83.3	44.7	75.0	100.0	50.0	86.2
FE/Tertiary	35.8	33.9	47.0	28.0	65.4	88.3	78.3	50.8	52.9	60.3
Academy	.	.	.	.	60.5	69.6	82.8	81.7	78.4	71.0
Other	35.9	45.1	36.5	65.1	60.8	56.1	75.7	65.1	58.9	51.9

### Cumulative Numbers

School type	2005	2006	2007	2008	2009	2010	2011	2012	2013	2014
Comprehensive	30350	40294	48961	51306	47674	42183	26220	23876	18104	22326
Grammar	2949	3367	3955	4462	4434	4141	2110	2044	1799	1580
Sec Mod	1491	2781	3692	3828	2960	2446	1317	1092	1135	2394
Independent	1323	1815	2125	2676	1711	1894	2125	2216	1813	2197
Sixth Form	33	43	41	43	30	109	27	23	1	25
FE/Tertiary	29	21	71	45	187	159	137	33	37	38
Academy	.	.	.	.	1170	1975	9912	11454	11097	14555
Other	65	97	69	380	264	268	365	339	332	322

### Cumulative percentage at Grade C by school type

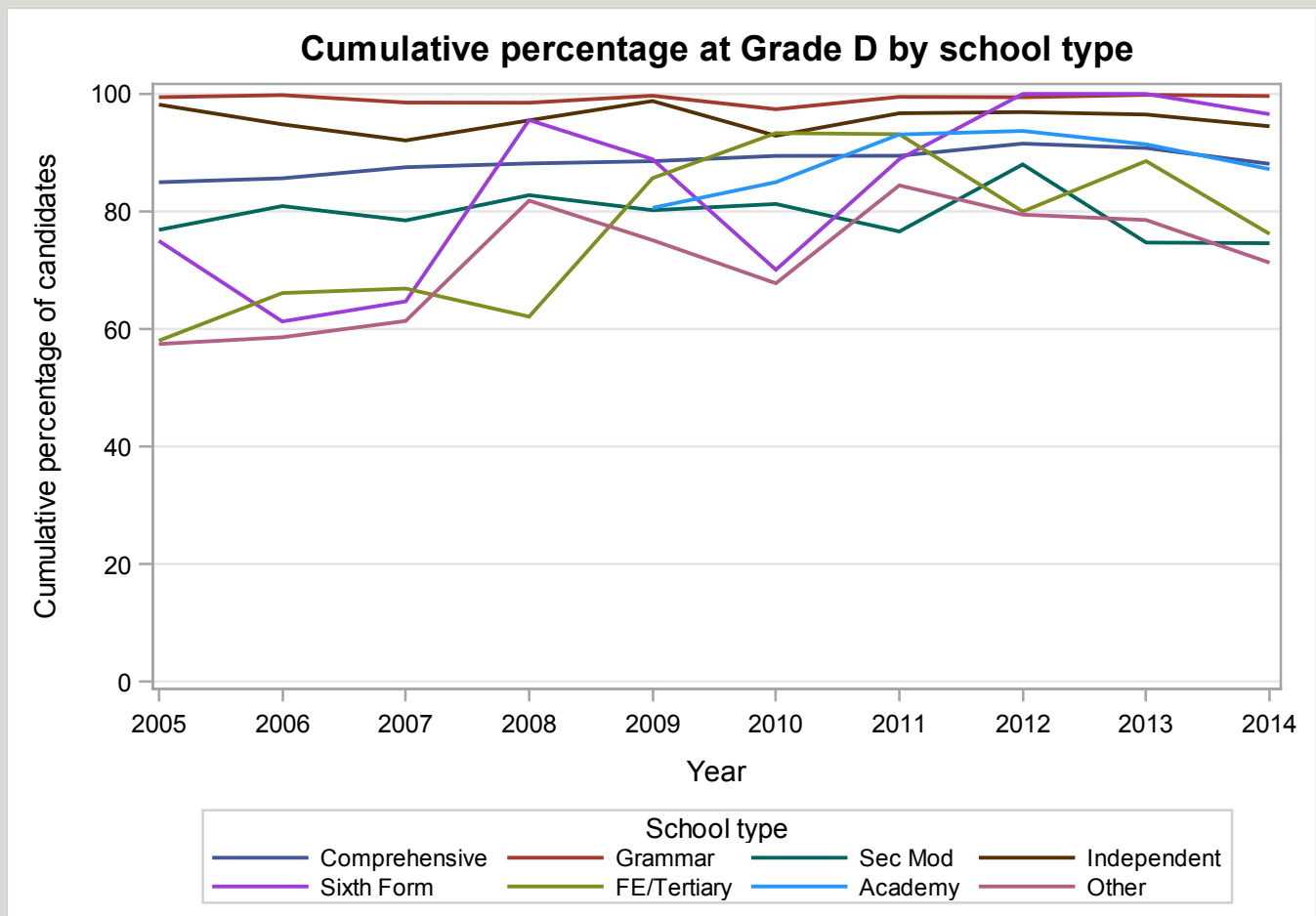


## GCSE STATISTICS Grade D by school type 2005-2014 Cumulative Percentages

School type	2005	2006	2007	2008	2009	2010	2011	2012	2013	2014
Comprehensive	85.0	85.6	87.5	88.2	88.6	89.5	89.5	91.5	90.8	88.1
Grammar	99.4	99.8	98.5	98.5	99.7	97.4	99.5	99.4	99.8	99.6
Sec Mod	76.9	80.9	78.5	82.8	80.2	81.3	76.6	88.0	74.7	74.6
Independent	98.2	94.8	92.1	95.5	98.8	92.9	96.7	96.9	96.5	94.5
Sixth Form	75.0	61.3	64.7	95.6	88.9	70.1	88.9	100.0	100.0	96.6
FE/Tertiary	58.0	66.1	66.9	62.1	85.7	93.3	93.1	80.0	88.6	76.2
Academy	.	.	.	.	80.6	85.0	93.1	93.7	91.4	87.2
Other	57.5	58.6	61.4	81.8	75.1	67.8	84.4	79.5	78.5	71.3

### Cumulative Numbers

School type	2005	2006	2007	2008	2009	2010	2011	2012	2013	2014
Comprehensive	37402	49557	60318	62836	56789	49344	30616	27835	21343	27690
Grammar	3011	3426	4088	4592	4465	4293	2168	2094	1808	1615
Sec Mod	2051	3732	5133	5324	3872	3216	1702	1467	1655	3598
Independent	1398	1960	2407	2948	1791	2036	2261	2378	1925	2420
Sixth Form	60	76	88	43	32	171	32	23	2	28
FE/Tertiary	47	41	101	100	245	168	163	52	62	48
Academy	.	.	.	.	1559	2412	11145	13137	12932	17876
Other	104	126	116	478	326	324	407	414	443	442



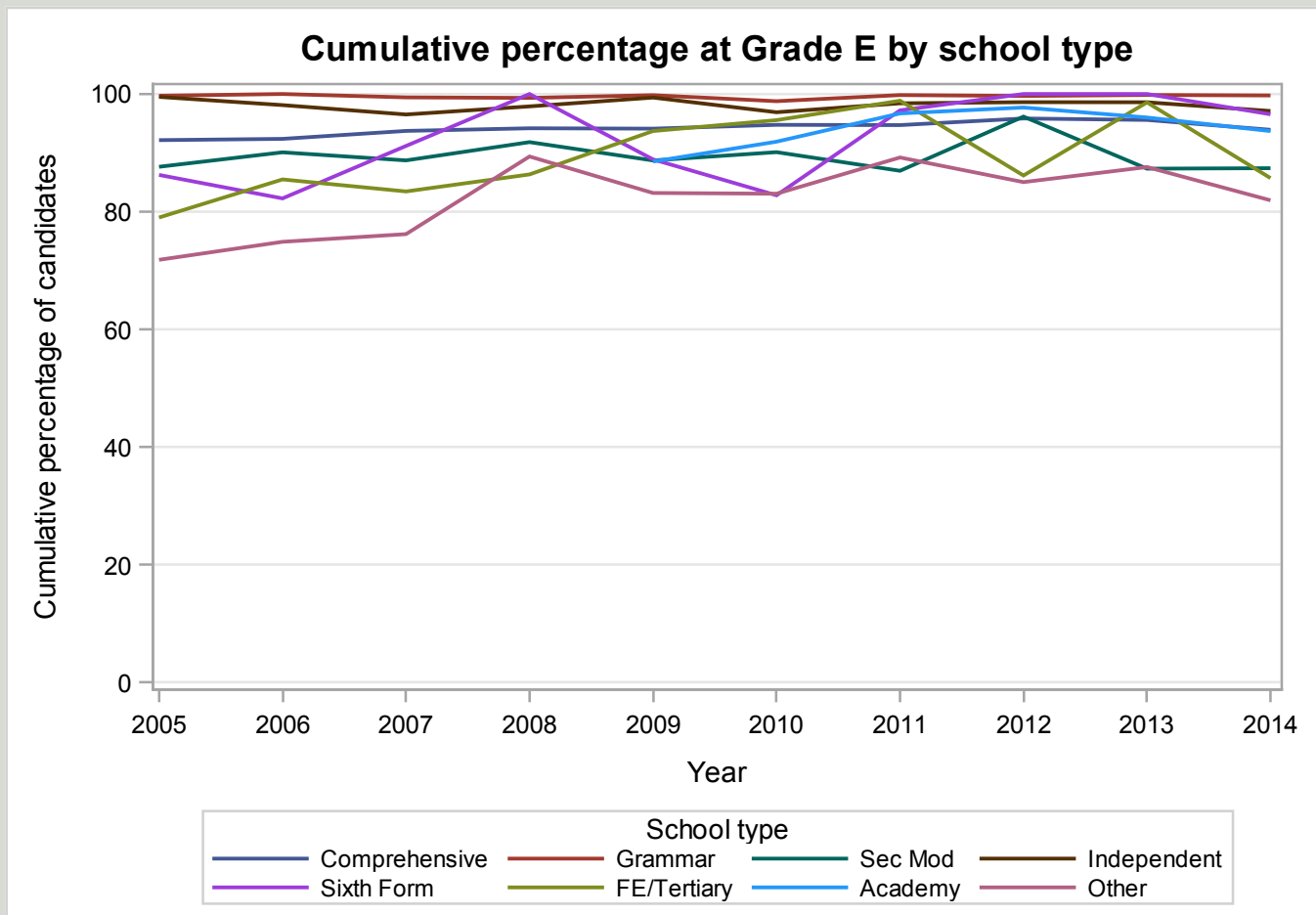
## GCSE STATISTICS Grade E by school type 2005-2014

### Cumulative Percentages

School type	2005	2006	2007	2008	2009	2010	2011	2012	2013	2014
Comprehensive	92.2	92.4	93.7	94.2	94.1	94.8	94.7	95.8	95.6	93.9
Grammar	99.7	100.0	99.4	99.3	99.8	98.8	99.8	99.7	99.8	99.8
Sec Mod	87.6	90.1	88.7	91.8	88.7	90.1	86.9	96.2	87.3	87.4
Independent	99.5	98.1	96.5	97.9	99.4	96.9	98.4	98.6	98.6	97.1
Sixth Form	86.3	82.3	91.2	100.0	88.9	82.8	97.2	100.0	100.0	96.6
FE/Tertiary	79.0	85.5	83.4	86.3	93.7	95.6	98.9	86.2	98.6	85.7
Academy	.	.	.	.	88.5	91.9	96.7	97.7	96.0	93.7
Other	71.8	74.9	76.2	89.4	83.2	83.1	89.2	85.0	87.6	81.9

### Cumulative Numbers

School type	2005	2006	2007	2008	2009	2010	2011	2012	2013	2014
Comprehensive	40564	53452	64587	67117	60352	52270	32408	29141	22472	29518
Grammar	3019	3433	4125	4631	4470	4354	2175	2099	1808	1617
Sec Mod	2338	4155	5803	5906	4282	3566	1932	1603	1934	4215
Independent	1417	2028	2523	3022	1802	2124	2301	2420	1967	2487
Sixth Form	69	102	124	45	32	202	35	23	2	28
FE/Tertiary	64	53	126	139	268	172	173	56	69	54
Academy	.	.	.	.	1712	2608	11576	13698	13581	19209
Other	130	161	144	522	361	397	430	443	494	508





## GCSE STATISTICS Grade F by school type 2005-2014

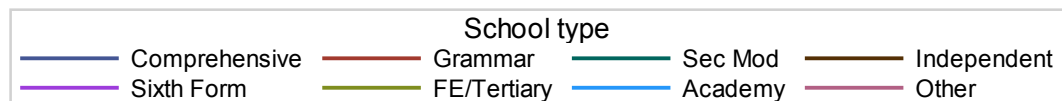
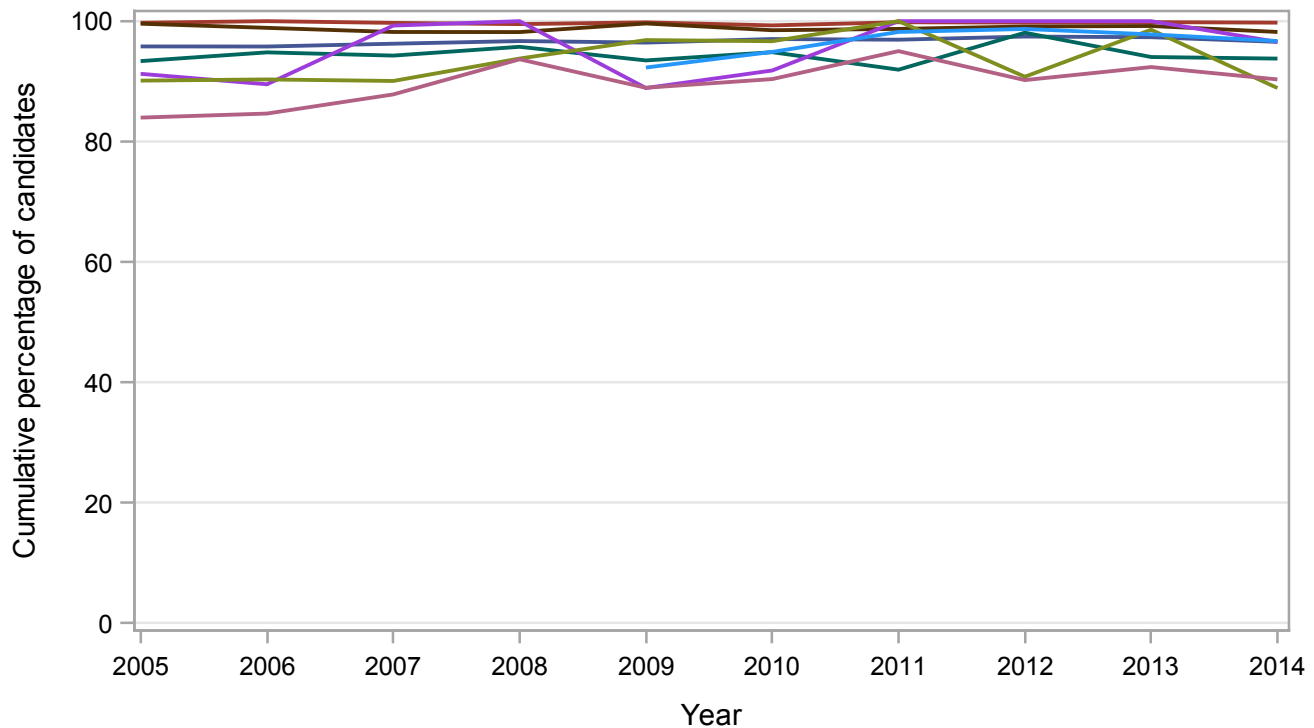
### Cumulative Percentages

School type	2005	2006	2007	2008	2009	2010	2011	2012	2013	2014
Comprehensive	95.8	95.8	96.3	96.7	96.4	97.0	96.9	97.4	97.3	96.6
Grammar	99.7	100.0	99.7	99.5	99.8	99.3	99.8	99.8	99.8	99.8
Sec Mod	93.4	94.8	94.3	95.7	93.5	94.8	91.9	98.1	94.0	93.8
Independent	99.6	98.9	98.2	98.2	99.6	98.5	98.7	99.1	99.2	98.2
Sixth Form	91.3	89.5	99.3	100.0	88.9	91.8	100.0	100.0	100.0	96.6
FE/Tertiary	90.1	90.3	90.1	93.8	96.9	96.7	100.0	90.8	98.6	88.9
Academy	.	.	.	.	92.3	94.9	98.2	98.7	97.8	96.7
Other	84.0	84.7	87.8	93.7	88.9	90.4	95.0	90.2	92.4	90.3

### Cumulative Numbers

School type	2005	2006	2007	2008	2009	2010	2011	2012	2013	2014
Comprehensive	42168	55424	66328	68915	61843	53523	33164	29629	22881	30348
Grammar	3020	3433	4137	4639	4470	4377	2175	2101	1808	1617
Sec Mod	2491	4373	6167	6158	4512	3753	2043	1635	2083	4523
Independent	1418	2044	2567	3031	1806	2159	2308	2432	1979	2515
Sixth Form	73	111	135	45	32	224	36	23	2	28
FE/Tertiary	73	56	136	151	277	174	175	59	69	56
Academy	.	.	.	.	1785	2693	11756	13838	13835	19824
Other	152	182	166	547	386	432	458	470	521	560

### Cumulative percentage at Grade F by school type



## GCSE STATISTICS Grade G by school type 2005-2014

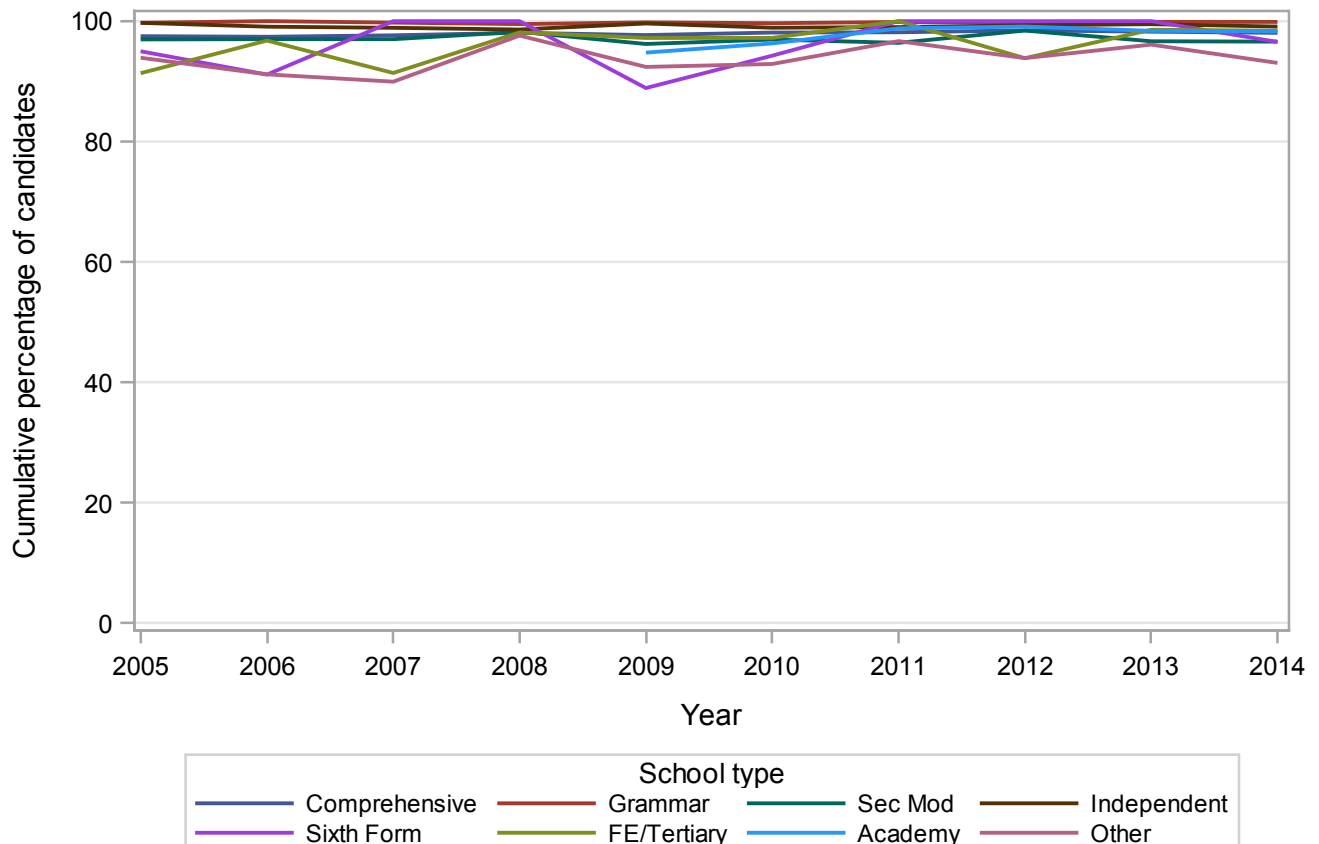
### Cumulative Percentages

School type	2005	2006	2007	2008	2009	2010	2011	2012	2013	2014
Comprehensive	97.5	97.4	97.6	98.1	97.7	98.1	98.2	98.5	98.3	98.1
Grammar	99.7	100.0	99.8	99.5	99.8	99.7	99.9	99.8	99.9	99.9
Sec Mod	97.0	97.0	97.0	98.2	96.2	96.9	96.4	98.4	96.7	96.6
Independent	99.7	99.1	98.9	98.6	99.6	98.9	99.0	99.3	99.5	99.1
Sixth Form	95.0	91.1	100.0	100.0	88.9	94.3	100.0	100.0	100.0	96.6
FE/Tertiary	91.4	96.8	91.4	98.1	97.2	97.2	100.0	93.8	98.6	98.4
Academy	.	.	.	.	94.8	96.3	98.8	99.1	98.4	98.3
Other	93.9	91.2	89.9	97.6	92.4	92.9	96.7	93.9	96.1	93.1

### Cumulative Numbers

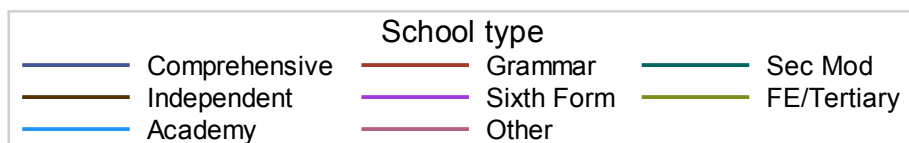
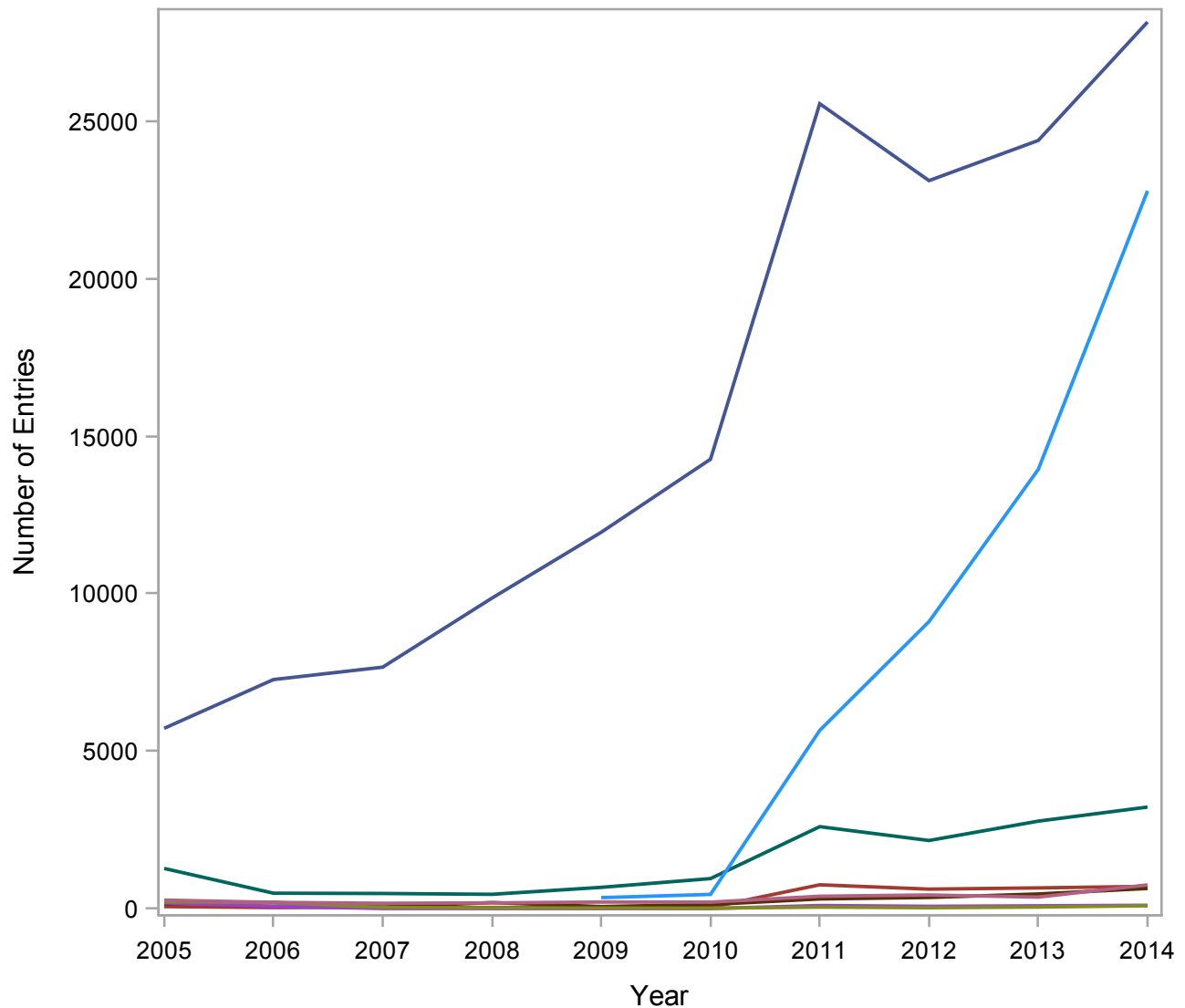
School type	2005	2006	2007	2008	2009	2010	2011	2012	2013	2014
Comprehensive	42919	56363	67291	69891	62646	54116	33585	29939	23098	30819
Grammar	3020	3433	4139	4639	4470	4393	2176	2101	1809	1619
Sec Mod	2587	4474	6345	6318	4644	3836	2142	1641	2141	4659
Independent	1420	2048	2585	3044	1806	2168	2315	2437	1985	2538
Sixth Form	76	113	136	45	32	230	36	23	2	28
FE/Tertiary	74	60	138	158	278	175	175	61	69	62
Academy	.	.	.	.	1833	2733	11827	13894	13920	20152
Other	170	196	170	570	401	444	466	489	542	577

### Cumulative percentage at Grade G by school type



## Numbers of GCSE entries in VOCATIONAL STUDIES by school type 2005-2014

School type	2005	2006	2007	2008	2009	2010	2011	2012	2013	2014
Comprehensive	5722	7269	7664	9856	11946	14266	25552	23111	24386	28146
Grammar	62	32	39	33	36	36	754	616	655	703
Sec Mod	1273	487	478	452	673	951	2600	2160	2775	3222
Independent	154	192	48	189	62	128	305	352	462	637
Sixth Form	179	75	0	0	0	0	95	70	86	103
FE/Tertiary	216	190	37	19	17	10	45	26	47	89
Academy	.	.	.	.	346	449	5656	9110	13942	22785
Other	268	196	167	179	206	203	390	431	364	751



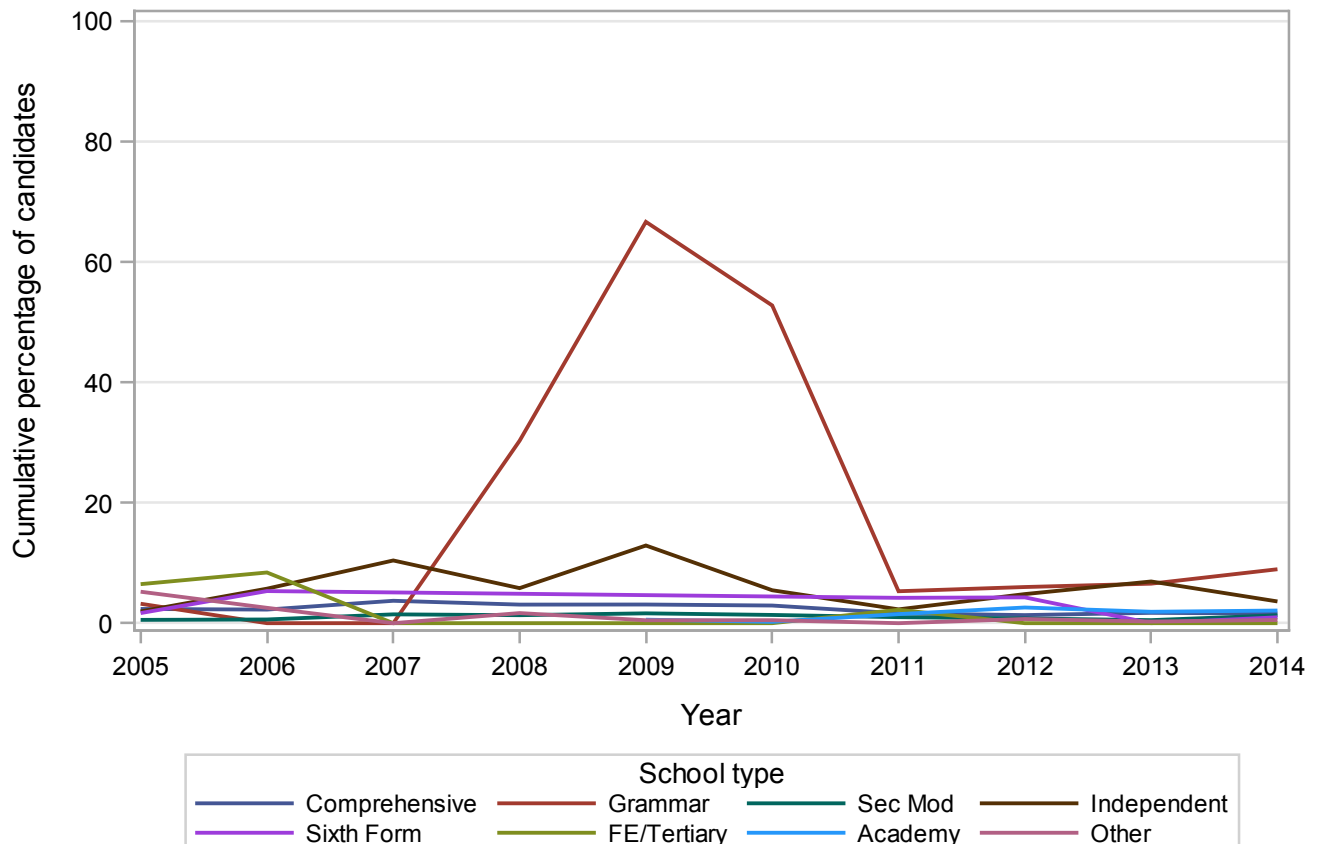
## GCSE VOCATIONAL STUDIES Grade A\* by school type 2005-2014 Cumulative Percentages

School type	2005	2006	2007	2008	2009	2010	2011	2012	2013	2014
Comprehensive	2.4	2.3	3.7	3.1	3.1	2.9	1.6	1.3	1.7	1.6
Grammar	3.2	0.0	0.0	30.3	66.7	52.8	5.3	6.0	6.6	9.0
Sec Mod	0.5	0.6	1.5	1.3	1.6	1.4	1.0	0.8	0.5	1.3
Independent	1.9	5.7	10.4	5.8	12.9	5.5	2.3	4.8	6.9	3.6
Sixth Form	1.7	5.3	.	.	.	.	4.2	4.3	0.0	1.0
FE/Tertiary	6.5	8.4	0.0	0.0	0.0	0.0	2.2	0.0	0.0	0.0
Academy	.	.	.	.	0.6	0.2	1.5	2.6	1.9	2.1
Other	5.2	2.6	0.0	1.7	0.5	0.5	0.0	0.7	0.3	0.5

### Cumulative Numbers

School type	2005	2006	2007	2008	2009	2010	2011	2012	2013	2014
Comprehensive	135	164	285	304	370	418	417	310	419	450
Grammar	2	0	0	10	24	19	40	37	43	63
Sec Mod	7	3	7	6	11	13	26	17	14	42
Independent	3	11	5	11	8	7	7	17	32	23
Sixth Form	3	4	0	0	0	0	4	3	0	1
FE/Tertiary	14	16	0	0	0	0	1	0	0	0
Academy	.	.	.	.	2	1	85	237	264	478
Other	14	5	0	3	1	1	0	3	1	4

### Cumulative percentage at Grade A\* by school type



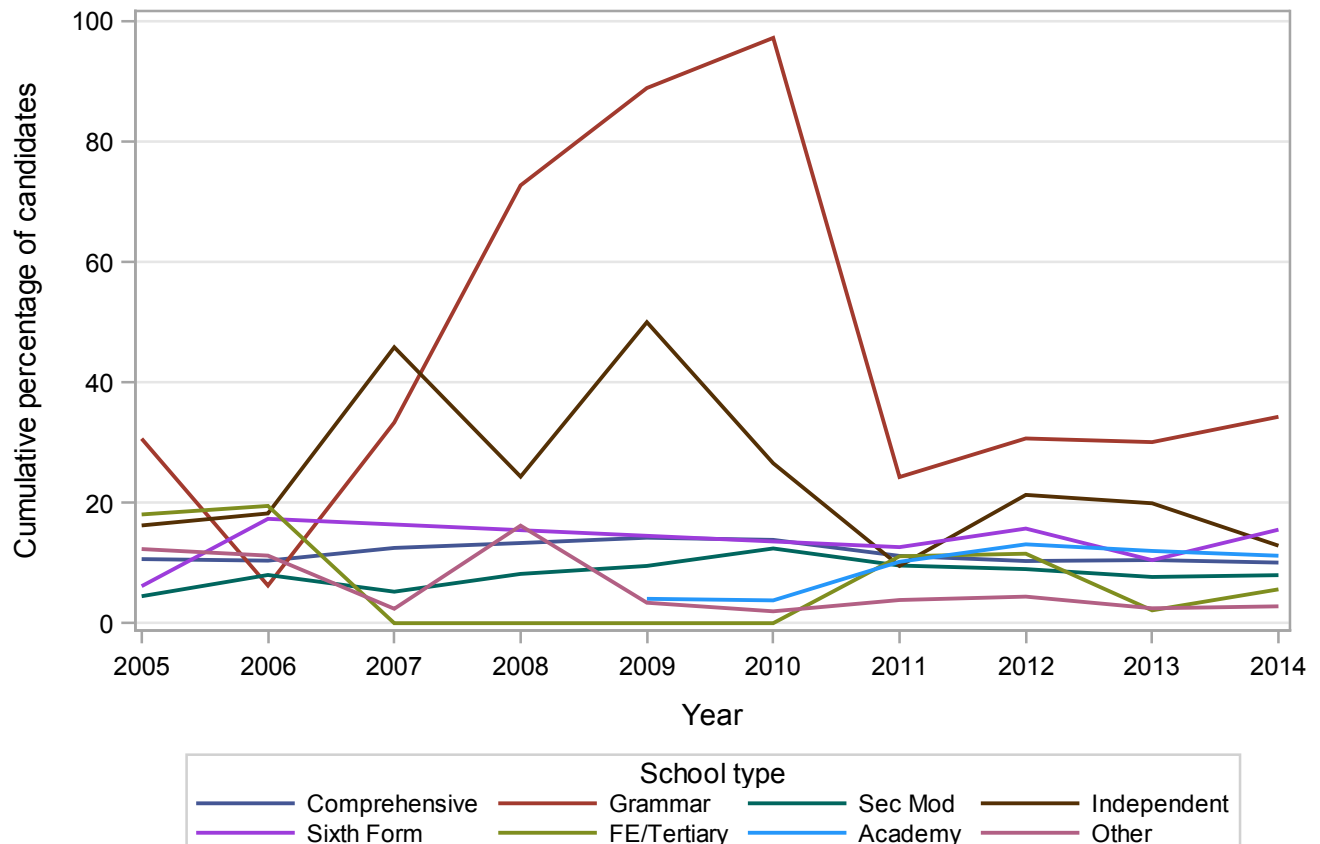
## GCSE VOCATIONAL STUDIES Grade A by school type 2005-2014 Cumulative Percentages

School type	2005	2006	2007	2008	2009	2010	2011	2012	2013	2014
Comprehensive	10.6	10.4	12.5	13.3	14.2	13.8	11.2	10.3	10.5	10.1
Grammar	30.6	6.3	33.3	72.7	88.9	97.2	24.3	30.7	30.1	34.3
Sec Mod	4.5	8.0	5.2	8.2	9.5	12.4	9.6	9.0	7.7	8.0
Independent	16.2	18.2	45.8	24.3	50.0	26.6	9.5	21.3	19.9	12.9
Sixth Form	6.1	17.3	.	.	.	.	12.6	15.7	10.5	15.5
FE/Tertiary	18.1	19.5	0.0	0.0	0.0	0.0	11.1	11.5	2.1	5.6
Academy	.	.	.	.	4.0	3.8	10.2	13.1	12.0	11.2
Other	12.3	11.2	2.4	16.2	3.4	2.0	3.8	4.4	2.5	2.8

### Cumulative Numbers

School type	2005	2006	2007	2008	2009	2010	2011	2012	2013	2014
Comprehensive	609	755	958	1312	1696	1974	2855	2386	2558	2832
Grammar	19	2	13	24	32	35	183	189	197	241
Sec Mod	57	39	25	37	64	118	249	194	213	257
Independent	25	35	22	46	31	34	29	75	92	82
Sixth Form	11	13	0	0	0	0	12	11	9	16
FE/Tertiary	39	37	0	0	0	0	5	3	1	5
Academy	.	.	.	.	14	17	577	1193	1673	2552
Other	33	22	4	29	7	4	15	19	9	21

### Cumulative percentage at Grade A by school type



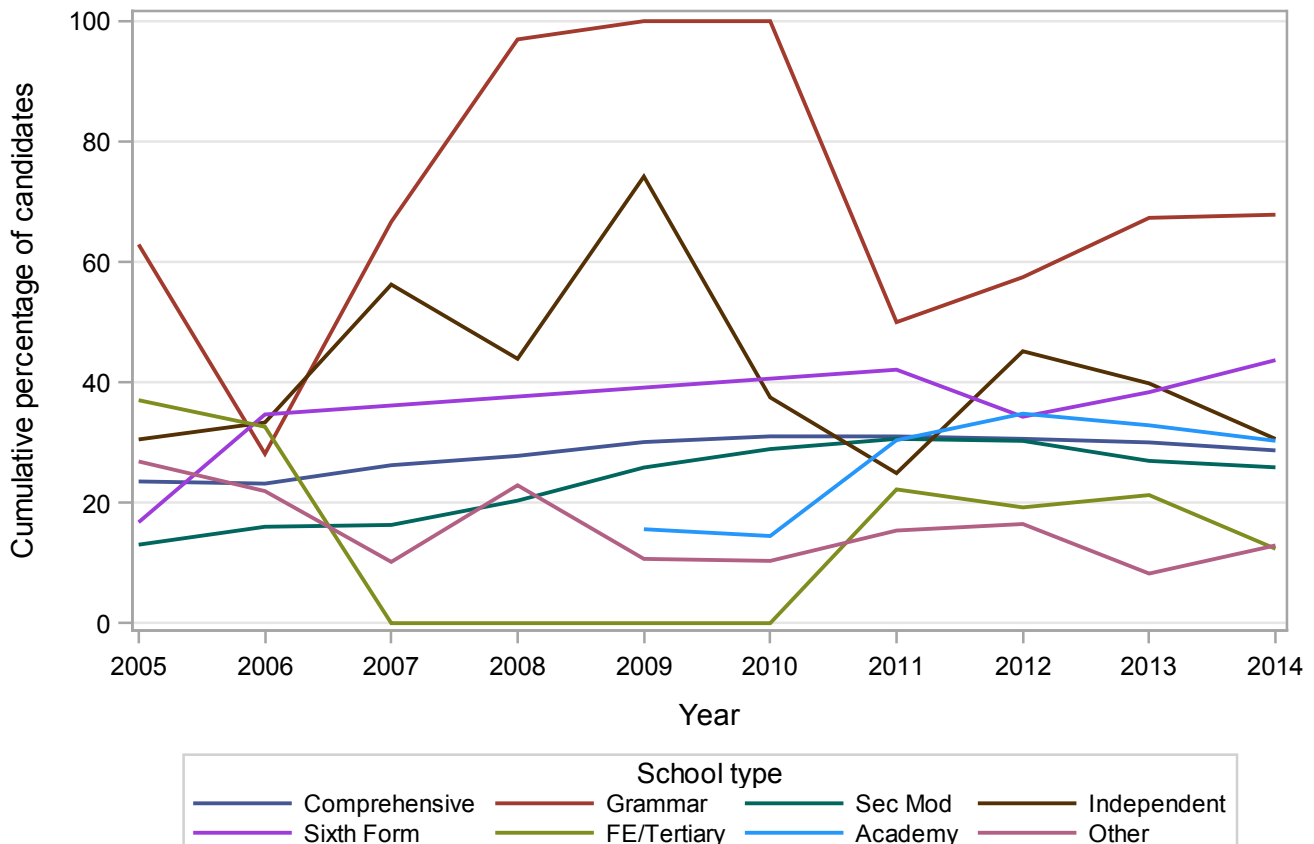
## GCSE VOCATIONAL STUDIES Grade B by school type 2005-2014 Cumulative Percentages

School type	2005	2006	2007	2008	2009	2010	2011	2012	2013	2014
Comprehensive	23.5	23.2	26.2	27.8	30.1	31.0	31.0	30.6	30.0	28.7
Grammar	62.9	28.1	66.7	97.0	100.0	100.0	50.0	57.5	67.3	67.9
Sec Mod	13.0	16.0	16.3	20.4	25.9	28.9	30.6	30.3	27.0	25.9
Independent	30.5	33.3	56.3	43.9	74.2	37.5	24.9	45.2	39.8	30.6
Sixth Form	16.8	34.7	.	.	.	.	42.1	34.3	38.4	43.7
FE/Tertiary	37.0	32.6	0.0	0.0	0.0	0.0	22.2	19.2	21.3	12.4
Academy	.	.	.	.	15.6	14.5	30.4	34.8	32.9	30.3
Other	26.9	21.9	10.2	22.9	10.7	10.3	15.4	16.5	8.2	12.9

### Cumulative Numbers

School type	2005	2006	2007	2008	2009	2010	2011	2012	2013	2014
Comprehensive	1347	1685	2011	2739	3594	4427	7927	7077	7322	8077
Grammar	39	9	26	32	36	36	377	354	441	477
Sec Mod	166	78	78	92	174	275	796	654	748	834
Independent	47	64	27	83	46	48	76	159	184	195
Sixth Form	30	26	0	0	0	0	40	24	33	45
FE/Tertiary	80	62	0	0	0	0	10	5	10	11
Academy	.	.	.	.	54	65	1719	3170	4582	6902
Other	72	43	17	41	22	21	60	71	30	97

### Cumulative percentage at Grade B by school type



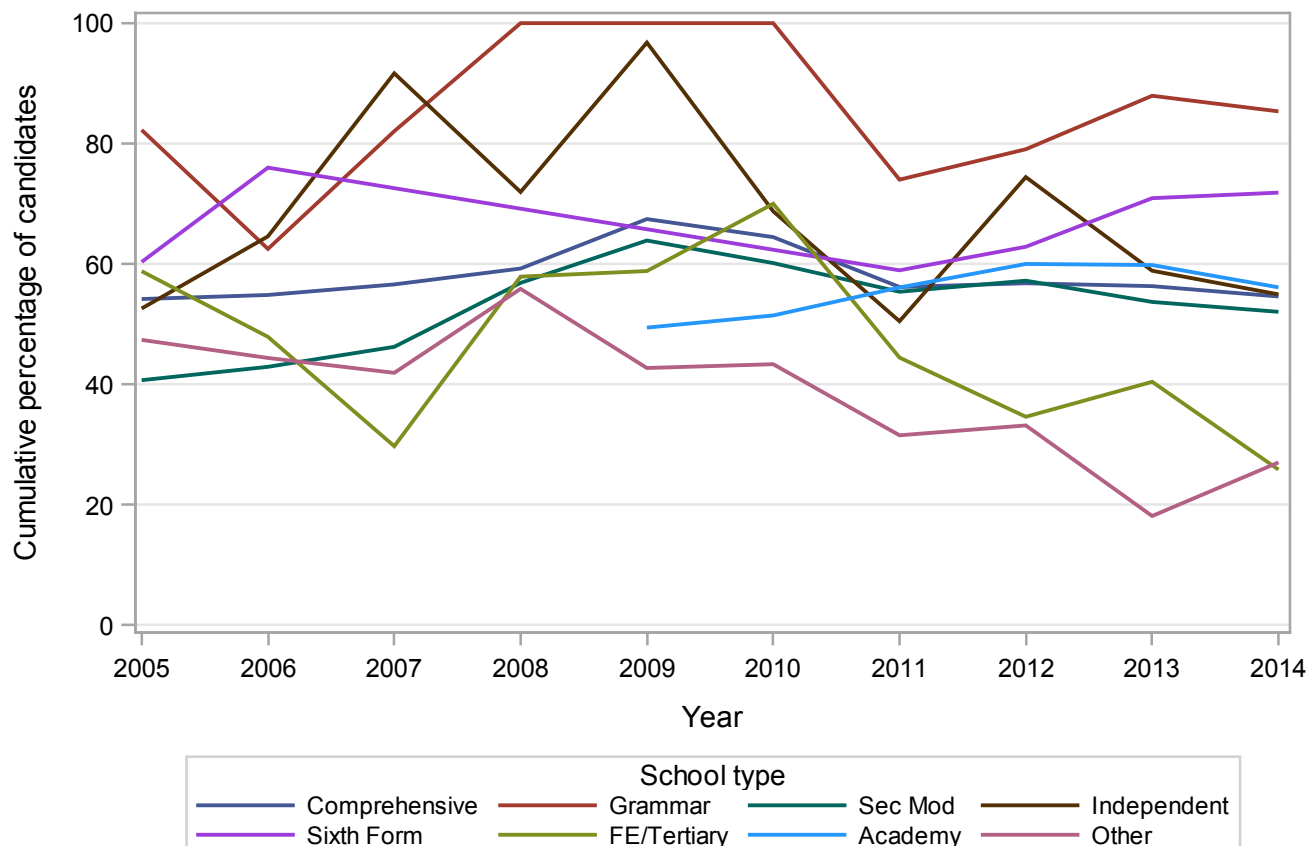
## GCSE VOCATIONAL STUDIES Grade C by school type 2005-2014 Cumulative Percentages

School type	2005	2006	2007	2008	2009	2010	2011	2012	2013	2014
Comprehensive	54.2	54.8	56.6	59.2	67.5	64.5	56.2	56.8	56.3	54.6
Grammar	82.3	62.5	82.1	100.0	100.0	100.0	74.0	79.1	87.9	85.3
Sec Mod	40.7	42.9	46.2	56.9	63.9	60.1	55.4	57.2	53.7	52.0
Independent	52.6	64.6	91.7	72.0	96.8	68.8	50.5	74.4	58.9	54.9
Sixth Form	60.3	76.0	.	.	.	.	58.9	62.9	70.9	71.8
FE/Tertiary	58.8	47.9	29.7	57.9	58.8	70.0	44.4	34.6	40.4	25.8
Academy	.	.	.	.	49.4	51.4	56.1	60.0	59.8	56.1
Other	47.4	44.4	41.9	55.9	42.7	43.3	31.5	33.2	18.1	27.0

### Cumulative Numbers

School type	2005	2006	2007	2008	2009	2010	2011	2012	2013	2014
Comprehensive	3100	3987	4338	5839	8058	9196	14354	13126	13733	15368
Grammar	51	20	32	33	36	36	558	487	576	600
Sec Mod	518	209	221	257	430	572	1440	1236	1490	1677
Independent	81	124	44	136	60	88	154	262	272	350
Sixth Form	108	57	0	0	0	0	56	44	61	74
FE/Tertiary	127	91	11	11	10	7	20	9	19	23
Academy	.	.	.	.	171	231	3173	5466	8340	12786
Other	127	87	70	100	88	88	123	143	66	203

### Cumulative percentage at Grade C by school type

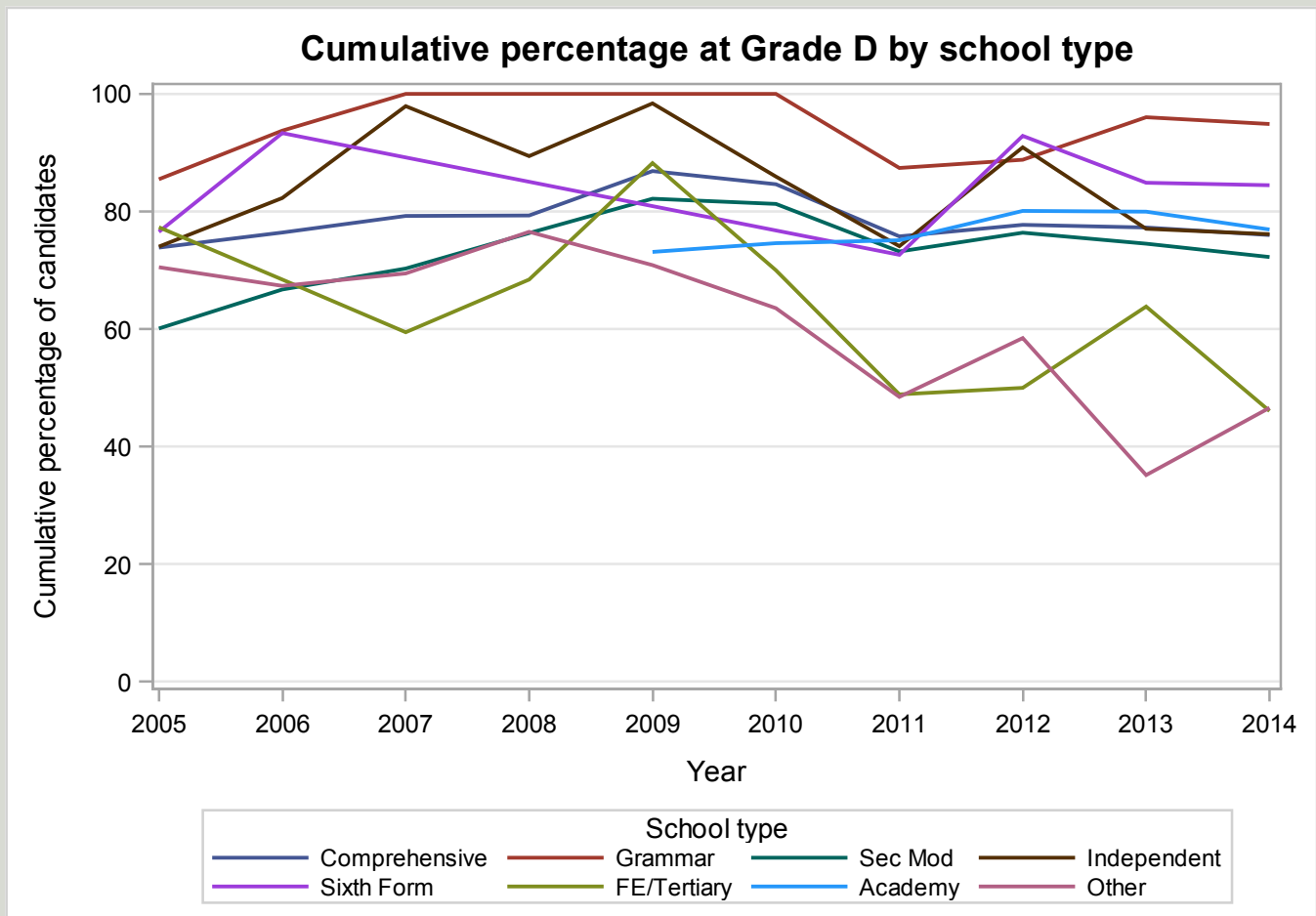


## GCSE VOCATIONAL STUDIES Grade D by school type 2005-2014 Cumulative Percentages

School type	2005	2006	2007	2008	2009	2010	2011	2012	2013	2014
Comprehensive	73.9	76.4	79.2	79.3	86.9	84.6	75.8	77.7	77.3	76.0
Grammar	85.5	93.8	100.0	100.0	100.0	100.0	87.4	88.8	96.0	94.9
Sec Mod	60.1	66.7	70.3	76.3	82.2	81.3	73.2	76.4	74.5	72.3
Independent	74.0	82.3	97.9	89.4	98.4	85.9	74.1	90.9	77.1	76.1
Sixth Form	76.5	93.3	.	.	.	.	72.6	92.9	84.9	84.5
FE/Tertiary	77.3	68.4	59.5	68.4	88.2	70.0	48.9	50.0	63.8	46.1
Academy	.	.	.	.	73.1	74.6	75.1	80.1	80.0	76.9
Other	70.5	67.3	69.5	76.5	70.9	63.5	48.5	58.5	35.2	46.6

### Cumulative Numbers

School type	2005	2006	2007	2008	2009	2010	2011	2012	2013	2014
Comprehensive	4226	5555	6073	7818	10378	12074	19360	17964	18843	21390
Grammar	53	30	39	33	36	36	659	547	629	667
Sec Mod	765	325	336	345	553	773	1903	1650	2068	2328
Independent	114	158	47	169	61	110	226	320	356	485
Sixth Form	137	70	0	0	0	0	69	65	73	87
FE/Tertiary	167	130	22	13	15	7	22	13	30	41
Academy	.	.	.	.	253	335	4248	7297	11149	17529
Other	189	132	116	137	146	129	189	252	128	350



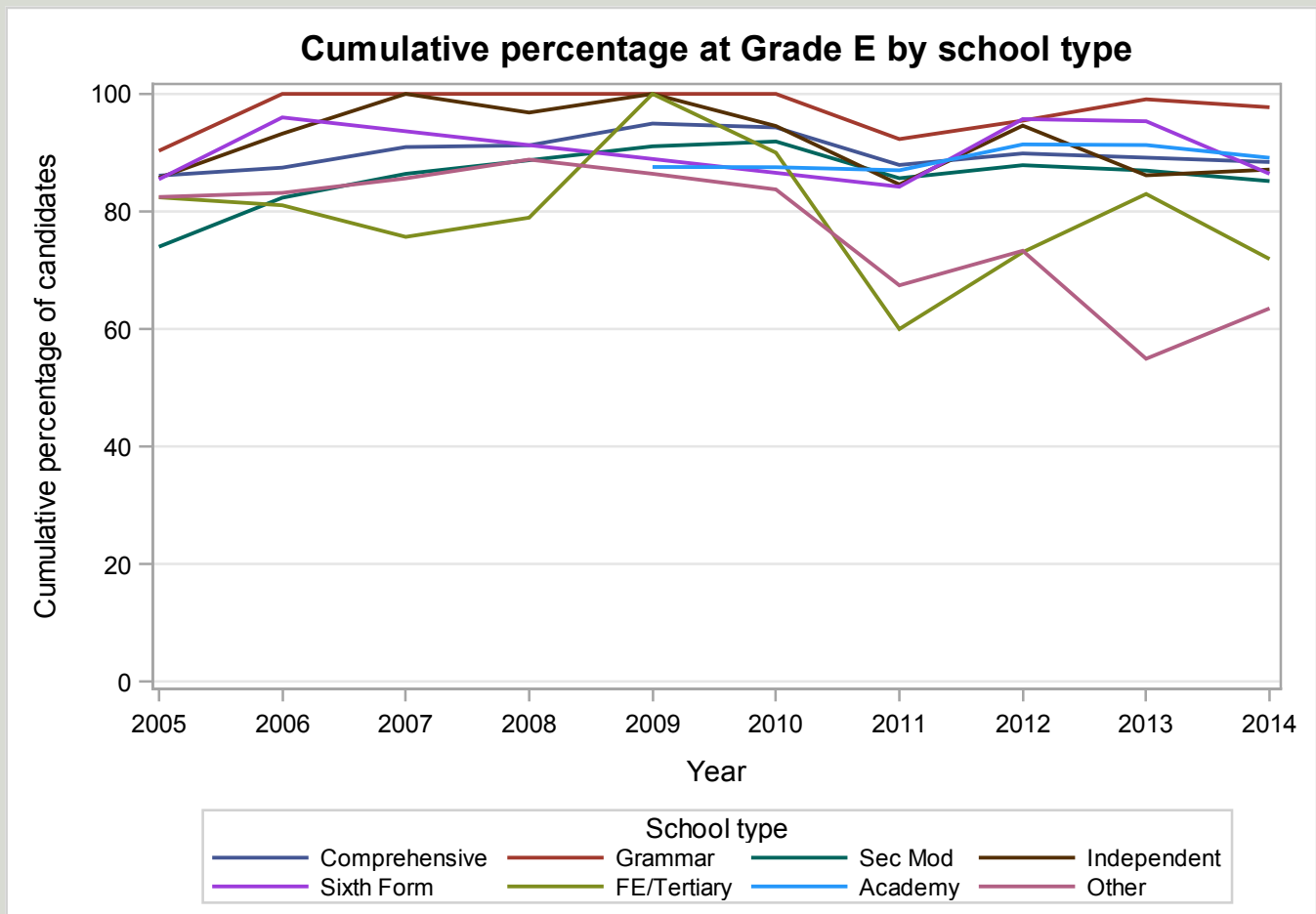


## GCSE VOCATIONAL STUDIES Grade E by school type 2005-2014 Cumulative Percentages

School type	2005	2006	2007	2008	2009	2010	2011	2012	2013	2014
Comprehensive	86.1	87.5	91.0	91.3	95.0	94.3	87.9	89.9	89.2	88.4
Grammar	90.3	100.0	100.0	100.0	100.0	100.0	92.3	95.5	99.1	97.7
Sec Mod	74.0	82.3	86.4	88.7	91.1	91.9	85.7	87.9	87.0	85.2
Independent	85.7	93.2	100.0	96.8	100.0	94.5	84.6	94.6	86.1	87.1
Sixth Form	85.5	96.0	.	.	.	.	84.2	95.7	95.3	86.4
FE/Tertiary	82.4	81.1	75.7	78.9	100.0	90.0	60.0	73.1	83.0	71.9
Academy	.	.	.	.	87.6	87.5	87.0	91.4	91.3	89.1
Other	82.5	83.2	85.6	88.8	86.4	83.7	67.4	73.3	54.9	63.5

### Cumulative Numbers

School type	2005	2006	2007	2008	2009	2010	2011	2012	2013	2014
Comprehensive	4926	6357	6971	8994	11343	13452	22463	20770	21742	24884
Grammar	56	32	39	33	36	36	696	588	649	687
Sec Mod	942	401	413	401	613	874	2227	1898	2413	2744
Independent	132	179	48	183	62	121	258	333	398	555
Sixth Form	153	72	0	0	0	0	80	67	82	89
FE/Tertiary	178	154	28	15	17	9	27	19	39	64
Academy	.	.	.	.	303	393	4921	8327	12729	20307
Other	221	163	143	159	178	170	263	316	200	477

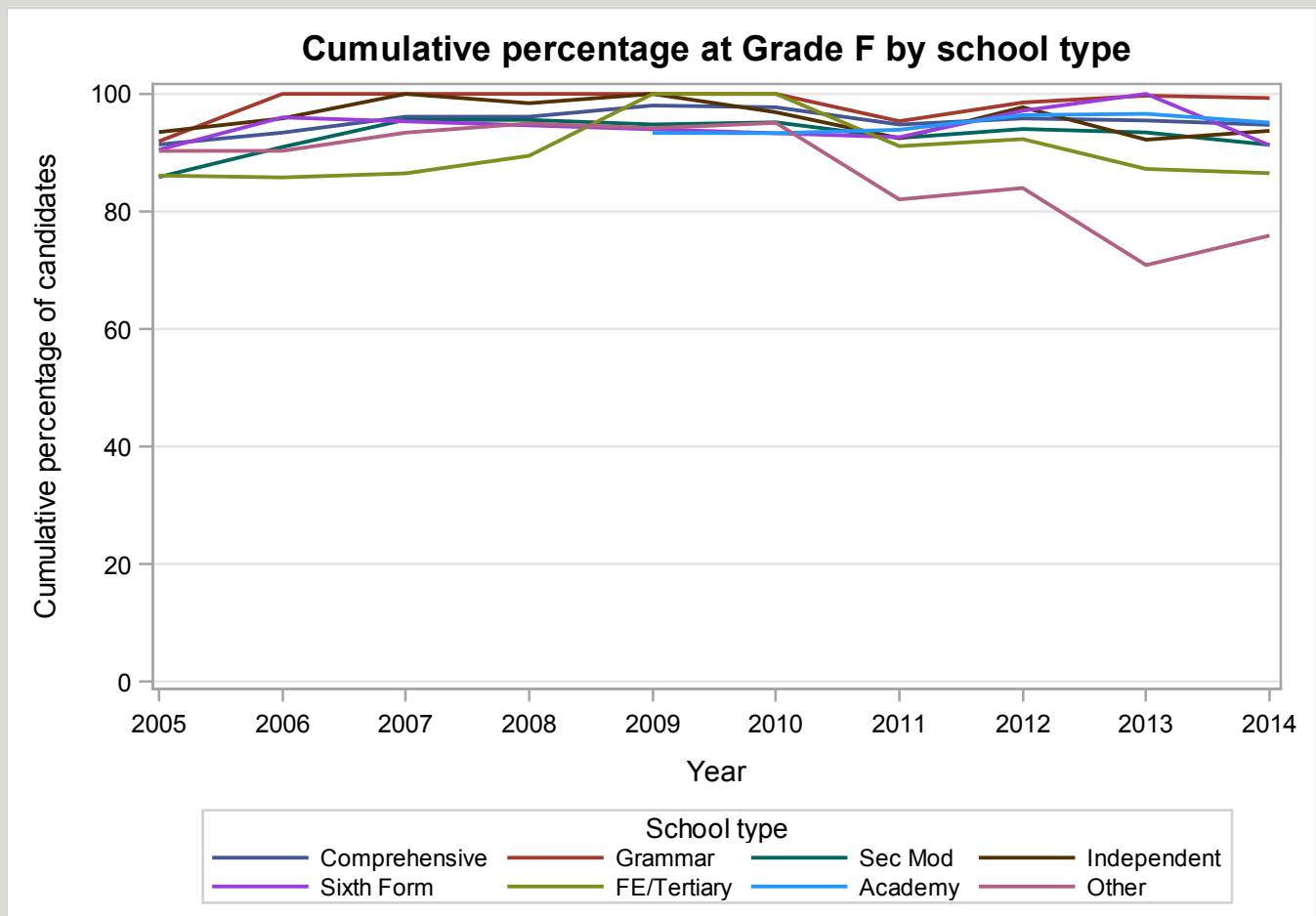


## GCSE VOCATIONAL STUDIES Grade F by school type 2005-2014 Cumulative Percentages

School type	2005	2006	2007	2008	2009	2010	2011	2012	2013	2014
Comprehensive	91.4	93.4	96.1	96.1	98.0	97.7	94.8	95.8	95.5	94.7
Grammar	91.9	100.0	100.0	100.0	100.0	100.0	95.4	98.5	99.7	99.3
Sec Mod	85.9	91.0	95.6	95.6	94.8	95.2	92.5	94.0	93.4	91.3
Independent	93.5	95.8	100.0	98.4	100.0	96.9	92.5	97.7	92.2	93.7
Sixth Form	90.5	96.0	.	.	.	.	92.6	97.1	100.0	91.3
FE/Tertiary	86.1	85.8	86.5	89.5	100.0	100.0	91.1	92.3	87.2	86.5
Academy	.	.	.	.	93.4	93.3	93.9	96.4	96.6	95.1
Other	90.3	90.3	93.4	95.0	94.2	95.1	82.1	84.0	70.9	75.9

### Cumulative Numbers

School type	2005	2006	2007	2008	2009	2010	2011	2012	2013	2014
Comprehensive	5229	6790	7367	9474	11710	13941	24220	22148	23283	26665
Grammar	57	32	39	33	36	36	719	607	653	698
Sec Mod	1093	443	457	432	638	905	2405	2031	2593	2943
Independent	144	184	48	186	62	124	282	344	426	597
Sixth Form	162	72	0	0	0	0	88	68	86	94
FE/Tertiary	186	163	32	17	17	10	41	24	41	77
Academy	.	.	.	.	323	419	5311	8782	13469	21672
Other	242	177	156	170	194	193	320	362	258	570



## GCSE VOCATIONAL STUDIES Grade G by school type 2005-2014 Cumulative Percentages

School type	2005	2006	2007	2008	2009	2010	2011	2012	2013	2014
Comprehensive	94.3	96.3	98.1	98.4	99.1	99.1	98.0	98.5	98.4	97.7
Grammar	91.9	100.0	100.0	100.0	100.0	100.0	97.3	99.4	100.0	99.9
Sec Mod	91.8	95.1	98.3	98.9	97.2	97.7	96.2	97.7	97.0	95.3
Independent	97.4	96.4	100.0	98.9	100.0	98.4	95.7	98.9	96.1	97.3
Sixth Form	94.4	96.0	.	.	.	.	96.8	97.1	100.0	95.1
FE/Tertiary	87.0	87.9	94.6	100.0	100.0	100.0	97.8	96.2	97.9	96.6
Academy	.	.	.	.	96.0	97.8	97.7	98.6	98.7	98.0
Other	94.8	93.9	97.6	97.8	96.1	99.5	89.0	90.5	86.0	85.8

### Cumulative Numbers

School type	2005	2006	2007	2008	2009	2010	2011	2012	2013	2014
Comprehensive	5398	7002	7521	9703	11834	14135	25037	22775	24004	27500
Grammar	57	32	39	33	36	36	734	612	655	702
Sec Mod	1168	463	470	447	654	929	2502	2110	2693	3072
Independent	150	185	48	187	62	126	292	348	444	620
Sixth Form	169	72	0	0	0	0	92	68	86	98
FE/Tertiary	188	167	35	19	17	10	44	25	46	86
Academy	.	.	.	.	332	439	5526	8982	13761	22331
Other	254	184	163	175	198	202	347	390	313	644

