

A-Level Uptake and Results, by School Type 2003-2012

Source: Inter-Awarding Body Statistics

Statistics Report Series No.67

Tim Gill

October 2013

Research Division – Statistics Group
Assessment, Research and Development
Cambridge Assessment
1 Regent Street, Cambridge, CB2 1GG

Table of contents

- A-Level All Candidates by School Type
- A-Level by Subject Category:
 - ART
 - BIOLOGY
 - BUSINESS STUDIES
 - CHEMISTRY
 - CLASSICAL SUBJECTS
 - COMMUNICATION STUDIES
 - COMPUTING/INFORMATION
 - DESIGN AND TECHNOLOGY
 - DRAMA
 - ECONOMICS
 - ENGLISH LANGUAGE
 - ENGLISH LANGUAGE & LITERATURE
 - ENGLISH LITERATURE
 - FRENCH
 - GENERAL STUDIES
 - GEOGRAPHY
 - GERMAN
 - HISTORY
 - LAW
 - MATHEMATICS
 - MUSIC
 - PE/SPORT
 - PHYSICS
 - POLITICAL STUDIES
 - PSYCHOLOGY
 - RELIGIOUS STUDIES/EDUCATION
 - SOCIOLOGY
 - SPANISH

NOTE: The Inter-Awarding Body Statistics are the results for all candidates, of all ages, from all centres.

Introduction

This report presents the entries and results for all A-level subject categories in England, Northern Ireland and Wales for the years 2003 to 2012 (summer sessions only), broken down by type of school. The data was compiled from the Inter-Awarding Body Statistics produced by the Joint Council for Qualifications (JCQ)¹. Within each subject category there may be different specifications or indeed different qualifications. For instance, the Mathematics category includes Mathematics, Pure Mathematics, Further Mathematics and Statistics. Where individual subjects are of special interest, these are presented separately: for instance, the Social Science category has been broken down into Law, Political Studies, Psychology and Sociology only and the Modern Languages category into French, German and Spanish only.

The report starts with the entries and results for all subject categories together, followed by each category (or subject) separately. For each, the data are presented in the following order:

- Table and graph of entries by school type
- Tables of the numbers and percentages of candidates achieving each grade or better, by school type
- Graph of the percentage of candidates achieving each grade or better, by school type.

It should be noted that the numbers of candidates achieving each grade or better is not in the Inter-Awarding Body Statistics, but was calculated using the percentages achieving each grade and the total number of entries. The percentages are given to one decimal place only, meaning that the number of candidates will not be entirely accurate.

For the purposes of this report, entries in secondary modern schools were included in the 'other' category, due to the very low number of A-level entries at these schools.

This is the fourth year in which academy schools have been treated as a separate school type. These are state funded schools that are independent of local authority control, the first of which opened in 2002. Most academies were previously comprehensives, and were categorised as such in the JCQ data, up until they converted. However, until recently, once these schools converted they were categorised as independent schools. Thus they appear in this report, in year prior to 2009, in either the 'comprehensive' or 'independent' categories. From 2009, there is a separate category in the tables and graphs for 'academy' schools.

This is the third year in which the A* grade has been awarded at A-level. This means that the tables and graphs of the cumulative number and percentage of candidates achieving A* consists of three years of data only.

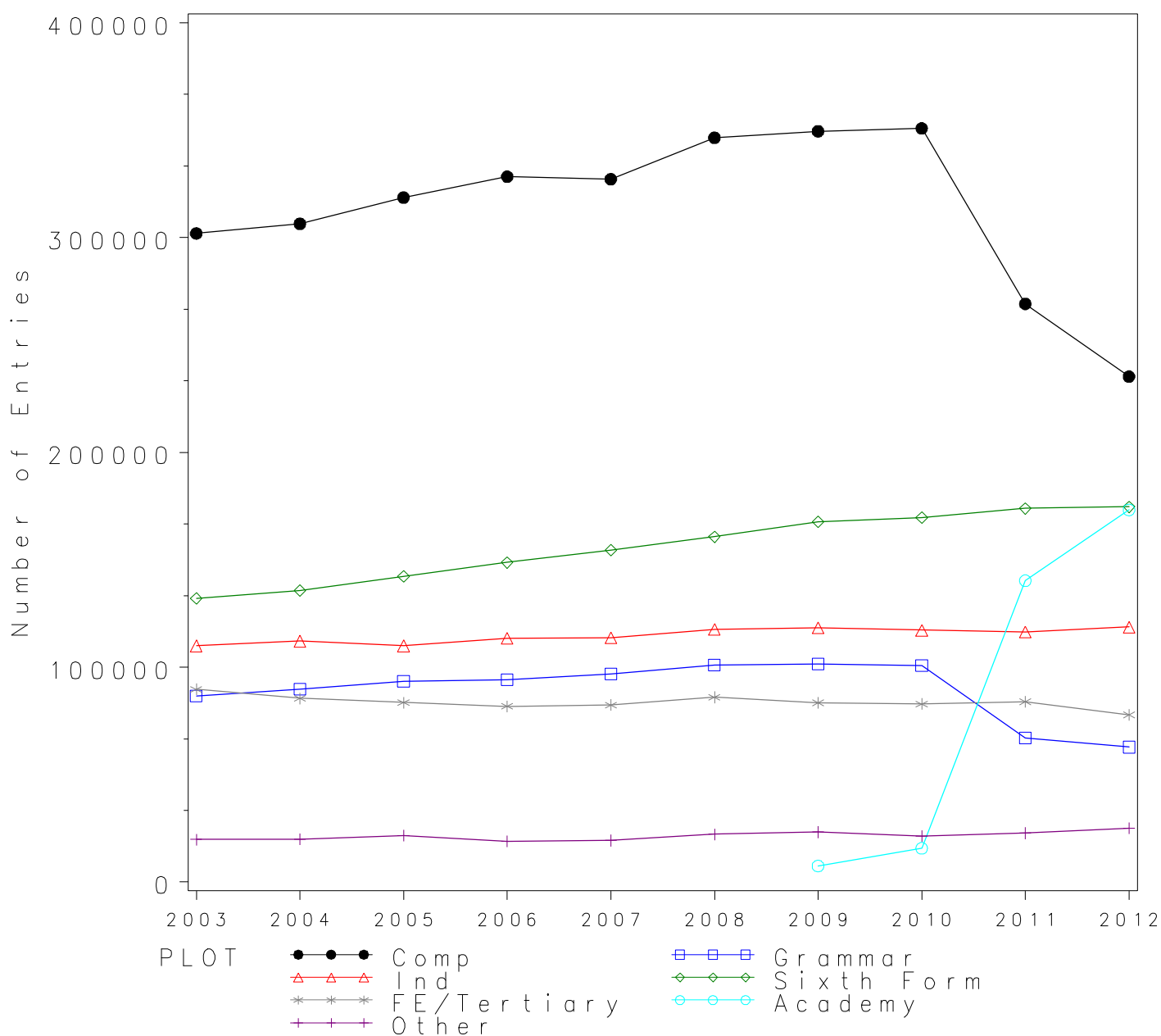
For some of the subject categorisations the percentage of candidates achieving each grade or better can appear very erratic on the graphs between years for particular school types. This is because of the low numbers of entries for these subjects in these schools.

¹ See <http://www.jcq.org.uk/examination-results/a-levels/>. The school type categorisation was taken directly from the electronic versions of the Inter-Awarding Body Statistics provided each year to awarding bodies by the JCQ.

Numbers of GCE A Level entries in all subjects by school type 2003- 2012

School type	2003	2004	2005	2006	2007	2008	2009	2010	2011	2012
Comprehensive	301957	306459	318677	328403	327225	346523	349504	350896	269154	235347
Grammar	86683	89810	93495	94264	96960	101103	101477	100748	67050	62829
Independent	109960	112193	109983	113547	113780	117625	118383	117282	116455	118727
Sixth Form	132123	135665	142329	148779	154556	160758	167797	169662	173950	174685
FE/Tertiary	89784	85514	83556	81815	82434	86029	83461	82910	83993	77855
Academy	7488	15721	140331	173239
Other	19813	19935	21731	18965	19335	22248	23276	21383	22780	25056

GCE A Level All Subjects Entries by school type 2003–2012



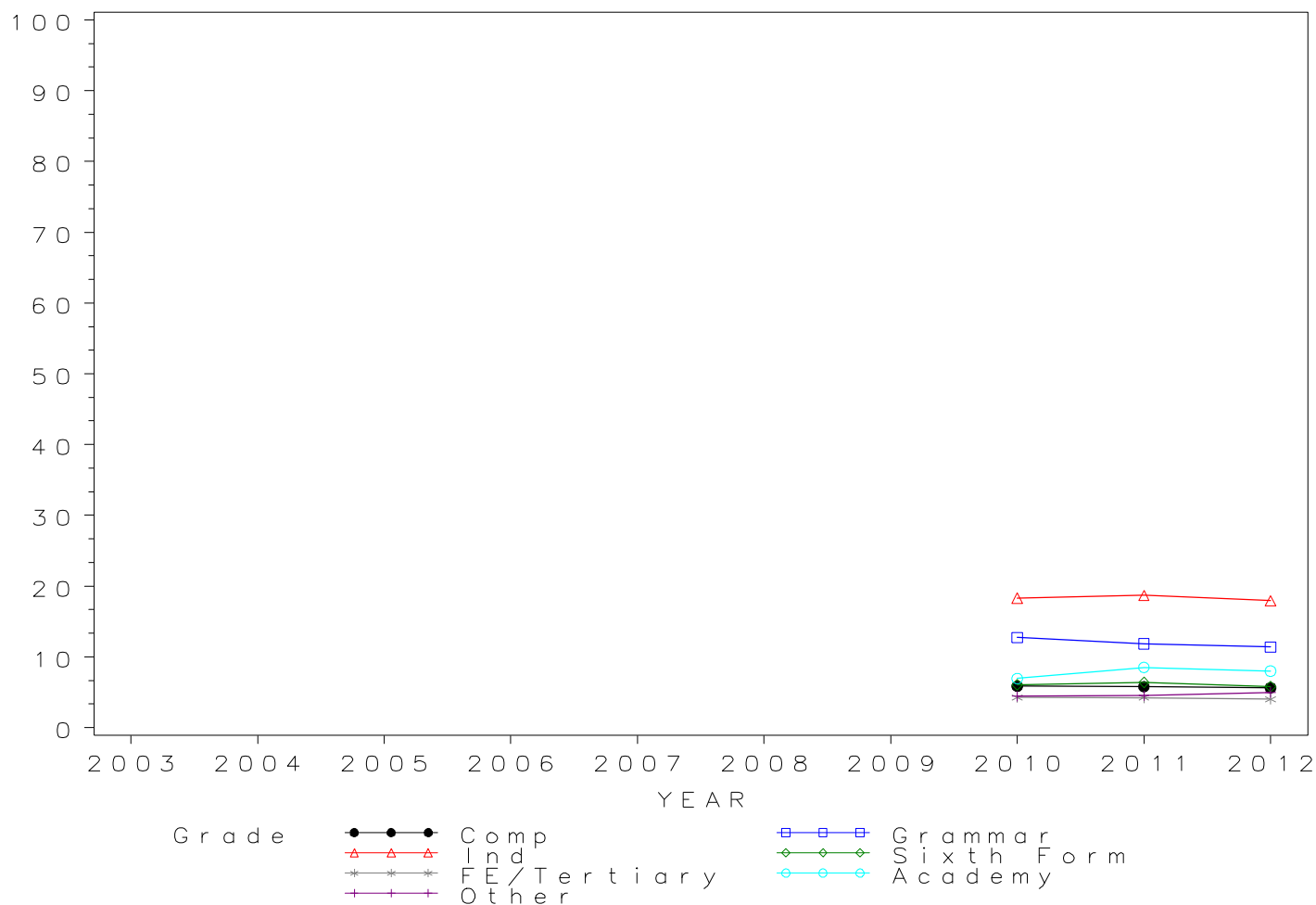
GCE A Level All Subjects Grade A by school type 2003-2012
Cumulative Percentages*

School type	2003	2004	2005	2006	2007	2008	2009	2010	2011	2012
Comprehensive	5.9	5.8	5.6
Grammar	12.7	11.9	11.4
Independent	18.3	18.7	17.9
Sixth Form	6.1	6.4	5.8
FE/Tertiary	4.3	4.2	4.0
Academy	7.0	8.5	8.0
Other	4.4	4.5	5.0

Cumulative Numbers

School type	2003	2004	2005	2006	2007	2008	2009	2010	2011	2012
Comprehensive	20595	15618	13277
Grammar	12840	7961	7169
Independent	21493	21757	21300
Sixth Form	10313	11127	10177
FE/Tertiary	3569	3564	3145
Academy	1095	11960	13877
Other	945	1028	1244

Cumulative % at Grade A* by school type



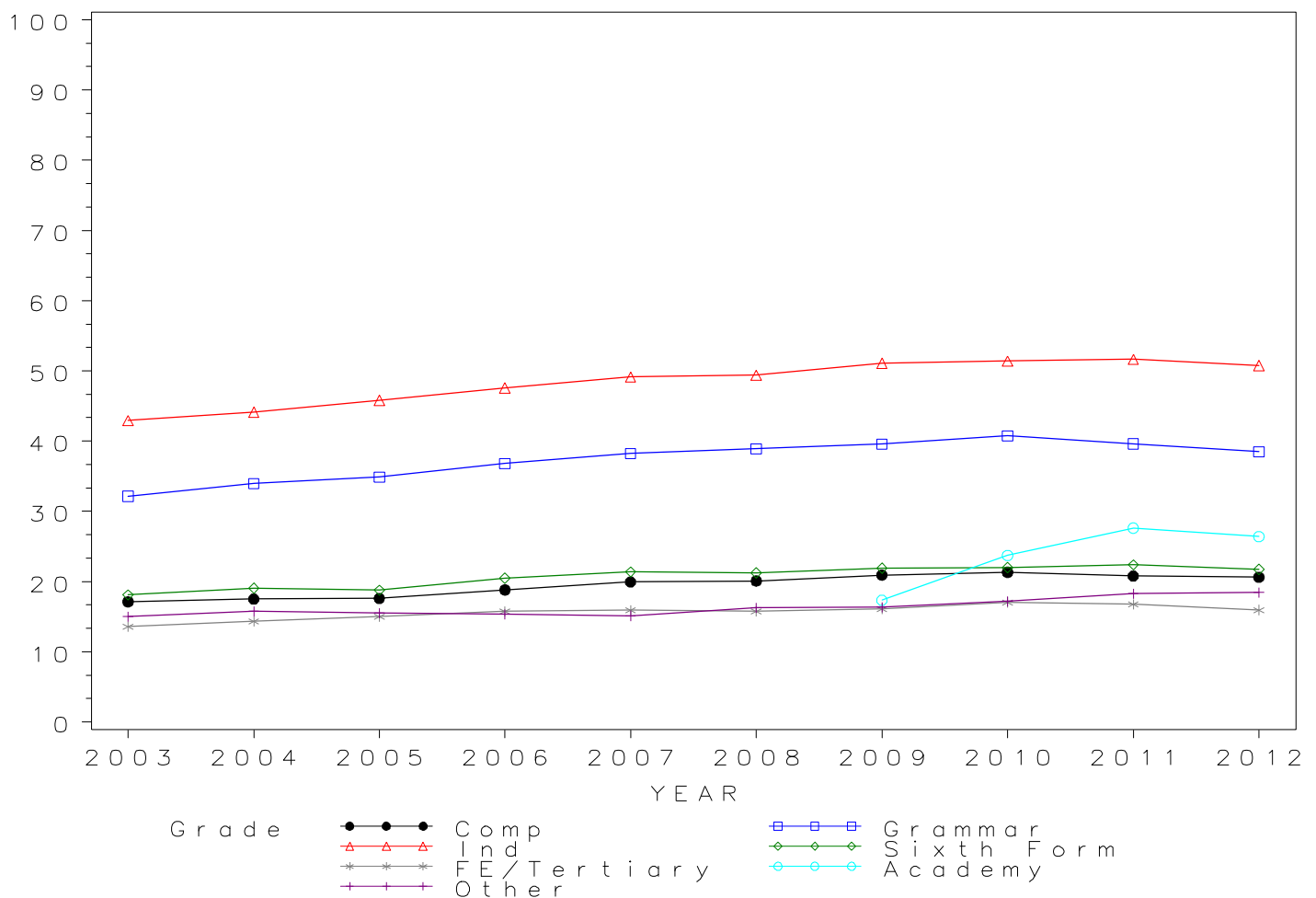
GCE A Level All Subjects Grade A by school type 2003- 2012 Cumulative Percentages

School type	2003	2004	2005	2006	2007	2008	2009	2010	2011	2012
Comprehensive	17.1	17.5	17.6	18.8	20.0	20.1	20.9	21.3	20.8	20.6
Grammar	32.2	34.0	34.9	36.8	38.2	38.9	39.6	40.8	39.6	38.5
Independent	43.0	44.1	45.8	47.6	49.1	49.4	51.1	51.4	51.6	50.8
Sixth Form	18.1	19.1	18.8	20.5	21.4	21.3	21.9	22.0	22.4	21.8
FE/Tertiary	13.6	14.4	15.0	15.7	15.9	15.7	16.1	17.0	16.8	16.0
Academy	17.3	23.7	27.6	26.4
Other	15.0	15.8	15.5	15.4	15.1	16.3	16.3	17.2	18.3	18.5

Cumulative Numbers

School type	2003	2004	2005	2006	2007	2008	2009	2010	2011	2012
Comprehensive	51719	53633	56146	61808	65314	69635	73148	74844	55938	48514
Grammar	27883	30498	32632	34717	37081	39318	40170	41058	26574	24180
Independent	47232	49524	50414	54037	55913	58082	60508	60289	60135	60275
Sixth Form	23922	25885	26719	30498	33070	34191	36801	37356	38966	38006
FE/Tertiary	12175	12272	12522	12884	13123	13540	13457	14129	14093	12425
Academy	1298	3732	38762	45785
Other	2969	3145	3374	2913	2927	3619	3804	3671	4159	4626

Cumulative % at Grade A by school type



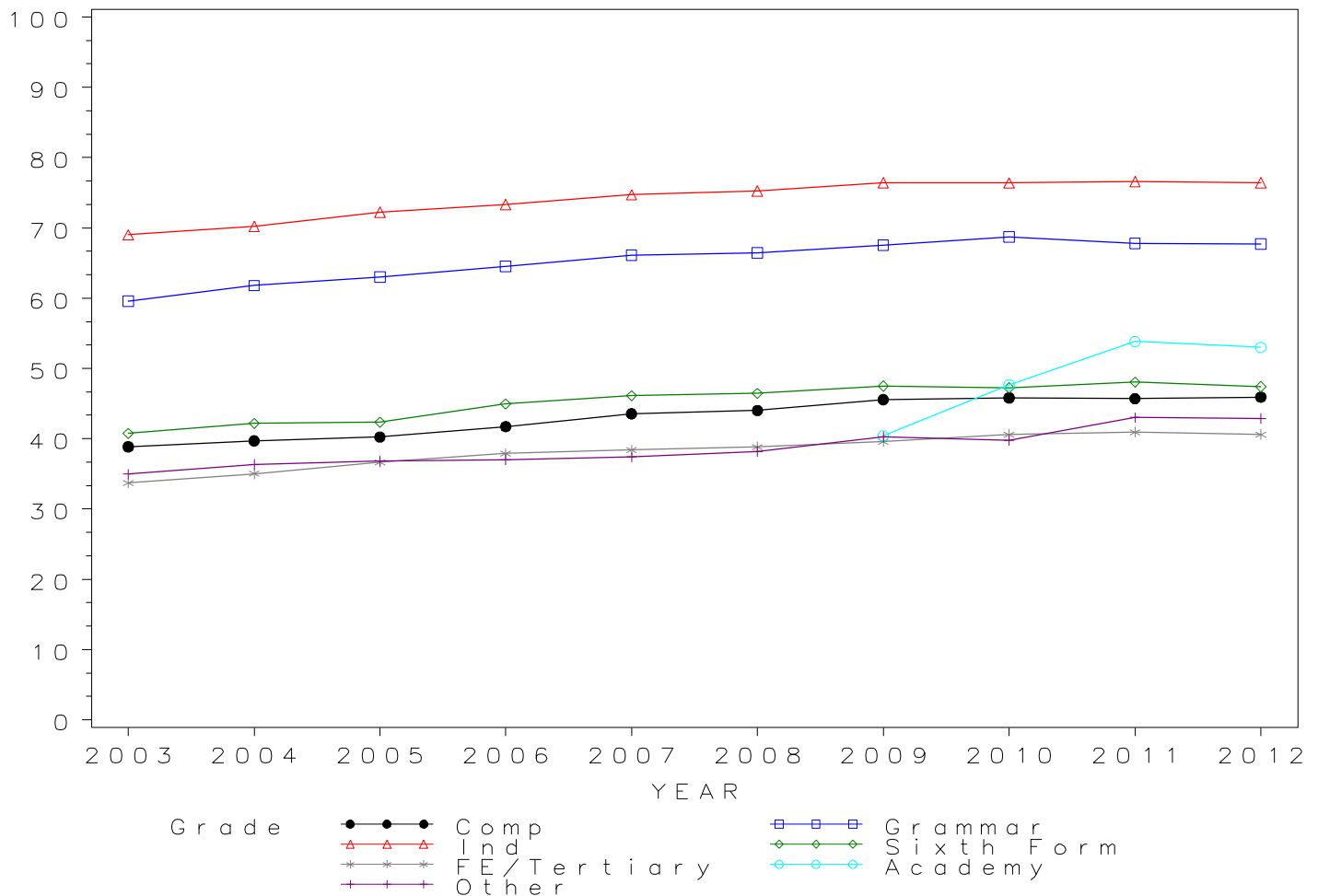
*GCE A Level All Subjects Grade B by school type 2003- 2012
Cumulative Percentages*

School type	2003	2004	2005	2006	2007	2008	2009	2010	2011	2012
Comprehensive	38.9	39.7	40.2	41.7	43.6	44.0	45.6	45.8	45.7	45.9
Grammar	59.6	61.8	63.0	64.5	66.1	66.5	67.5	68.7	67.8	67.7
Independent	69.0	70.2	72.3	73.3	74.7	75.3	76.5	76.4	76.6	76.4
Sixth Form	40.8	42.2	42.4	44.9	46.1	46.4	47.5	47.2	48.1	47.4
FE/Tertiary	33.7	35.0	36.6	37.9	38.4	38.8	39.6	40.6	40.9	40.6
Academy	40.4	47.7	53.8	53.0
Other	35.0	36.3	36.8	37.0	37.4	38.2	40.3	39.8	43.0	42.9

Cumulative Numbers

School type	2003	2004	2005	2006	2007	2008	2009	2010	2011	2012
Comprehensive	117343	121673	128225	137049	142531	152531	159291	160781	123047	108099
Grammar	51659	55519	58906	60824	64105	67199	68547	69243	45450	42553
Independent	75887	78791	79470	83280	85024	88542	90519	89585	89233	90760
Sixth Form	53849	57213	60300	66863	71289	74665	79711	80158	83598	82875
FE/Tertiary	30278	29951	30615	31025	31665	33420	33052	33678	34392	31629
Academy	3027	7494	75563	91806
Other	6929	7246	8007	7020	7231	8494	9377	8508	9796	10748

Cumulative % at Grade B by school type



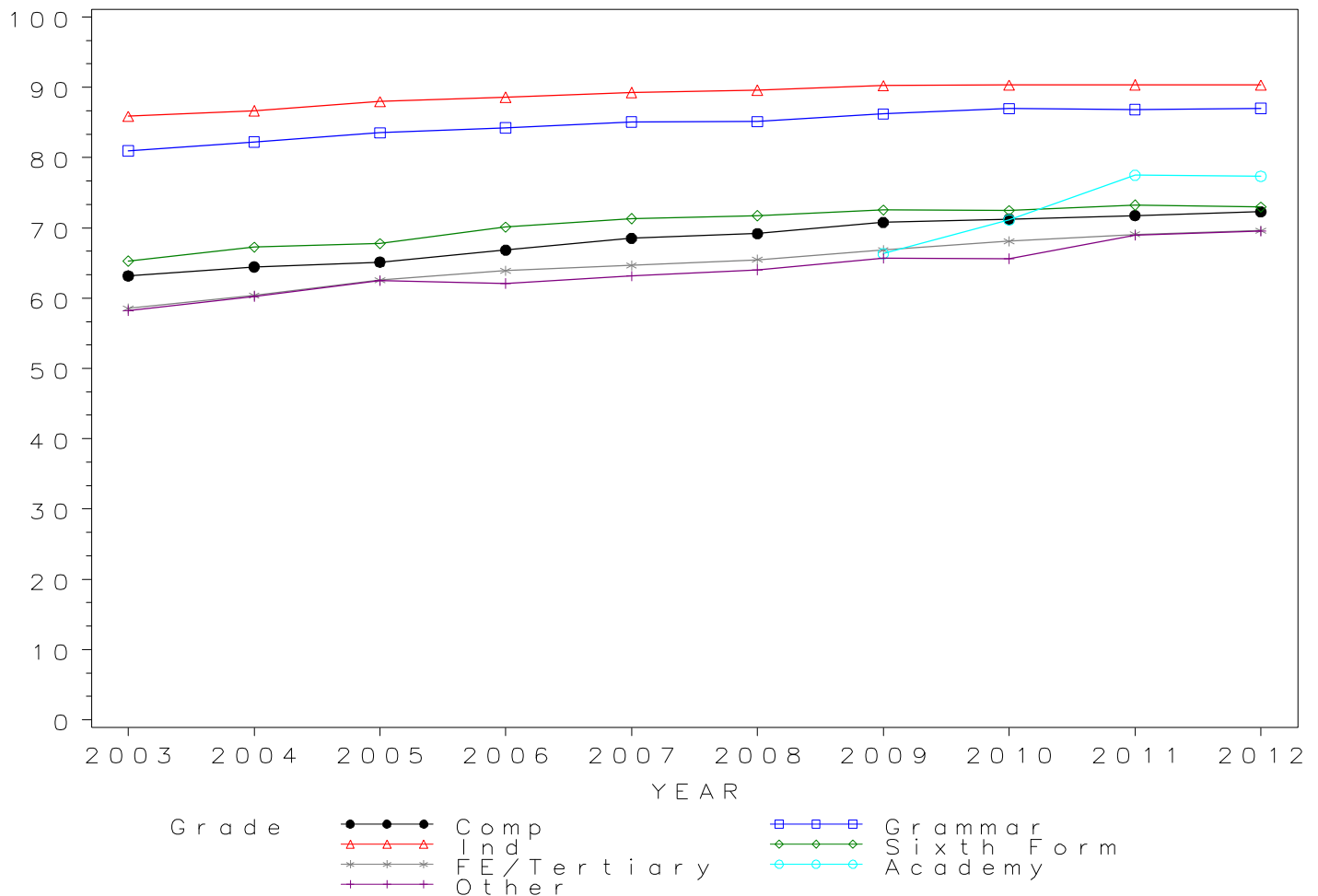
*GCE A Level All Subjects Grade C by school type 2003- 2012
Cumulative Percentages*

School type	2003	2004	2005	2006	2007	2008	2009	2010	2011	2012
Comprehensive	63.2	64.4	65.1	66.8	68.5	69.2	70.8	71.2	71.8	72.3
Grammar	81.0	82.2	83.5	84.3	85.1	85.1	86.2	87.0	86.9	87.0
Independent	85.9	86.7	88.0	88.6	89.3	89.6	90.2	90.3	90.4	90.3
Sixth Form	65.3	67.3	67.8	70.1	71.3	71.7	72.5	72.5	73.3	73.0
FE/Tertiary	58.5	60.4	62.6	63.9	64.7	65.5	66.8	68.1	69.1	69.6
Academy	66.3	71.1	77.5	77.3
Other	58.2	60.3	62.5	62.1	63.1	64.0	65.7	65.6	68.9	69.5

Cumulative Numbers

School type	2003	2004	2005	2006	2007	2008	2009	2010	2011	2012
Comprehensive	190753	197512	207560	219537	224231	239687	247350	249953	193151	170168
Grammar	70176	73868	78115	79422	82485	86065	87470	87625	58238	54665
Independent	94420	97263	96740	100592	101581	105388	106826	105919	105256	107258
Sixth Form	86237	91242	96443	104322	110263	115334	121721	122951	127458	127464
FE/Tertiary	52550	51625	52277	52288	53294	56318	55773	56453	58019	54180
Academy	4967	11184	108769	133997
Other	11538	12013	13579	11780	12206	14241	15287	14036	15700	17422

Cumulative % at Grade C by school type



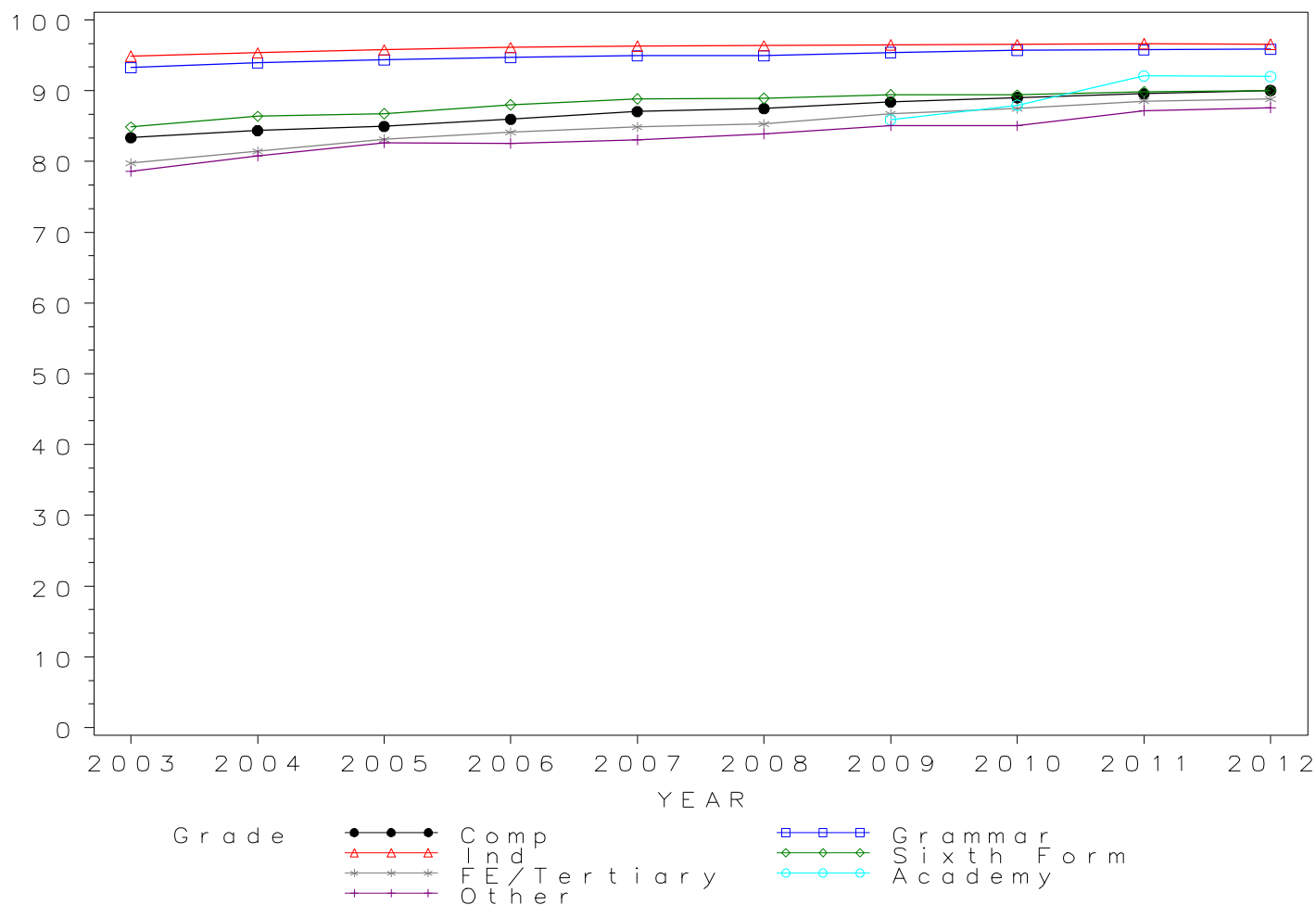
*GCE A Level All Subjects Grade D by school type 2003- 2012
Cumulative Percentages*

School type	2003	2004	2005	2006	2007	2008	2009	2010	2011	2012
Comprehensive	83.3	84.4	85.0	86.0	87.0	87.5	88.4	89.0	89.6	90.0
Grammar	93.3	93.9	94.4	94.7	94.9	95.0	95.4	95.7	95.8	95.9
Independent	94.9	95.4	95.8	96.1	96.3	96.3	96.5	96.5	96.6	96.6
Sixth Form	84.9	86.4	86.7	88.0	88.9	88.9	89.4	89.4	89.8	90.0
FE/Tertiary	79.8	81.5	83.1	84.1	84.9	85.3	86.7	87.5	88.5	88.8
Academy	85.9	87.9	92.1	92.0
Other	78.6	80.8	82.6	82.6	83.1	83.9	85.0	85.0	87.2	87.6

Cumulative Numbers

School type	2003	2004	2005	2006	2007	2008	2009	2010	2011	2012
Comprehensive	251664	258502	270765	282334	284830	303084	308908	312364	241084	211898
Grammar	80833	84344	88213	89254	92040	96000	96804	96460	64221	60225
Independent	104341	107001	105358	109119	109579	113326	114248	113216	112552	114654
Sixth Form	112158	117186	123466	130970	137338	142965	150050	151659	156286	157205
FE/Tertiary	71623	69654	69473	68807	69972	73382	72385	72513	74358	69149
Academy	6431	13826	129247	159388
Other	15576	16108	17950	15657	16060	18665	19790	18185	19861	21953

Cumulative % at Grade D by school type



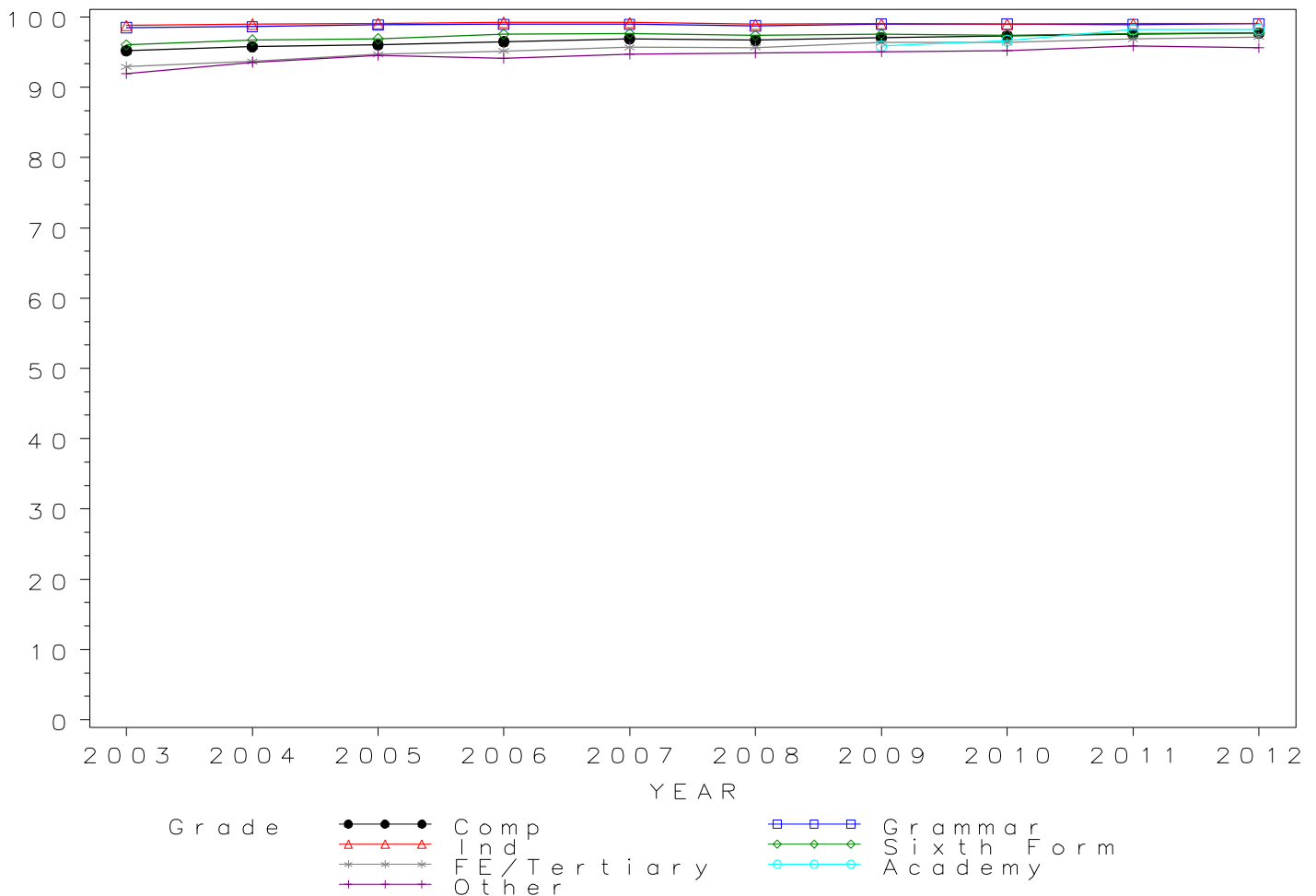
*GCE A Level All Subjects Grade E by school type 2003- 2012
Cumulative Percentages*

School type	2003	2004	2005	2006	2007	2008	2009	2010	2011	2012
Comprehensive	95.2	95.8	96.1	96.5	96.9	96.7	97.0	97.3	97.6	97.7
Grammar	98.5	98.6	98.9	99.0	99.0	98.8	99.0	99.0	98.9	99.0
Independent	98.8	99.0	99.1	99.2	99.2	99.0	99.0	99.0	99.1	99.1
Sixth Form	96.0	96.8	96.9	97.5	97.6	97.4	97.5	97.4	97.6	97.8
FE/Tertiary	93.0	93.7	94.7	95.2	95.7	95.7	96.4	96.3	96.9	97.2
Academy	95.9	96.7	98.2	98.2
Other	91.9	93.6	94.5	94.1	94.7	94.8	95.1	95.2	95.9	95.6

Cumulative Numbers

School type	2003	2004	2005	2006	2007	2008	2009	2010	2011	2012
Comprehensive	287516	293545	306093	316902	317109	335139	339126	341464	262572	229945
Grammar	85399	88573	92443	93281	95974	99841	100446	99736	66330	62220
Independent	108648	111099	108983	112691	112864	116424	117250	116132	115362	117625
Sixth Form	126894	131269	137937	145087	150887	156555	163677	165303	169820	170767
FE/Tertiary	83465	80141	79128	77847	78904	82290	80420	79880	81363	75660
Academy	7180	15196	137807	170200
Other	18216	18650	20543	17855	18314	21102	22124	20360	21838	23955

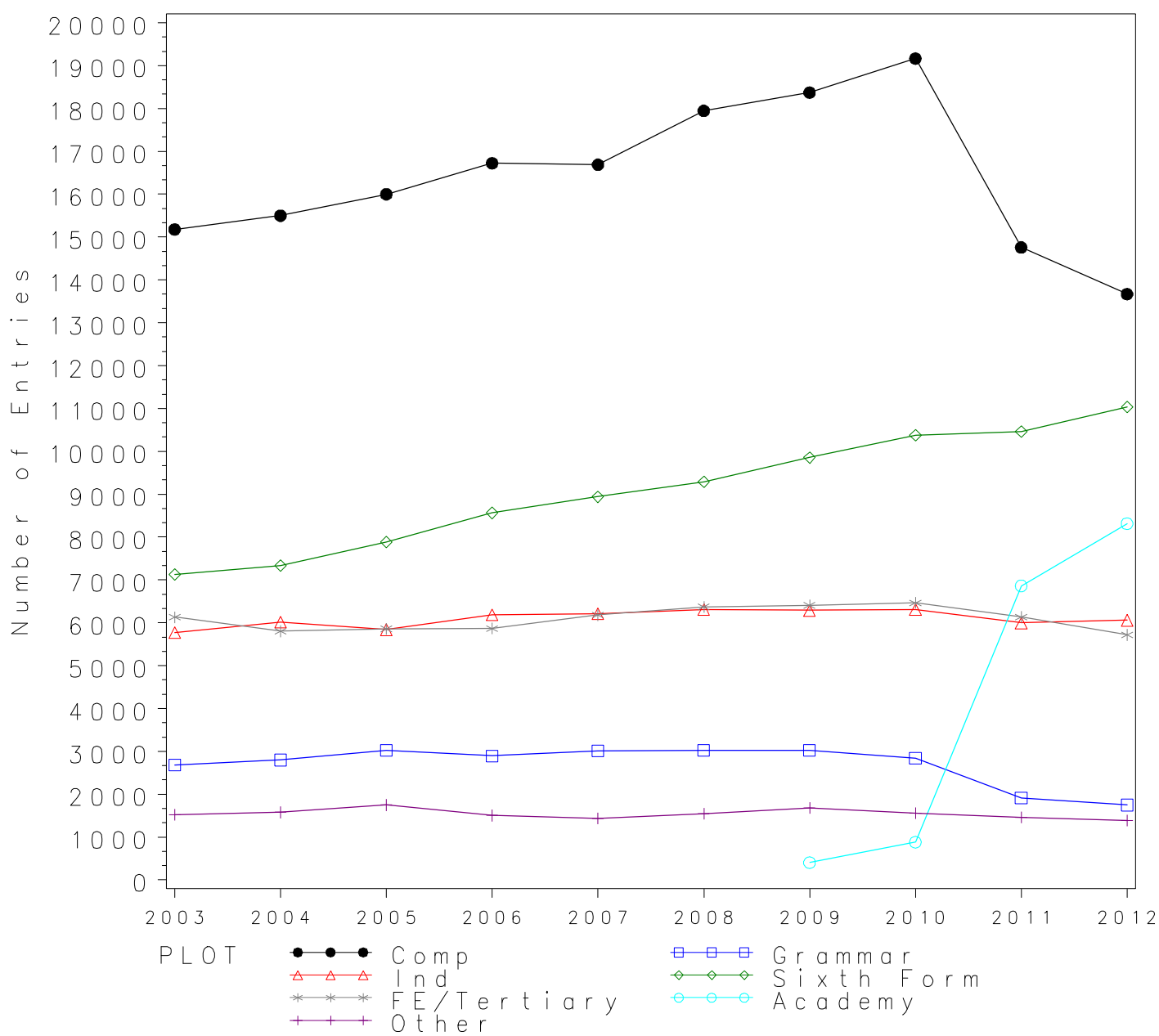
Cumulative % at Grade E by school type



Numbers of GCE A Level entries in ART by school type 2003-2012

School type	2003	2004	2005	2006	2007	2008	2009	2010	2011	2012
Comprehensive	15178	15500	15998	16723	16690	17946	18371	19165	14758	13670
Grammar	2683	2800	3025	2896	3009	3028	3021	2841	1912	1749
Independent	5769	6015	5841	6191	6213	6306	6291	6310	5997	6060
Sixth Form	7128	7334	7887	8564	8941	9290	9858	10378	10465	11035
FE/Tertiary	6131	5805	5859	5868	6181	6374	6410	6465	6135	5718
Academy	405	882	6862	8314
Other	1520	1579	1749	1505	1440	1547	1681	1557	1458	1385

GCE A Level ART Entries by school type 2003–2012



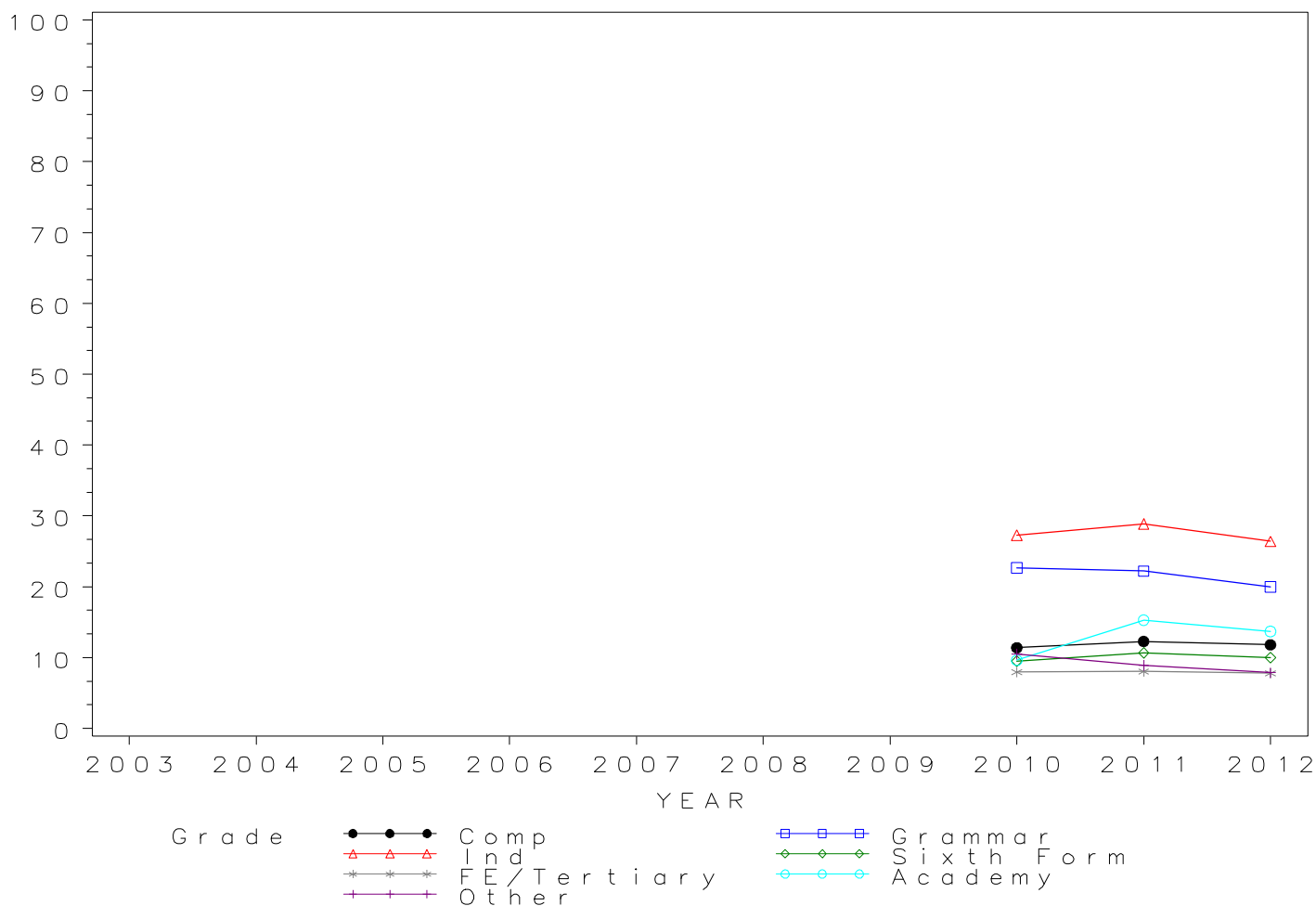
GCE A Level ART Grade A by school type 2003- 2012
Cumulative Percentages*

School type	2003	2004	2005	2006	2007	2008	2009	2010	2011	2012
Comprehensive	11.4	12.3	11.8
Grammar	22.7	22.2	20.0
Independent	27.3	28.9	26.4
Sixth Form	9.5	10.7	10.0
FE/Tertiary	8.0	8.1	7.8
Academy	9.6	15.3	13.7
Other	10.5	8.9	7.9

Cumulative Numbers

School type	2003	2004	2005	2006	2007	2008	2009	2010	2011	2012
Comprehensive	2187	1814	1613
Grammar	644	425	350
Independent	1723	1733	1600
Sixth Form	986	1120	1104
FE/Tertiary	515	494	446
Academy	85	1050	1139
Other	164	130	109

Cumulative % at Grade A* by school type



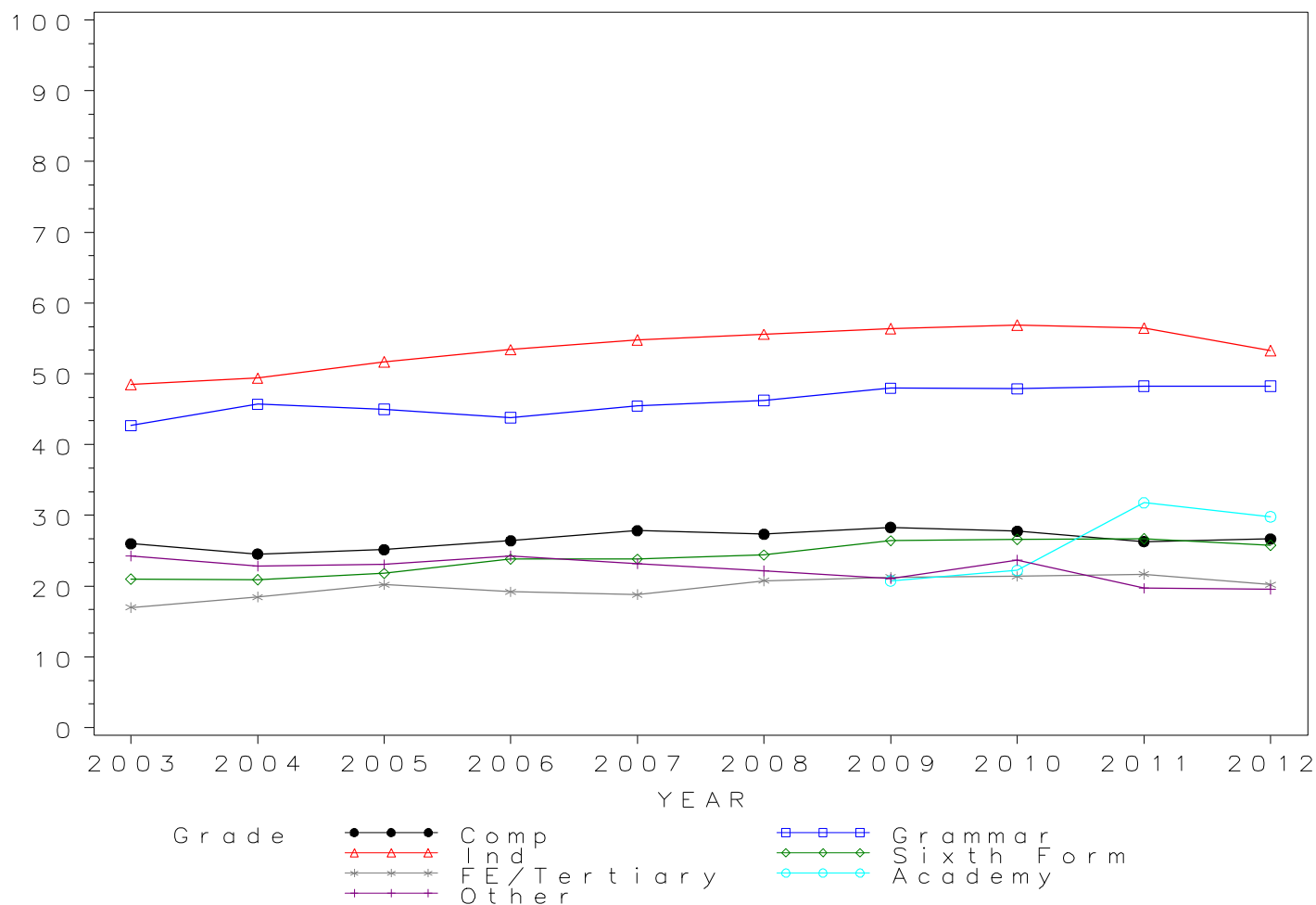
*GCE A Level ART Grade A by school type 2003- 2012
Cumulative Percentages*

School type	2003	2004	2005	2006	2007	2008	2009	2010	2011	2012
Comprehensive	26.0	24.5	25.2	26.4	27.9	27.3	28.3	27.7	26.3	26.6
Grammar	42.7	45.7	45.0	43.8	45.5	46.2	48.0	47.9	48.3	48.3
Independent	48.5	49.4	51.7	53.4	54.8	55.6	56.4	56.9	56.5	53.3
Sixth Form	21.0	20.9	21.8	23.8	23.8	24.4	26.4	26.6	26.7	25.8
FE/Tertiary	17.0	18.5	20.2	19.2	18.8	20.8	21.3	21.4	21.7	20.2
Academy	20.7	22.2	31.8	29.8
Other	24.3	22.9	23.0	24.3	23.2	22.2	21.1	23.7	19.7	19.6

Cumulative Numbers

School type	2003	2004	2005	2006	2007	2008	2009	2010	2011	2012
Comprehensive	3948	3803	4026	4414	4649	4906	5199	5318	3881	3643
Grammar	1145	1280	1361	1269	1368	1400	1449	1360	923	844
Independent	2798	2971	3020	3306	3405	3506	3548	3590	3388	3230
Sixth Form	1497	1533	1719	2038	2128	2267	2603	2761	2794	2847
FE/Tertiary	1042	1073	1186	1127	1162	1323	1363	1382	1330	1156
Academy	84	196	2182	2478
Other	369	361	403	365	334	343	354	369	287	271

Cumulative % at Grade A by school type



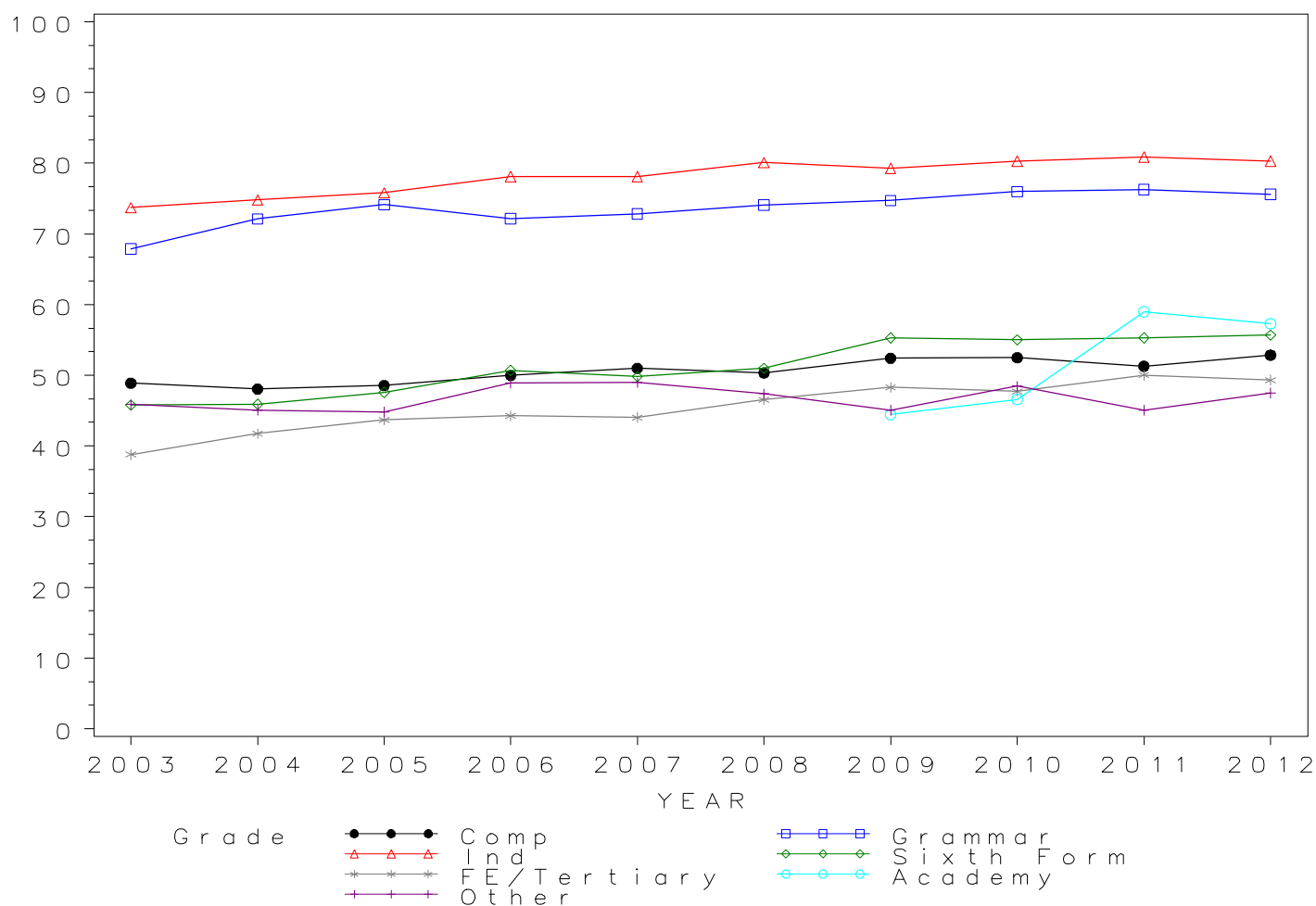
*GCE A Level ART Grade B by school type 2003- 2012
Cumulative Percentages*

School type	2003	2004	2005	2006	2007	2008	2009	2010	2011	2012
Comprehensive	48.9	48.1	48.6	50.0	51.0	50.3	52.4	52.5	51.3	52.9
Grammar	67.9	72.1	74.1	72.2	72.8	74.1	74.7	76.0	76.3	75.6
Independent	73.7	74.8	75.8	78.1	78.1	80.1	79.3	80.3	80.9	80.3
Sixth Form	45.8	45.9	47.6	50.7	49.8	51.0	55.3	55.0	55.3	55.7
FE/Tertiary	38.8	41.8	43.7	44.3	44.1	46.6	48.3	47.7	50.0	49.3
Academy	44.4	46.6	59.0	57.3
Other	45.9	45.1	44.8	48.9	49.0	47.4	45.1	48.5	45.1	47.5

Cumulative Numbers

School type	2003	2004	2005	2006	2007	2008	2009	2010	2011	2012
Comprehensive	7420	7450	7770	8361	8510	9035	9632	10058	7568	7226
Grammar	1821	2019	2242	2090	2192	2243	2257	2159	1458	1322
Independent	4252	4499	4427	4835	4852	5051	4989	5067	4852	4866
Sixth Form	3265	3366	3754	4342	4453	4738	5451	5708	5787	6146
FE/Tertiary	2379	2425	2562	2598	2723	2968	3095	3084	3069	2821
Academy	180	411	4049	4764
Other	697	712	784	736	705	733	758	755	657	658

Cumulative % at Grade B by school type



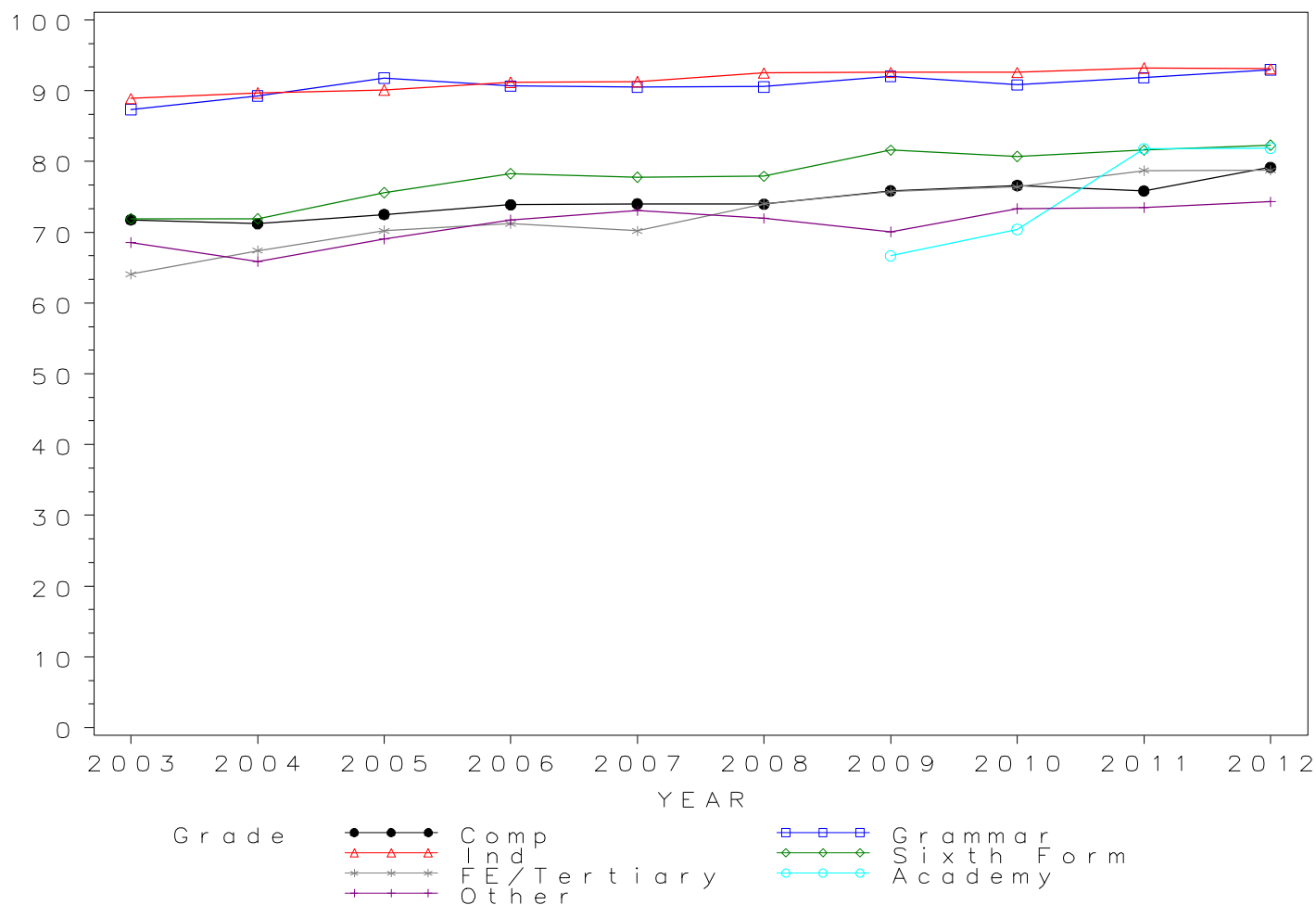
*GCE A Level ART Grade C by school type 2003- 2012
Cumulative Percentages*

School type	2003	2004	2005	2006	2007	2008	2009	2010	2011	2012
Comprehensive	71.8	71.2	72.5	73.9	74.0	74.0	75.9	76.6	75.8	79.2
Grammar	87.3	89.3	91.8	90.6	90.5	90.6	92.1	90.8	91.8	93.0
Independent	88.9	89.7	90.1	91.2	91.3	92.5	92.6	92.6	93.2	93.1
Sixth Form	71.9	71.9	75.6	78.3	77.8	77.9	81.6	80.7	81.6	82.3
FE/Tertiary	64.1	67.4	70.2	71.2	70.2	74.0	75.7	76.4	78.7	78.7
Academy	66.7	70.4	81.8	81.9
Other	68.6	65.9	69.0	71.8	73.1	71.9	70.1	73.3	73.5	74.3

Cumulative Numbers

School type	2003	2004	2005	2006	2007	2008	2009	2010	2011	2012
Comprehensive	10892	11036	11601	12357	12352	13276	13936	14684	11193	10820
Grammar	2343	2500	2777	2625	2724	2742	2781	2580	1756	1626
Independent	5129	5395	5263	5646	5672	5833	5825	5843	5589	5642
Sixth Form	5125	5273	5963	6706	6956	7237	8044	8375	8539	9082
FE/Tertiary	3927	3912	4114	4177	4338	4718	4854	4939	4829	4502
Academy	270	621	5613	6809
Other	1042	1040	1207	1080	1052	1113	1178	1142	1072	1029

Cumulative % at Grade C by school type



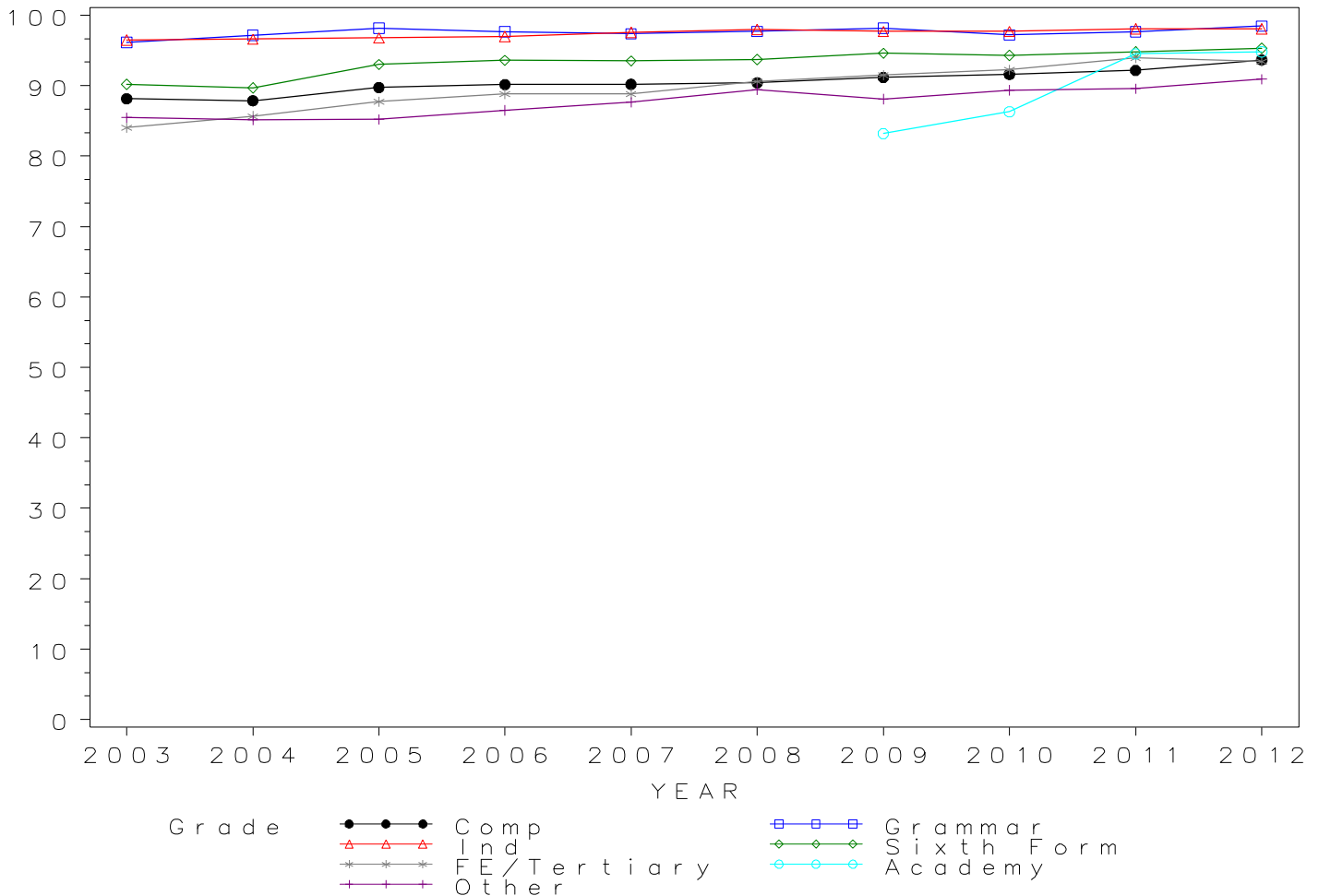
*GCE A Level ART Grade D by school type 2003- 2012
Cumulative Percentages*

School type	2003	2004	2005	2006	2007	2008	2009	2010	2011	2012
Comprehensive	88.2	87.9	89.7	90.2	90.2	90.4	91.2	91.6	92.2	93.7
Grammar	96.2	97.1	98.2	97.7	97.4	97.7	98.2	97.2	97.6	98.5
Independent	96.5	96.6	96.8	97.0	97.6	98.0	97.7	97.7	98.1	98.1
Sixth Form	90.2	89.7	93.0	93.6	93.5	93.7	94.6	94.3	94.8	95.3
FE/Tertiary	84.0	85.7	87.7	88.8	88.8	90.6	91.5	92.2	94.0	93.5
Academy	83.2	86.3	94.5	94.8
Other	85.5	85.1	85.2	86.5	87.6	89.5	88.1	89.3	89.6	90.9

Cumulative Numbers

School type	2003	2004	2005	2006	2007	2008	2009	2010	2011	2012
Comprehensive	13381	13619	14358	15079	15053	16223	16748	17557	13602	12802
Grammar	2580	2720	2970	2828	2930	2959	2966	2761	1867	1722
Independent	5567	5810	5654	6005	6064	6180	6146	6165	5883	5945
Sixth Form	6429	6579	7335	8016	8360	8705	9326	9786	9921	10516
FE/Tertiary	5152	4972	5139	5212	5491	5773	5866	5963	5764	5344
Academy	337	761	6485	7882
Other	1299	1344	1490	1302	1262	1384	1481	1391	1306	1259

Cumulative % at Grade D by school type

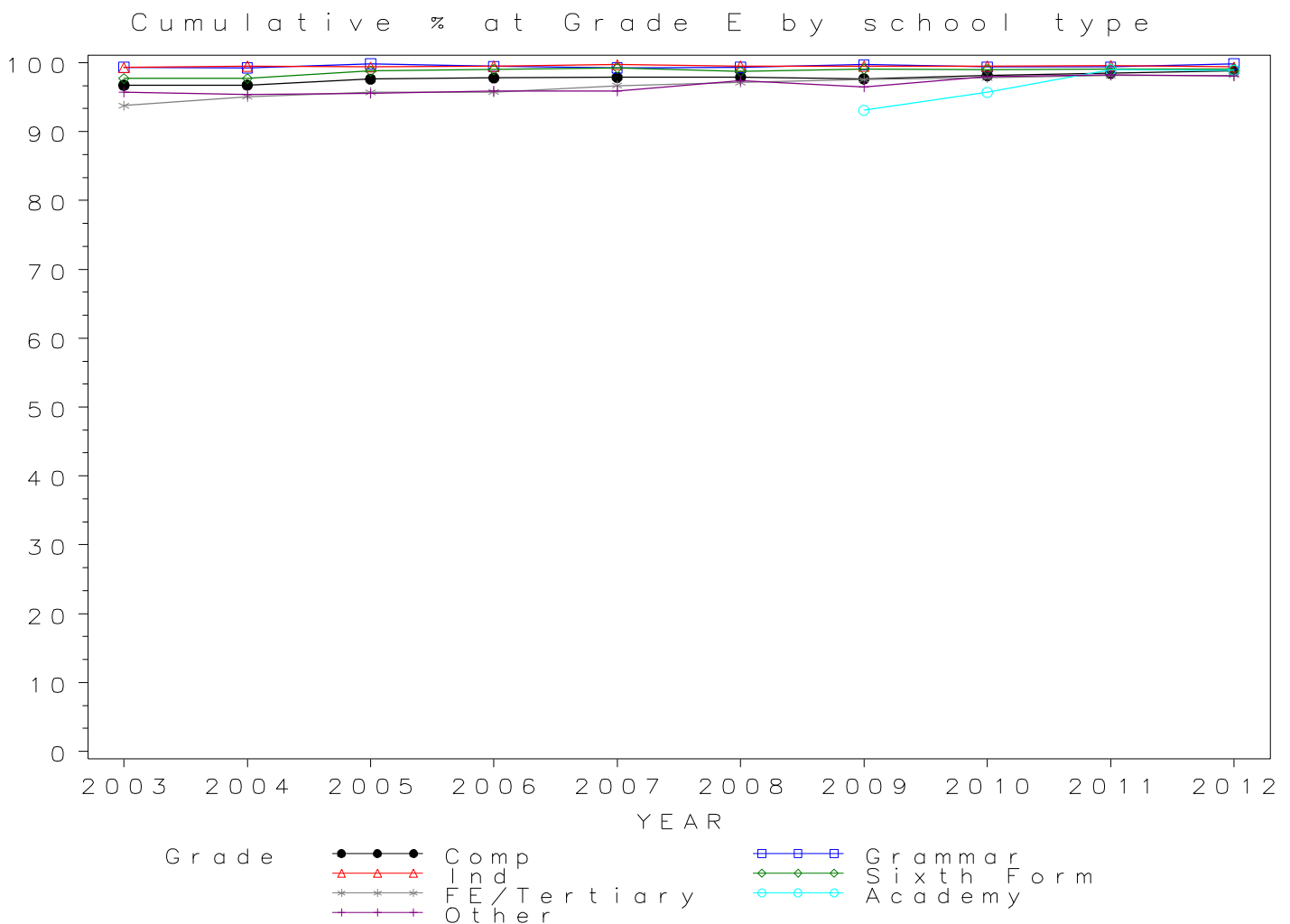


*GCE A Level ART Grade E by school type 2003- 2012
Cumulative Percentages*

School type	2003	2004	2005	2006	2007	2008	2009	2010	2011	2012
Comprehensive	96.7	96.8	97.6	97.8	97.9	97.9	97.7	98.1	98.5	98.8
Grammar	99.3	99.3	99.8	99.4	99.3	99.3	99.7	99.4	99.4	99.8
Independent	99.3	99.5	99.4	99.5	99.7	99.5	99.5	99.5	99.6	99.4
Sixth Form	97.7	97.7	98.8	99.0	99.2	98.7	99.1	99.0	99.1	99.1
FE/Tertiary	93.8	95.1	95.7	95.7	96.7	97.1	97.6	97.8	98.2	98.2
Academy	93.1	95.7	99.0	98.9
Other	95.7	95.4	95.5	95.9	95.9	97.4	96.5	98.0	98.2	98.1

Cumulative Numbers

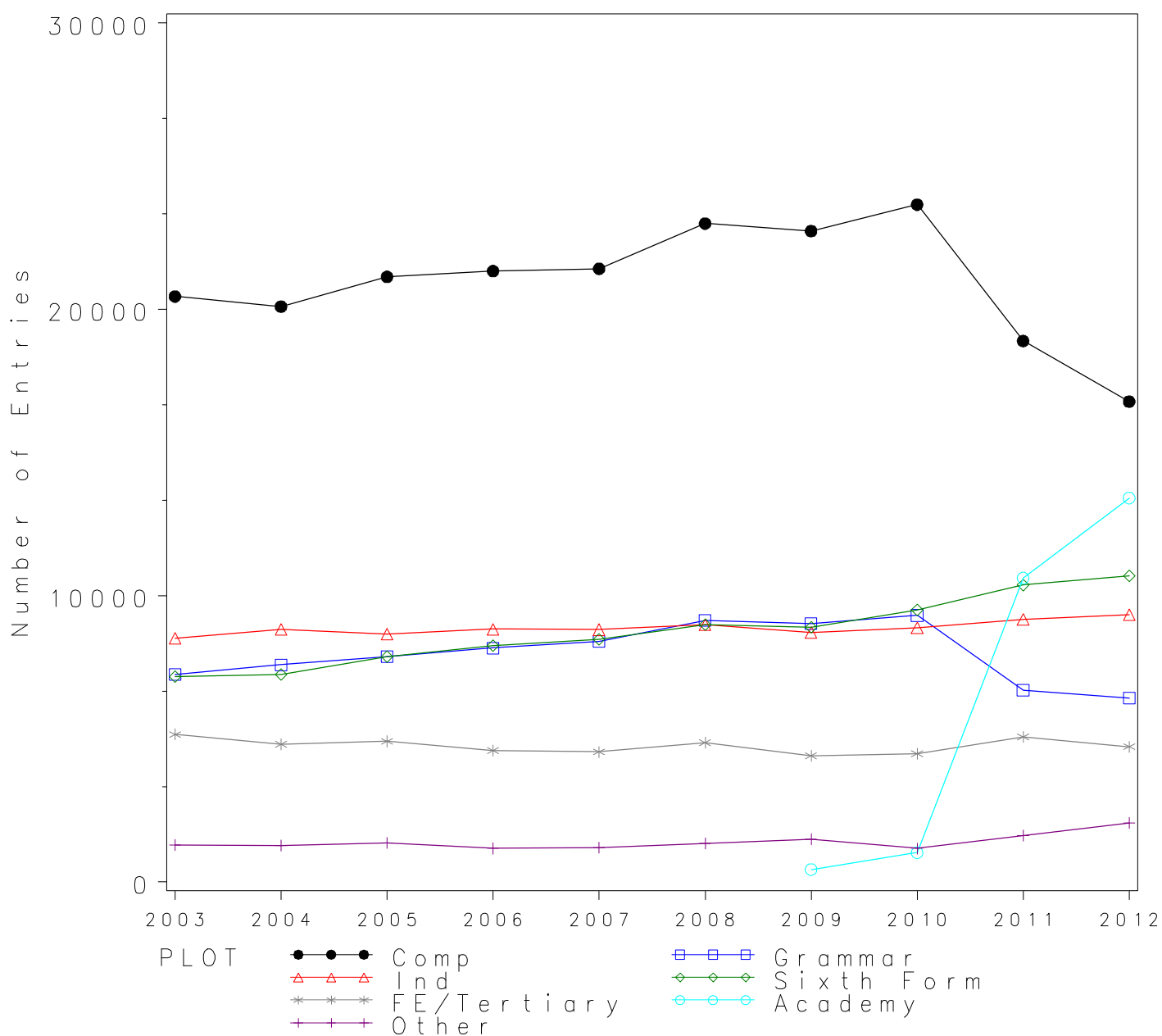
School type	2003	2004	2005	2006	2007	2008	2009	2010	2011	2012
Comprehensive	14683	14997	15615	16352	16336	17569	17943	18805	14532	13511
Grammar	2665	2779	3020	2880	2987	3008	3013	2824	1900	1746
Independent	5729	5985	5806	6160	6194	6274	6260	6278	5973	6024
Sixth Form	6964	7165	7792	8478	8869	9169	9769	10274	10371	10936
FE/Tertiary	5748	5519	5608	5618	5975	6190	6253	6323	6022	5614
Academy	377	844	6793	8223
Other	1455	1506	1671	1443	1381	1507	1622	1526	1432	1358



Numbers of GCE A Level entries in BIOLOGY by school type 2003- 2012

School type	2003	2004	2005	2006	2007	2008	2009	2010	2011	2012
Comprehensive	20447	20092	21133	21334	21413	22993	22731	23653	18892	16776
Grammar	7247	7587	7871	8172	8403	9133	9020	9312	6696	6421
Independent	8514	8820	8654	8832	8817	8989	8711	8878	9171	9333
Sixth Form	7169	7250	7868	8252	8474	8990	8895	9499	10371	10695
FE/Tertiary	5158	4812	4914	4593	4546	4867	4408	4486	5071	4725
Academy	439	1026	10617	13408
Other	1294	1275	1369	1176	1207	1344	1496	1173	1620	2064

GCE A Level BIOLOGY Entries by school type 2003–2012



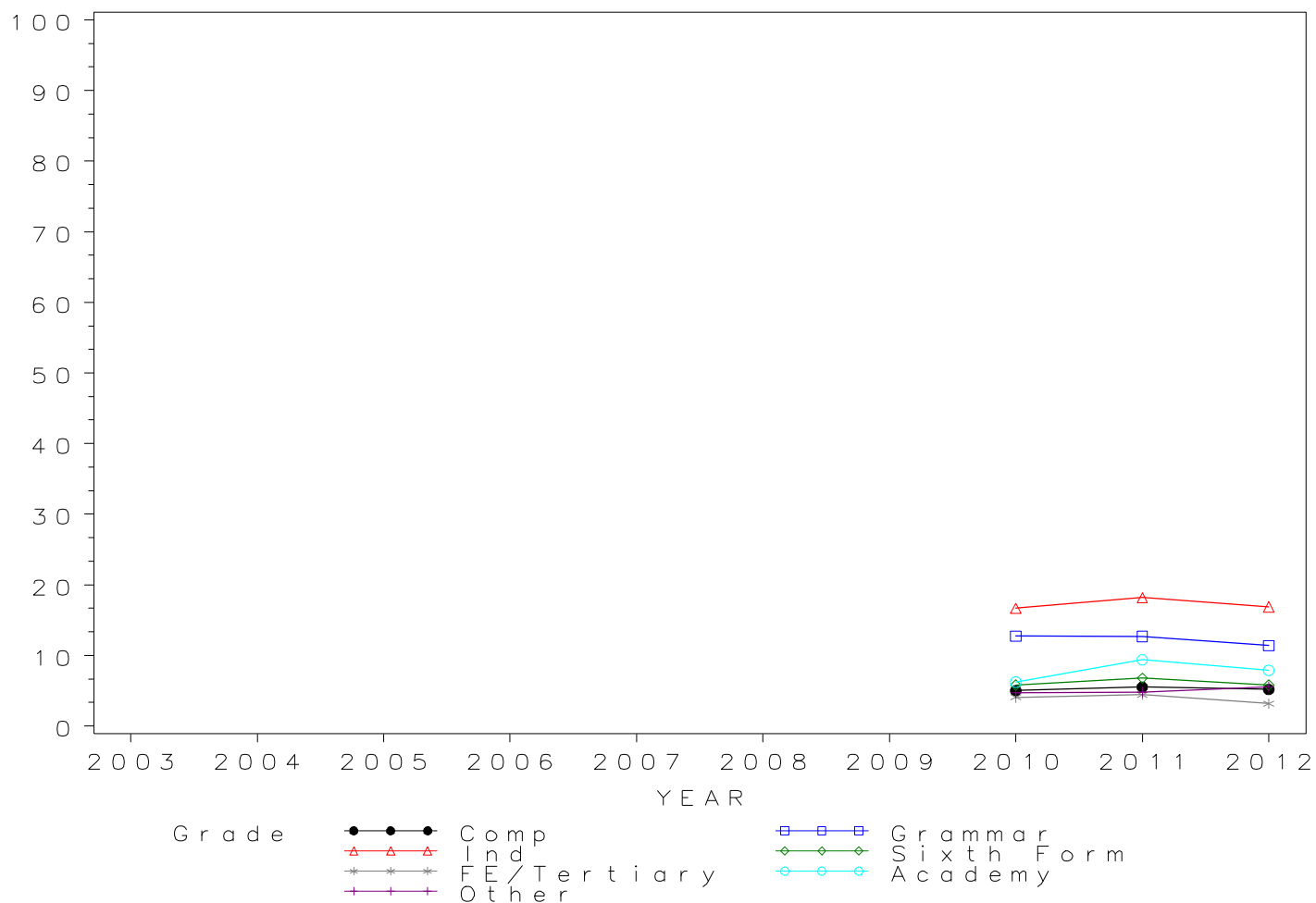
GCE A Level BIOLOGY Grade A by school type 2003- 2012
Cumulative Percentages*

School type	2003	2004	2005	2006	2007	2008	2009	2010	2011	2012
Comprehensive	5.0	5.5	5.2
Grammar	12.8	12.7	11.4
Independent	16.7	18.2	16.9
Sixth Form	5.8	6.8	5.8
FE/Tertiary	4.1	4.4	3.2
Academy	6.2	9.4	7.9
Other	4.7	4.8	5.6

Cumulative Numbers

School type	2003	2004	2005	2006	2007	2008	2009	2010	2011	2012
Comprehensive	1190	1042	872
Grammar	1188	849	733
Independent	1483	1669	1577
Sixth Form	551	705	620
FE/Tertiary	183	225	150
Academy	64	998	1059
Other	55	78	115

Cumulative % at Grade A* by school type



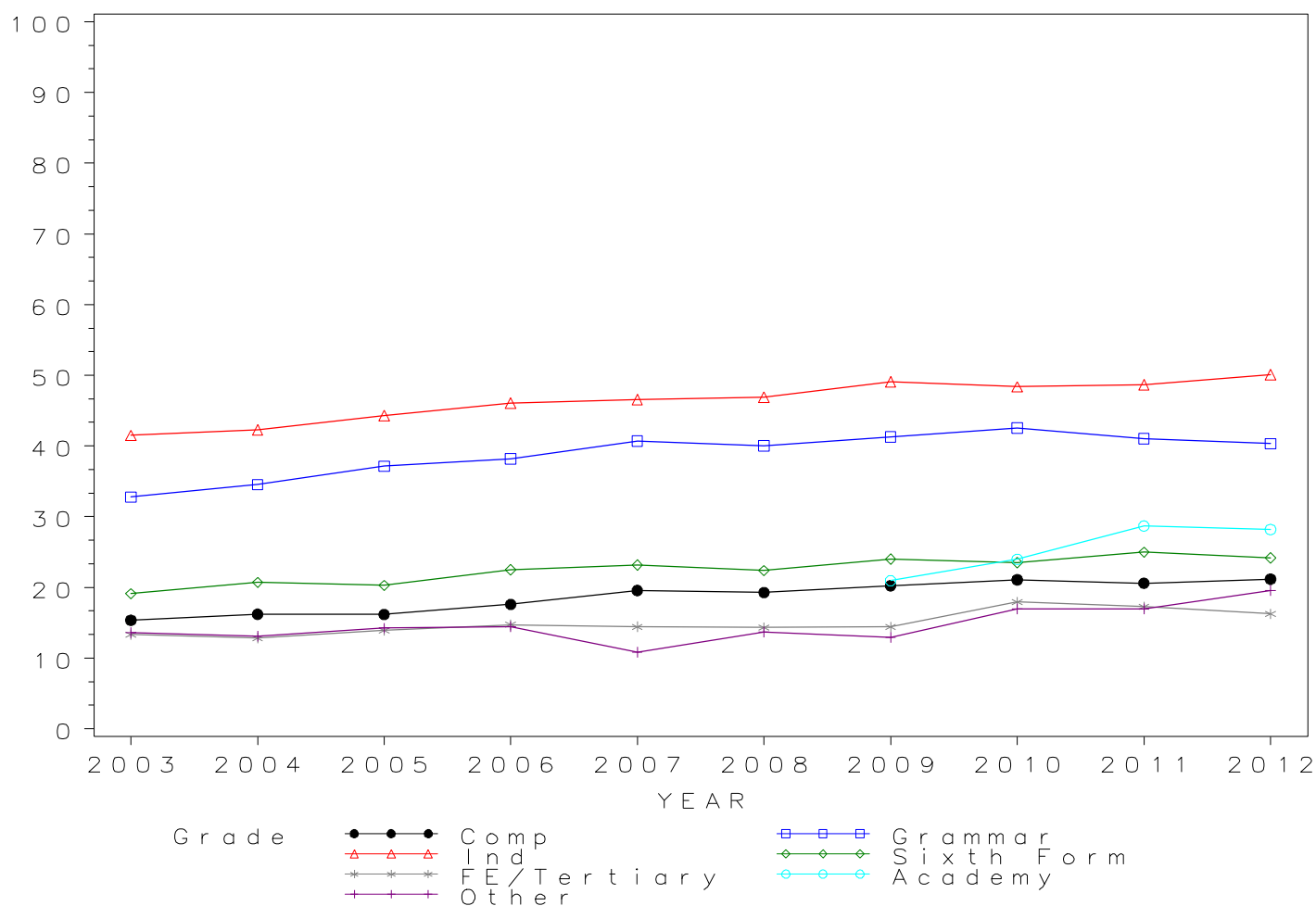
*GCE A Level BIOLOGY Grade A by school type 2003- 2012
Cumulative Percentages*

School type	2003	2004	2005	2006	2007	2008	2009	2010	2011	2012
Comprehensive	15.4	16.2	16.2	17.6	19.6	19.3	20.2	21.1	20.6	21.2
Grammar	32.8	34.5	37.1	38.2	40.7	40.1	41.3	42.6	41.0	40.3
Independent	41.5	42.3	44.3	46.1	46.6	46.9	49.1	48.4	48.7	50.1
Sixth Form	19.1	20.7	20.3	22.5	23.2	22.4	24.0	23.5	25.0	24.2
FE/Tertiary	13.3	12.9	13.9	14.7	14.5	14.3	14.4	17.9	17.3	16.3
Academy	21.0	24.0	28.7	28.2
Other	13.6	13.1	14.2	14.5	10.9	13.7	13.0	17.0	17.0	19.6

Cumulative Numbers

School type	2003	2004	2005	2006	2007	2008	2009	2010	2011	2012
Comprehensive	3142	3257	3417	3753	4191	4438	4603	4989	3892	3553
Grammar	2376	2621	2924	3122	3422	3658	3725	3964	2748	2590
Independent	3533	3731	3834	4072	4109	4216	4277	4297	4466	4676
Sixth Form	1369	1501	1597	1857	1966	2014	2135	2232	2593	2588
FE/Tertiary	687	619	683	676	657	697	636	804	875	769
Academy	92	246	3047	3781
Other	176	167	195	170	131	184	194	199	275	404

Cumulative % at Grade A by school type



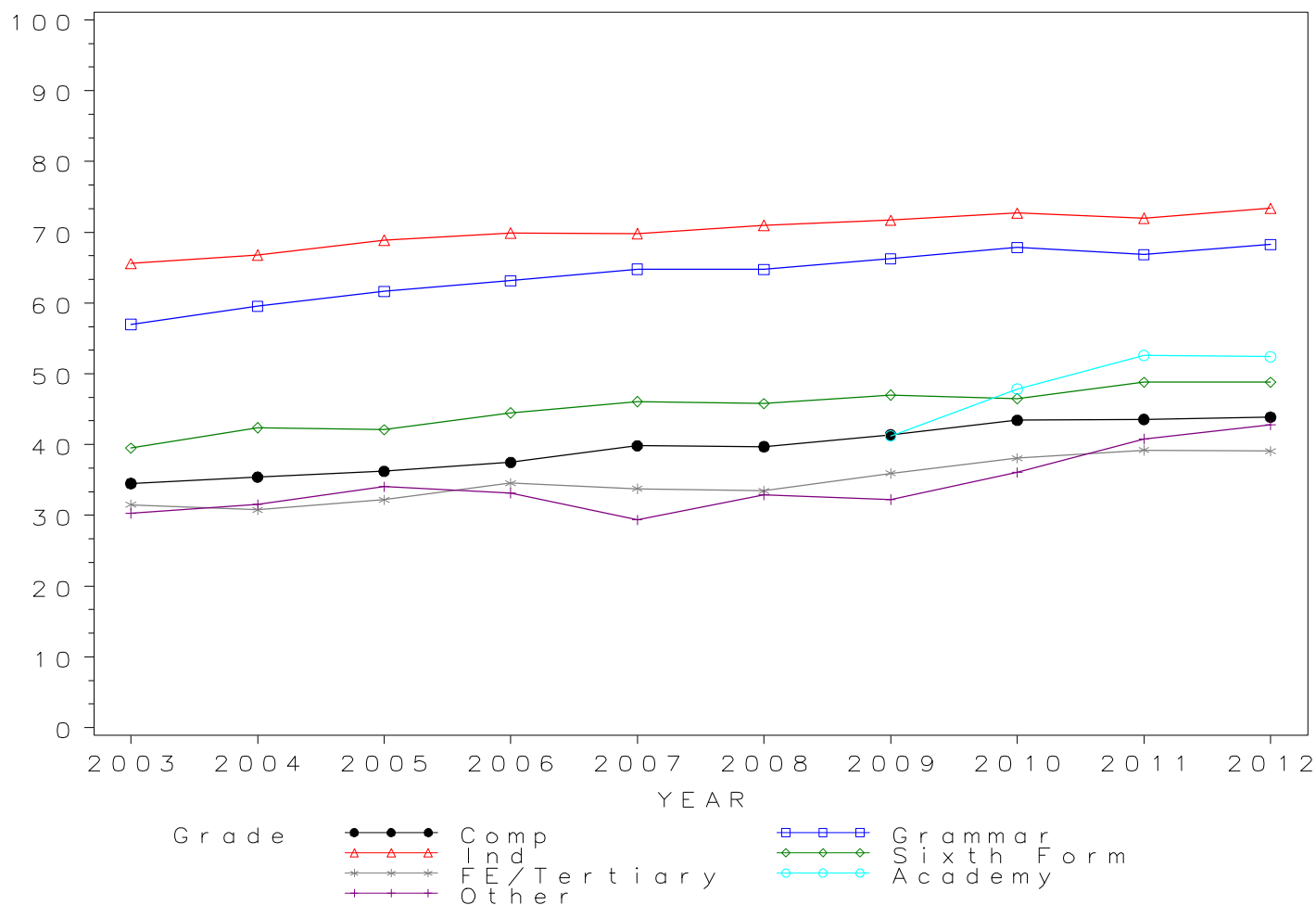
*GCE A Level BIOLOGY Grade B by school type 2003- 2012
Cumulative Percentages*

School type	2003	2004	2005	2006	2007	2008	2009	2010	2011	2012
Comprehensive	34.5	35.4	36.2	37.5	39.8	39.7	41.4	43.4	43.6	43.9
Grammar	57.0	59.5	61.6	63.2	64.8	64.8	66.2	67.8	66.8	68.2
Independent	65.6	66.8	68.9	69.9	69.8	71.0	71.7	72.7	72.0	73.4
Sixth Form	39.5	42.4	42.1	44.5	46.1	45.8	47.0	46.5	48.8	48.8
FE/Tertiary	31.5	30.8	32.2	34.5	33.8	33.5	35.9	38.1	39.2	39.1
Academy	41.2	47.9	52.6	52.4
Other	30.3	31.5	34.0	33.2	29.3	32.9	32.2	36.1	40.8	42.8

Cumulative Numbers

School type	2003	2004	2005	2006	2007	2008	2009	2010	2011	2012
Comprehensive	7054	7114	7653	7996	8531	9128	9409	10275	8230	7361
Grammar	4131	4517	4852	5162	5444	5914	5975	6316	4475	4382
Independent	5585	5892	5963	6174	6154	6382	6246	6454	6603	6850
Sixth Form	2832	3074	3312	3672	3907	4117	4181	4417	5061	5219
FE/Tertiary	1625	1481	1582	1586	1535	1629	1584	1708	1989	1846
Academy	181	491	5585	7026
Other	392	402	466	390	354	442	482	423	661	883

Cumulative % at Grade B by school type



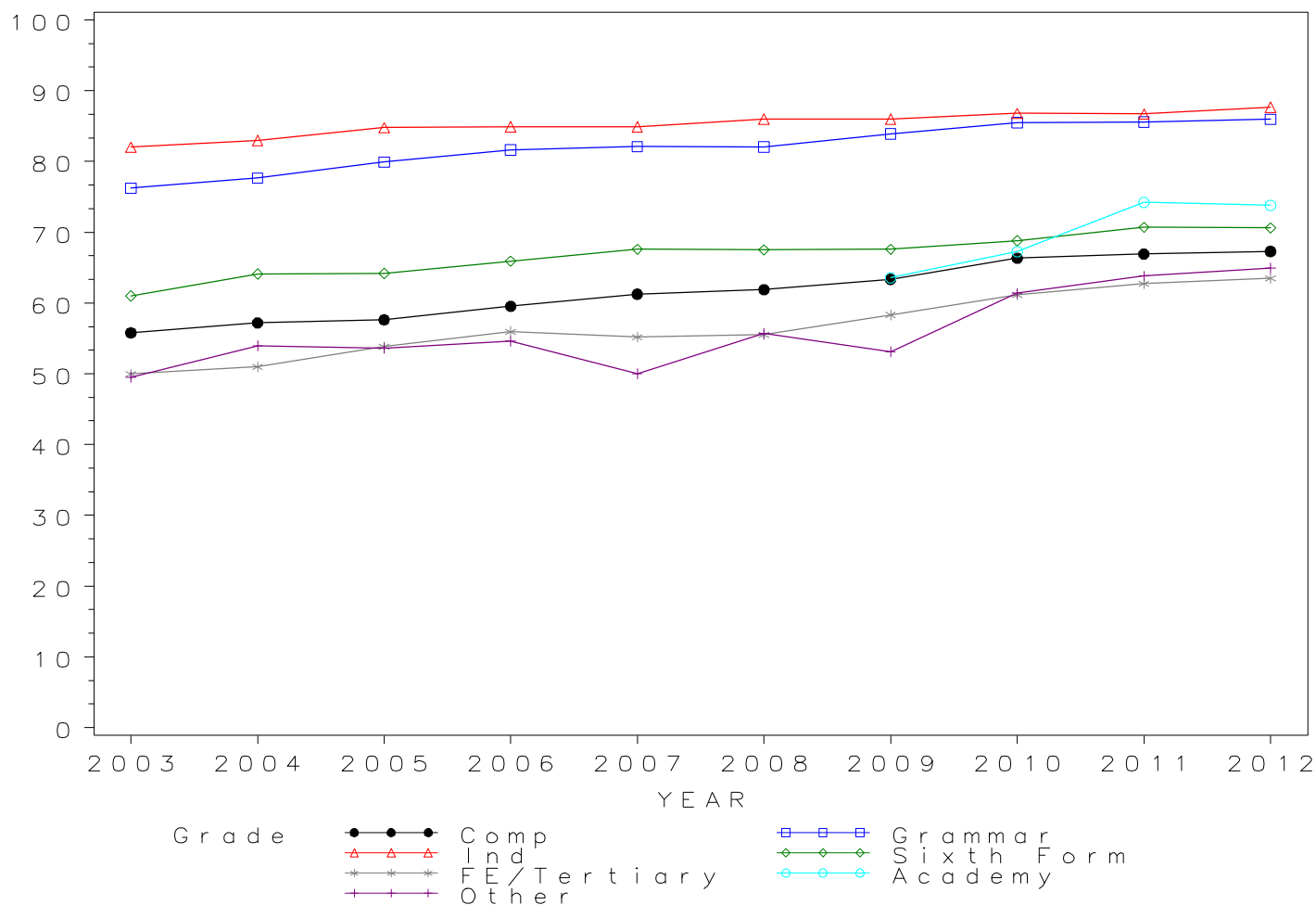
*GCE A Level BIOLOGY Grade C by school type 2003- 2012
Cumulative Percentages*

School type	2003	2004	2005	2006	2007	2008	2009	2010	2011	2012
Comprehensive	55.8	57.2	57.6	59.5	61.3	61.9	63.4	66.4	66.9	67.3
Grammar	76.3	77.7	79.9	81.6	82.1	82.1	83.9	85.5	85.6	86.0
Independent	82.0	83.0	84.8	84.9	84.9	86.0	86.0	86.8	86.7	87.7
Sixth Form	61.0	64.1	64.2	65.9	67.6	67.5	67.6	68.8	70.7	70.6
FE/Tertiary	50.0	51.0	53.8	56.0	55.2	55.5	58.3	61.2	62.7	63.5
Academy	63.6	67.3	74.2	73.8
Other	49.5	54.0	53.6	54.6	50.0	55.7	53.1	61.4	63.8	65.0

Cumulative Numbers

School type	2003	2004	2005	2006	2007	2008	2009	2010	2011	2012
Comprehensive	11408	11489	12180	12704	13117	14228	14401	15694	12642	11290
Grammar	5526	5893	6291	6672	6898	7495	7567	7963	5731	5520
Independent	6981	7321	7339	7498	7486	7731	7491	7706	7951	8185
Sixth Form	4373	4647	5051	5438	5728	6068	6013	6535	7332	7551
FE/Tertiary	2579	2454	2645	2571	2509	2702	2571	2744	3181	2999
Academy	279	690	7878	9895
Other	641	688	734	642	604	749	795	720	1034	1341

Cumulative % at Grade C by school type



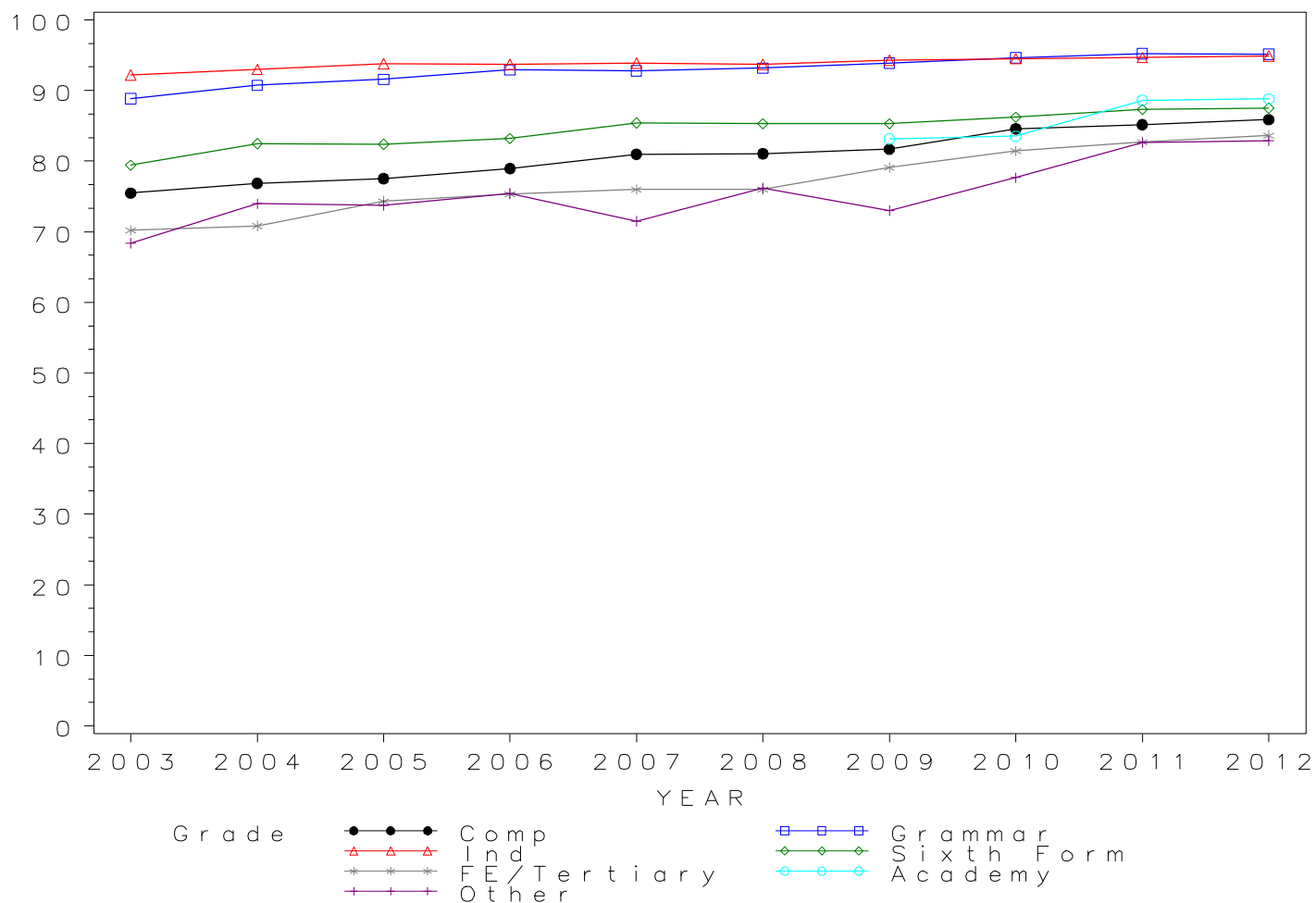
*GCE A Level BIOLOGY Grade D by school type 2003- 2012
Cumulative Percentages*

School type	2003	2004	2005	2006	2007	2008	2009	2010	2011	2012
Comprehensive	75.5	76.9	77.5	78.9	81.0	81.1	81.7	84.6	85.2	85.9
Grammar	88.8	90.7	91.6	92.9	92.8	93.2	93.9	94.6	95.3	95.1
Independent	92.2	93.0	93.8	93.7	93.9	93.7	94.3	94.5	94.7	94.9
Sixth Form	79.4	82.5	82.4	83.2	85.4	85.3	85.3	86.2	87.3	87.5
FE/Tertiary	70.2	70.8	74.3	75.3	76.0	76.0	79.1	81.4	82.7	83.6
Academy	83.1	83.5	88.6	88.8
Other	68.4	74.0	73.8	75.4	71.5	76.2	73.0	77.7	82.6	82.8

Cumulative Numbers

School type	2003	2004	2005	2006	2007	2008	2009	2010	2011	2012
Comprehensive	15435	15442	16385	16843	17340	18639	18568	20007	16089	14404
Grammar	6438	6885	7210	7595	7797	8509	8468	8813	6378	6108
Independent	7850	8203	8117	8276	8279	8423	8214	8390	8685	8857
Sixth Form	5692	5981	6483	6866	7237	7668	7587	8188	9054	9358
FE/Tertiary	3620	3408	3653	3460	3454	3700	3486	3653	4195	3952
Academy	365	857	9407	11906
Other	885	943	1010	887	863	1024	1092	911	1338	1710

Cumulative % at Grade D by school type

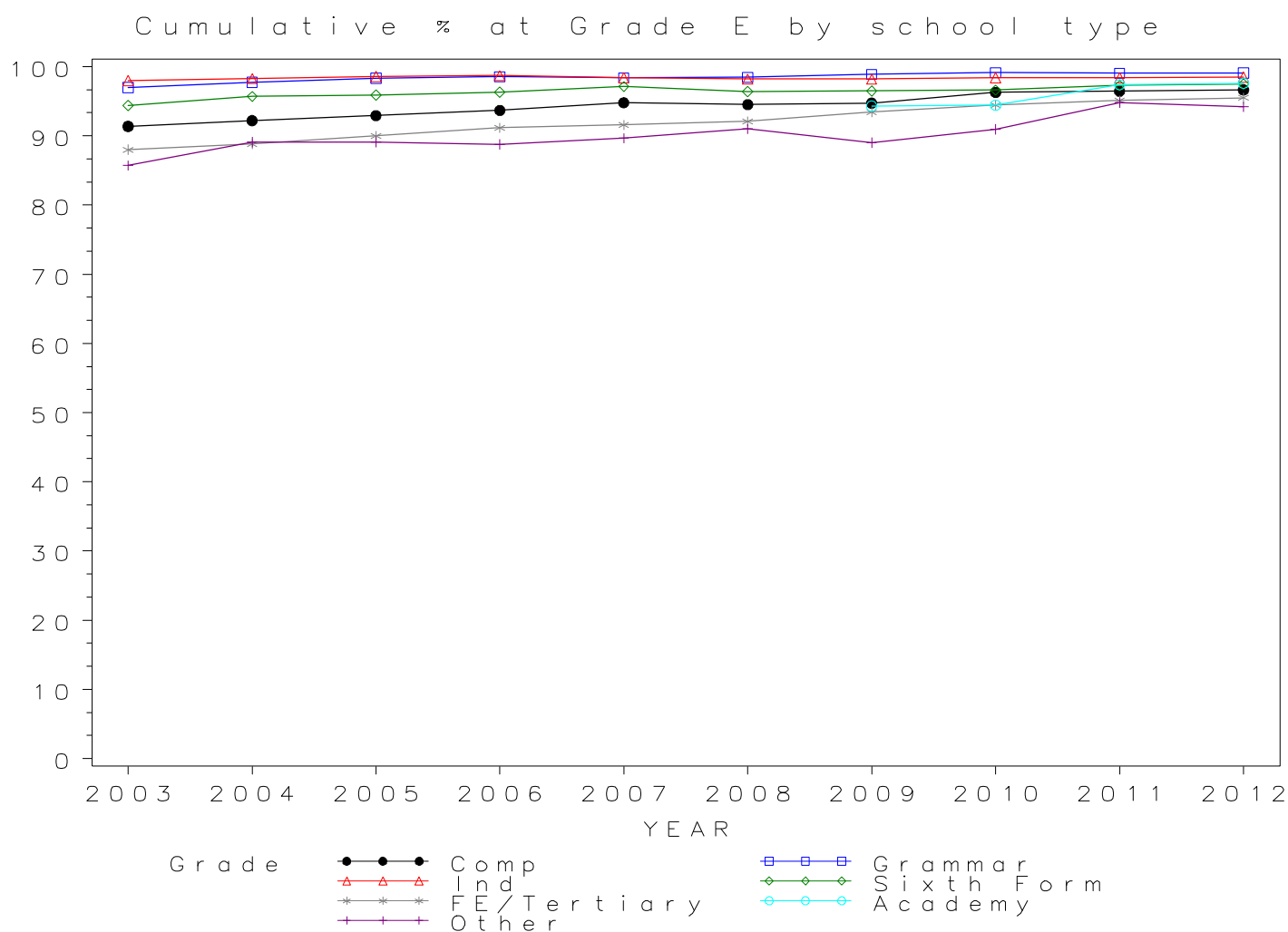


*GCE A Level BIOLOGY Grade E by school type 2003- 2012
Cumulative Percentages*

School type	2003	2004	2005	2006	2007	2008	2009	2010	2011	2012
Comprehensive	91.4	92.2	92.9	93.7	94.8	94.5	94.7	96.3	96.4	96.6
Grammar	97.0	97.8	98.3	98.5	98.4	98.5	98.9	99.1	99.1	99.1
Independent	98.0	98.3	98.6	98.7	98.4	98.2	98.2	98.4	98.4	98.5
Sixth Form	94.4	95.7	95.9	96.3	97.1	96.4	96.5	96.6	97.3	97.5
FE/Tertiary	88.0	88.8	90.0	91.2	91.6	92.1	93.4	94.4	95.1	95.5
Academy	94.3	94.4	97.4	97.6
Other	85.7	89.1	89.1	88.8	89.6	91.0	89.0	91.0	94.8	94.2

Cumulative Numbers

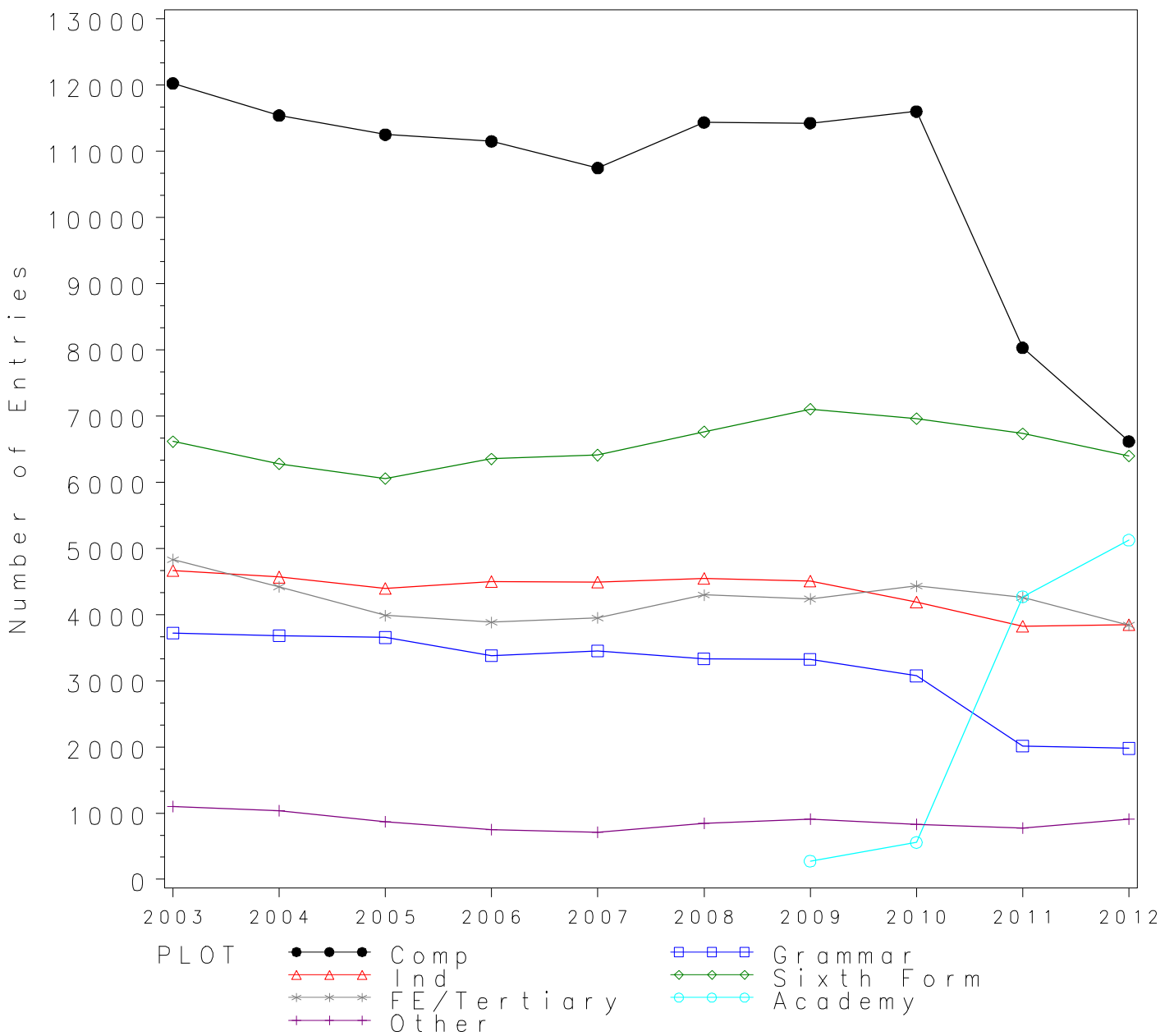
School type	2003	2004	2005	2006	2007	2008	2009	2010	2011	2012
Comprehensive	18681	18525	19637	19983	20298	21728	21531	22769	18218	16214
Grammar	7030	7417	7740	8052	8268	8994	8920	9230	6633	6362
Independent	8344	8670	8533	8717	8676	8827	8554	8736	9024	9193
Sixth Form	6768	6938	7545	7947	8228	8666	8584	9176	10091	10428
FE/Tertiary	4539	4273	4422	4188	4164	4481	4118	4237	4823	4512
Academy	414	969	10341	13086
Other	1109	1136	1220	1044	1082	1223	1332	1067	1536	1944



Numbers of GCE A Level entries in BUSINESS STUDIES by school type 2003- 2012

School type	2003	2004	2005	2006	2007	2008	2009	2010	2011	2012
Comprehensive	12024	11538	11250	11148	10746	11434	11423	11599	8030	6615
Grammar	3721	3682	3653	3380	3451	3334	3321	3074	2016	1979
Independent	4667	4566	4396	4501	4492	4546	4507	4188	3824	3850
Sixth Form	6614	6278	6056	6351	6408	6761	7100	6961	6732	6395
FE/Tertiary	4828	4420	3986	3882	3950	4296	4237	4430	4258	3839
Academy	276	557	4269	5123
Other	1102	1038	872	754	711	846	911	832	777	909

GCE A Level BUSINESS STUDIES Entries by school type 2003–2012



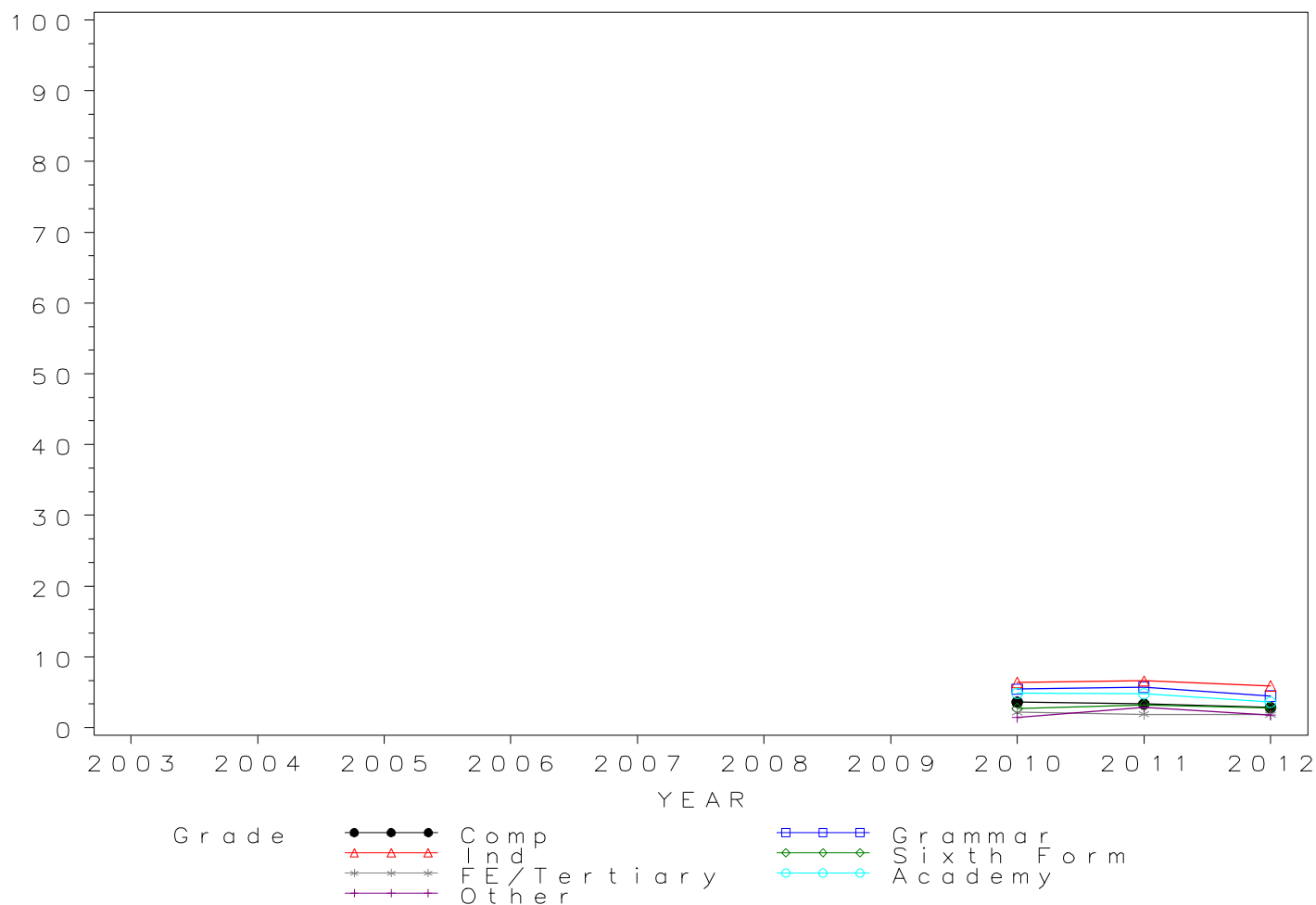
GCE A Level BUSINESS STUDIES Grade A by school type 2003- 2012
Cumulative Percentages*

School type	2003	2004	2005	2006	2007	2008	2009	2010	2011	2012
Comprehensive	3.6	3.4	2.9
Grammar	5.4	5.8	4.5
Independent	6.4	6.6	5.9
Sixth Form	2.7	3.2	2.8
FE/Tertiary	2.2	1.9	1.8
Academy	4.8	4.8	3.6
Other	1.4	2.8	1.8

Cumulative Numbers

School type	2003	2004	2005	2006	2007	2008	2009	2010	2011	2012
Comprehensive	420	270	189
Grammar	167	116	89
Independent	268	252	227
Sixth Form	188	215	179
FE/Tertiary	97	80	70
Academy	27	205	184
Other	12	22	16

Cumulative % at Grade A* by school type



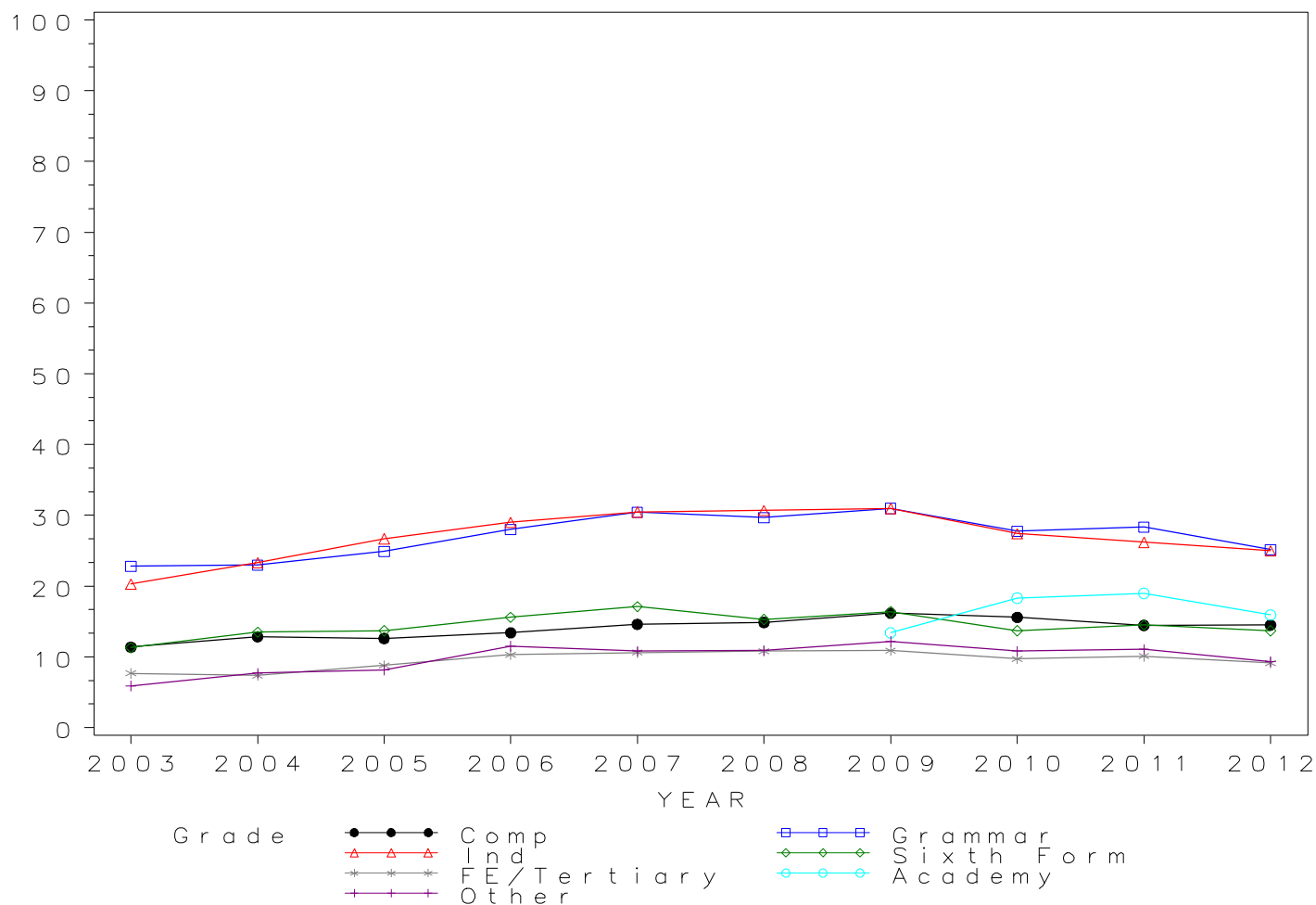
*GCE A Level BUSINESS STUDIES Grade A by school type 2003- 2012
Cumulative Percentages*

School type	2003	2004	2005	2006	2007	2008	2009	2010	2011	2012
Comprehensive	11.4	12.9	12.6	13.4	14.6	14.9	16.2	15.6	14.5	14.5
Grammar	22.8	23.0	24.9	28.0	30.5	29.7	31.0	27.7	28.3	25.2
Independent	20.3	23.3	26.7	29.0	30.5	30.7	31.0	27.4	26.2	25.0
Sixth Form	11.3	13.5	13.7	15.6	17.1	15.3	16.4	13.7	14.5	13.7
FE/Tertiary	7.7	7.4	8.8	10.3	10.6	10.8	10.9	9.8	10.1	9.2
Academy	13.4	18.3	19.0	15.9
Other	5.9	7.7	8.1	11.5	10.8	10.9	12.2	10.8	11.1	9.4

Cumulative Numbers

School type	2003	2004	2005	2006	2007	2008	2009	2010	2011	2012
Comprehensive	1368	1483	1419	1497	1570	1701	1848	1810	1161	959
Grammar	849	846	910	947	1051	990	1029	853	571	498
Independent	947	1064	1174	1305	1370	1396	1397	1148	1002	963
Sixth Form	747	848	830	991	1096	1034	1164	954	976	876
FE/Tertiary	371	326	350	401	419	466	462	432	430	352
Academy	37	102	811	815
Other	65	80	71	87	77	92	111	90	86	85

Cumulative % at Grade A by school type



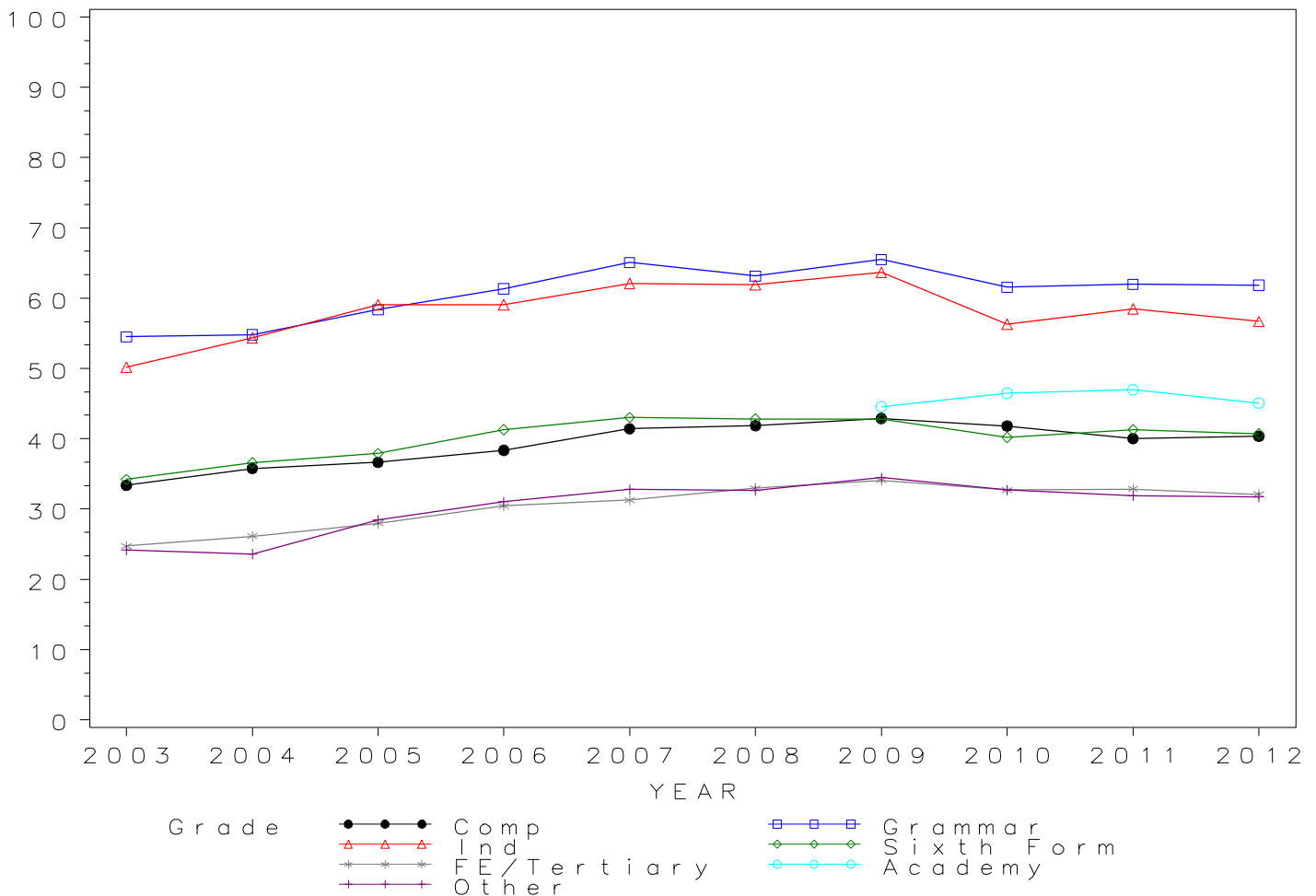
*GCE A Level BUSINESS STUDIES Grade B by school type 2003- 2012
Cumulative Percentages*

School type	2003	2004	2005	2006	2007	2008	2009	2010	2011	2012
Comprehensive	33.4	35.8	36.7	38.4	41.4	41.9	42.9	41.8	40.0	40.4
Grammar	54.5	54.8	58.4	61.4	65.1	63.2	65.5	61.5	62.0	61.8
Independent	50.2	54.4	59.1	59.1	62.1	61.9	63.7	56.3	58.5	56.7
Sixth Form	34.2	36.6	37.9	41.3	43.0	42.8	42.8	40.2	41.3	40.7
FE/Tertiary	24.7	26.1	28.0	30.4	31.3	33.0	34.1	32.7	32.8	32.1
Academy	44.6	46.5	47.0	45.1
Other	24.1	23.6	28.4	31.0	32.8	32.6	34.5	32.7	31.9	31.7

Cumulative Numbers

School type	2003	2004	2005	2006	2007	2008	2009	2010	2011	2012
Comprehensive	4013	4128	4124	4276	4453	4788	4899	4851	3214	2670
Grammar	2028	2018	2132	2074	2246	2106	2175	1892	1249	1224
Independent	2343	2484	2598	2660	2790	2814	2871	2358	2237	2183
Sixth Form	2262	2298	2295	2623	2755	2894	3039	2798	2780	2603
FE/Tertiary	1194	1155	1115	1182	1235	1417	1445	1449	1398	1232
Academy	123	259	2006	2310
Other	266	245	248	234	233	276	314	272	248	288

Cumulative % at Grade B by school type



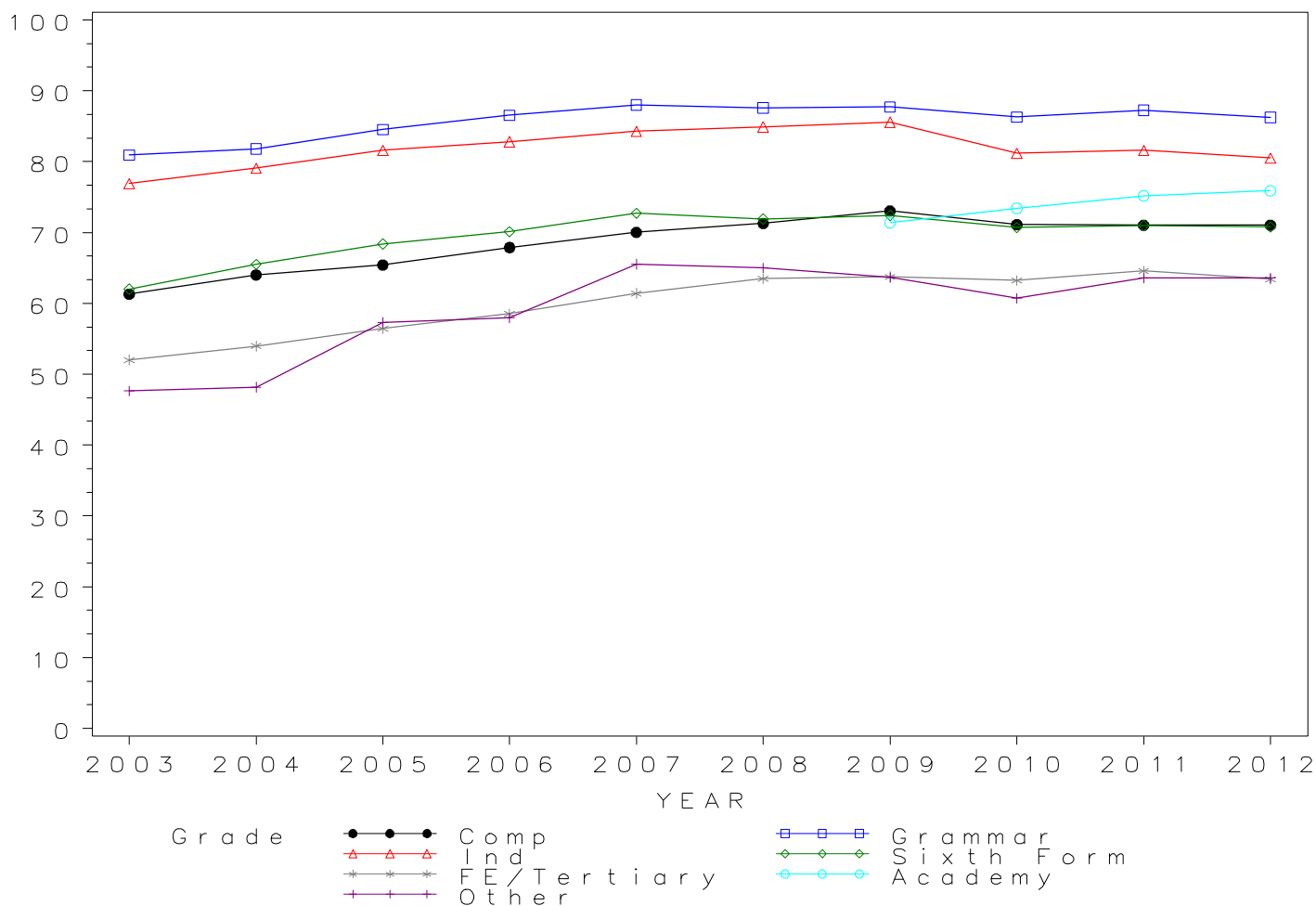
*GCE A Level BUSINESS STUDIES Grade C by school type 2003- 2012
Cumulative Percentages*

School type	2003	2004	2005	2006	2007	2008	2009	2010	2011	2012
Comprehensive	61.3	64.0	65.4	67.9	70.0	71.3	73.1	71.1	71.0	71.1
Grammar	80.9	81.8	84.5	86.5	88.0	87.6	87.7	86.3	87.3	86.3
Independent	76.9	79.1	81.6	82.8	84.3	84.9	85.6	81.2	81.6	80.5
Sixth Form	62.0	65.5	68.4	70.1	72.7	71.9	72.4	70.7	71.0	70.8
FE/Tertiary	52.0	54.0	56.5	58.6	61.4	63.5	63.8	63.3	64.6	63.4
Academy	71.4	73.4	75.2	75.9
Other	47.6	48.2	57.3	58.0	65.5	65.0	63.7	60.7	63.6	63.6

Cumulative Numbers

School type	2003	2004	2005	2006	2007	2008	2009	2010	2011	2012
Comprehensive	7369	7386	7359	7567	7526	8152	8345	8249	5703	4700
Grammar	3012	3013	3088	2925	3038	2921	2913	2653	1759	1707
Independent	3589	3612	3587	3727	3787	3860	3858	3401	3120	3099
Sixth Form	4101	4112	4142	4452	4659	4861	5140	4921	4780	4528
FE/Tertiary	2512	2386	2251	2273	2426	2727	2702	2802	2749	2435
Academy	197	409	3210	3888
Other	525	500	500	437	466	550	580	505	494	578

Cumulative % at Grade C by school type



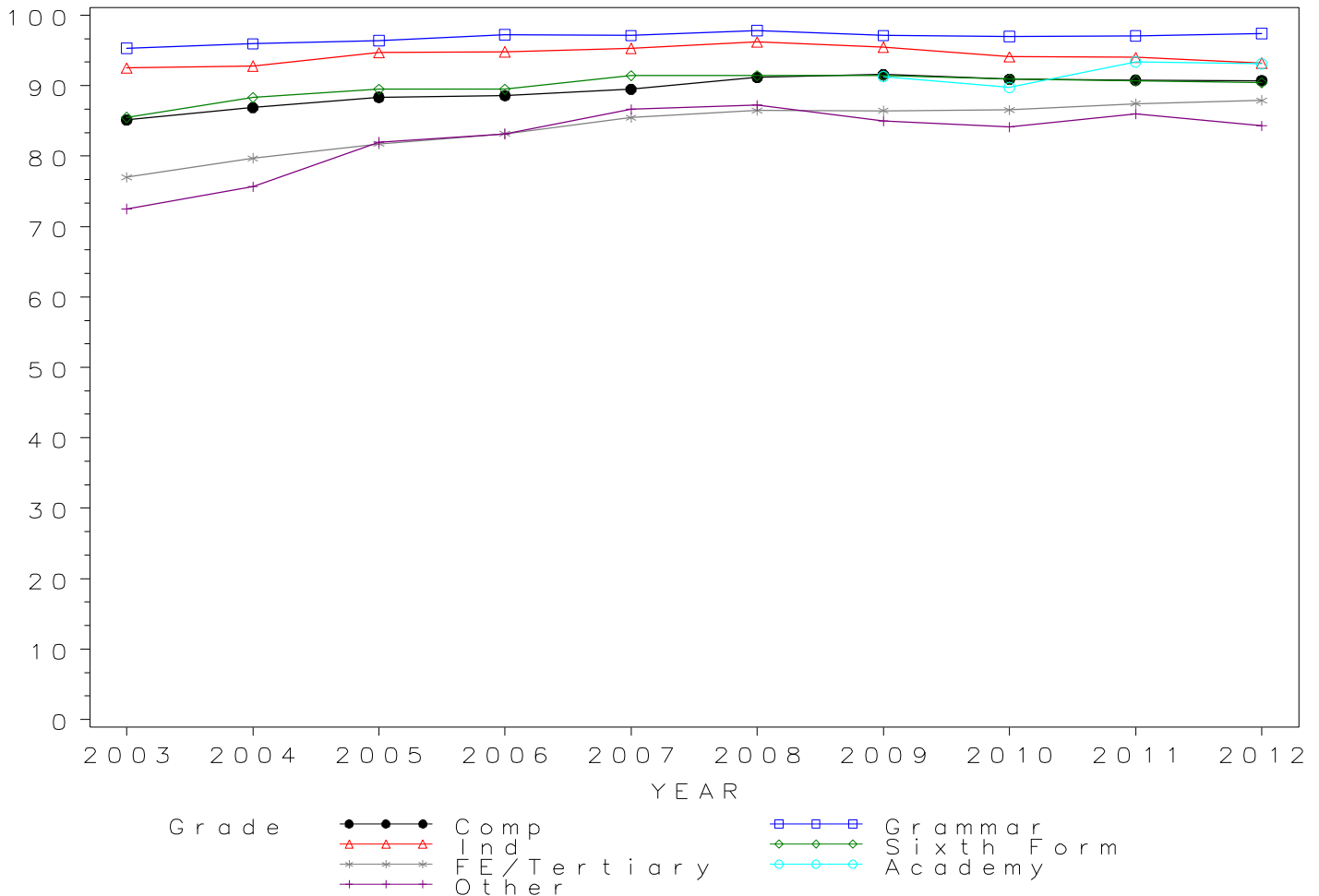
*GCE A Level BUSINESS STUDIES Grade D by school type 2003- 2012
Cumulative Percentages*

School type	2003	2004	2005	2006	2007	2008	2009	2010	2011	2012
Comprehensive	85.1	86.9	88.3	88.6	89.5	91.1	91.6	90.9	90.8	90.7
Grammar	95.3	95.9	96.4	97.2	97.1	97.8	97.1	97.0	97.1	97.4
Independent	92.5	92.8	94.7	94.8	95.3	96.2	95.5	94.1	94.0	93.2
Sixth Form	85.5	88.3	89.5	89.5	91.4	91.4	91.4	90.9	90.7	90.4
FE/Tertiary	77.0	79.7	81.7	83.2	85.5	86.5	86.4	86.6	87.4	87.9
Academy	91.3	89.8	93.4	93.1
Other	72.5	75.6	82.0	83.2	86.6	87.2	85.0	84.1	86.0	84.3

Cumulative Numbers

School type	2003	2004	2005	2006	2007	2008	2009	2010	2011	2012
Comprehensive	10237	10023	9939	9876	9616	10422	10463	10543	7290	6001
Grammar	3546	3532	3521	3287	3351	3261	3225	2982	1957	1928
Independent	4317	4237	4163	4267	4281	4373	4304	3941	3595	3588
Sixth Form	5655	5543	5420	5684	5857	6180	6489	6328	6106	5781
FE/Tertiary	3717	3523	3258	3228	3376	3715	3662	3835	3723	3375
Academy	252	500	3987	4770
Other	799	785	715	627	616	738	774	700	668	766

Cumulative % at Grade D by school type

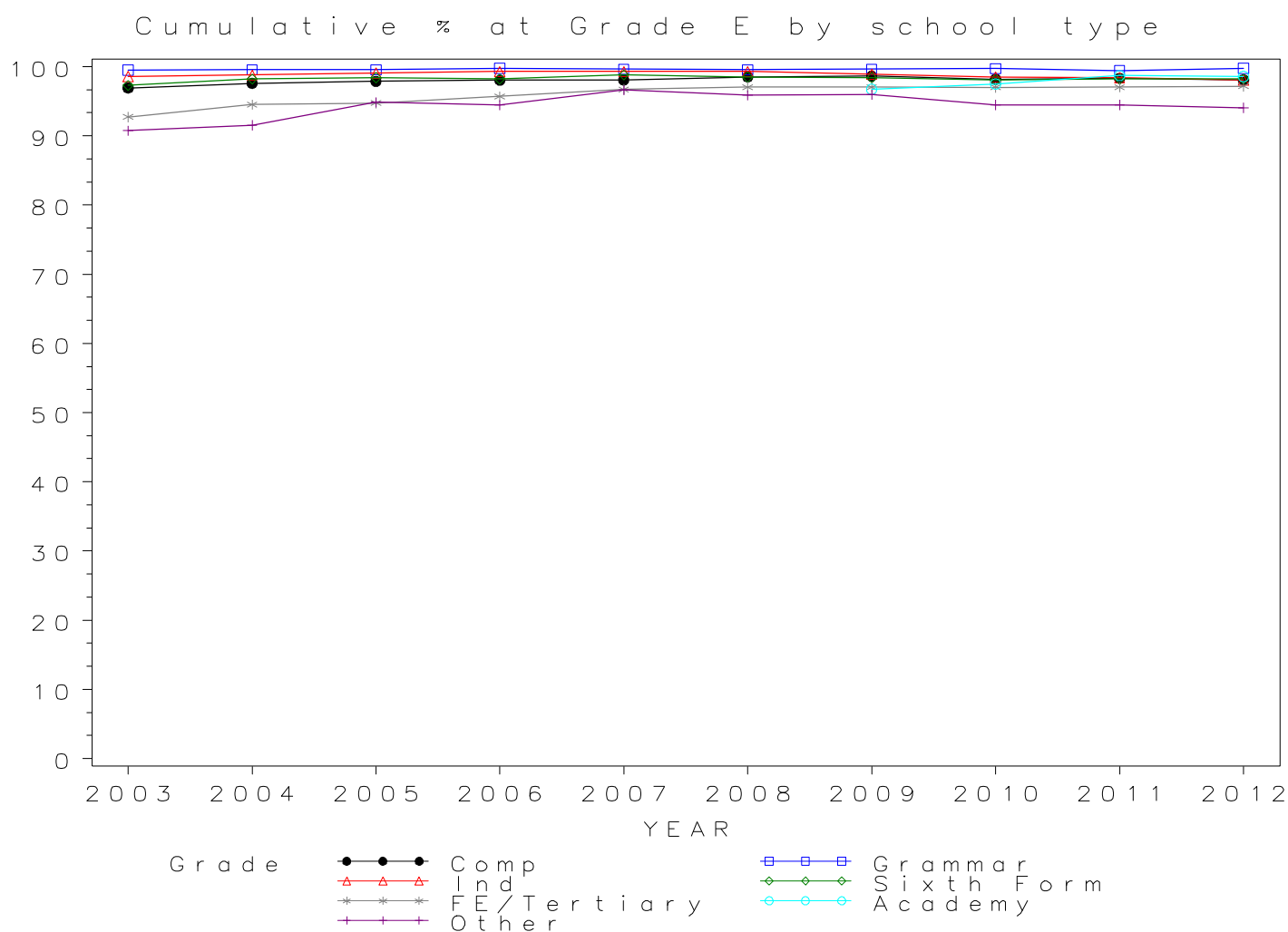


*GCE A Level BUSINESS STUDIES Grade E by school type 2003- 2012
Cumulative Percentages*

School type	2003	2004	2005	2006	2007	2008	2009	2010	2011	2012
Comprehensive	96.9	97.6	97.9	98.0	98.1	98.5	98.6	98.2	98.3	98.1
Grammar	99.5	99.5	99.6	99.8	99.6	99.6	99.6	99.7	99.4	99.7
Independent	98.6	98.8	99.1	99.3	99.3	99.3	98.9	98.5	98.4	98.1
Sixth Form	97.3	98.2	98.4	98.2	98.8	98.5	98.4	98.1	98.2	98.2
FE/Tertiary	92.7	94.5	94.7	95.7	96.7	97.1	97.0	97.0	97.0	97.2
Academy	96.7	97.5	98.7	98.6
Other	90.7	91.5	94.8	94.4	96.6	95.9	95.9	94.5	94.5	94.1

Cumulative Numbers

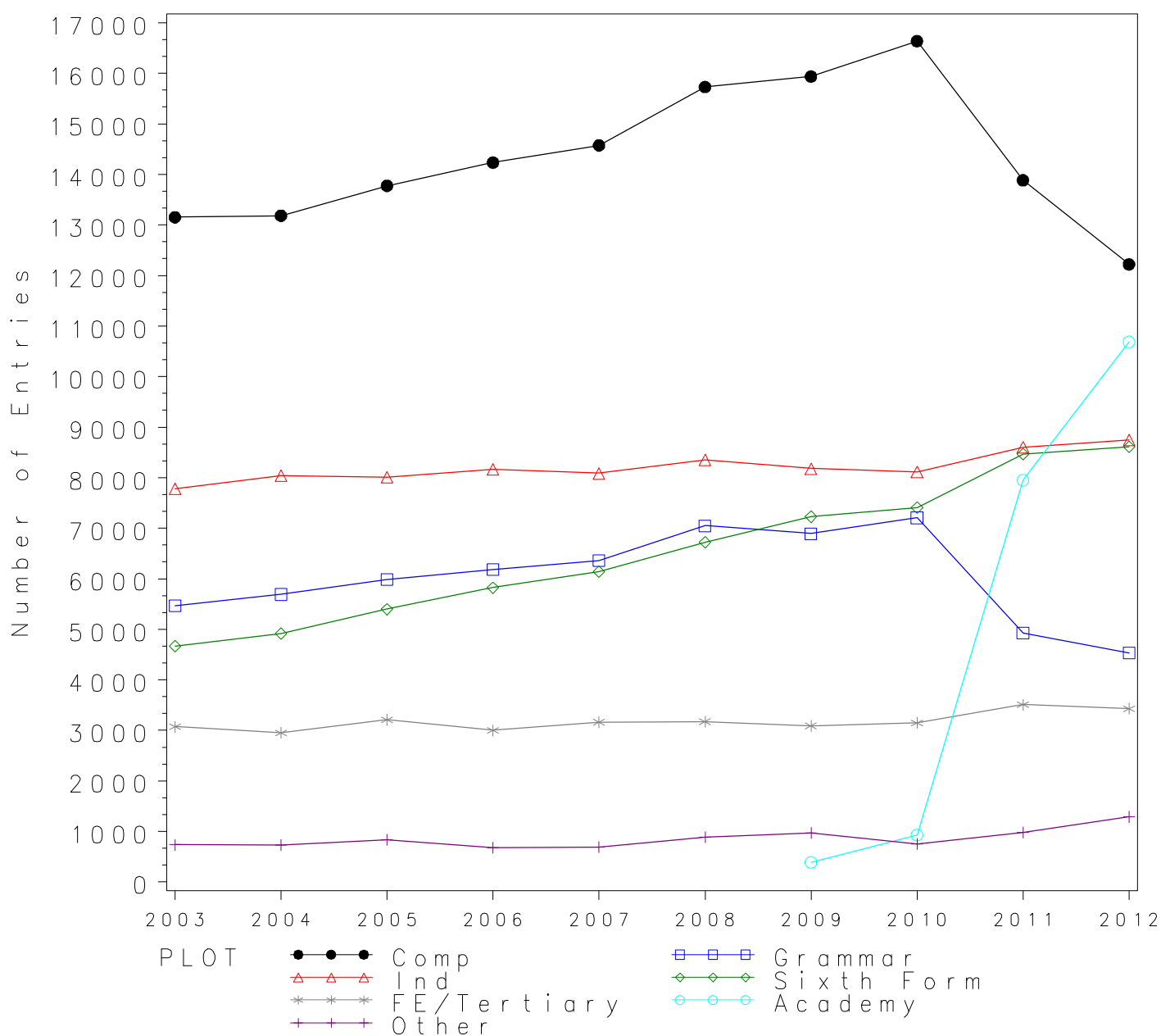
School type	2003	2004	2005	2006	2007	2008	2009	2010	2011	2012
Comprehensive	11654	11260	11011	10928	10538	11265	11266	11387	7895	6488
Grammar	3702	3665	3637	3372	3438	3319	3309	3065	2004	1974
Independent	4602	4511	4356	4469	4461	4514	4457	4125	3763	3777
Sixth Form	6435	6165	5959	6237	6331	6660	6986	6829	6611	6280
FE/Tertiary	4477	4177	3776	3715	3821	4170	4111	4297	4132	3730
Academy	267	543	4214	5051
Other	1000	950	827	712	687	811	874	786	734	855



Numbers of GCE A Level entries in CHEMISTRY by school type 2003- 2012

School type	2003	2004	2005	2006	2007	2008	2009	2010	2011	2012
Comprehensive	13153	13184	13775	14235	14575	15731	15938	16638	13886	12222
Grammar	5470	5692	5983	6182	6357	7049	6893	7207	4928	4531
Independent	7785	8041	8008	8167	8088	8356	8181	8114	8604	8749
Sixth Form	4668	4916	5399	5825	6143	6726	7228	7408	8466	8610
FE/Tertiary	3073	2953	3211	3000	3164	3174	3091	3149	3509	3430
Academy	391	931	7952	10688
Other	738	732	836	682	694	892	971	753	982	1289

GCE A Level CHEMISTRY Entries by school type 2003–2012



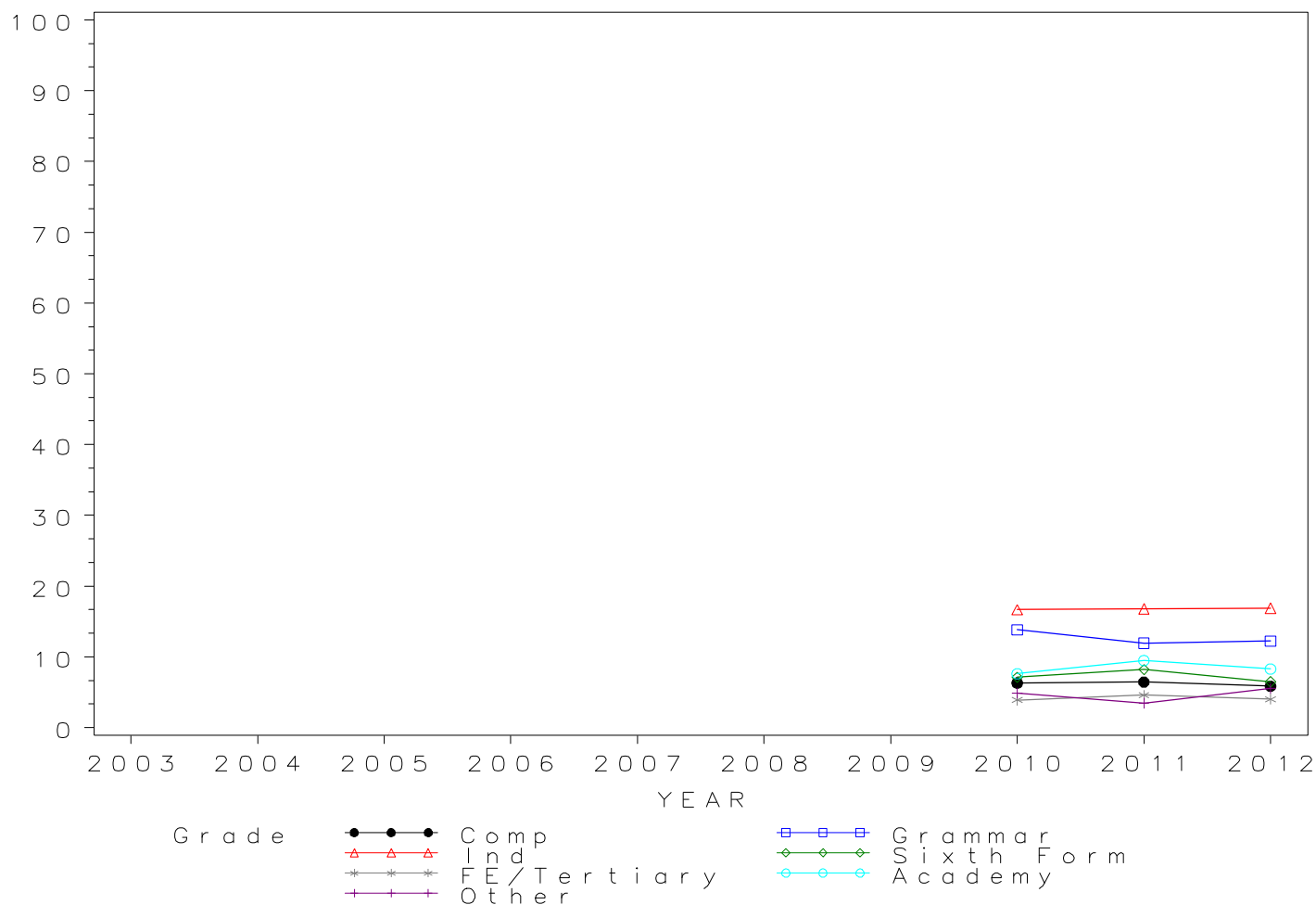
GCE A Level CHEMISTRY Grade A by school type 2003- 2012
Cumulative Percentages*

School type	2003	2004	2005	2006	2007	2008	2009	2010	2011	2012
Comprehensive	6.3	6.5	5.9
Grammar	13.8	12.0	12.2
Independent	16.7	16.8	16.9
Sixth Form	7.1	8.2	6.5
FE/Tertiary	3.9	4.6	4.1
Academy	7.6	9.5	8.3
Other	4.9	3.5	5.5

Cumulative Numbers

School type	2003	2004	2005	2006	2007	2008	2009	2010	2011	2012
Comprehensive	1051	897	718
Grammar	997	589	555
Independent	1355	1445	1479
Sixth Form	526	694	560
FE/Tertiary	123	161	139
Academy	71	755	887
Other	37	34	71

Cumulative % at Grade A* by school type



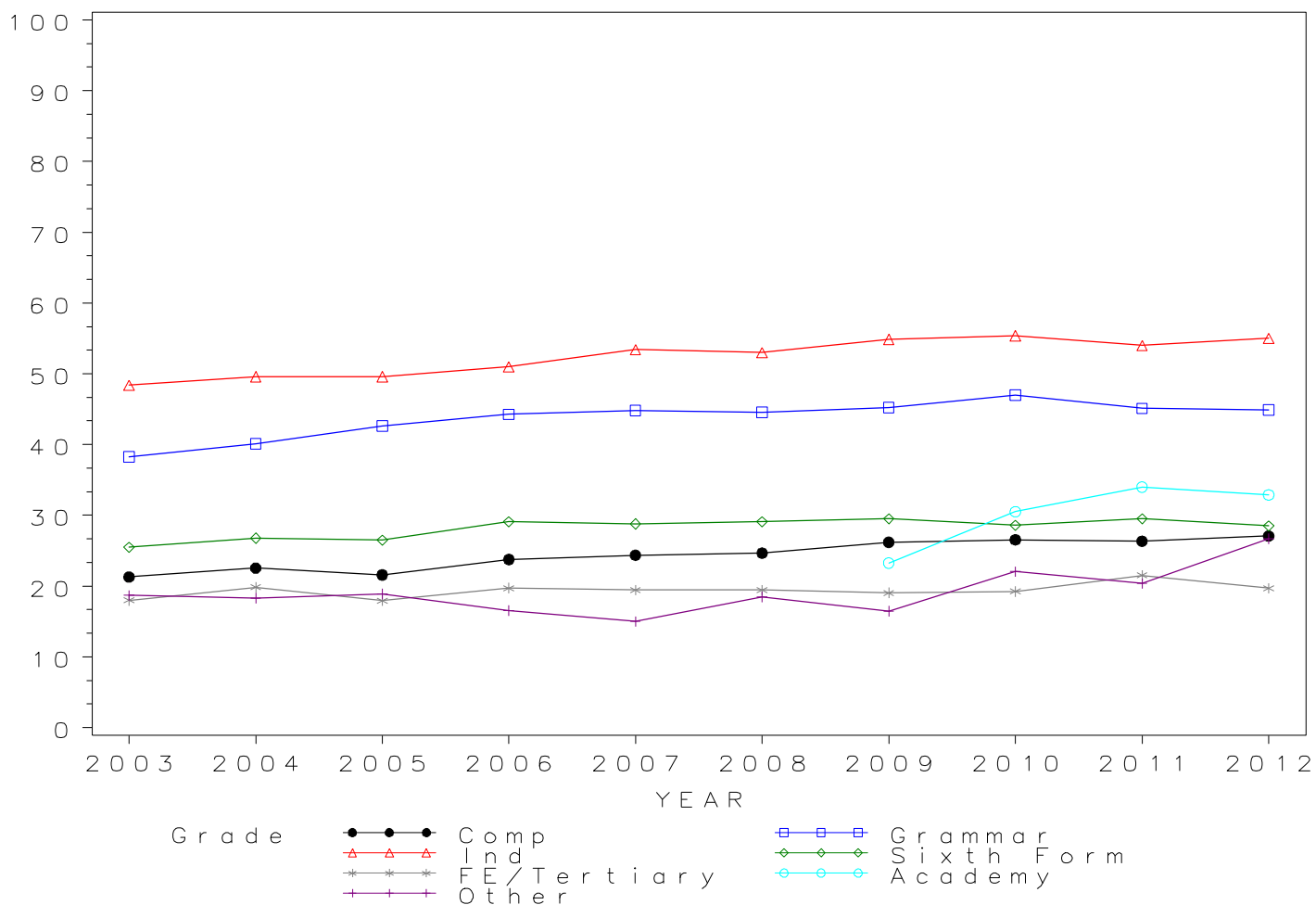
*GCE A Level CHEMISTRY Grade A by school type 2003- 2012
Cumulative Percentages*

School type	2003	2004	2005	2006	2007	2008	2009	2010	2011	2012
Comprehensive	21.3	22.6	21.6	23.8	24.4	24.7	26.2	26.6	26.4	27.1
Grammar	38.3	40.1	42.6	44.3	44.8	44.6	45.2	47.0	45.1	44.9
Independent	48.4	49.6	49.6	51.0	53.4	53.0	54.9	55.4	54.0	55.0
Sixth Form	25.5	26.8	26.5	29.1	28.8	29.1	29.5	28.6	29.5	28.5
FE/Tertiary	18.0	19.8	18.0	19.7	19.4	19.4	19.1	19.2	21.5	19.7
Academy	23.3	30.5	34.0	32.9
Other	18.7	18.3	18.9	16.6	15.0	18.5	16.5	22.0	20.4	26.7

Cumulative Numbers

School type	2003	2004	2005	2006	2007	2008	2009	2010	2011	2012
Comprehensive	2799	2973	2974	3384	3552	3881	4176	4418	3660	3309
Grammar	2093	2284	2550	2736	2849	3142	3117	3386	2223	2034
Independent	3768	3988	3972	4165	4319	4429	4491	4495	4646	4812
Sixth Form	1190	1317	1431	1695	1769	1957	2132	2119	2497	2454
FE/Tertiary	553	586	577	592	615	617	589	606	755	676
Academy	91	284	2704	3516
Other	138	134	158	113	104	165	160	166	200	344

Cumulative % at Grade A by school type



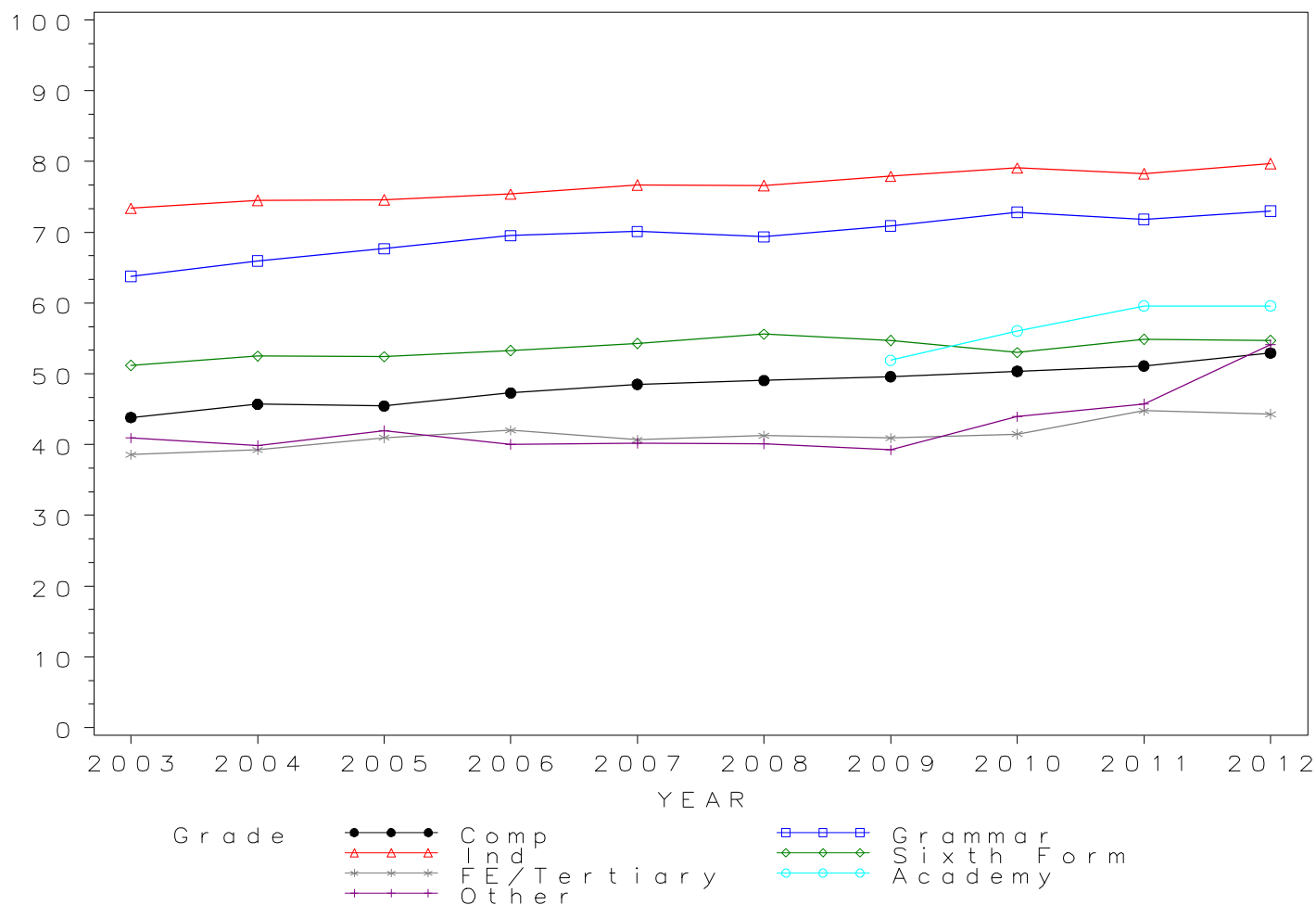
*GCE A Level CHEMISTRY Grade B by school type 2003- 2012
Cumulative Percentages*

School type	2003	2004	2005	2006	2007	2008	2009	2010	2011	2012
Comprehensive	43.8	45.7	45.4	47.3	48.5	49.1	49.6	50.4	51.1	52.9
Grammar	63.8	66.0	67.7	69.5	70.1	69.4	70.9	72.8	71.8	73.0
Independent	73.4	74.5	74.6	75.4	76.7	76.6	77.9	79.1	78.3	79.7
Sixth Form	51.2	52.5	52.4	53.3	54.3	55.6	54.7	53.0	54.9	54.7
FE/Tertiary	38.6	39.2	41.0	42.0	40.7	41.2	40.9	41.5	44.8	44.3
Academy	51.9	56.1	59.6	59.6
Other	40.9	39.9	42.0	40.0	40.2	40.1	39.2	44.0	45.7	54.2

Cumulative Numbers

School type	2003	2004	2005	2006	2007	2008	2009	2010	2011	2012
Comprehensive	5765	6023	6259	6732	7071	7719	7905	8379	7097	6471
Grammar	3489	3754	4050	4299	4457	4889	4889	5248	3540	3308
Independent	5714	5991	5974	6158	6203	6401	6373	6418	6737	6973
Sixth Form	2390	2581	2829	3105	3336	3740	3954	3926	4648	4710
FE/Tertiary	1185	1159	1316	1260	1287	1309	1265	1306	1571	1520
Academy	203	522	4739	6370
Other	302	292	351	273	279	358	381	331	449	698

Cumulative % at Grade B by school type



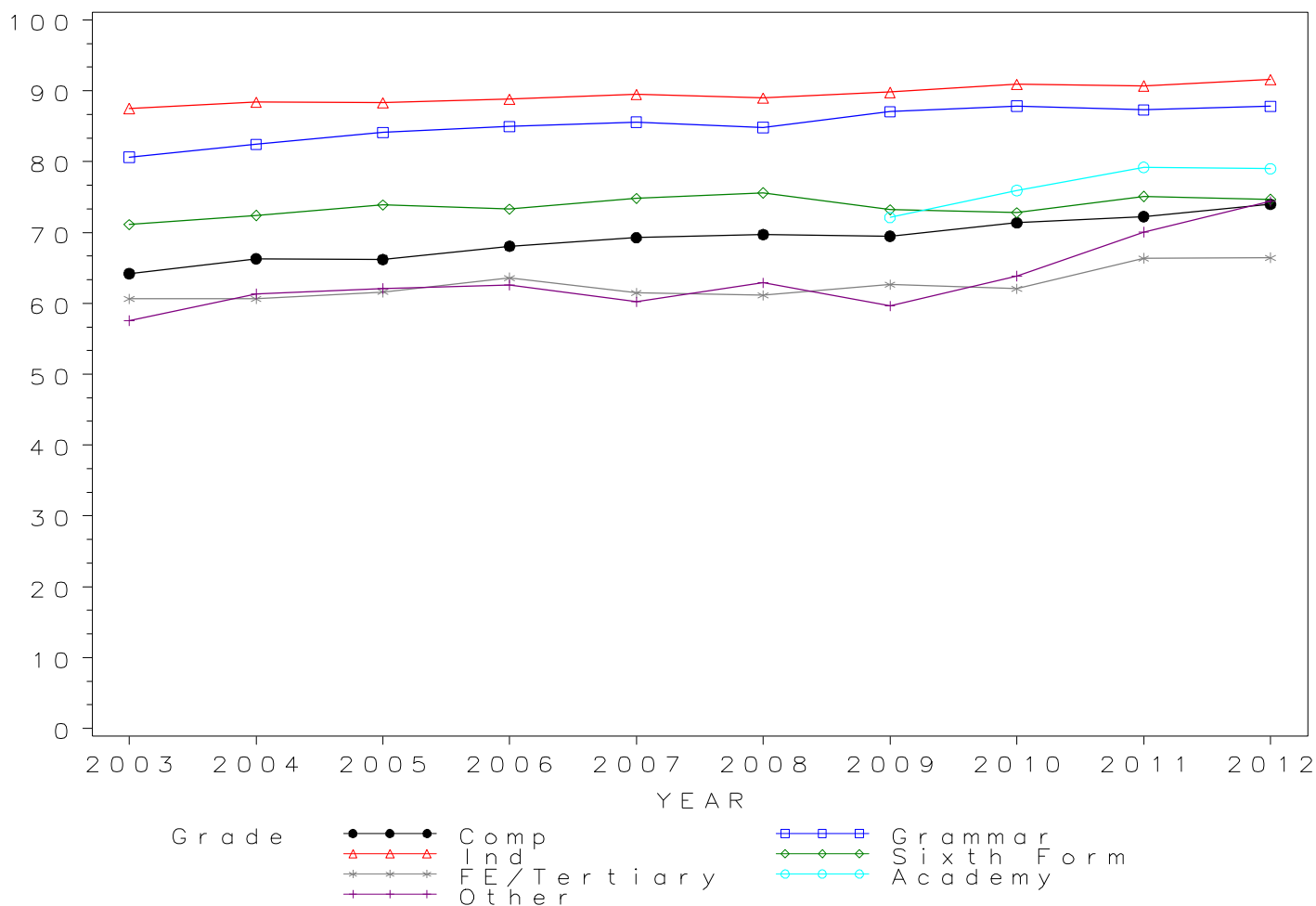
*GCE A Level CHEMISTRY Grade C by school type 2003- 2012
Cumulative Percentages*

School type	2003	2004	2005	2006	2007	2008	2009	2010	2011	2012
Comprehensive	64.2	66.3	66.2	68.1	69.3	69.7	69.5	71.4	72.3	74.0
Grammar	80.6	82.4	84.1	84.9	85.6	84.8	87.0	87.8	87.3	87.8
Independent	87.5	88.4	88.3	88.8	89.5	89.0	89.8	90.9	90.7	91.6
Sixth Form	71.1	72.4	73.9	73.3	74.8	75.6	73.2	72.8	75.1	74.7
FE/Tertiary	60.6	60.6	61.6	63.6	61.5	61.2	62.6	62.1	66.4	66.4
Academy	72.1	75.9	79.2	79.0
Other	57.6	61.3	62.1	62.6	60.2	62.9	59.6	63.9	70.1	74.4

Cumulative Numbers

School type	2003	2004	2005	2006	2007	2008	2009	2010	2011	2012
Comprehensive	8444	8741	9118	9690	10094	10967	11073	11874	10033	9043
Grammar	4411	4692	5033	5251	5441	5980	6000	6330	4302	3979
Independent	6812	7108	7071	7252	7239	7437	7347	7376	7804	8014
Sixth Form	3319	3559	3990	4270	4595	5085	5291	5393	6358	6432
FE/Tertiary	1863	1790	1978	1908	1945	1941	1936	1954	2329	2279
Academy	282	707	6298	8444
Other	425	449	519	427	418	561	579	481	688	959

Cumulative % at Grade C by school type



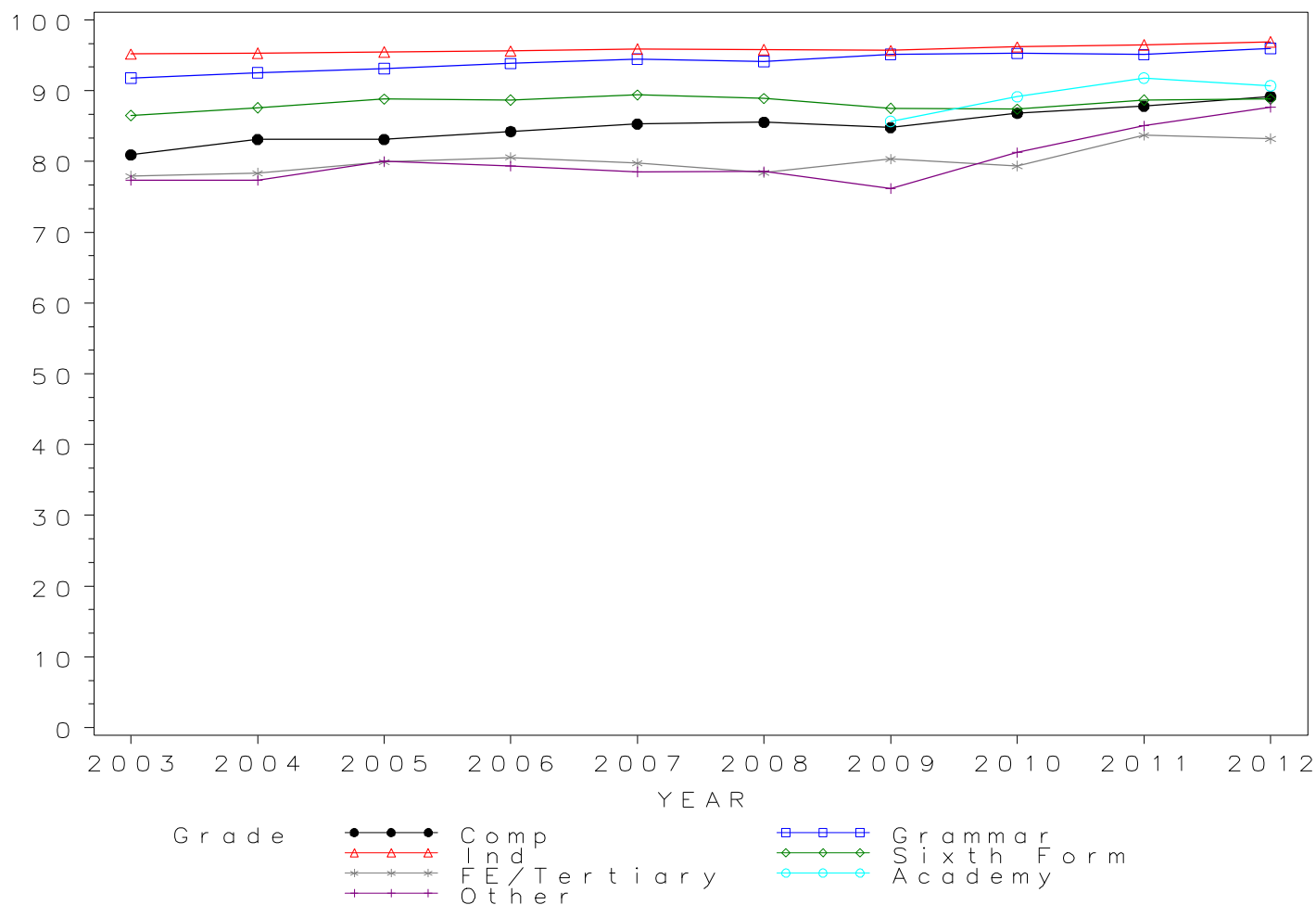
*GCE A Level CHEMISTRY Grade D by school type 2003-2012
Cumulative Percentages*

School type	2003	2004	2005	2006	2007	2008	2009	2010	2011	2012
Comprehensive	80.9	83.1	83.1	84.2	85.3	85.5	84.8	86.8	87.8	89.2
Grammar	91.8	92.6	93.1	93.9	94.5	94.1	95.1	95.3	95.1	96.0
Independent	95.2	95.3	95.5	95.6	95.9	95.8	95.7	96.2	96.5	96.9
Sixth Form	86.5	87.6	88.8	88.7	89.4	88.9	87.5	87.4	88.7	88.8
FE/Tertiary	77.9	78.4	79.9	80.6	79.7	78.4	80.4	79.4	83.7	83.2
Academy	85.7	89.2	91.8	90.7
Other	77.4	77.3	80.0	79.3	78.5	78.6	76.2	81.3	85.0	87.7

Cumulative Numbers

School type	2003	2004	2005	2006	2007	2008	2009	2010	2011	2012
Comprehensive	10643	10956	11449	11990	12429	13456	13515	14447	12194	10899
Grammar	5021	5268	5572	5802	6006	6635	6557	6867	4686	4350
Independent	7411	7663	7648	7808	7756	8005	7829	7806	8303	8478
Sixth Form	4038	4306	4794	5167	5492	5979	6325	6475	7509	7646
FE/Tertiary	2395	2314	2567	2417	2523	2489	2484	2499	2937	2855
Academy	335	830	7300	9694
Other	571	566	669	541	545	701	740	612	835	1130

Cumulative % at Grade D by school type



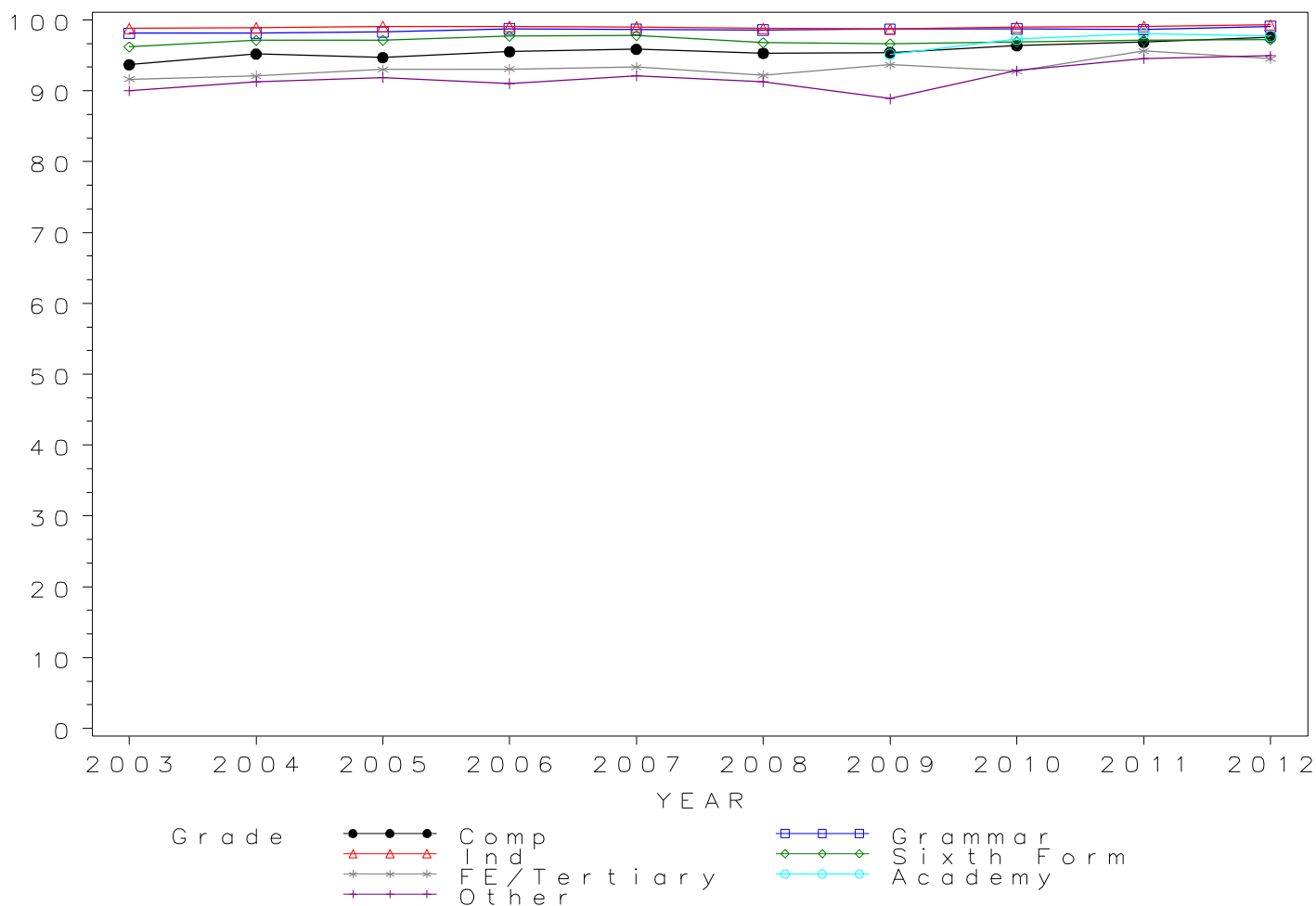
*GCE A Level CHEMISTRY Grade E by school type 2003- 2012
Cumulative Percentages*

School type	2003	2004	2005	2006	2007	2008	2009	2010	2011	2012
Comprehensive	93.7	95.2	94.7	95.5	95.9	95.3	95.4	96.4	96.8	97.6
Grammar	98.1	98.2	98.3	98.7	98.7	98.6	98.7	98.8	98.6	99.1
Independent	98.8	98.9	99.1	99.1	99.0	98.8	98.7	99.0	99.1	99.3
Sixth Form	96.2	97.1	97.1	97.7	97.8	96.8	96.6	96.9	97.1	97.2
FE/Tertiary	91.6	92.1	93.0	93.1	93.3	92.2	93.7	92.8	95.6	94.5
Academy	95.1	97.3	98.1	97.7
Other	90.0	91.3	91.9	91.1	92.1	91.3	88.9	92.8	94.5	95.0

Cumulative Numbers

School type	2003	2004	2005	2006	2007	2008	2009	2010	2011	2012
Comprehensive	12324	12549	13045	13595	13972	14992	15205	16031	13448	11927
Grammar	5367	5588	5881	6104	6273	6949	6805	7117	4861	4490
Independent	7692	7953	7936	8093	8007	8256	8075	8033	8527	8688
Sixth Form	4491	4773	5242	5691	6008	6511	6982	7178	8220	8369
FE/Tertiary	2816	2720	2987	2792	2953	2926	2895	2921	3356	3243
Academy	372	906	7801	10442
Other	664	668	768	621	639	814	863	699	928	1224

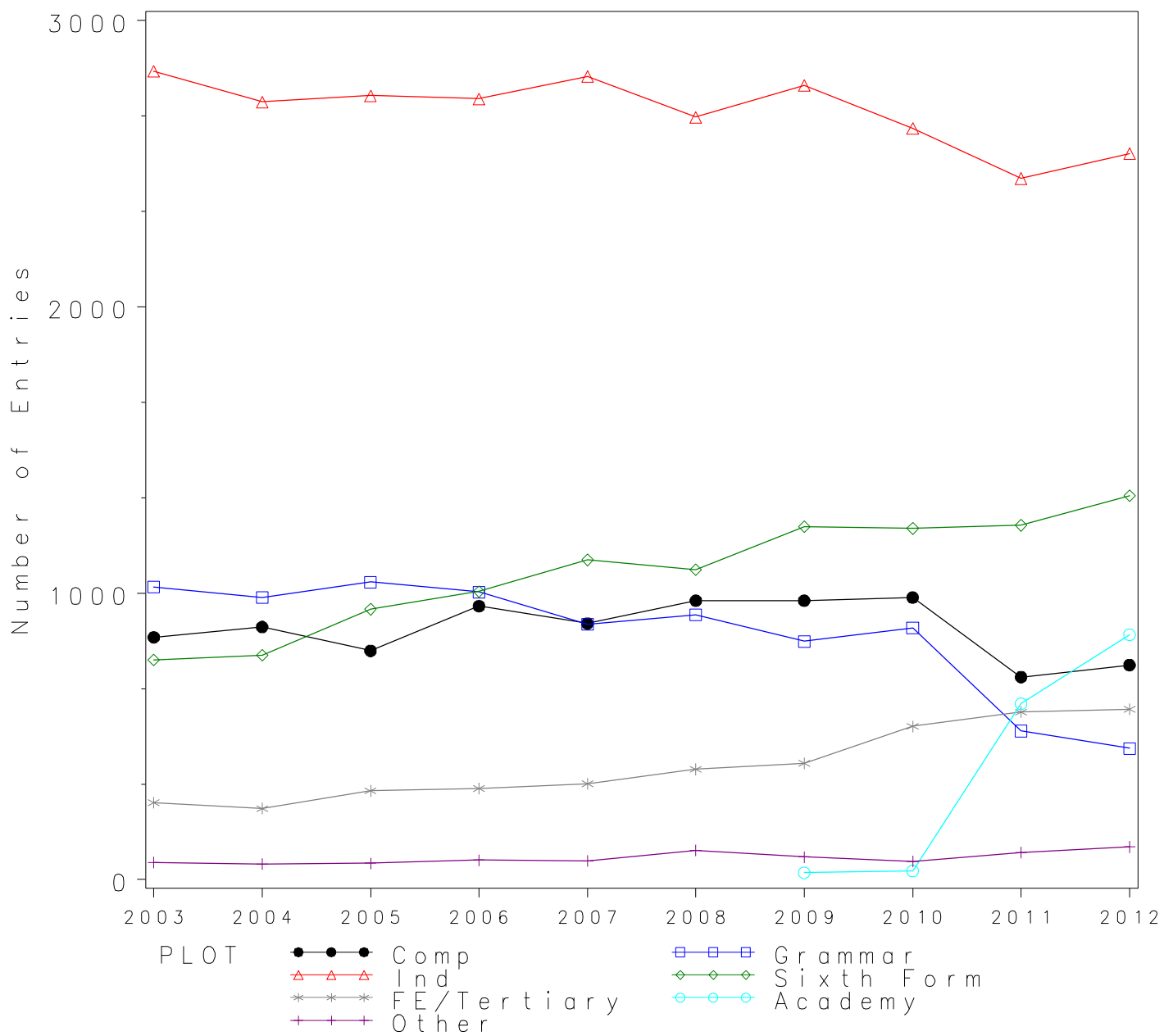
Cumulative % at Grade E by school type



Numbers of GCE A Level entries in CLASSICAL SUBJECTS by school type 2003-2012

School type	2003	2004	2005	2006	2007	2008	2009	2010	2011	2012
Comprehensive	846	882	799	955	894	974	974	985	707	749
Grammar	1022	985	1039	1004	891	924	832	879	519	458
Independent	2823	2715	2737	2726	2804	2662	2773	2623	2448	2535
Sixth Form	767	784	944	1006	1116	1082	1232	1226	1237	1340
FE/Tertiary	269	248	310	318	335	385	406	535	585	595
Academy	24	30	614	855
Other	60	54	57	68	65	102	79	64	94	114

GCE A Level CLASSICAL SUBJECTS Entries by school type 2003–2012



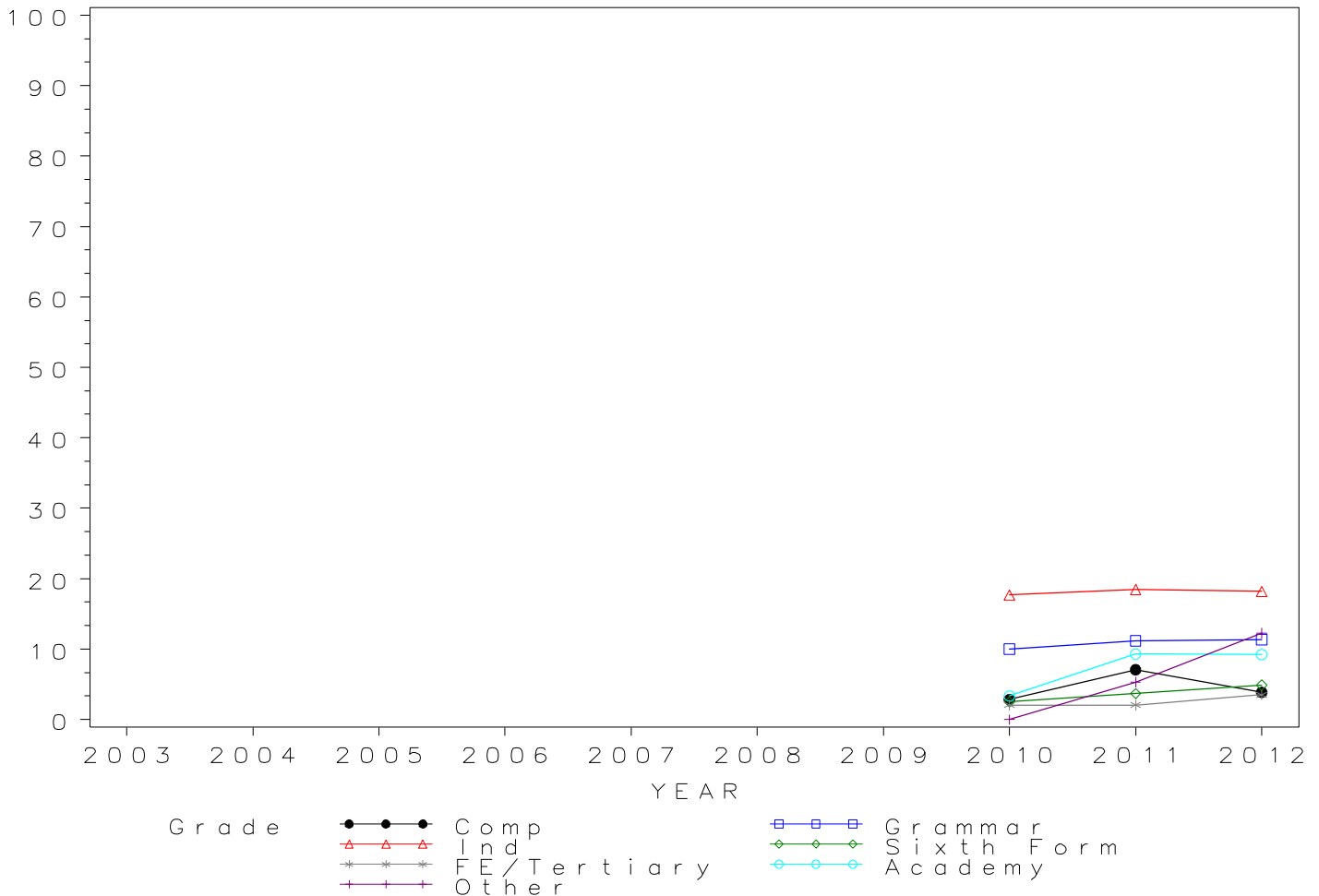
GCE A Level CLASSICAL SUBJECTS Grade A by school type 2003- 2012
Cumulative Percentages*

School type	2003	2004	2005	2006	2007	2008	2009	2010	2011	2012
Comprehensive	2.8	7.1	3.9
Grammar	10.0	11.2	11.4
Independent	17.7	18.5	18.2
Sixth Form	2.5	3.7	4.9
FE/Tertiary	2.1	2.1	3.5
Academy	3.3	9.3	9.2
Other	0.0	5.3	12.3

Cumulative Numbers

School type	2003	2004	2005	2006	2007	2008	2009	2010	2011	2012
Comprehensive	28	50	29
Grammar	88	58	52
Independent	464	453	461
Sixth Form	31	46	66
FE/Tertiary	11	12	21
Academy	1	57	79
Other	0	5	14

Cumulative % at Grade A* by school type



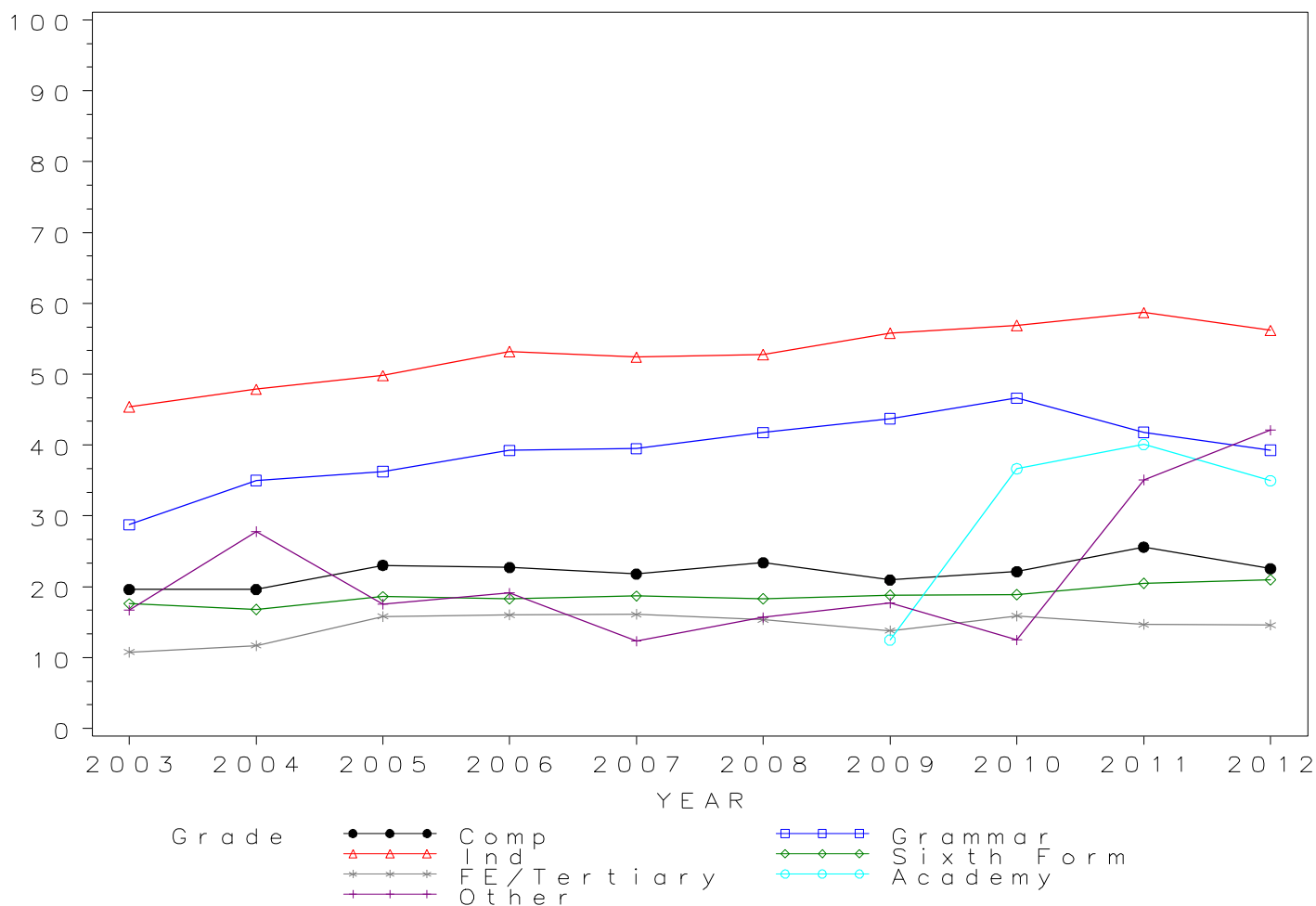
*GCE A Level CLASSICAL SUBJECTS Grade A by school type 2003- 2012
Cumulative Percentages*

School type	2003	2004	2005	2006	2007	2008	2009	2010	2011	2012
Comprehensive	19.6	19.6	23.0	22.7	21.8	23.4	20.9	22.1	25.6	22.6
Grammar	28.8	35.0	36.3	39.2	39.5	41.8	43.8	46.6	41.8	39.3
Independent	45.4	47.9	49.8	53.2	52.4	52.8	55.8	56.9	58.7	56.2
Sixth Form	17.6	16.8	18.6	18.3	18.7	18.3	18.8	18.9	20.5	21.0
FE/Tertiary	10.8	11.7	15.8	16.0	16.1	15.3	13.8	15.9	14.7	14.6
Academy	12.5	36.7	40.1	35.0
Other	16.7	27.8	17.5	19.1	12.3	15.7	17.7	12.5	35.1	42.1

Cumulative Numbers

School type	2003	2004	2005	2006	2007	2008	2009	2010	2011	2012
Comprehensive	166	173	184	217	195	228	204	218	181	169
Grammar	294	345	377	394	352	386	364	410	217	180
Independent	1282	1300	1363	1450	1469	1406	1547	1492	1437	1425
Sixth Form	135	132	176	184	209	198	232	232	254	281
FE/Tertiary	29	29	49	51	54	59	56	85	86	87
Academy	3	11	246	299
Other	10	15	10	13	8	16	14	8	33	48

Cumulative % at Grade A by school type



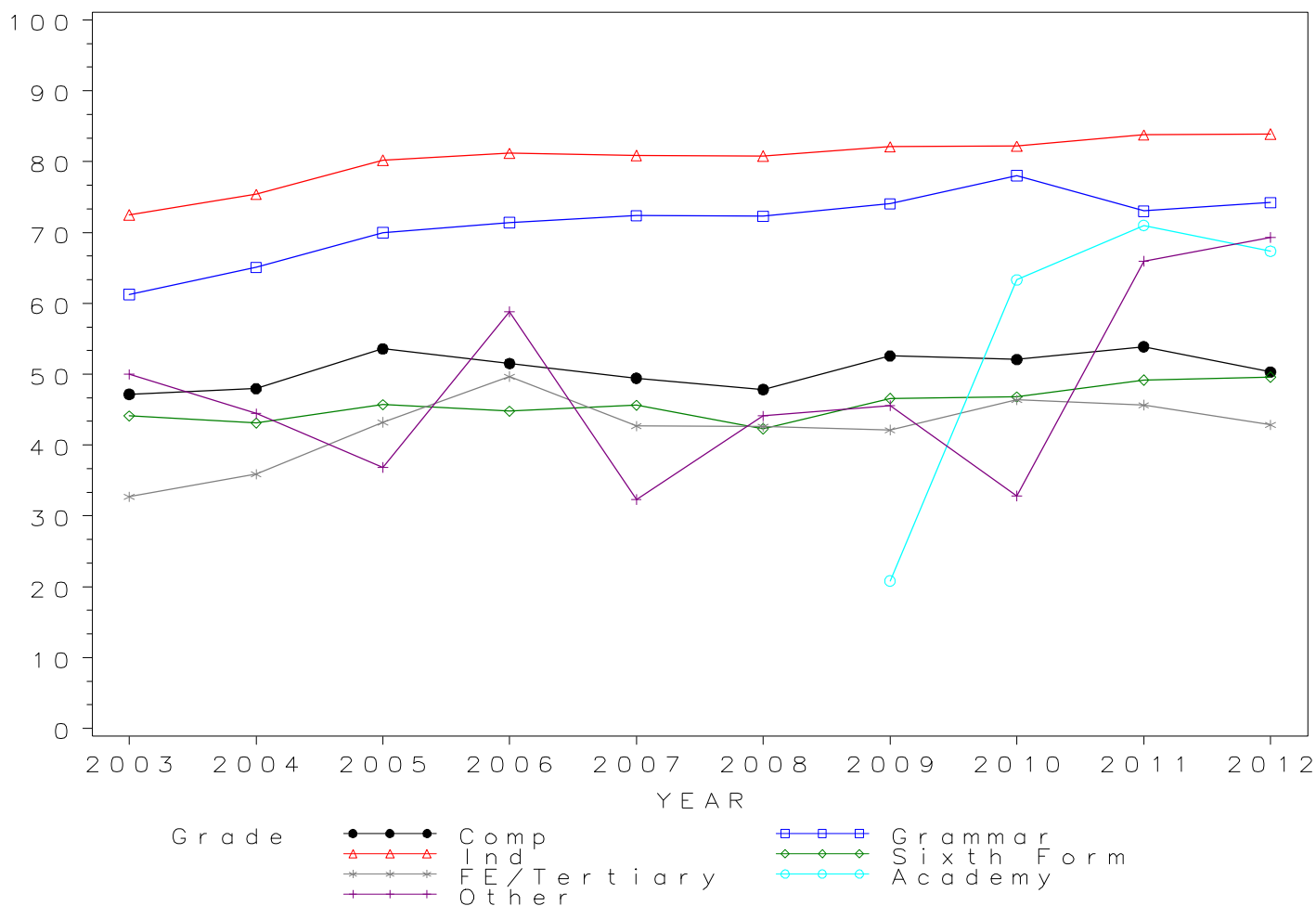
*GCE A Level CLASSICAL SUBJECTS Grade B by school type 2003- 2012
Cumulative Percentages*

School type	2003	2004	2005	2006	2007	2008	2009	2010	2011	2012
Comprehensive	47.2	48.0	53.6	51.5	49.4	47.8	52.6	52.1	53.9	50.3
Grammar	61.3	65.1	70.0	71.4	72.4	72.3	74.0	78.0	73.0	74.2
Independent	72.5	75.4	80.2	81.2	80.9	80.8	82.1	82.2	83.8	83.9
Sixth Form	44.1	43.1	45.7	44.8	45.6	42.3	46.6	46.8	49.2	49.6
FE/Tertiary	32.7	35.9	43.2	49.7	42.7	42.6	42.1	46.4	45.6	42.9
Academy	20.8	63.3	71.0	67.4
Other	50.0	44.4	36.8	58.8	32.3	44.1	45.6	32.8	66.0	69.3

Cumulative Numbers

School type	2003	2004	2005	2006	2007	2008	2009	2010	2011	2012
Comprehensive	399	423	428	492	442	466	512	513	381	377
Grammar	626	641	727	717	645	668	616	686	379	340
Independent	2047	2047	2195	2214	2268	2151	2277	2156	2051	2127
Sixth Form	338	338	431	451	509	458	574	574	609	665
FE/Tertiary	88	89	134	158	143	164	171	248	267	255
Academy	5	19	436	576
Other	30	24	21	40	21	45	36	21	62	79

Cumulative % at Grade B by school type



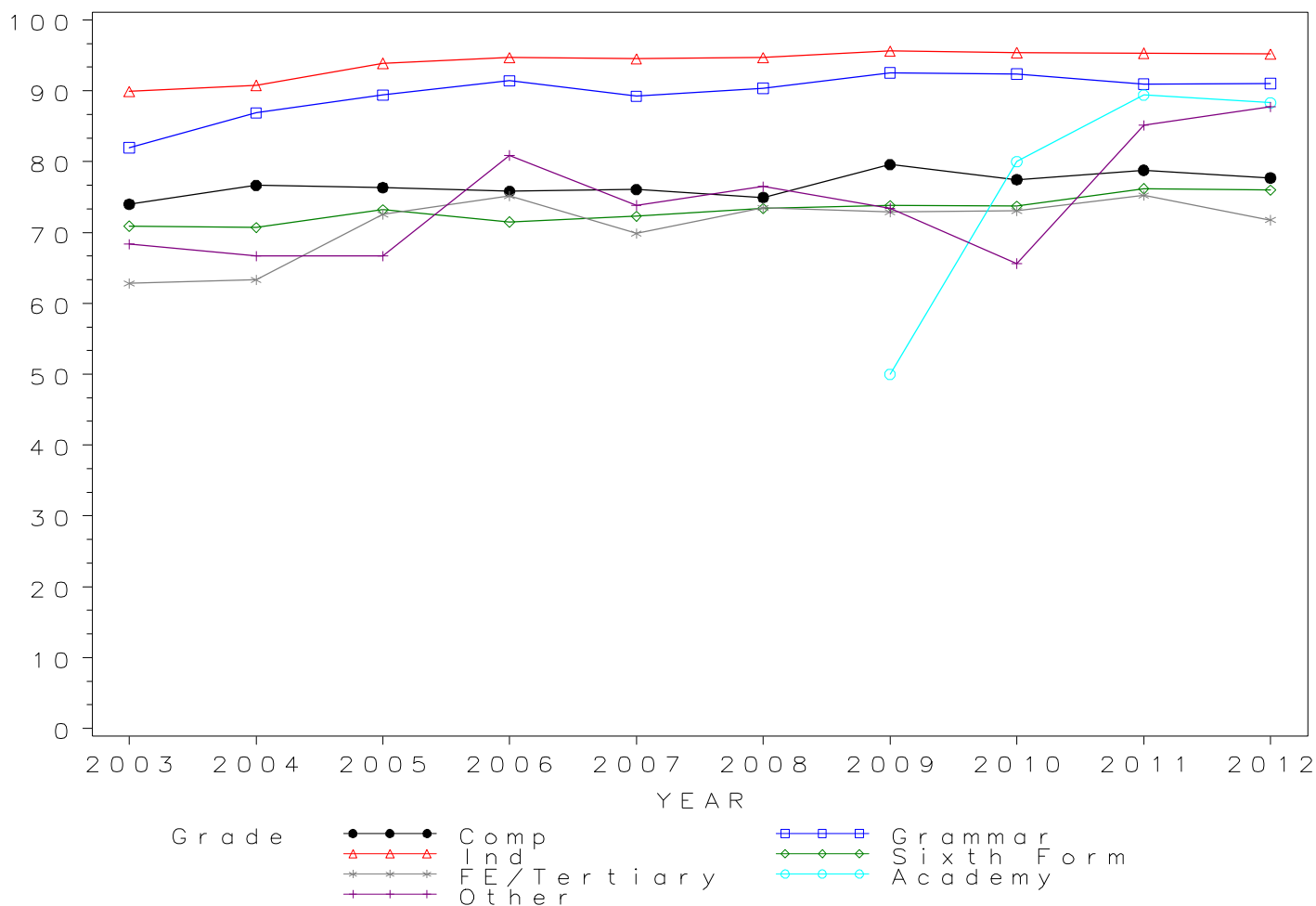
*GCE A Level CLASSICAL SUBJECTS Grade C by school type 2003- 2012
Cumulative Percentages*

School type	2003	2004	2005	2006	2007	2008	2009	2010	2011	2012
Comprehensive	74.0	76.6	76.3	75.8	76.1	74.9	79.6	77.5	78.8	77.7
Grammar	82.0	86.9	89.4	91.4	89.2	90.4	92.5	92.4	90.9	91.0
Independent	89.9	90.8	93.9	94.7	94.5	94.7	95.6	95.4	95.3	95.2
Sixth Form	70.9	70.7	73.2	71.5	72.3	73.4	73.8	73.7	76.2	76.0
FE/Tertiary	62.8	63.3	72.6	75.2	69.9	73.5	72.9	73.1	75.2	71.8
Academy	50.0	80.0	89.4	88.3
Other	68.3	66.7	66.7	80.9	73.8	76.5	73.4	65.6	85.1	87.7

Cumulative Numbers

School type	2003	2004	2005	2006	2007	2008	2009	2010	2011	2012
Comprehensive	626	676	610	724	680	730	775	763	557	582
Grammar	838	856	929	918	795	835	770	812	472	417
Independent	2538	2465	2570	2582	2650	2521	2651	2502	2333	2413
Sixth Form	544	554	691	719	807	794	909	904	943	1018
FE/Tertiary	169	157	225	239	234	283	296	391	440	427
Academy	12	24	549	755
Other	41	36	38	55	48	78	58	42	80	100

Cumulative % at Grade C by school type

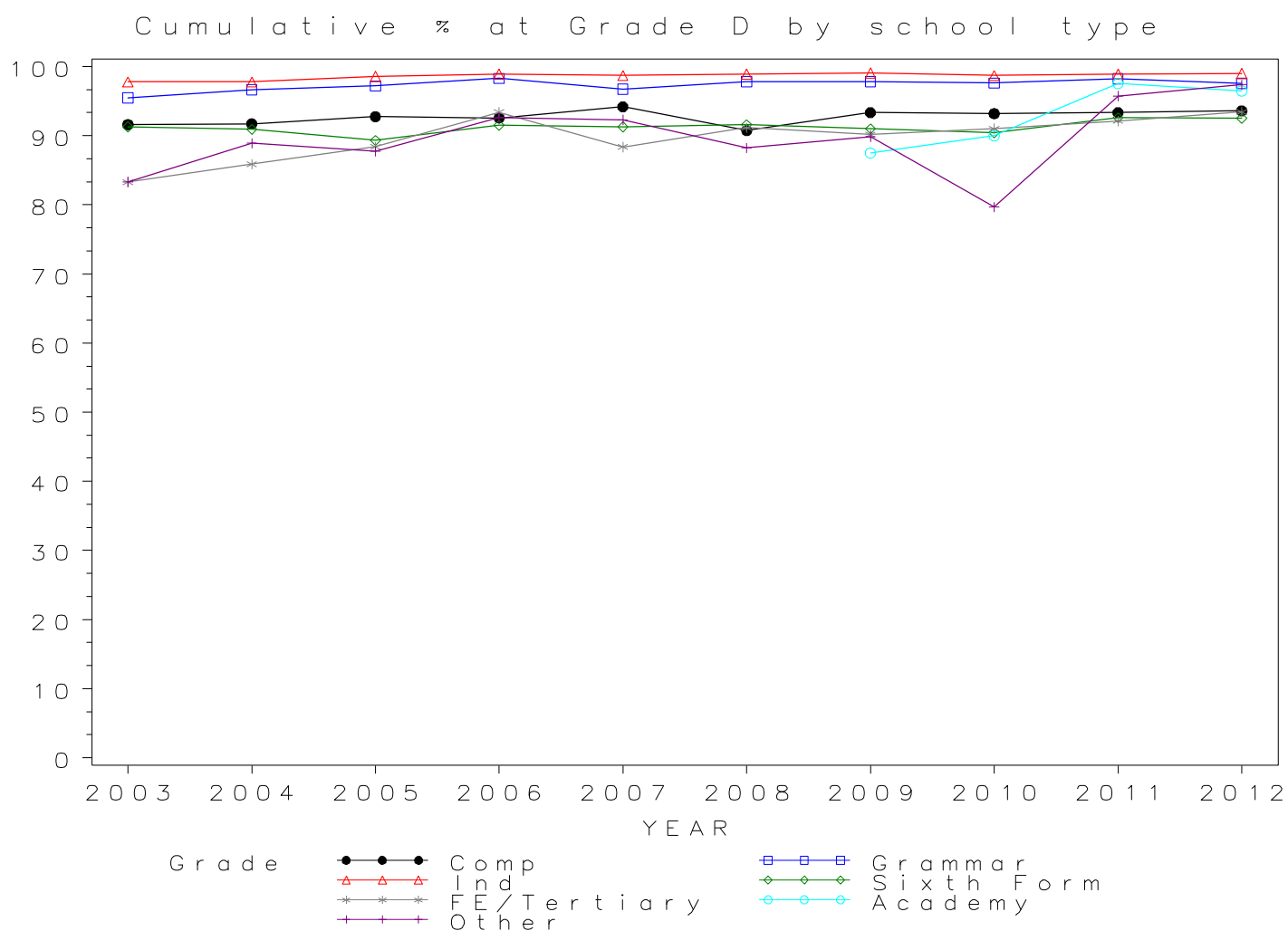


*GCE A Level CLASSICAL SUBJECTS Grade D by school type 2003- 2012
Cumulative Percentages*

School type	2003	2004	2005	2006	2007	2008	2009	2010	2011	2012
Comprehensive	91.6	91.7	92.7	92.6	94.2	90.8	93.3	93.2	93.4	93.6
Grammar	95.5	96.6	97.2	98.3	96.7	97.8	97.8	97.6	98.3	97.6
Independent	97.8	97.8	98.6	98.9	98.7	98.9	99.1	98.7	98.9	99.0
Sixth Form	91.3	90.9	89.3	91.5	91.3	91.6	91.0	90.4	92.6	92.5
FE/Tertiary	83.3	85.9	88.4	93.4	88.4	91.2	90.1	91.0	92.1	93.4
Academy	87.5	90.0	97.6	96.5
Other	83.3	88.9	87.7	92.6	92.3	88.2	89.9	79.7	95.7	97.4

Cumulative Numbers

School type	2003	2004	2005	2006	2007	2008	2009	2010	2011	2012
Comprehensive	775	809	741	884	842	884	909	918	660	701
Grammar	976	952	1010	987	862	904	814	858	510	447
Independent	2761	2655	2699	2696	2768	2633	2748	2589	2421	2510
Sixth Form	700	713	843	920	1019	991	1121	1108	1145	1240
FE/Tertiary	224	213	274	297	296	351	366	487	539	556
Academy	21	27	599	825
Other	50	48	50	63	60	90	71	51	90	111

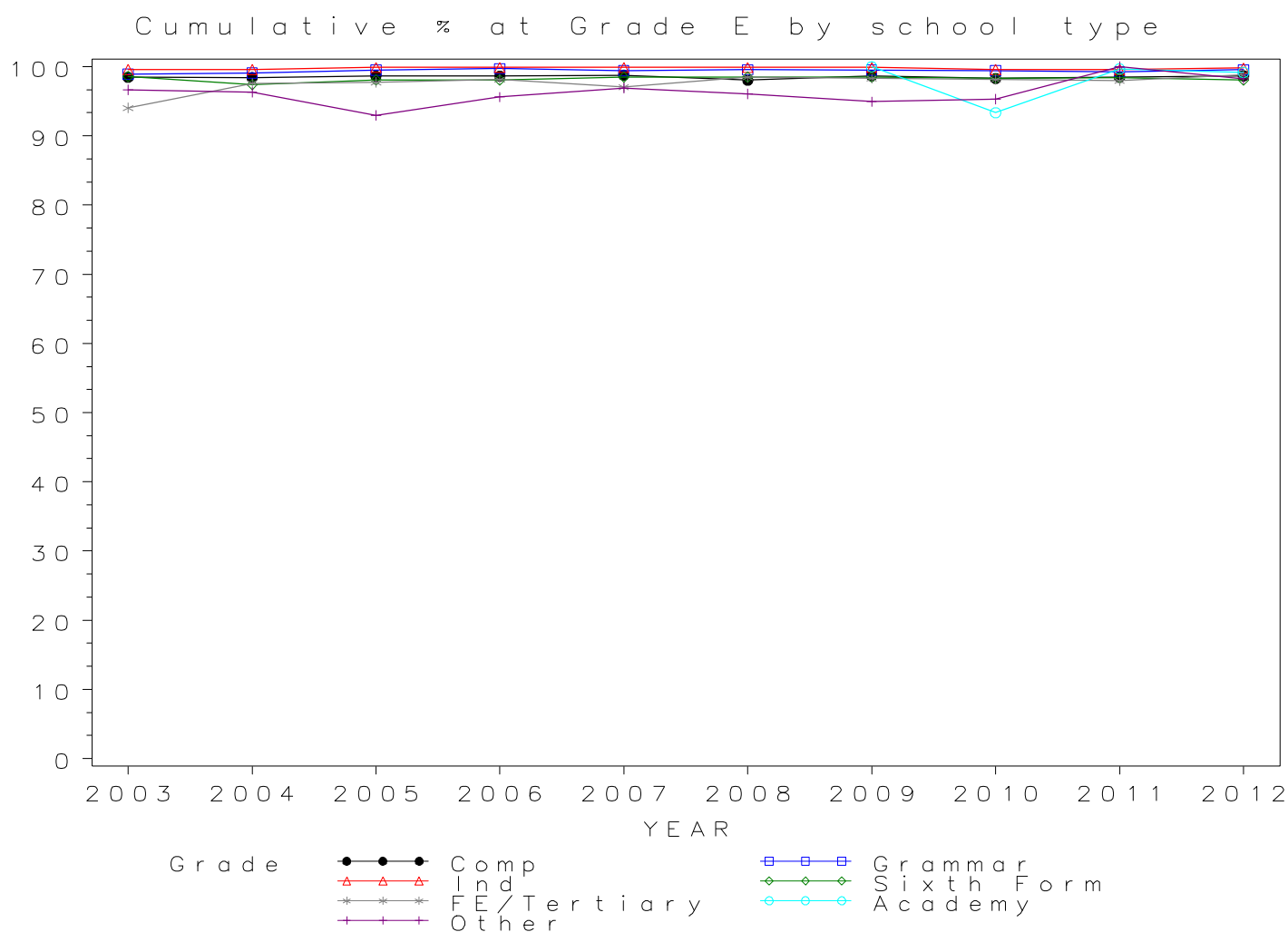


*GCE A Level CLASSICAL SUBJECTS Grade E by school type 2003- 2012
Cumulative Percentages*

School type	2003	2004	2005	2006	2007	2008	2009	2010	2011	2012
Comprehensive	98.5	98.4	98.6	98.6	98.8	98.0	98.7	98.3	98.4	98.7
Grammar	98.9	99.1	99.5	99.7	99.4	99.6	99.5	99.4	99.2	99.6
Independent	99.6	99.6	99.9	99.9	99.9	99.9	99.9	99.6	99.6	99.8
Sixth Form	98.6	97.4	98.1	98.1	98.5	98.5	98.5	98.3	98.4	98.1
FE/Tertiary	94.1	97.6	97.7	98.1	97.0	98.4	98.3	98.1	97.9	98.8
Academy	100.0	93.3	99.7	99.2
Other	96.7	96.3	93.0	95.6	96.9	96.1	94.9	95.3	100.0	98.2

Cumulative Numbers

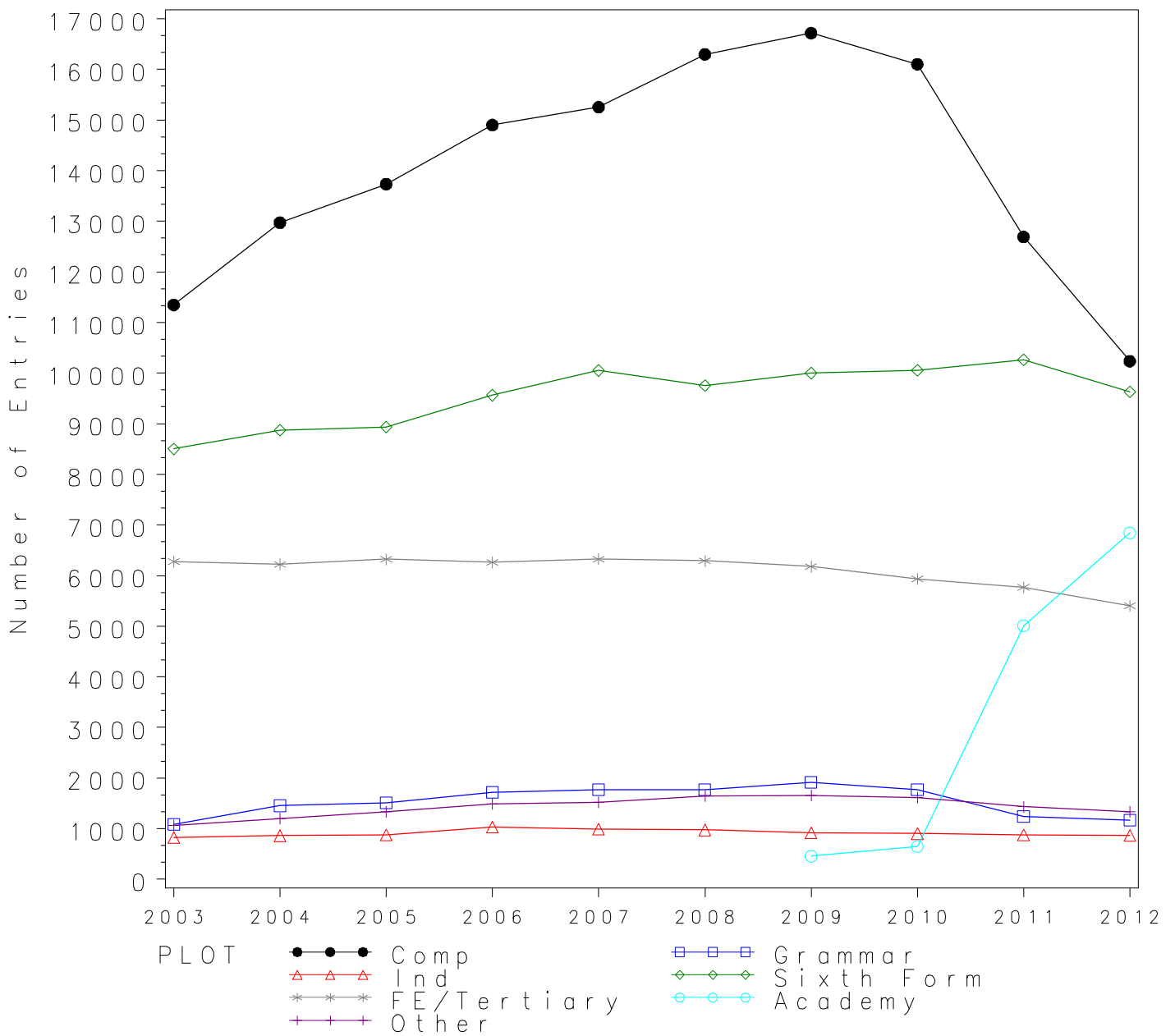
School type	2003	2004	2005	2006	2007	2008	2009	2010	2011	2012
Comprehensive	833	868	788	942	883	955	961	968	696	739
Grammar	1011	976	1034	1001	886	920	828	874	515	456
Independent	2812	2704	2734	2723	2801	2659	2770	2613	2438	2530
Sixth Form	756	764	926	987	1099	1066	1214	1205	1217	1315
FE/Tertiary	253	242	303	312	325	379	399	525	573	588
Academy	24	28	612	848
Other	58	52	53	65	63	98	75	61	94	112



*Numbers of GCE A Level entries in COMMUNICATION STUDIES by school type
2003-2012*

School type	2003	2004	2005	2006	2007	2008	2009	2010	2011	2012
Comprehensive	11348	12973	13733	14901	15255	16297	16716	16101	12692	10236
Grammar	1083	1456	1514	1721	1771	1773	1917	1774	1243	1166
Independent	825	864	876	1036	991	979	920	906	880	871
Sixth Form	8503	8872	8937	9564	10051	9755	10000	10056	10260	9633
FE/Tertiary	6279	6222	6323	6262	6326	6291	6180	5936	5769	5407
Academy	458	650	5012	6844
Other	1066	1203	1337	1488	1521	1646	1657	1616	1433	1335

GCE A Level COMMUNICATION STUDIES Entries by school type 2003–2012



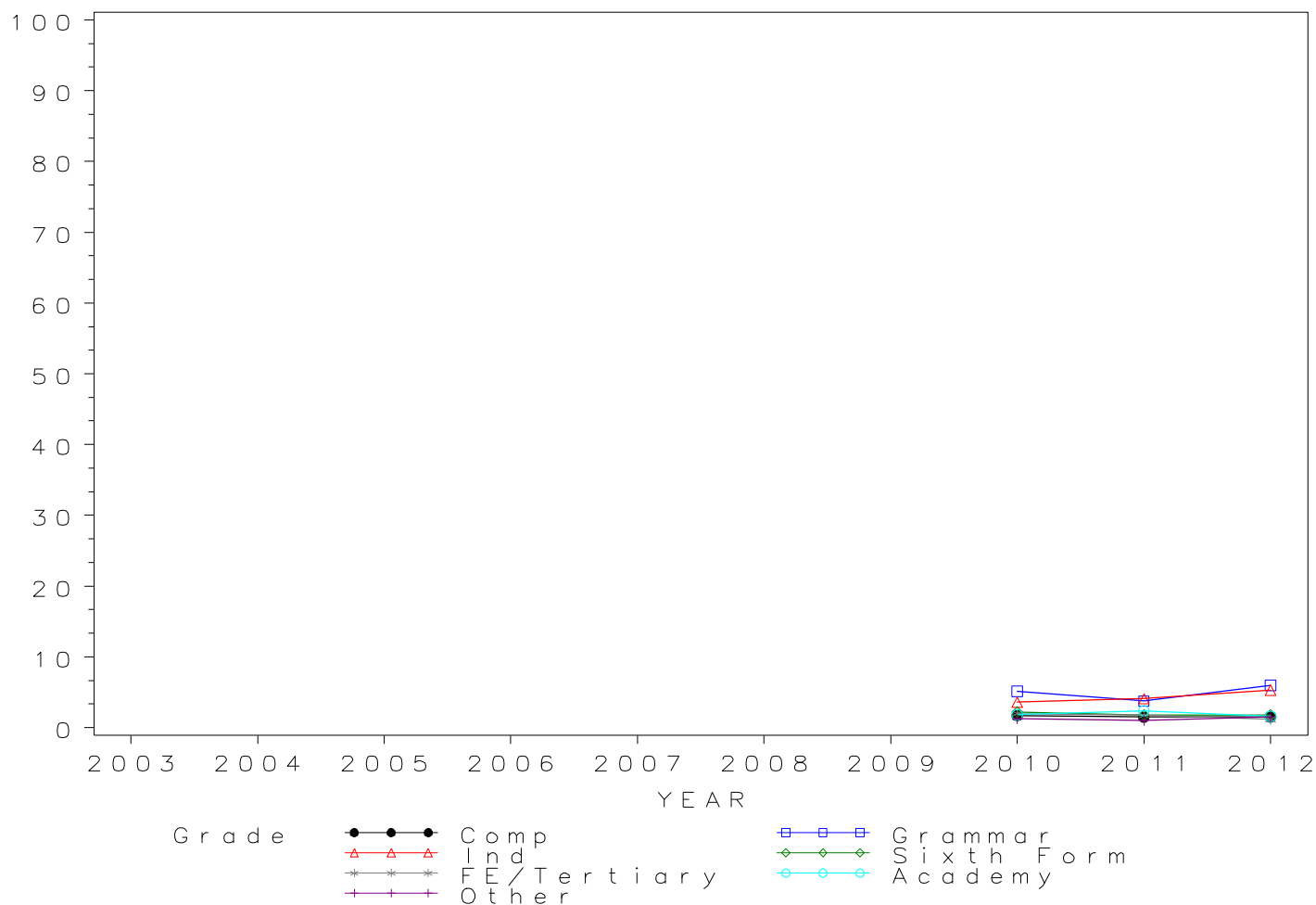
GCE A Level COMMUNICATION STUDIES Grade A by school type 2003- 2012
Cumulative Percentages*

School type	2003	2004	2005	2006	2007	2008	2009	2010	2011	2012
Comprehensive	1.7	1.5	1.5
Grammar	5.1	3.8	6.0
Independent	3.6	4.1	5.3
Sixth Form	2.2	1.8	1.8
FE/Tertiary	2.0	1.7	1.2
Academy	1.8	2.4	1.6
Other	1.2	1.0	1.5

Cumulative Numbers

School type	2003	2004	2005	2006	2007	2008	2009	2010	2011	2012
Comprehensive	278	188	158
Grammar	91	47	70
Independent	33	36	46
Sixth Form	221	185	173
FE/Tertiary	117	100	64
Academy	12	120	110
Other	20	15	20

Cumulative % at Grade A* by school type



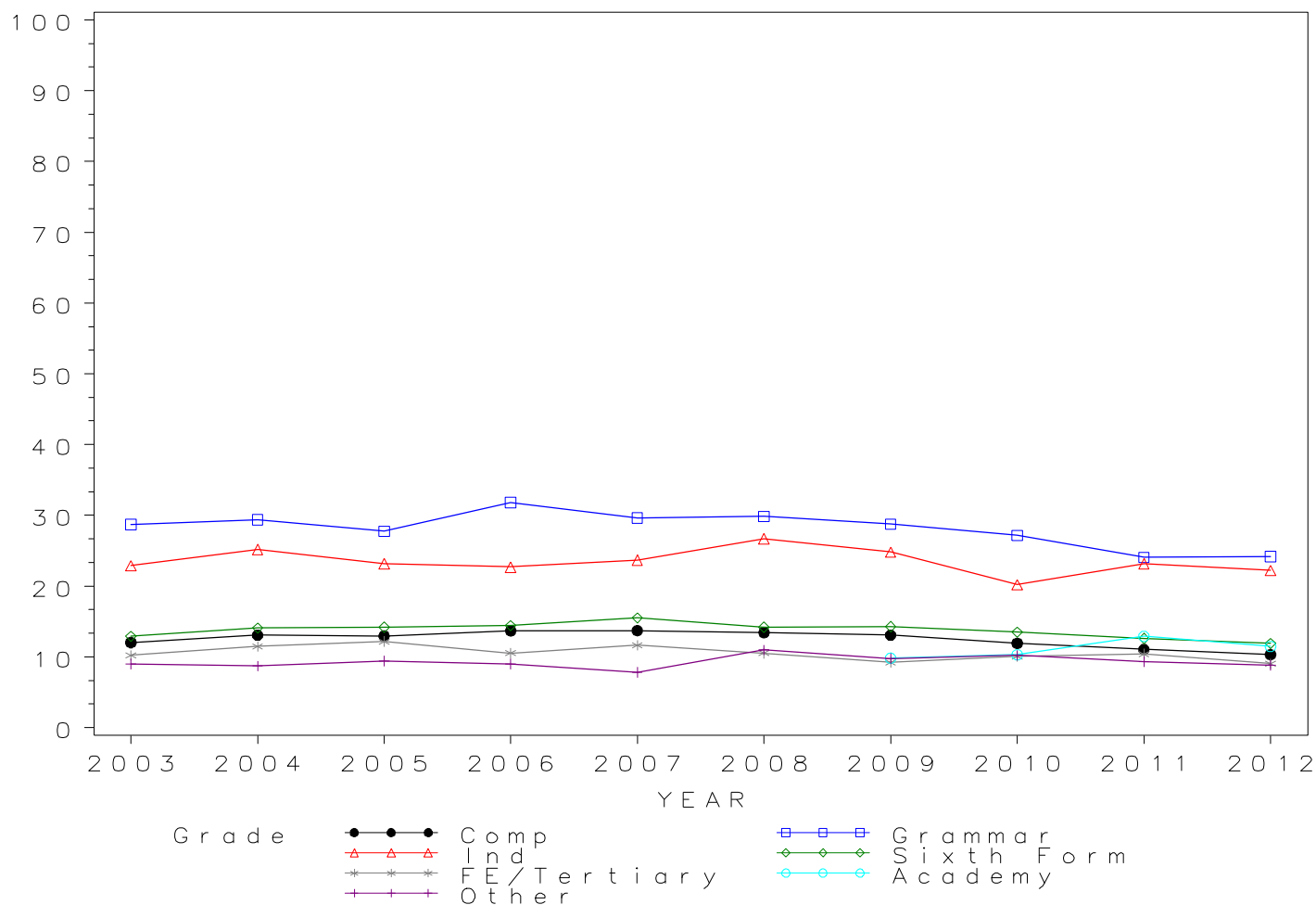
*GCE A Level COMMUNICATION STUDIES Grade A by school type 2003- 2012
Cumulative Percentages*

School type	2003	2004	2005	2006	2007	2008	2009	2010	2011	2012
Comprehensive	12.0	13.1	12.9	13.7	13.7	13.5	13.1	11.9	11.0	10.3
Grammar	28.7	29.4	27.7	31.8	29.6	29.8	28.7	27.2	24.1	24.2
Independent	22.9	25.2	23.2	22.7	23.7	26.7	24.8	20.2	23.2	22.2
Sixth Form	12.9	14.1	14.2	14.4	15.5	14.2	14.3	13.5	12.6	11.9
FE/Tertiary	10.2	11.5	12.2	10.5	11.7	10.5	9.2	10.0	10.4	9.0
Academy	9.8	10.3	12.9	11.5
Other	9.0	8.7	9.4	9.0	7.8	11.0	9.8	10.2	9.4	8.8

Cumulative Numbers

School type	2003	2004	2005	2006	2007	2008	2009	2010	2011	2012
Comprehensive	1366	1694	1777	2042	2093	2192	2188	1920	1402	1058
Grammar	311	428	420	548	525	529	551	482	299	282
Independent	189	218	203	235	235	261	228	183	204	193
Sixth Form	1097	1251	1269	1377	1558	1385	1430	1358	1293	1146
FE/Tertiary	641	714	771	659	738	662	571	596	601	489
Academy	45	67	647	787
Other	96	105	126	134	119	181	162	165	134	118

Cumulative % at Grade A by school type



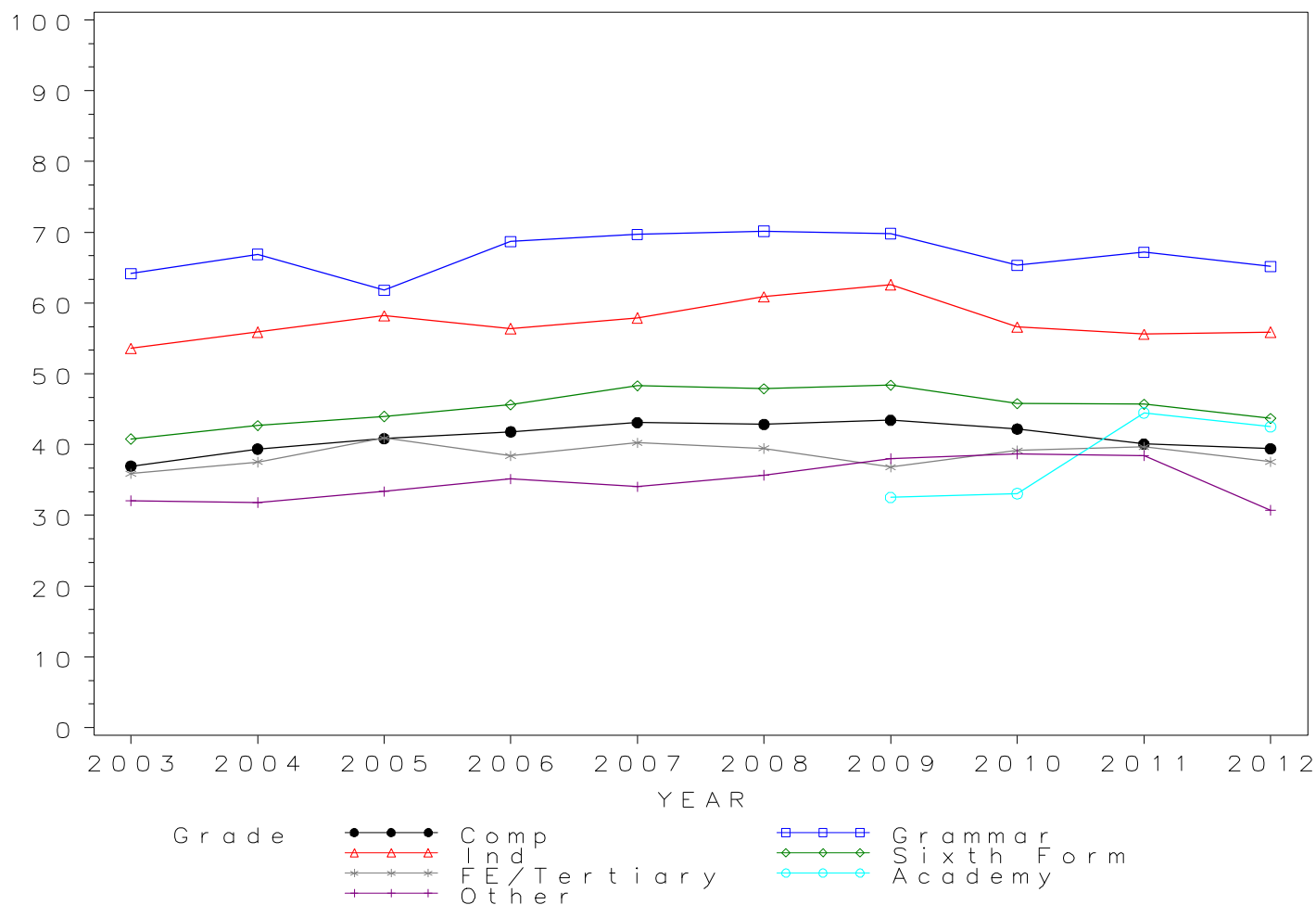
*GCE A Level COMMUNICATION STUDIES Grade B by school type 2003- 2012
Cumulative Percentages*

School type	2003	2004	2005	2006	2007	2008	2009	2010	2011	2012
Comprehensive	37.0	39.4	40.8	41.8	43.1	42.9	43.4	42.2	40.1	39.4
Grammar	64.2	66.9	61.8	68.7	69.7	70.2	69.8	65.3	67.2	65.2
Independent	53.6	55.9	58.2	56.4	57.9	60.9	62.6	56.6	55.6	55.9
Sixth Form	40.8	42.7	44.0	45.6	48.3	47.9	48.4	45.8	45.7	43.7
FE/Tertiary	35.9	37.5	40.9	38.4	40.2	39.5	36.8	39.2	39.7	37.6
Academy	32.5	33.1	44.5	42.5
Other	32.1	31.8	33.4	35.1	34.1	35.7	38.0	38.7	38.5	30.7

Cumulative Numbers

School type	2003	2004	2005	2006	2007	2008	2009	2010	2011	2012
Comprehensive	4194	5108	5606	6228	6574	6984	7258	6795	5089	4033
Grammar	695	974	936	1182	1234	1244	1338	1159	835	760
Independent	442	483	510	584	574	596	576	513	489	487
Sixth Form	3469	3788	3932	4361	4855	4673	4840	4606	4689	4210
FE/Tertiary	2253	2335	2589	2406	2546	2483	2275	2325	2289	2032
Academy	149	215	2230	2909
Other	342	383	446	523	518	587	630	625	551	410

Cumulative % at Grade B by school type



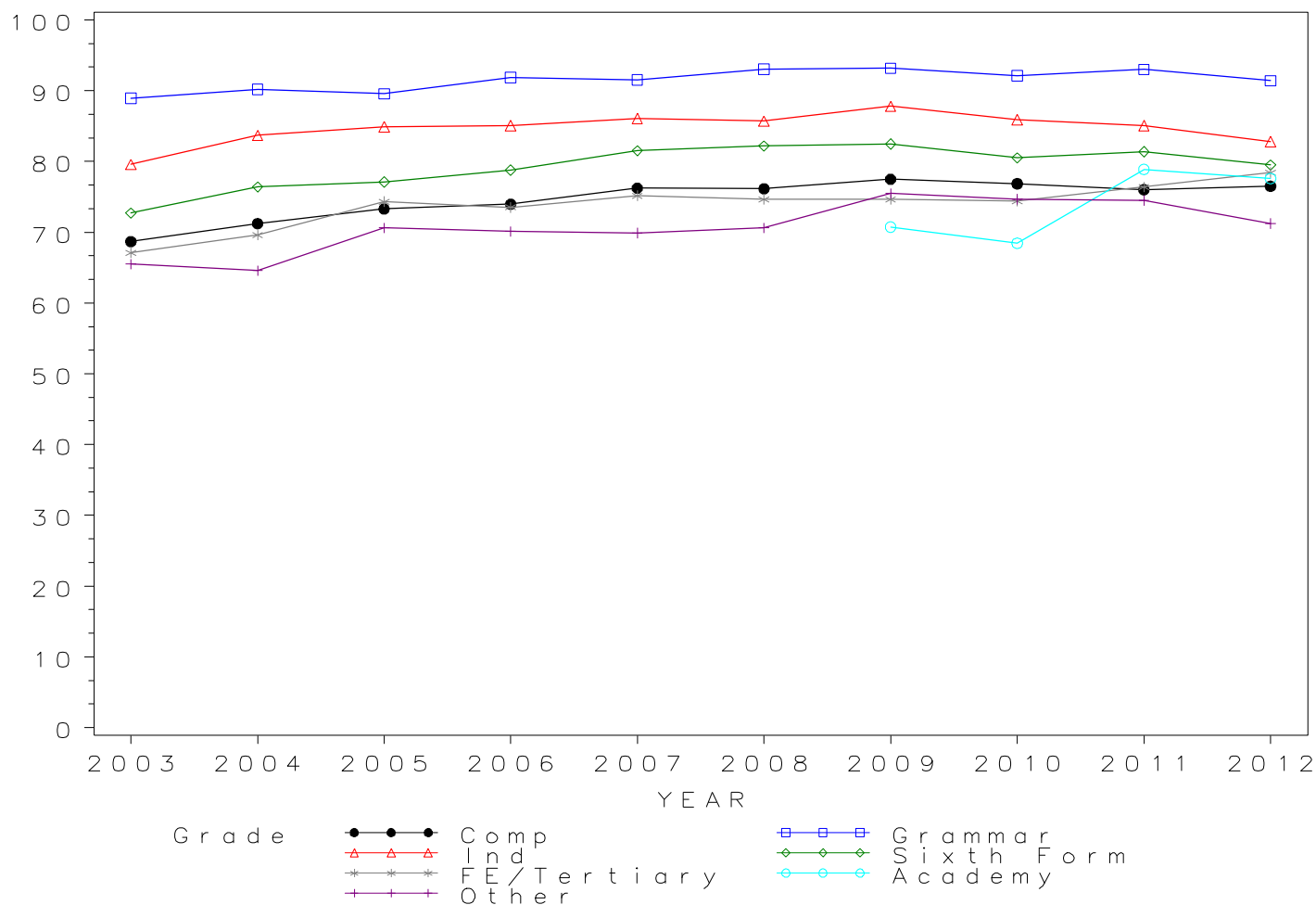
*GCE A Level COMMUNICATION STUDIES Grade C by school type 2003- 2012
Cumulative Percentages*

School type	2003	2004	2005	2006	2007	2008	2009	2010	2011	2012
Comprehensive	68.7	71.2	73.3	74.0	76.2	76.1	77.5	76.9	76.0	76.5
Grammar	88.9	90.2	89.6	91.9	91.5	93.1	93.2	92.1	93.0	91.4
Independent	79.6	83.7	84.9	85.1	86.1	85.7	87.8	85.9	85.1	82.8
Sixth Form	72.7	76.4	77.1	78.8	81.5	82.2	82.5	80.5	81.4	79.5
FE/Tertiary	67.1	69.6	74.3	73.5	75.2	74.7	74.6	74.4	76.4	78.4
Academy	70.7	68.5	78.9	77.6
Other	65.5	64.6	70.6	70.1	69.9	70.6	75.5	74.7	74.5	71.2

Cumulative Numbers

School type	2003	2004	2005	2006	2007	2008	2009	2010	2011	2012
Comprehensive	7796	9240	10064	11021	11629	12407	12953	12374	9648	7832
Grammar	963	1313	1356	1581	1621	1650	1786	1634	1156	1066
Independent	657	723	744	882	853	839	808	778	749	721
Sixth Form	6182	6778	6890	7536	8192	8019	8250	8095	8352	7658
FE/Tertiary	4215	4332	4700	4604	4755	4697	4613	4415	4408	4241
Academy	324	445	3954	5311
Other	698	777	944	1043	1063	1162	1251	1207	1068	951

Cumulative % at Grade C by school type

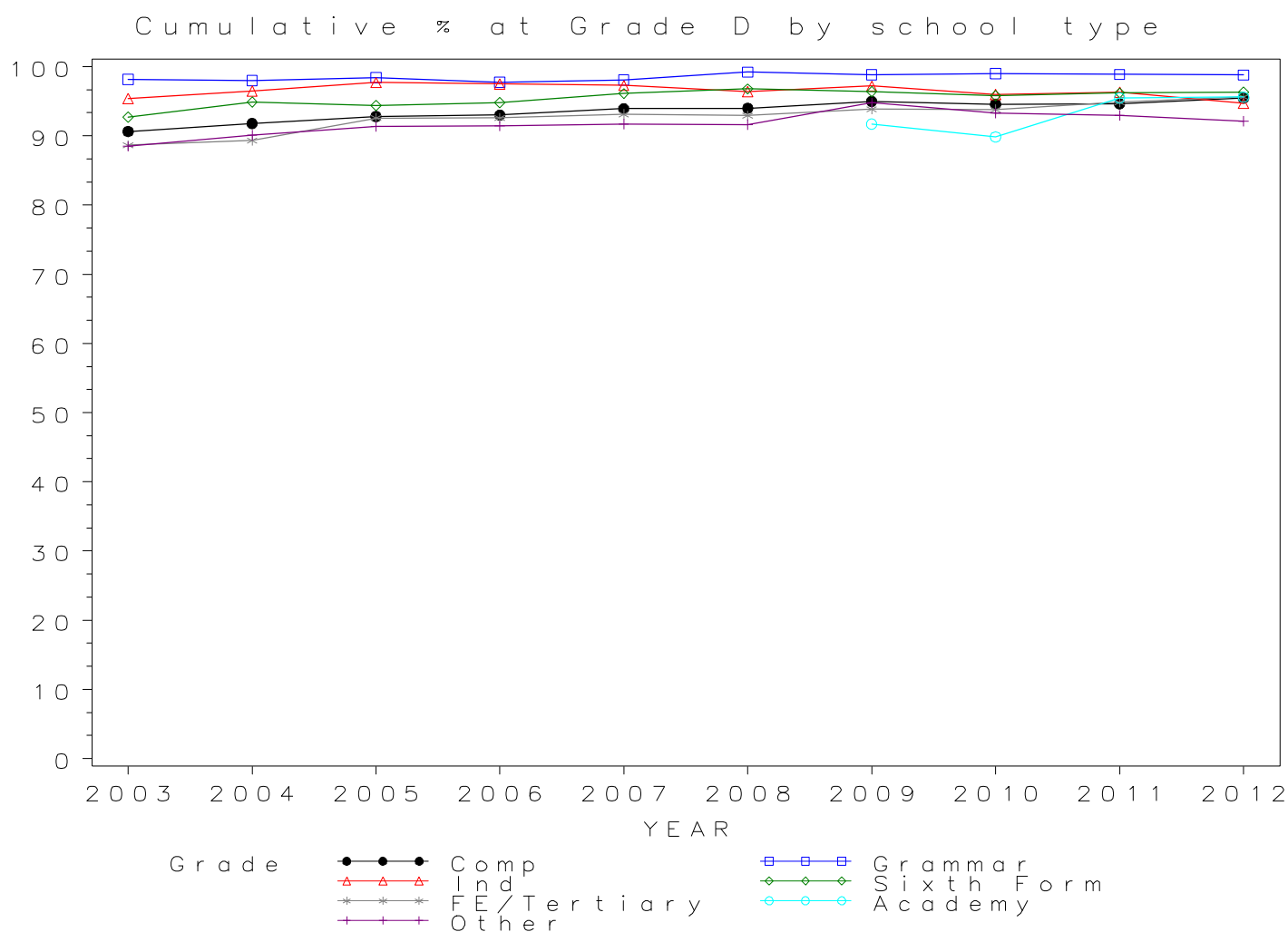


*GCE A Level COMMUNICATION STUDIES Grade D by school type 2003- 2012
Cumulative Percentages*

School type	2003	2004	2005	2006	2007	2008	2009	2010	2011	2012
Comprehensive	90.6	91.8	92.8	93.0	93.9	94.0	95.0	94.6	94.6	95.5
Grammar	98.2	98.0	98.4	97.7	98.1	99.2	98.9	99.0	98.9	98.8
Independent	95.4	96.5	97.7	97.5	97.3	96.4	97.2	96.0	96.3	94.7
Sixth Form	92.7	94.9	94.4	94.8	96.1	96.8	96.4	95.8	96.2	96.3
FE/Tertiary	88.6	89.3	92.6	92.6	93.1	92.9	93.9	93.8	94.9	95.6
Academy	91.7	89.8	95.5	95.6
Other	88.5	90.1	91.3	91.4	91.7	91.6	94.7	93.3	93.0	92.1

Cumulative Numbers

School type	2003	2004	2005	2006	2007	2008	2009	2010	2011	2012
Comprehensive	10285	11908	12745	13859	14328	15318	15877	15228	12012	9772
Grammar	1063	1427	1490	1682	1737	1759	1895	1756	1229	1152
Independent	787	834	856	1010	964	944	894	870	847	825
Sixth Form	7882	8420	8437	9067	9659	9443	9640	9634	9870	9277
FE/Tertiary	5565	5558	5852	5798	5891	5845	5802	5568	5474	5170
Academy	420	584	4786	6543
Other	943	1084	1221	1360	1395	1508	1570	1508	1332	1230



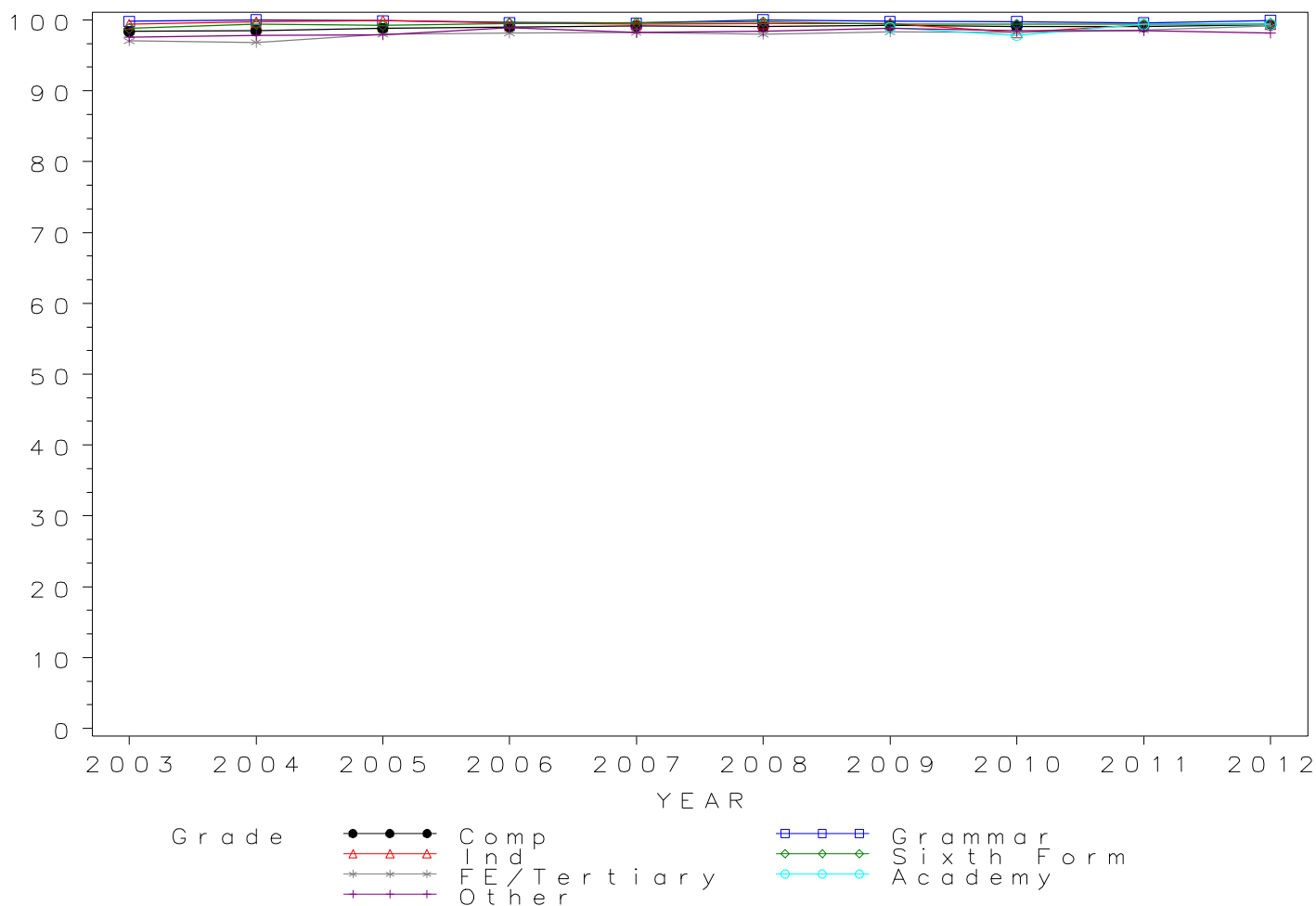
*GCE A Level COMMUNICATION STUDIES Grade E by school type 2003- 2012
Cumulative Percentages*

School type	2003	2004	2005	2006	2007	2008	2009	2010	2011	2012
Comprehensive	98.4	98.5	98.8	99.0	99.1	99.1	99.2	99.1	99.1	99.3
Grammar	99.8	100.0	99.9	99.7	99.5	100.0	99.8	99.8	99.6	99.9
Independent	99.4	99.7	99.9	99.6	99.4	99.5	99.5	98.2	99.3	99.4
Sixth Form	98.8	99.4	99.2	99.5	99.6	99.7	99.4	99.4	99.4	99.5
FE/Tertiary	97.0	96.8	98.0	98.1	98.2	98.0	98.3	98.2	98.6	99.1
Academy	98.9	97.8	99.4	99.4
Other	97.6	97.8	97.9	98.9	98.2	98.4	98.8	98.5	98.5	98.1

Cumulative Numbers

School type	2003	2004	2005	2006	2007	2008	2009	2010	2011	2012
Comprehensive	11164	12778	13565	14747	15121	16144	16587	15957	12577	10167
Grammar	1081	1456	1512	1715	1763	1773	1913	1770	1238	1165
Independent	820	861	875	1032	985	974	915	890	874	866
Sixth Form	8401	8819	8866	9516	10011	9726	9940	9996	10198	9585
FE/Tertiary	6092	6025	6194	6146	6213	6164	6074	5829	5687	5360
Academy	453	636	4982	6803
Other	1040	1177	1309	1472	1494	1619	1637	1592	1411	1310

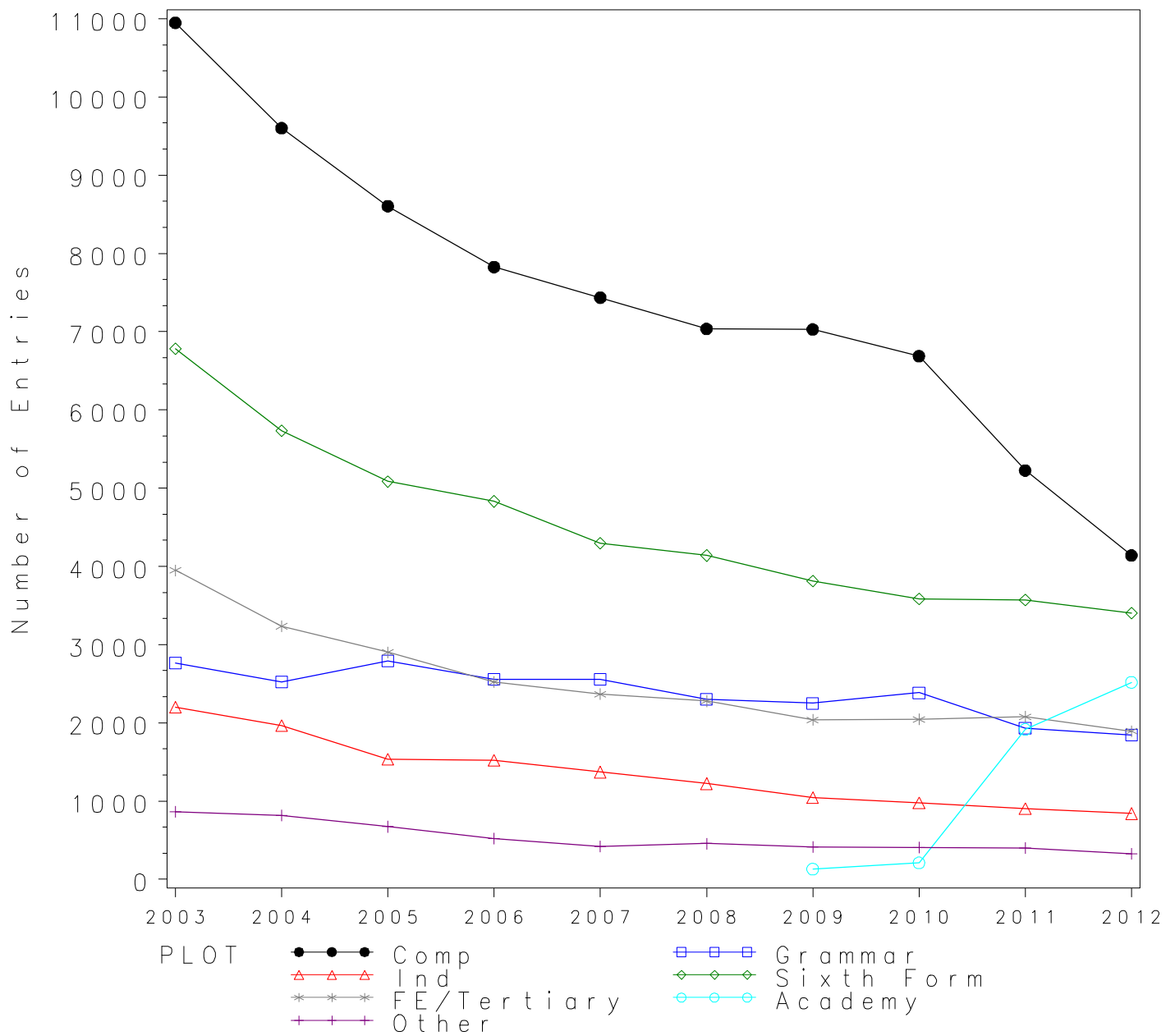
Cumulative % at Grade E by school type



*Numbers of GCE A Level entries in COMPUTING/INFORMATION by school type
2003- 2012*

School type	2003	2004	2005	2006	2007	2008	2009	2010	2011	2012
Comprehensive	10948	9602	8604	7826	7435	7037	7030	6688	5226	4141
Grammar	2763	2523	2793	2556	2557	2303	2251	2385	1932	1847
Independent	2203	1964	1538	1524	1372	1224	1046	979	906	841
Sixth Form	6783	5734	5085	4831	4295	4139	3811	3584	3572	3402
FE/Tertiary	3950	3235	2902	2524	2367	2279	2038	2045	2078	1894
Academy	132	211	1917	2518
Other	866	818	673	520	420	457	416	409	401	326

GCE A Level COMPUTING/INFORMATION Entries by school type 2003–2012



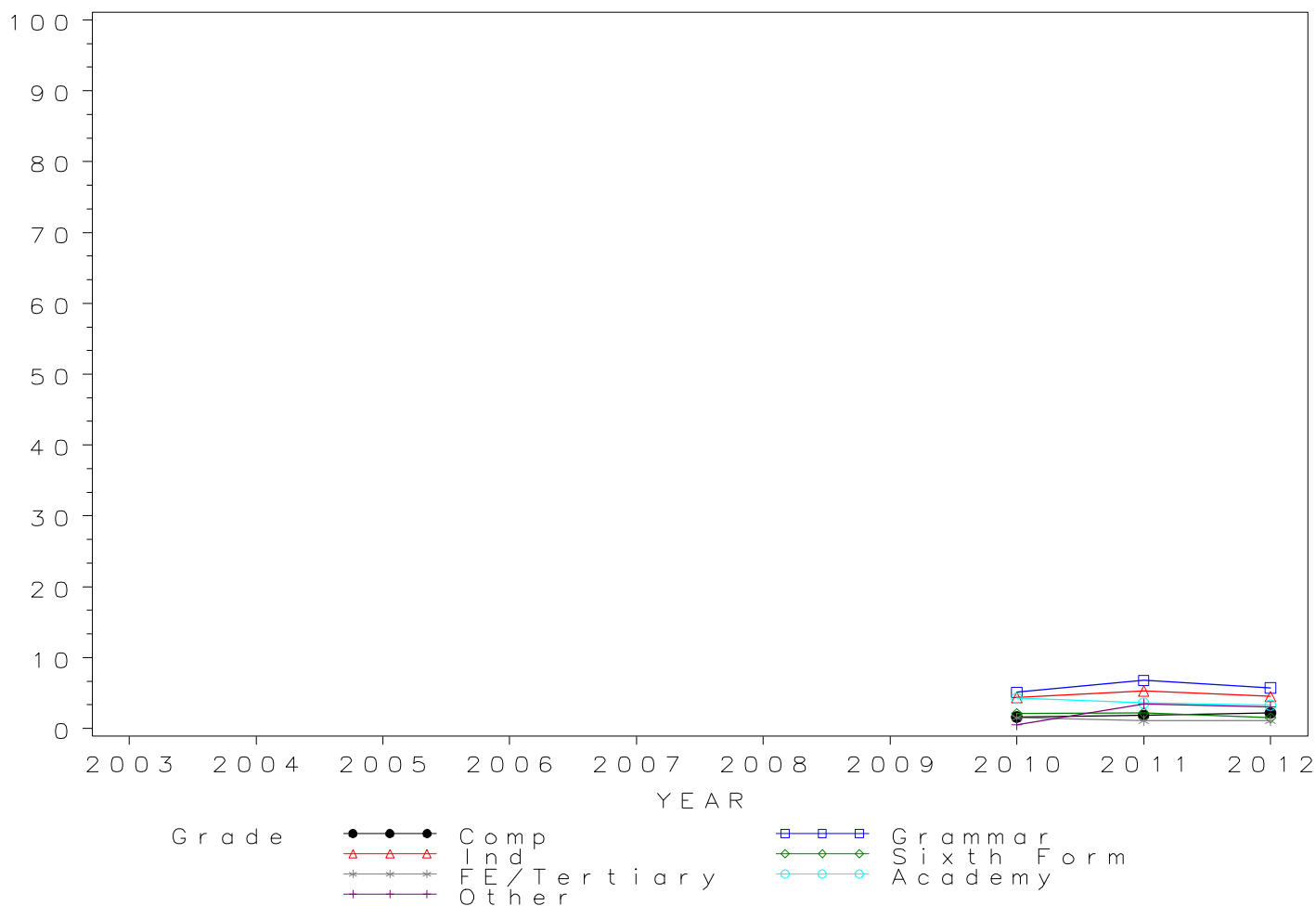
GCE A Level COMPUTING/INFORMATION Grade A by school type 2003- 2012
Cumulative Percentages*

School type	2003	2004	2005	2006	2007	2008	2009	2010	2011	2012
Comprehensive	1.6	1.9	2.2
Grammar	5.1	6.8	5.7
Independent	4.4	5.3	4.5
Sixth Form	2.1	2.2	1.5
FE/Tertiary	1.5	1.1	1.1
Academy	4.3	3.6	3.3
Other	0.5	3.5	3.1

Cumulative Numbers

School type	2003	2004	2005	2006	2007	2008	2009	2010	2011	2012
Comprehensive	109	97	91
Grammar	122	131	106
Independent	43	48	38
Sixth Form	75	79	51
FE/Tertiary	31	23	21
Academy	9	69	83
Other	2	14	10

Cumulative % at Grade A* by school type



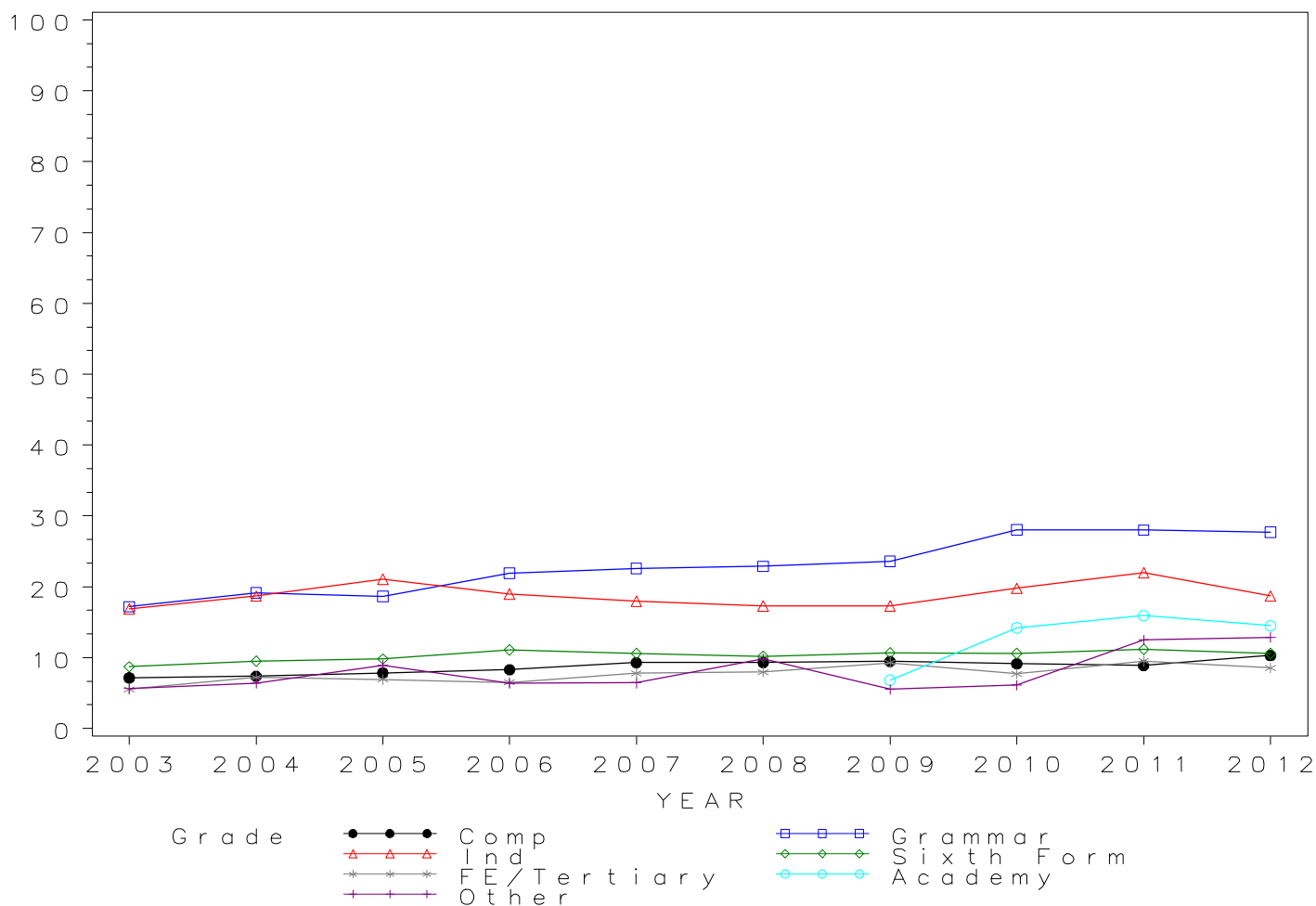
*GCE A Level COMPUTING/INFORMATION Grade A by school type 2003- 2012
Cumulative Percentages*

School type	2003	2004	2005	2006	2007	2008	2009	2010	2011	2012
Comprehensive	7.2	7.4	7.8	8.3	9.3	9.3	9.5	9.2	8.9	10.3
Grammar	17.2	19.1	18.7	21.9	22.6	22.9	23.6	28.1	28.0	27.7
Independent	16.9	18.7	21.1	19.0	18.0	17.3	17.3	19.8	22.0	18.7
Sixth Form	8.7	9.5	9.8	11.1	10.6	10.2	10.7	10.6	11.2	10.6
FE/Tertiary	5.5	7.2	6.9	6.5	7.8	8.0	9.3	7.7	9.5	8.6
Academy	6.8	14.2	15.9	14.5
Other	5.7	6.4	8.9	6.3	6.4	9.8	5.5	6.1	12.5	12.9

Cumulative Numbers

School type	2003	2004	2005	2006	2007	2008	2009	2010	2011	2012
Comprehensive	783	709	674	649	690	654	666	612	464	426
Grammar	475	483	521	560	578	527	531	669	541	512
Independent	372	367	325	290	247	212	181	194	199	157
Sixth Form	590	545	498	536	455	422	408	380	400	361
FE/Tertiary	219	234	201	164	185	182	189	158	198	162
Academy	9	30	305	365
Other	49	52	60	33	27	45	23	25	50	42

Cumulative % at Grade A by school type



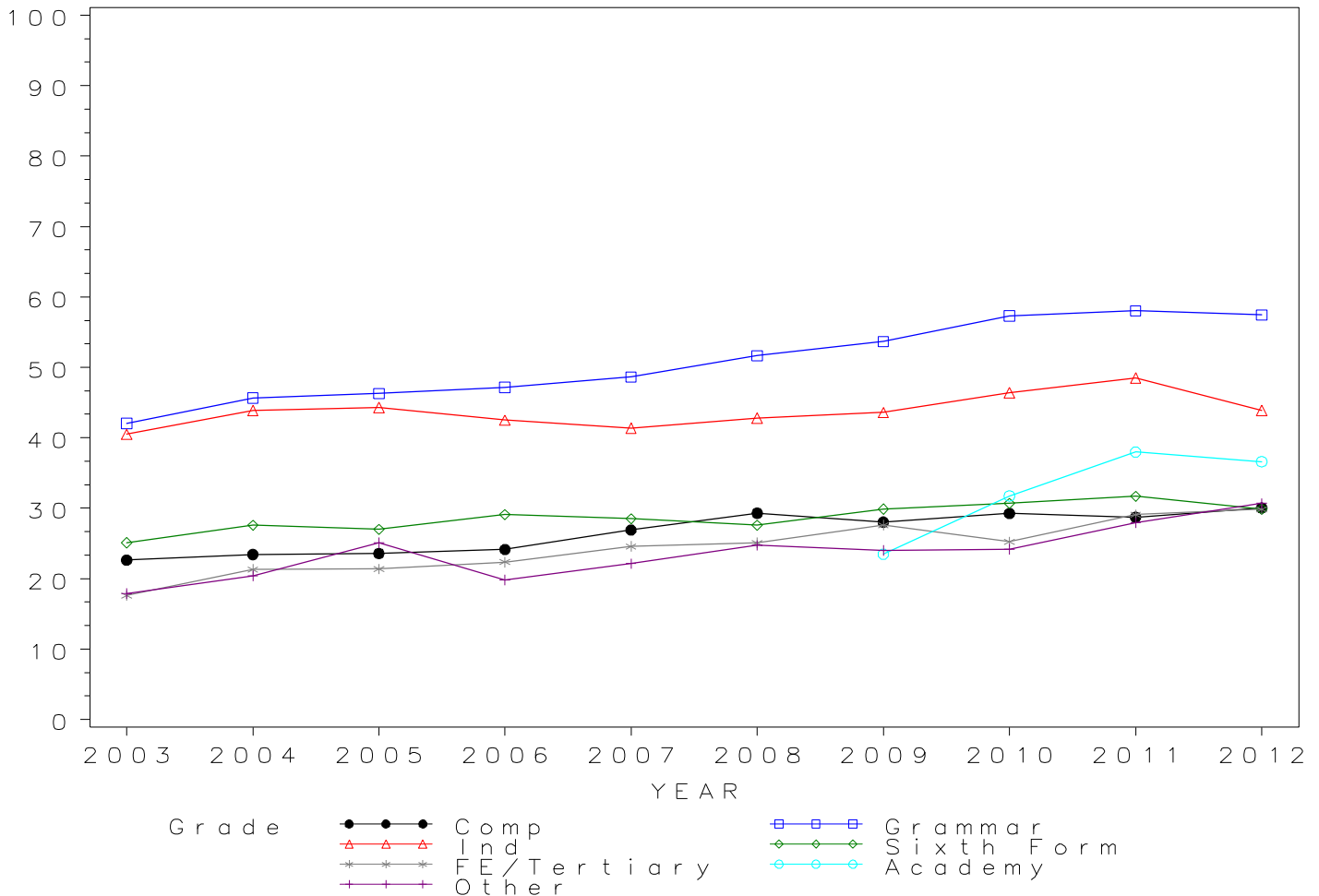
*GCE A Level COMPUTING/INFORMATION Grade B by school type 2003- 2012
Cumulative Percentages*

School type	2003	2004	2005	2006	2007	2008	2009	2010	2011	2012
Comprehensive	22.6	23.4	23.6	24.1	26.9	29.3	28.0	29.3	28.7	30.0
Grammar	42.1	45.7	46.3	47.2	48.7	51.7	53.7	57.3	58.0	57.4
Independent	40.5	43.9	44.3	42.5	41.4	42.8	43.6	46.4	48.5	43.9
Sixth Form	25.1	27.6	27.0	29.1	28.5	27.6	29.9	30.7	31.7	29.9
FE/Tertiary	17.6	21.3	21.4	22.3	24.6	25.1	27.6	25.2	29.1	29.8
Academy	23.5	31.8	38.0	36.6
Other	17.9	20.4	25.1	19.8	22.1	24.7	24.0	24.2	27.9	30.7

Cumulative Numbers

School type	2003	2004	2005	2006	2007	2008	2009	2010	2011	2012
Comprehensive	2479	2251	2029	1889	2000	2062	1971	1958	1501	1244
Grammar	1162	1152	1293	1206	1244	1190	1208	1367	1121	1061
Independent	892	862	681	648	568	524	456	454	439	369
Sixth Form	1703	1583	1373	1406	1224	1142	1139	1100	1132	1017
FE/Tertiary	696	690	621	564	582	572	563	516	605	565
Academy	31	67	728	922
Other	155	167	169	103	93	113	100	99	112	100

Cumulative % at Grade B by school type



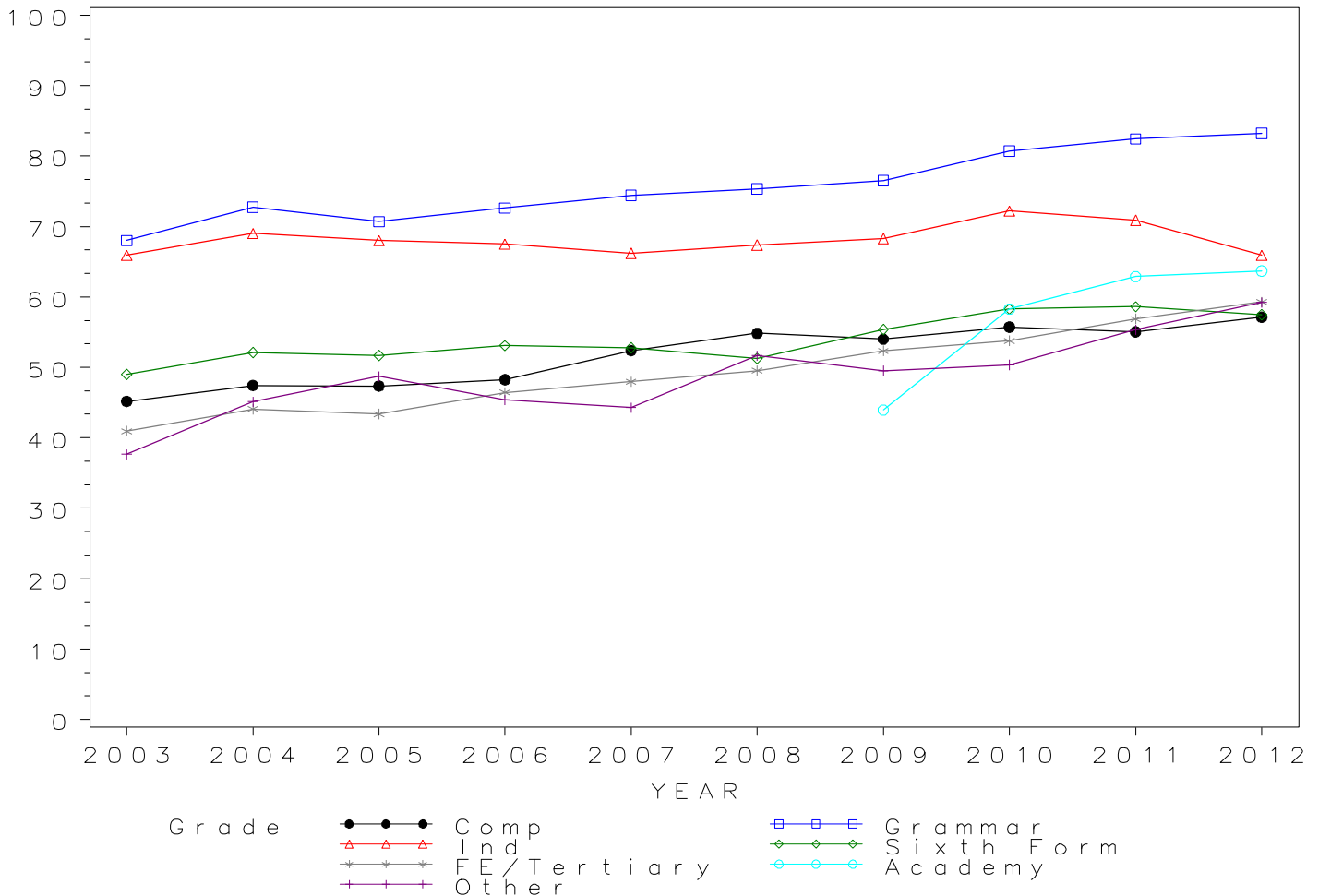
*GCE A Level COMPUTING/INFORMATION Grade C by school type 2003- 2012
Cumulative Percentages*

School type	2003	2004	2005	2006	2007	2008	2009	2010	2011	2012
Comprehensive	45.2	47.4	47.4	48.3	52.4	54.8	54.0	55.7	55.1	57.1
Grammar	68.0	72.7	70.7	72.6	74.4	75.3	76.5	80.7	82.5	83.2
Independent	65.9	69.0	68.0	67.5	66.2	67.4	68.3	72.2	70.9	65.9
Sixth Form	49.0	52.1	51.7	53.1	52.8	51.3	55.4	58.3	58.6	57.5
FE/Tertiary	41.0	44.1	43.4	46.4	48.0	49.5	52.4	53.8	56.9	59.3
Academy	43.9	58.3	62.9	63.7
Other	37.6	45.1	48.7	45.4	44.3	51.6	49.5	50.4	55.4	59.2

Cumulative Numbers

School type	2003	2004	2005	2006	2007	2008	2009	2010	2011	2012
Comprehensive	4946	4555	4074	3777	3895	3858	3796	3727	2877	2366
Grammar	1879	1835	1975	1856	1903	1735	1723	1925	1593	1537
Independent	1452	1355	1046	1029	908	825	714	707	642	554
Sixth Form	3324	2987	2629	2565	2268	2123	2111	2089	2093	1956
FE/Tertiary	1618	1426	1259	1172	1135	1129	1067	1100	1182	1123
Academy	58	123	1206	1604
Other	326	369	328	236	186	236	206	206	222	193

Cumulative % at Grade C by school type



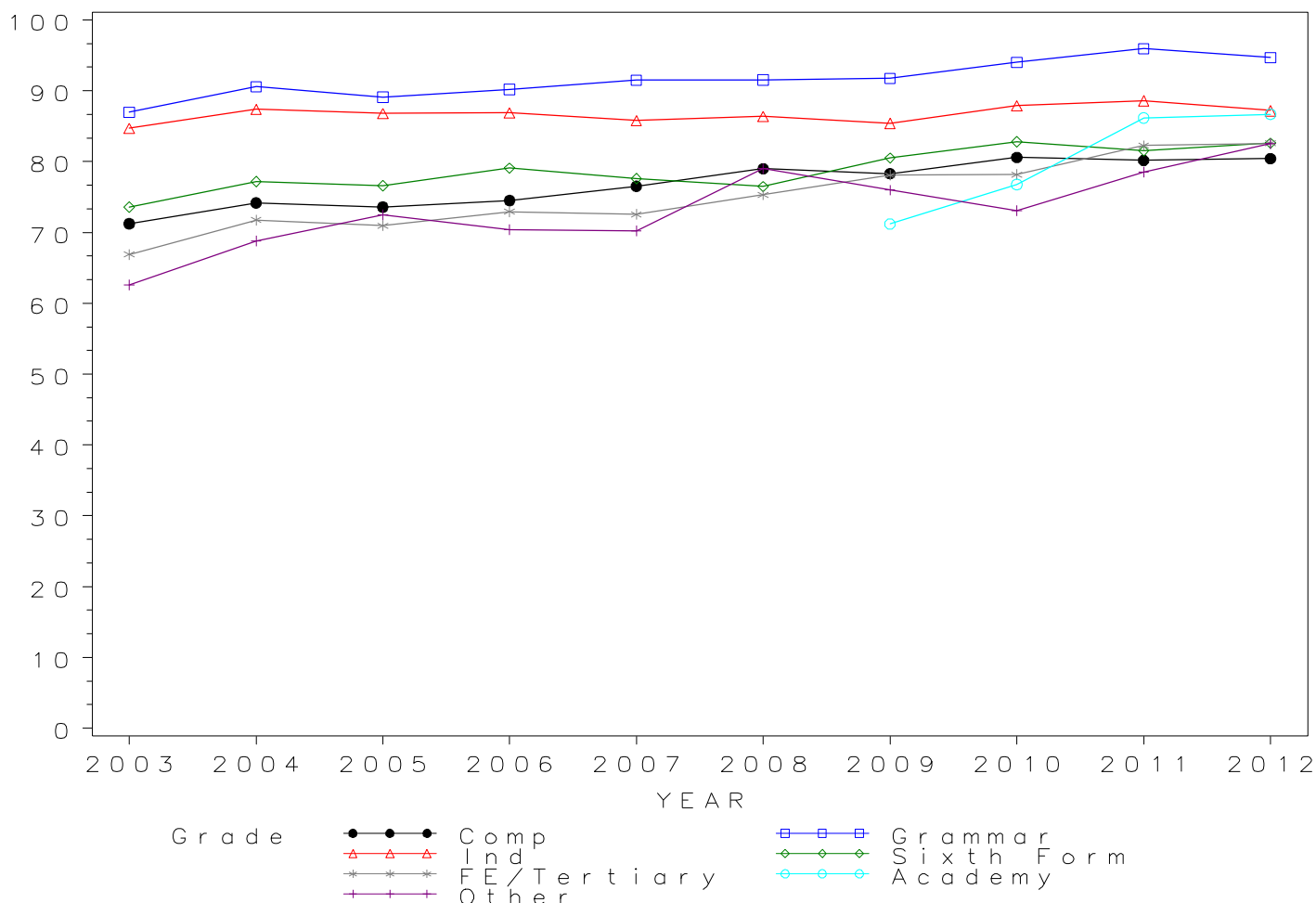
*GCE A Level COMPUTING/INFORMATION Grade D by school type 2003- 2012
Cumulative Percentages*

School type	2003	2004	2005	2006	2007	2008	2009	2010	2011	2012
Comprehensive	71.2	74.2	73.6	74.5	76.5	79.0	78.3	80.6	80.2	80.4
Grammar	87.0	90.6	89.1	90.2	91.5	91.5	91.7	94.0	96.0	94.7
Independent	84.7	87.4	86.8	86.9	85.8	86.4	85.4	87.9	88.6	87.2
Sixth Form	73.6	77.2	76.6	79.1	77.6	76.5	80.5	82.8	81.5	82.6
FE/Tertiary	66.9	71.7	71.0	72.9	72.6	75.3	78.1	78.2	82.3	82.6
Academy	71.2	76.8	86.2	86.7
Other	62.6	68.8	72.5	70.4	70.2	79.0	76.0	73.1	78.6	82.5

Cumulative Numbers

School type	2003	2004	2005	2006	2007	2008	2009	2010	2011	2012
Comprehensive	7799	7122	6331	5832	5689	5559	5505	5391	4190	3331
Grammar	2403	2285	2489	2305	2340	2108	2065	2242	1854	1749
Independent	1866	1717	1335	1324	1177	1058	893	861	803	733
Sixth Form	4992	4427	3895	3821	3333	3166	3068	2968	2911	2810
FE/Tertiary	2642	2321	2060	1841	1718	1716	1592	1599	1710	1564
Academy	94	162	1652	2183
Other	542	563	488	366	295	361	316	299	315	269

Cumulative % at Grade D by school type

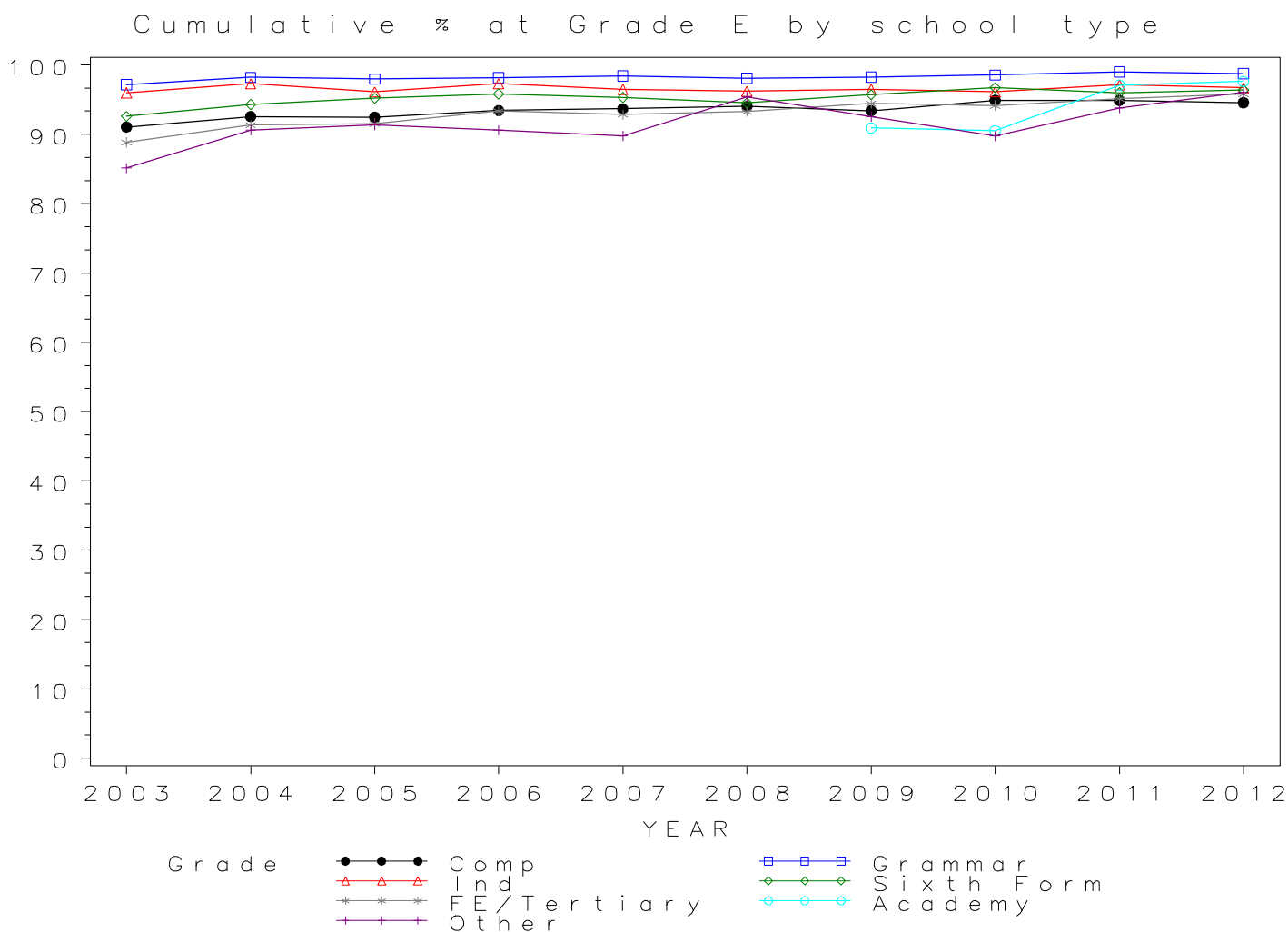


*GCE A Level COMPUTING/INFORMATION Grade E by school type 2003- 2012
Cumulative Percentages*

School type	2003	2004	2005	2006	2007	2008	2009	2010	2011	2012
Comprehensive	91.1	92.6	92.5	93.4	93.7	94.0	93.4	94.9	94.9	94.6
Grammar	97.2	98.2	98.0	98.2	98.4	98.1	98.3	98.5	99.0	98.8
Independent	96.0	97.3	96.1	97.3	96.5	96.2	96.5	96.1	97.1	96.7
Sixth Form	92.6	94.3	95.2	95.8	95.3	94.5	95.7	96.7	96.0	96.4
FE/Tertiary	88.8	91.3	91.5	93.3	92.9	93.2	94.5	94.1	95.1	95.8
Academy	90.9	90.5	97.1	97.6
Other	85.1	90.6	91.4	90.6	89.8	95.4	92.5	89.7	93.8	96.0

Cumulative Numbers

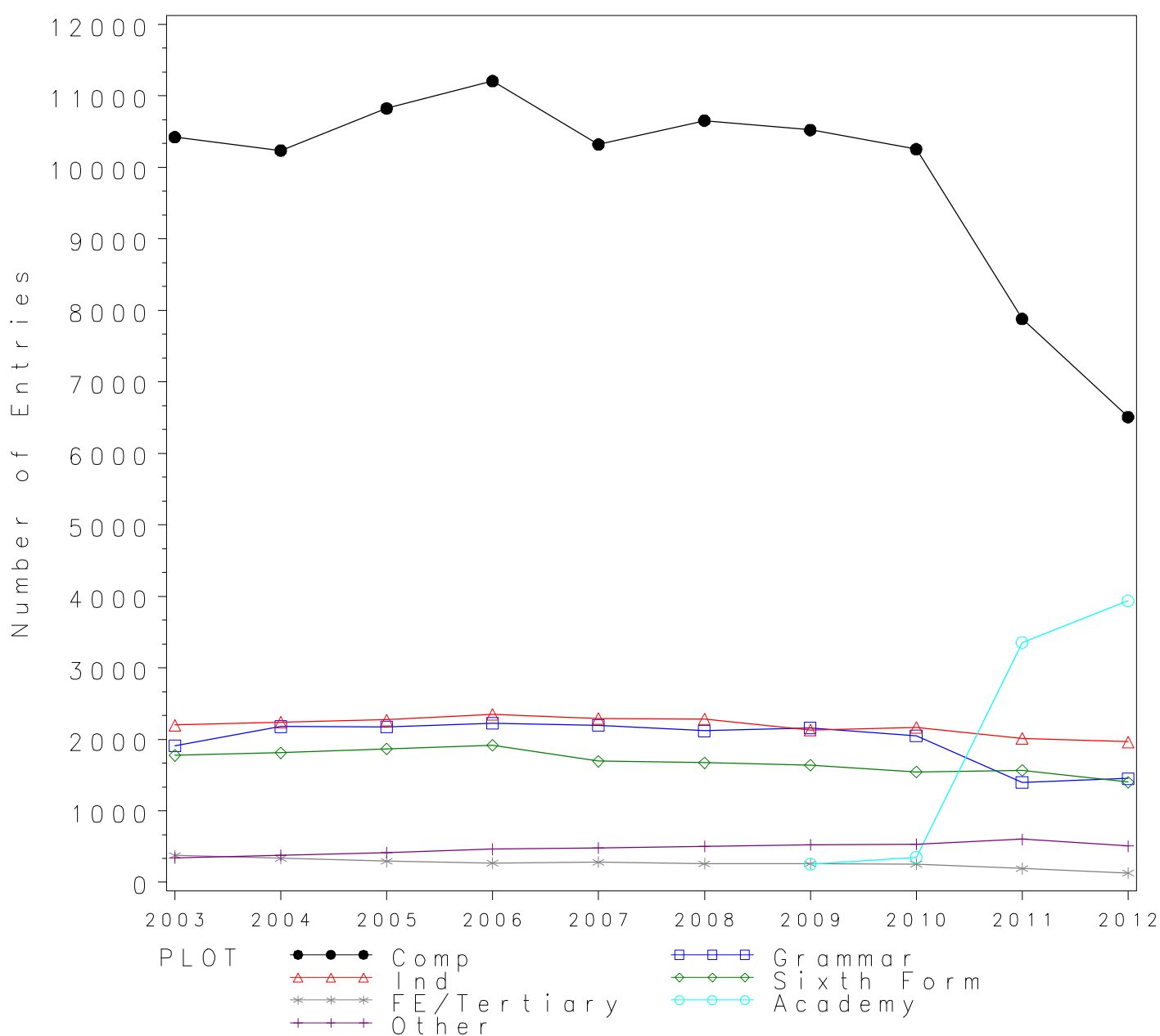
School type	2003	2004	2005	2006	2007	2008	2009	2010	2011	2012
Comprehensive	9969	8888	7957	7313	6964	6616	6566	6346	4959	3916
Grammar	2685	2478	2736	2509	2516	2259	2212	2350	1913	1824
Independent	2115	1911	1478	1483	1324	1177	1009	941	880	813
Sixth Form	6281	5407	4841	4628	4093	3911	3647	3466	3429	3280
FE/Tertiary	3509	2955	2656	2356	2198	2125	1925	1925	1977	1814
Academy	120	191	1861	2458
Other	737	741	615	471	377	436	385	367	376	313



*Numbers of GCE A Level entries in DESIGN AND TECHNOLOGY by school type
2003- 2012*

School type	2003	2004	2005	2006	2007	2008	2009	2010	2011	2012
Comprehensive	10423	10236	10825	11207	10322	10654	10523	10255	7880	6508
Grammar	1909	2178	2175	2226	2197	2118	2160	2048	1399	1452
Independent	2199	2238	2272	2349	2290	2283	2132	2167	2014	1964
Sixth Form	1775	1811	1865	1915	1693	1671	1638	1544	1566	1400
FE/Tertiary	374	334	294	270	281	260	259	255	192	131
Academy	255	351	3356	3937
Other	342	379	415	463	480	503	524	532	601	506

GCE A Level DESIGN AND TECHNOLOGY Entries by school type 2003–2012



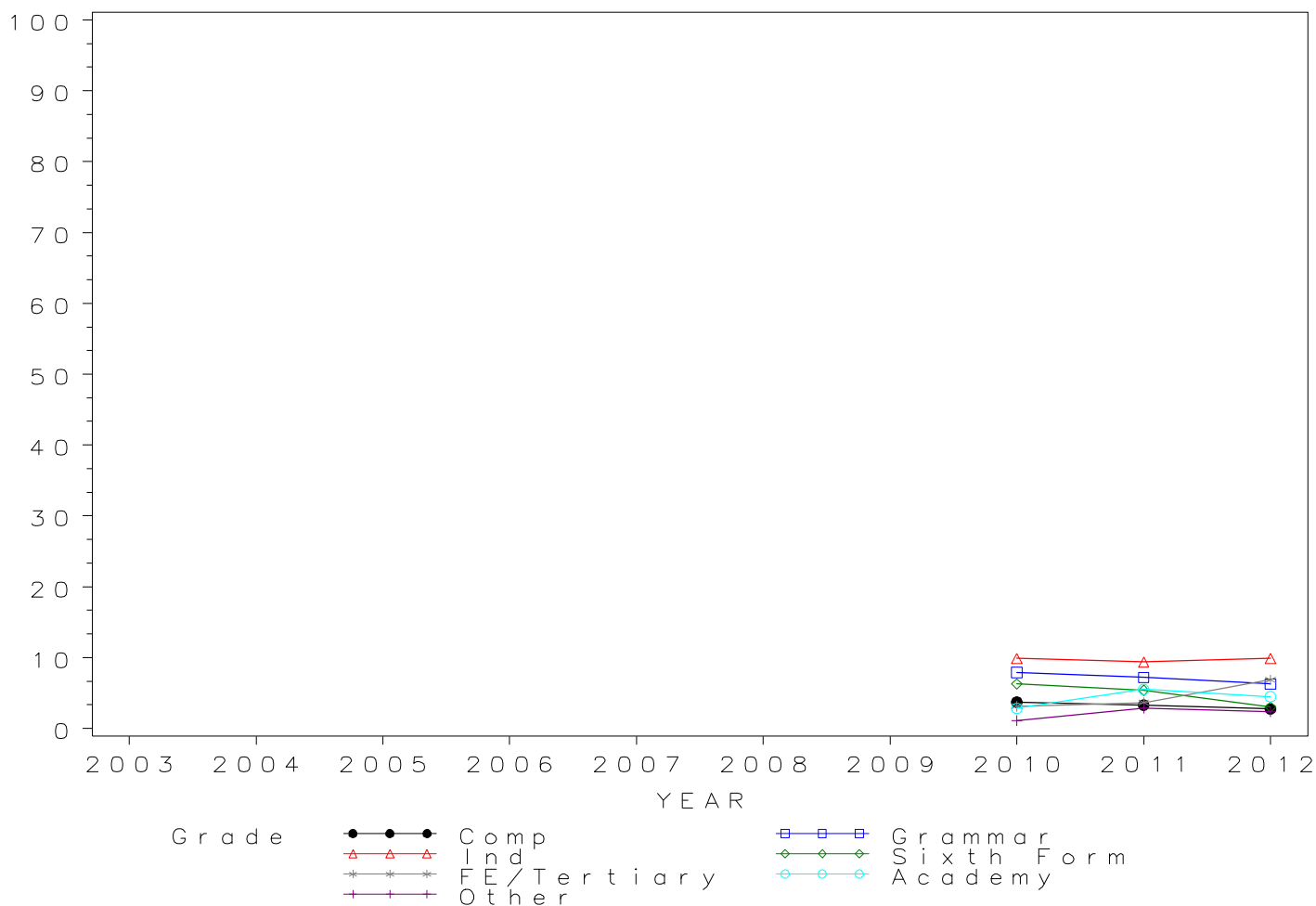
GCE A Level DESIGN AND TECHNOLOGY Grade A by school type 2003- 2012
Cumulative Percentages*

School type	2003	2004	2005	2006	2007	2008	2009	2010	2011	2012
Comprehensive	3.7	3.3	2.8
Grammar	7.9	7.2	6.3
Independent	9.9	9.4	9.9
Sixth Form	6.3	5.4	3.0
FE/Tertiary	3.1	3.6	6.9
Academy	2.8	5.5	4.5
Other	1.1	2.8	2.4

Cumulative Numbers

School type	2003	2004	2005	2006	2007	2008	2009	2010	2011	2012
Comprehensive	381	261	179
Grammar	162	101	91
Independent	215	189	194
Sixth Form	97	85	42
FE/Tertiary	8	7	9
Academy	10	185	177
Other	6	17	12

Cumulative % at Grade A* by school type



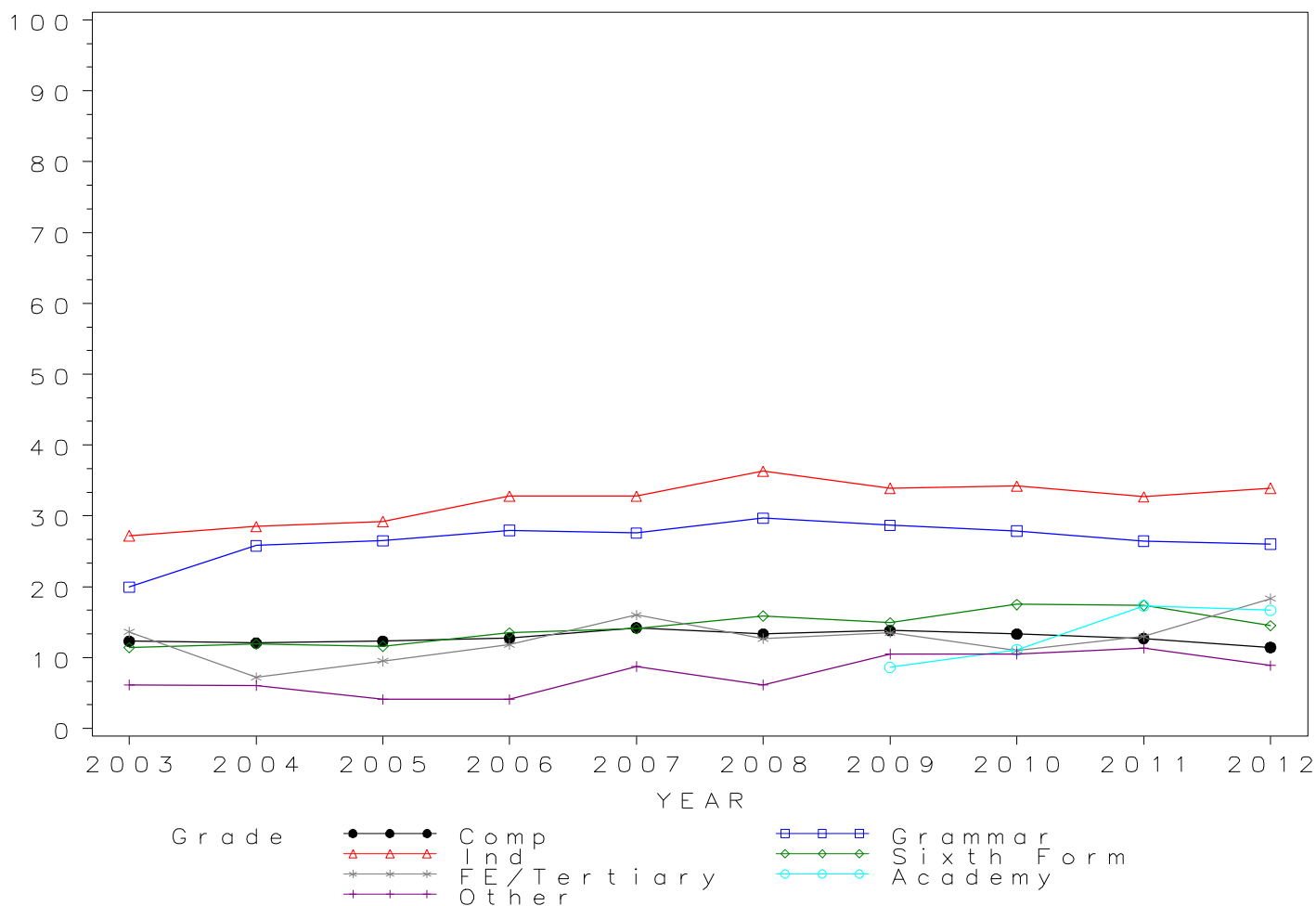
*GCE A Level DESIGN AND TECHNOLOGY Grade A by school type 2003- 2012
Cumulative Percentages*

School type	2003	2004	2005	2006	2007	2008	2009	2010	2011	2012
Comprehensive	12.3	12.1	12.3	12.7	14.2	13.3	13.8	13.3	12.7	11.4
Grammar	20.0	25.8	26.5	27.9	27.6	29.7	28.7	27.9	26.4	26.0
Independent	27.2	28.5	29.2	32.8	32.8	36.3	33.9	34.2	32.7	33.9
Sixth Form	11.4	11.9	11.6	13.5	14.1	15.9	14.9	17.5	17.4	14.5
FE/Tertiary	13.6	7.2	9.5	11.9	16.0	12.7	13.5	11.0	13.0	18.3
Academy	8.6	11.1	17.3	16.7
Other	6.1	6.1	4.1	4.1	8.8	6.2	10.5	10.5	11.3	8.9

Cumulative Numbers

School type	2003	2004	2005	2006	2007	2008	2009	2010	2011	2012
Comprehensive	1285	1235	1334	1427	1467	1420	1455	1367	1001	745
Grammar	381	562	576	622	606	629	619	571	370	378
Independent	598	638	663	770	751	829	723	741	659	666
Sixth Form	202	216	216	259	239	266	244	270	272	203
FE/Tertiary	51	24	28	32	45	33	35	28	25	24
Academy	22	39	581	657
Other	21	23	17	19	42	31	55	56	68	45

Cumulative % at Grade A by school type



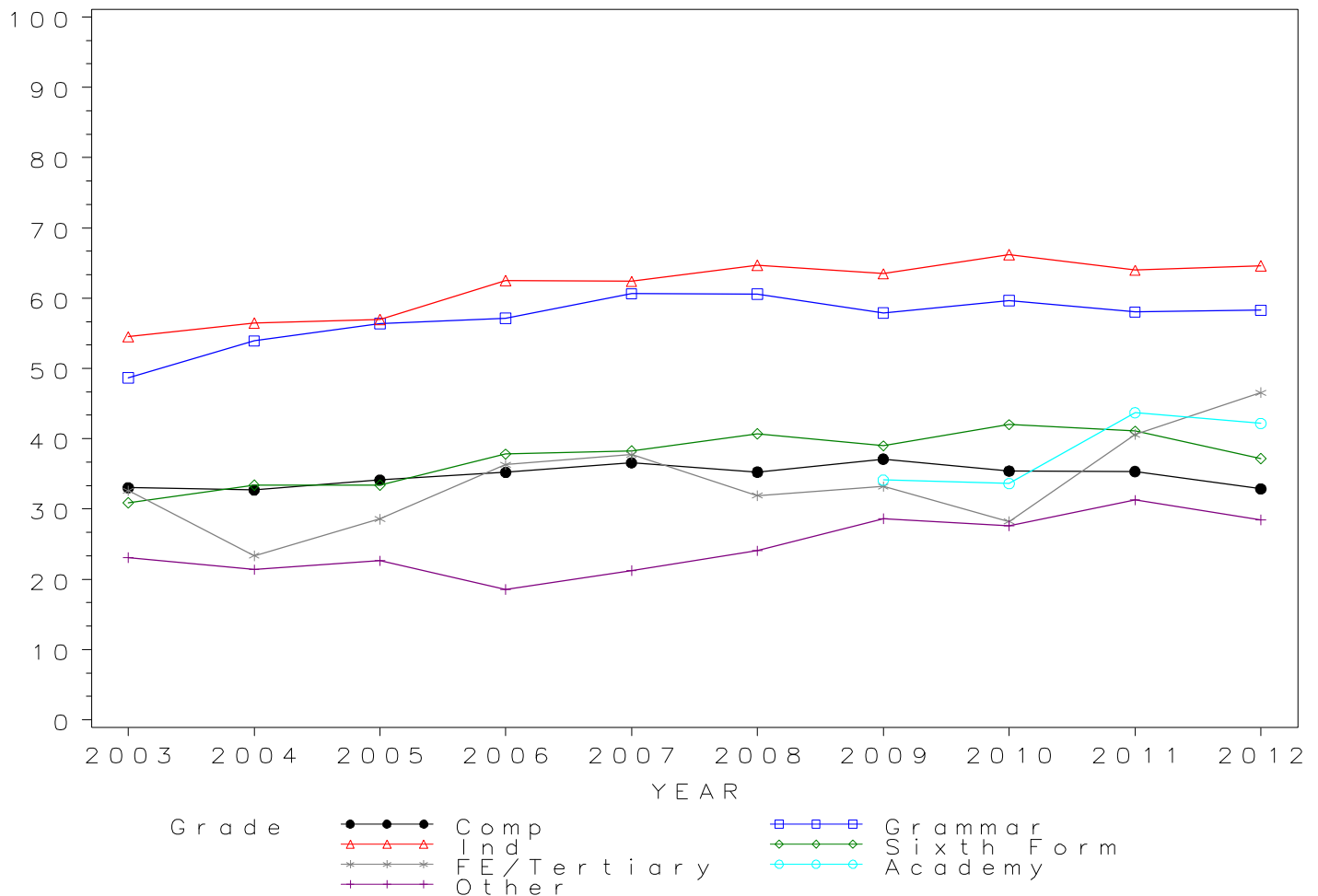
*GCE A Level DESIGN AND TECHNOLOGY Grade B by school type 2003- 2012
Cumulative Percentages*

School type	2003	2004	2005	2006	2007	2008	2009	2010	2011	2012
Comprehensive	33.0	32.7	34.1	35.2	36.6	35.3	37.1	35.4	35.3	32.9
Grammar	48.7	53.9	56.4	57.1	60.6	60.6	57.9	59.7	58.0	58.3
Independent	54.5	56.5	57.0	62.5	62.4	64.7	63.5	66.2	64.0	64.6
Sixth Form	30.9	33.4	33.4	37.8	38.3	40.7	39.0	42.0	41.1	37.2
FE/Tertiary	32.6	23.4	28.6	36.3	37.7	31.9	33.2	28.2	40.6	46.6
Academy	34.1	33.6	43.7	42.2
Other	23.1	21.4	22.7	18.6	21.3	24.1	28.6	27.6	31.3	28.5

Cumulative Numbers

School type	2003	2004	2005	2006	2007	2008	2009	2010	2011	2012
Comprehensive	3443	3349	3694	3946	3776	3756	3904	3631	2785	2138
Grammar	929	1174	1227	1272	1332	1283	1251	1222	812	846
Independent	1198	1264	1295	1468	1429	1477	1354	1435	1289	1269
Sixth Form	548	605	623	724	648	680	639	648	644	521
FE/Tertiary	122	78	84	98	106	83	86	72	78	61
Academy	87	118	1467	1661
Other	79	81	94	86	102	121	150	147	188	144

Cumulative % at Grade B by school type



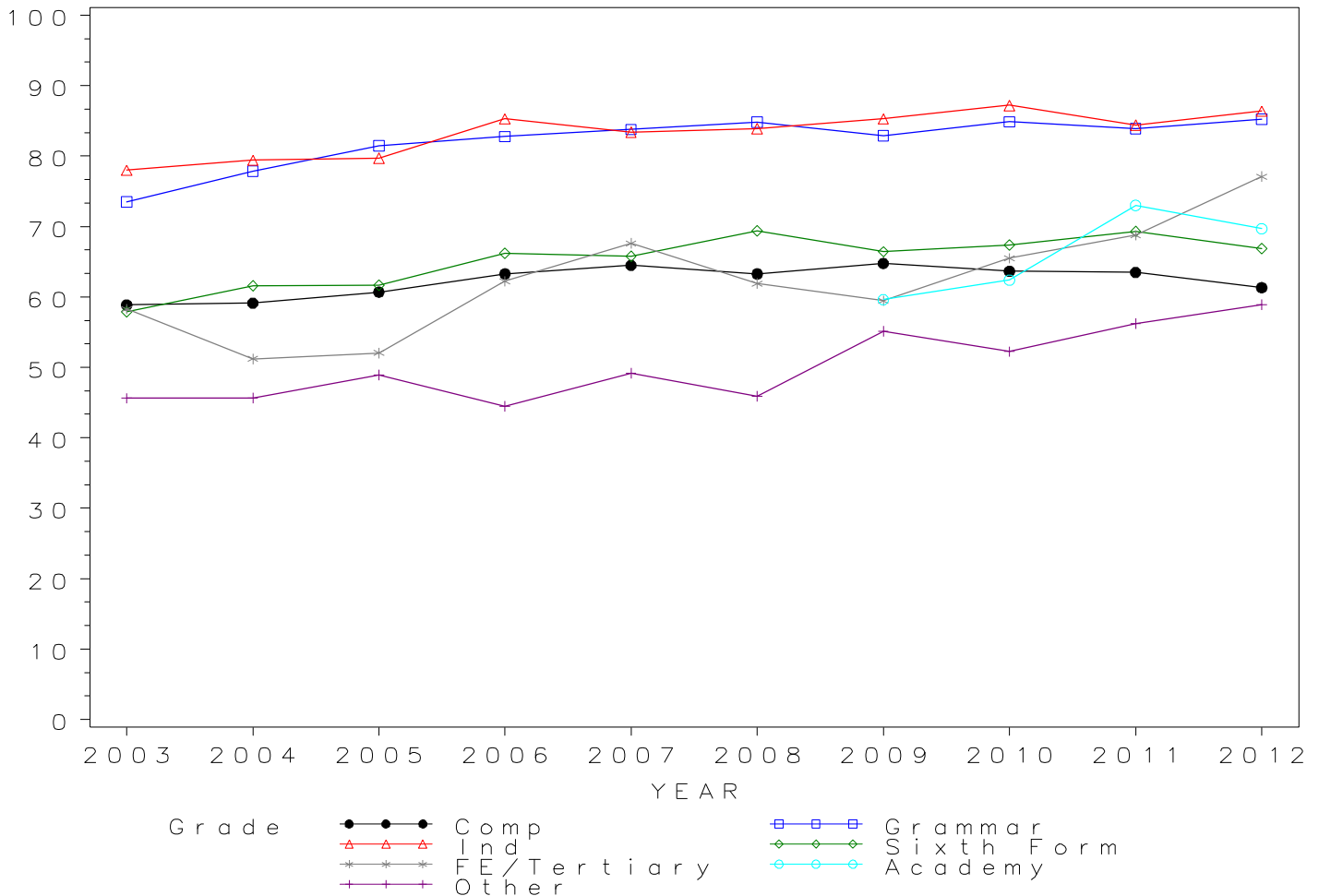
*GCE A Level DESIGN AND TECHNOLOGY Grade C by school type 2003- 2012
Cumulative Percentages*

School type	2003	2004	2005	2006	2007	2008	2009	2010	2011	2012
Comprehensive	58.9	59.1	60.7	63.3	64.5	63.3	64.8	63.6	63.5	61.3
Grammar	73.5	77.9	81.5	82.8	83.8	84.8	82.9	84.9	83.9	85.3
Independent	78.0	79.4	79.7	85.3	83.4	83.9	85.3	87.2	84.4	86.4
Sixth Form	57.9	61.6	61.7	66.2	65.8	69.4	66.4	67.4	69.3	66.9
FE/Tertiary	58.3	51.2	52.0	62.2	67.6	61.9	59.5	65.5	68.8	77.1
Academy	59.6	62.4	73.0	69.7
Other	45.6	45.6	48.9	44.5	49.2	45.9	55.2	52.3	56.2	58.9

Cumulative Numbers

School type	2003	2004	2005	2006	2007	2008	2009	2010	2011	2012
Comprehensive	6137	6053	6570	7092	6655	6741	6815	6527	5004	3991
Grammar	1403	1696	1772	1843	1841	1797	1791	1738	1174	1238
Independent	1715	1777	1811	2004	1910	1915	1819	1890	1700	1697
Sixth Form	1028	1116	1151	1268	1114	1160	1088	1041	1085	937
FE/Tertiary	218	171	153	168	190	161	154	167	132	101
Academy	152	219	2450	2744
Other	156	173	203	206	236	231	289	278	338	298

Cumulative % at Grade C by school type



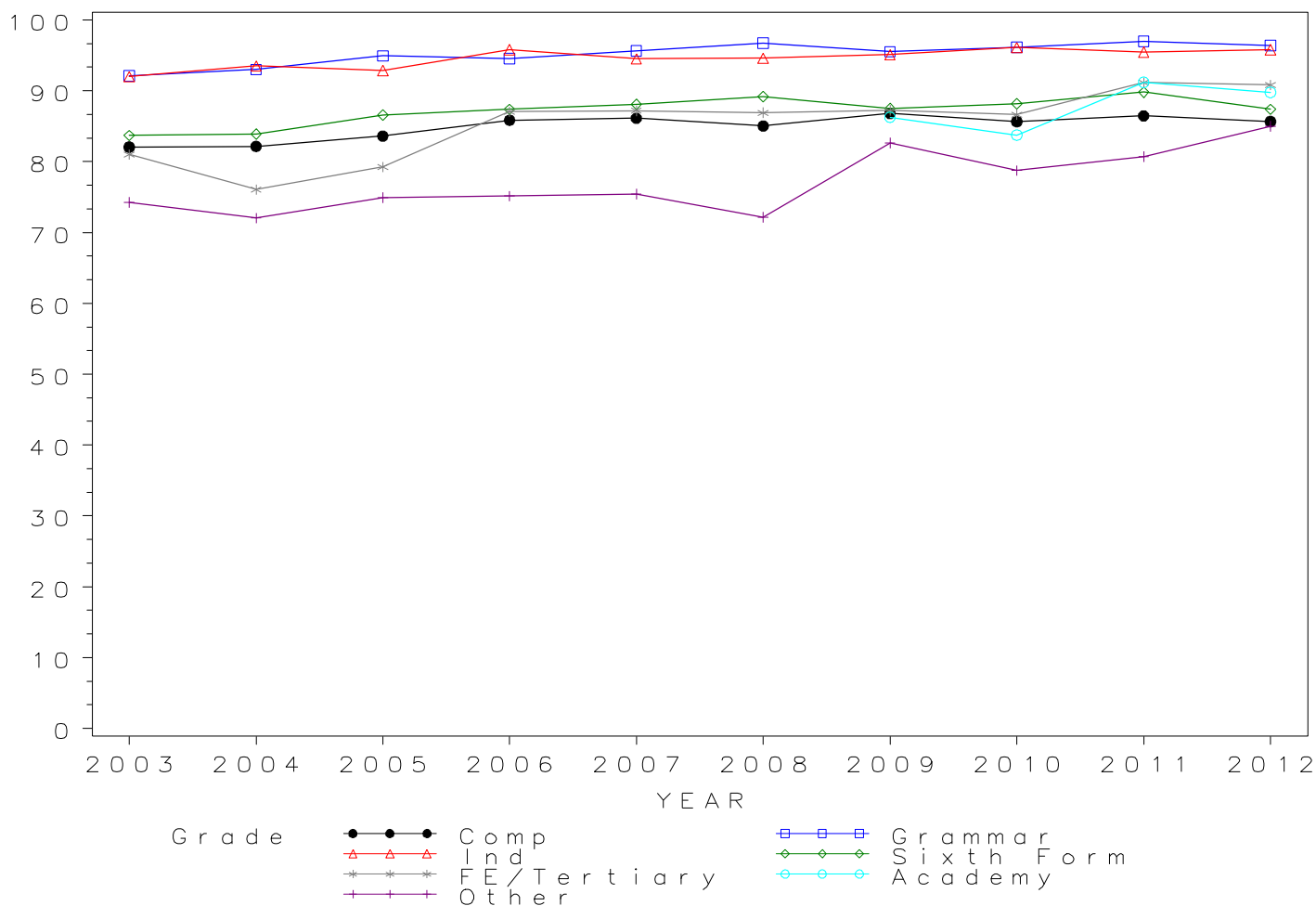
*GCE A Level DESIGN AND TECHNOLOGY Grade D by school type 2003- 2012
Cumulative Percentages*

School type	2003	2004	2005	2006	2007	2008	2009	2010	2011	2012
Comprehensive	82.1	82.2	83.6	85.9	86.1	85.0	86.8	85.7	86.5	85.7
Grammar	92.1	93.0	94.9	94.6	95.6	96.7	95.5	96.1	97.0	96.4
Independent	92.0	93.5	92.9	95.8	94.5	94.6	95.1	96.1	95.5	95.8
Sixth Form	83.7	83.9	86.6	87.4	88.1	89.2	87.5	88.2	89.8	87.4
FE/Tertiary	81.0	76.0	79.3	87.0	87.2	86.9	87.3	86.7	91.1	90.8
Academy	86.3	83.8	91.2	89.8
Other	74.3	72.0	74.9	75.2	75.4	72.2	82.6	78.8	80.7	85.0

Cumulative Numbers

School type	2003	2004	2005	2006	2007	2008	2009	2010	2011	2012
Comprehensive	8553	8410	9053	9622	8889	9059	9135	8784	6815	5575
Grammar	1759	2026	2065	2105	2101	2049	2063	1969	1357	1400
Independent	2023	2093	2111	2250	2164	2160	2028	2082	1923	1882
Sixth Form	1486	1519	1615	1674	1492	1491	1433	1362	1406	1224
FE/Tertiary	303	254	233	235	245	226	226	221	175	119
Academy	220	294	3061	3535
Other	254	273	311	348	362	363	433	419	485	430

Cumulative % at Grade D by school type

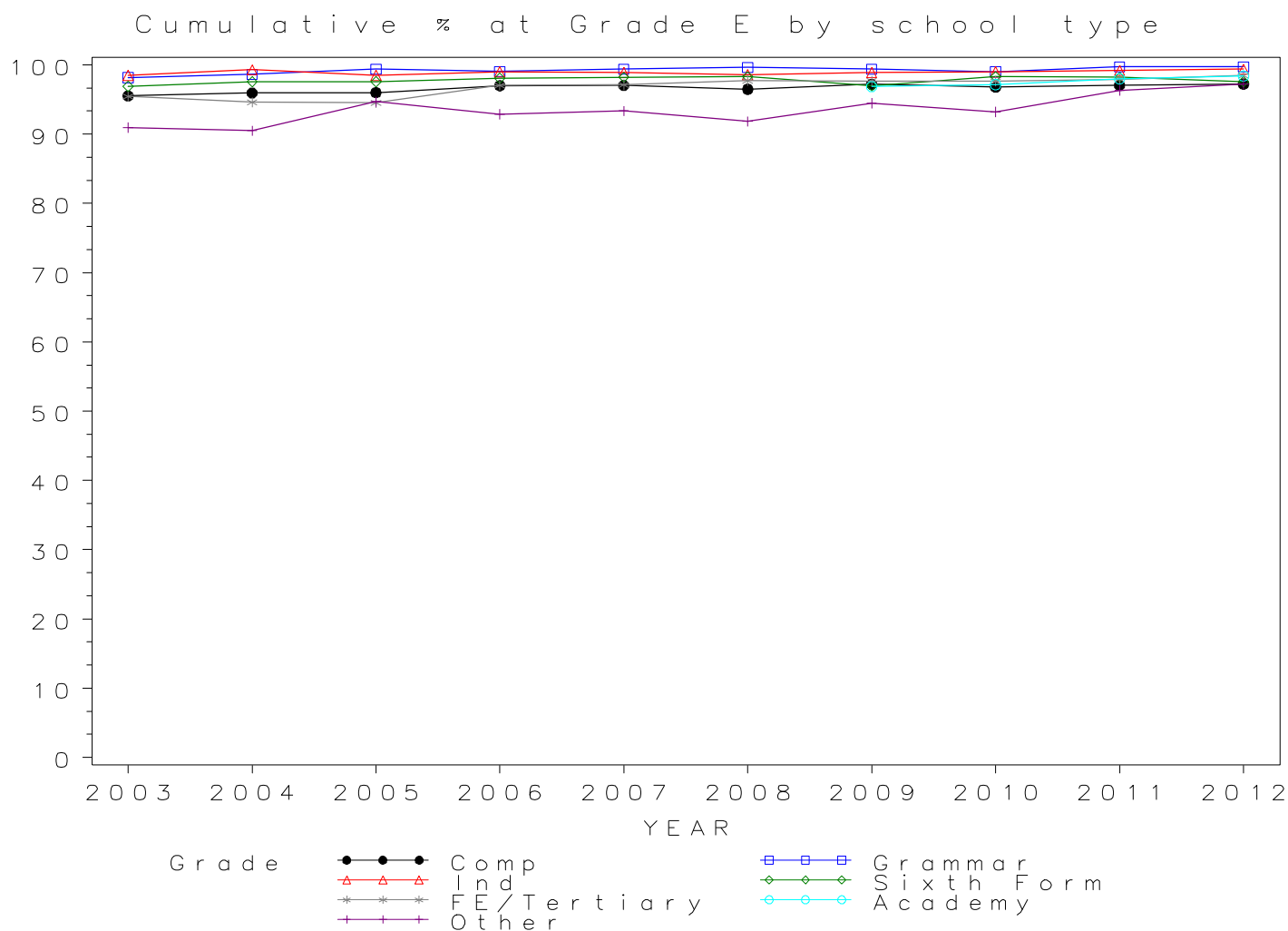


*GCE A Level DESIGN AND TECHNOLOGY Grade E by school type 2003- 2012
Cumulative Percentages*

School type	2003	2004	2005	2006	2007	2008	2009	2010	2011	2012
Comprehensive	95.5	96.0	96.0	97.0	97.0	96.5	97.2	96.8	97.0	97.2
Grammar	98.2	98.6	99.4	99.1	99.4	99.6	99.4	99.0	99.7	99.7
Independent	98.5	99.3	98.5	99.0	98.9	98.6	98.9	99.0	99.2	99.4
Sixth Form	96.9	97.6	97.6	98.1	98.2	98.3	97.0	98.3	98.2	97.6
FE/Tertiary	95.5	94.6	94.6	97.0	97.2	97.7	97.7	97.6	97.9	98.5
Academy	96.9	97.2	98.0	98.4
Other	90.9	90.5	94.7	92.9	93.3	91.8	94.5	93.2	96.3	97.2

Cumulative Numbers

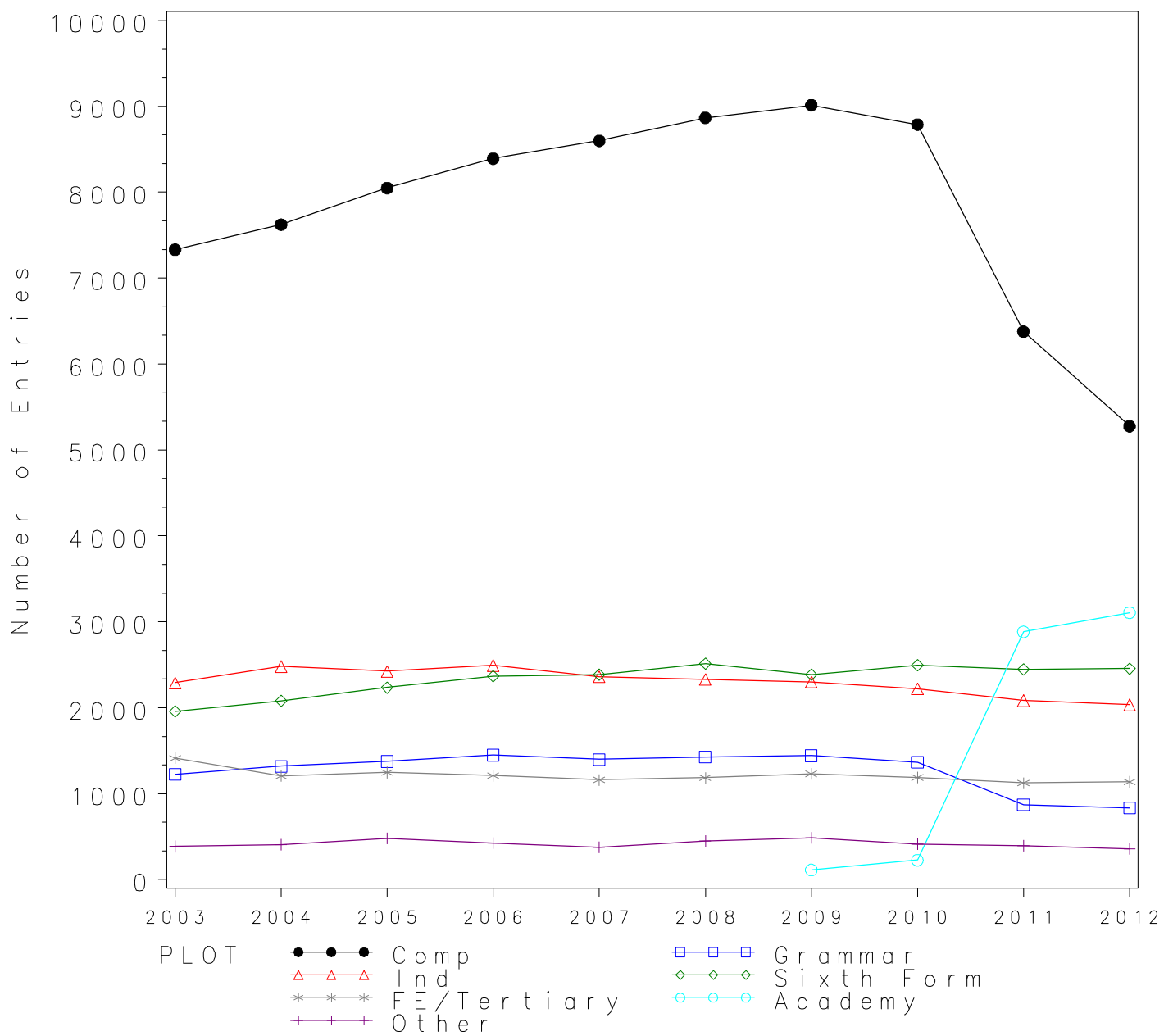
School type	2003	2004	2005	2006	2007	2008	2009	2010	2011	2012
Comprehensive	9958	9822	10392	10871	10015	10279	10229	9924	7647	6328
Grammar	1874	2148	2162	2205	2183	2110	2147	2028	1395	1448
Independent	2166	2222	2238	2326	2265	2251	2109	2145	1998	1952
Sixth Form	1720	1768	1820	1879	1663	1643	1589	1518	1538	1366
FE/Tertiary	357	316	278	262	273	254	253	249	188	129
Academy	247	341	3289	3874
Other	311	343	393	430	448	462	495	496	579	492



Numbers of GCE A Level entries in DRAMA by school type 2003- 2012

School type	2003	2004	2005	2006	2007	2008	2009	2010	2011	2012
Comprehensive	7332	7623	8049	8391	8599	8866	9013	8787	6379	5277
Grammar	1224	1319	1375	1449	1399	1428	1443	1366	870	836
Independent	2290	2481	2425	2493	2363	2331	2298	2221	2084	2035
Sixth Form	1960	2081	2235	2369	2386	2514	2385	2495	2447	2455
FE/Tertiary	1413	1208	1247	1210	1161	1185	1232	1190	1124	1137
Academy	112	226	2884	3107
Other	386	407	479	424	378	449	485	414	393	359

GCE A Level DRAMA Entries by school type 2003–2012



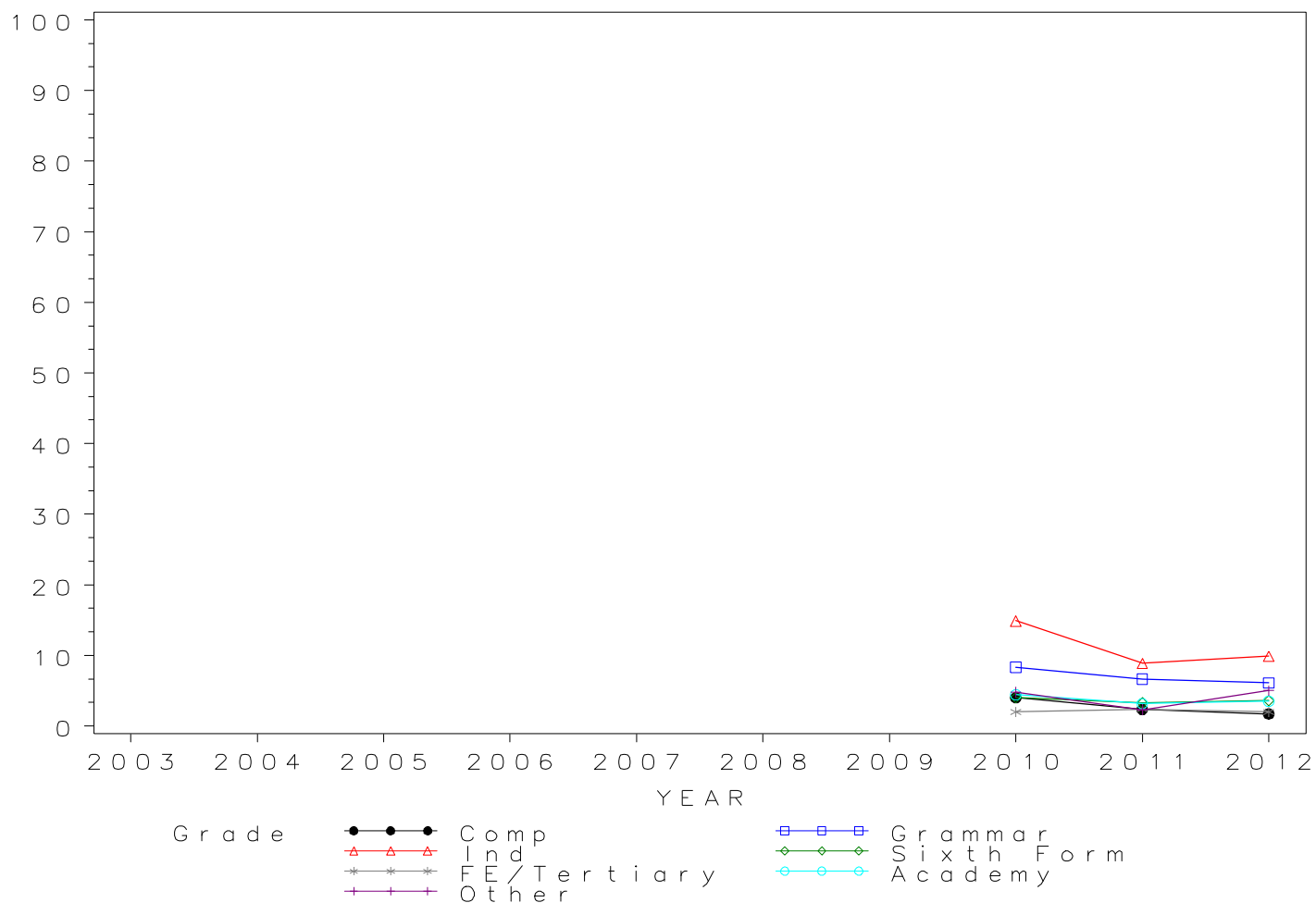
GCE A Level DRAMA Grade A by school type 2003- 2012
Cumulative Percentages*

School type	2003	2004	2005	2006	2007	2008	2009	2010	2011	2012
Comprehensive	4.0	2.4	1.7
Grammar	8.3	6.7	6.1
Independent	14.9	8.9	9.9
Sixth Form	4.0	3.3	3.6
FE/Tertiary	2.0	2.4	2.0
Academy	4.4	3.2	3.5
Other	4.8	2.3	5.0

Cumulative Numbers

School type	2003	2004	2005	2006	2007	2008	2009	2010	2011	2012
Comprehensive	354	150	91
Grammar	114	58	51
Independent	331	185	201
Sixth Form	100	81	88
FE/Tertiary	24	27	23
Academy	10	92	109
Other	20	9	18

Cumulative % at Grade A* by school type



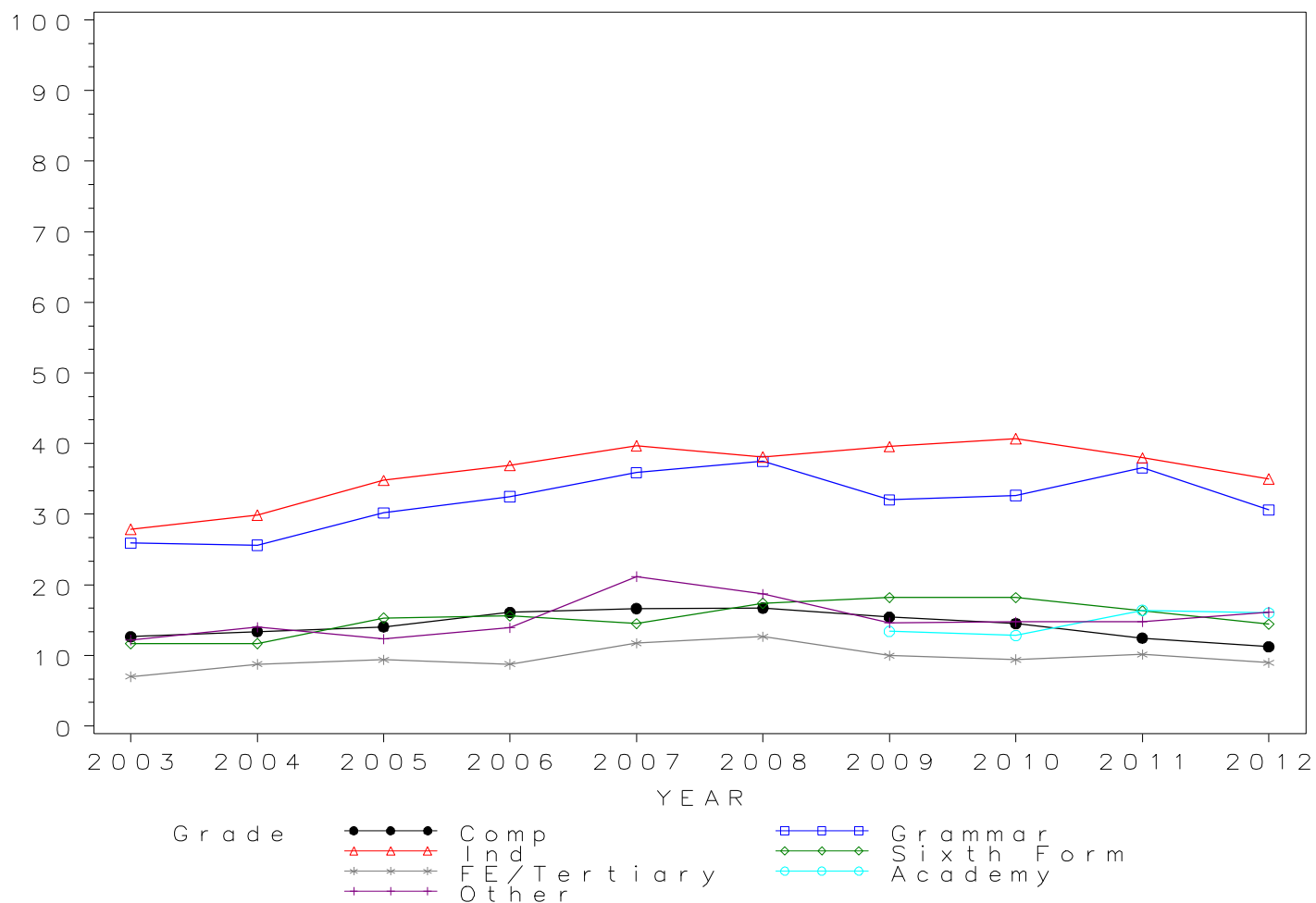
*GCE A Level DRAMA Grade A by school type 2003- 2012
Cumulative Percentages*

School type	2003	2004	2005	2006	2007	2008	2009	2010	2011	2012
Comprehensive	12.7	13.4	14.1	16.1	16.6	16.7	15.4	14.5	12.5	11.2
Grammar	25.9	25.6	30.2	32.5	35.9	37.5	32.0	32.7	36.6	30.6
Independent	27.9	29.9	34.8	36.9	39.7	38.1	39.6	40.7	38.0	35.0
Sixth Form	11.7	11.7	15.3	15.6	14.5	17.4	18.2	18.2	16.3	14.4
FE/Tertiary	7.0	8.8	9.4	8.8	11.7	12.7	10.0	9.4	10.1	9.0
Academy	13.4	12.8	16.4	16.0
Other	12.2	14.0	12.3	13.9	21.2	18.7	14.6	14.7	14.8	16.2

Cumulative Numbers

School type	2003	2004	2005	2006	2007	2008	2009	2010	2011	2012
Comprehensive	928	1020	1131	1352	1431	1483	1389	1276	795	592
Grammar	317	338	415	471	502	535	462	446	318	256
Independent	639	742	844	920	938	888	910	904	792	712
Sixth Form	229	243	342	370	346	437	434	454	399	354
FE/Tertiary	99	106	117	106	136	150	123	112	114	102
Academy	15	29	473	497
Other	47	57	59	59	80	84	71	61	58	58

Cumulative % at Grade A by school type



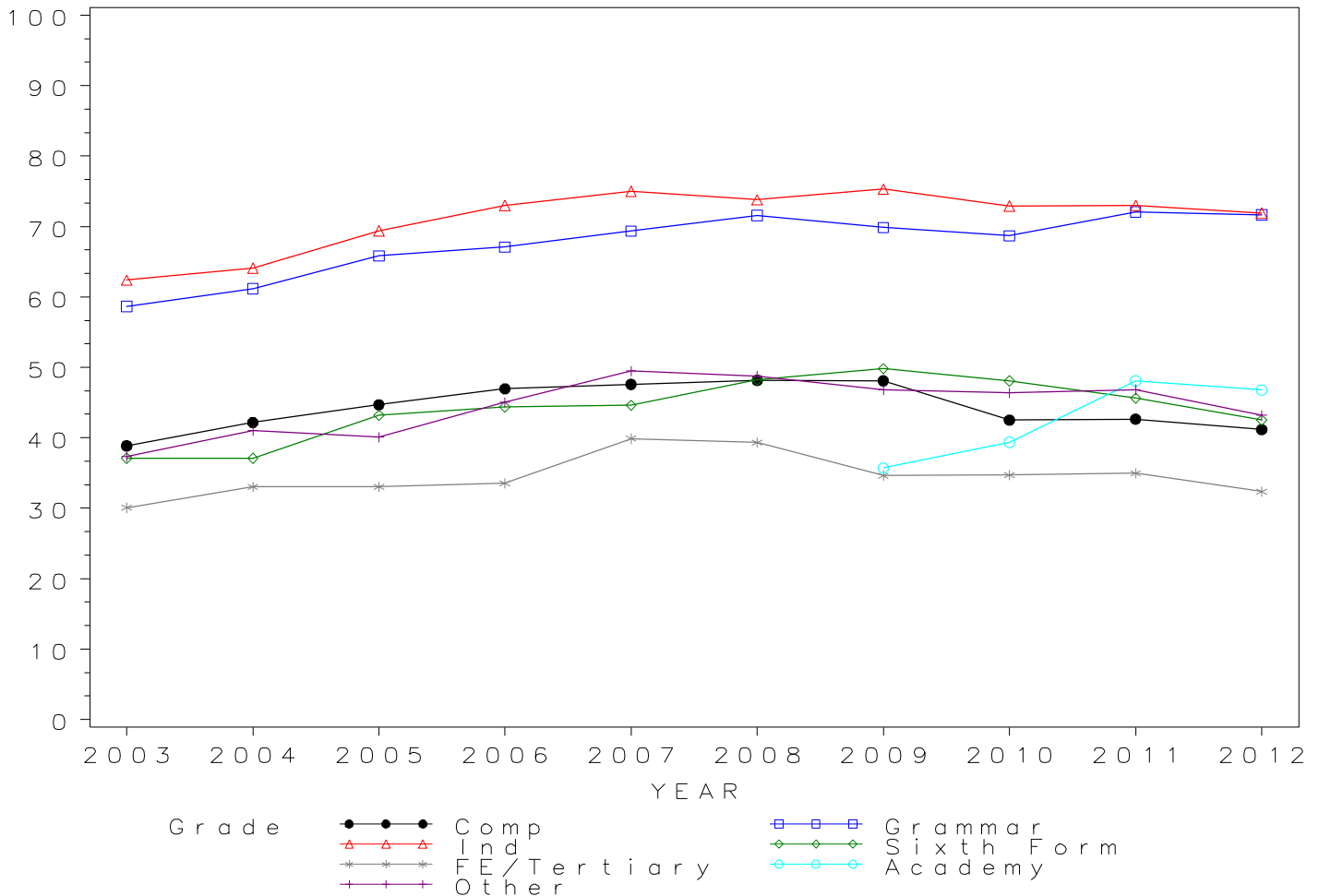
*GCE A Level DRAMA Grade B by school type 2003- 2012
Cumulative Percentages*

School type	2003	2004	2005	2006	2007	2008	2009	2010	2011	2012
Comprehensive	38.9	42.2	44.7	47.0	47.6	48.2	48.1	42.5	42.7	41.2
Grammar	58.7	61.2	65.8	67.1	69.3	71.6	69.9	68.7	72.1	71.7
Independent	62.4	64.1	69.4	73.0	75.0	73.8	75.3	72.9	73.0	71.9
Sixth Form	37.1	37.1	43.2	44.4	44.6	48.2	49.8	48.1	45.6	42.5
FE/Tertiary	30.1	33.0	33.0	33.6	39.9	39.3	34.7	34.7	35.0	32.4
Academy	35.7	39.4	48.1	46.8
Other	37.3	41.0	40.1	45.0	49.5	48.8	46.8	46.4	46.8	43.2

Cumulative Numbers

School type	2003	2004	2005	2006	2007	2008	2009	2010	2011	2012
Comprehensive	2849	3215	3599	3940	4093	4271	4335	3736	2721	2173
Grammar	718	807	905	972	970	1022	1008	938	627	599
Independent	1429	1590	1683	1820	1772	1720	1730	1619	1521	1463
Sixth Form	727	772	966	1052	1064	1212	1188	1200	1116	1043
FE/Tertiary	425	399	412	406	463	466	427	413	393	368
Academy	40	89	1387	1454
Other	144	167	192	191	187	219	227	192	184	155

Cumulative % at Grade B by school type



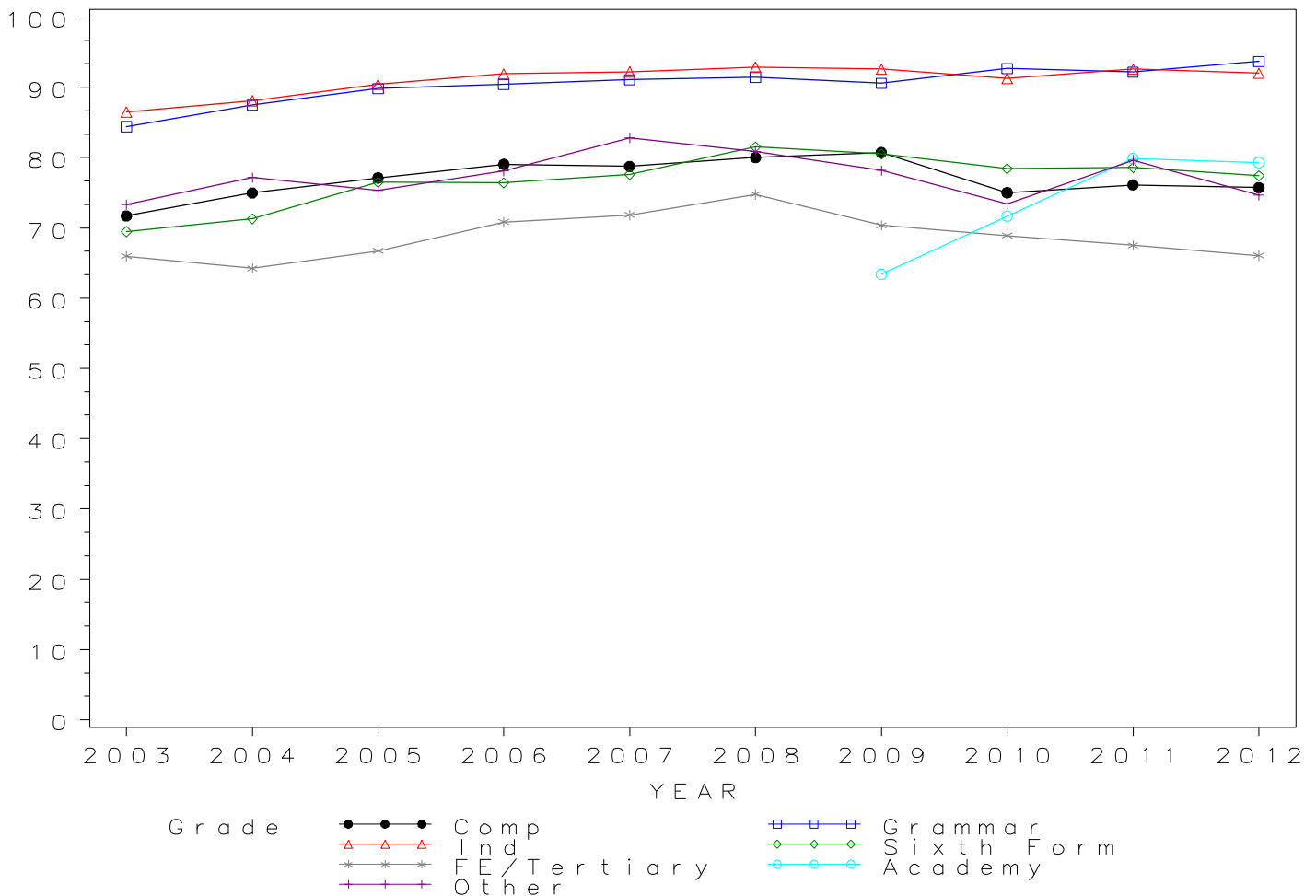
*GCE A Level DRAMA Grade C by school type 2003- 2012
Cumulative Percentages*

School type	2003	2004	2005	2006	2007	2008	2009	2010	2011	2012
Comprehensive	71.7	75.0	77.1	79.0	78.7	80.0	80.7	75.0	76.1	75.7
Grammar	84.4	87.5	89.8	90.4	91.1	91.5	90.6	92.7	92.2	93.7
Independent	86.5	88.1	90.4	91.9	92.2	92.9	92.6	91.3	92.6	92.0
Sixth Form	69.5	71.3	76.5	76.4	77.6	81.5	80.5	78.4	78.6	77.4
FE/Tertiary	66.0	64.2	66.7	70.8	71.8	74.8	70.4	68.9	67.5	66.1
Academy	63.4	71.7	79.9	79.3
Other	73.3	77.1	75.4	78.1	82.8	80.8	78.1	73.4	79.6	74.7

Cumulative Numbers

School type	2003	2004	2005	2006	2007	2008	2009	2010	2011	2012
Comprehensive	5257	5715	6207	6633	6771	7094	7276	6591	4856	3996
Grammar	1033	1154	1235	1310	1274	1306	1307	1266	802	783
Independent	1981	2186	2192	2291	2179	2165	2128	2028	1930	1872
Sixth Form	1362	1484	1710	1810	1852	2049	1920	1956	1923	1900
FE/Tertiary	932	776	832	857	834	886	867	820	759	751
Academy	71	162	2304	2464
Other	283	314	361	331	313	363	379	304	313	268

Cumulative % at Grade C by school type

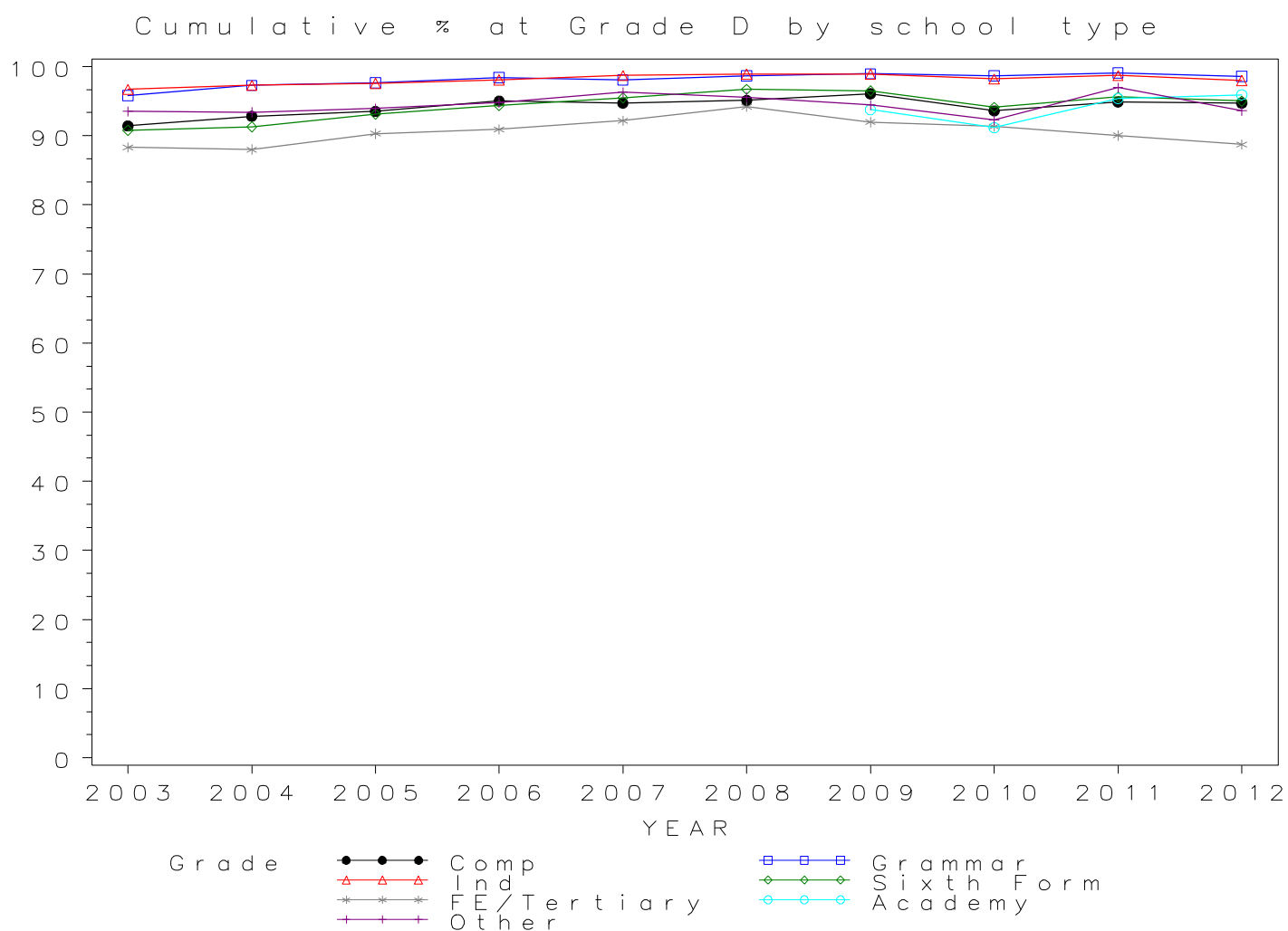


*GCE A Level DRAMA Grade D by school type 2003- 2012
Cumulative Percentages*

School type	2003	2004	2005	2006	2007	2008	2009	2010	2011	2012
Comprehensive	91.4	92.8	93.5	95.0	94.7	95.1	96.1	93.6	94.9	94.7
Grammar	95.8	97.3	97.7	98.4	98.1	98.7	99.0	98.7	99.1	98.6
Independent	96.7	97.3	97.6	98.1	98.7	98.9	98.9	98.2	98.7	98.0
Sixth Form	90.8	91.3	93.1	94.4	95.5	96.7	96.5	94.1	95.6	95.0
FE/Tertiary	88.3	88.0	90.3	90.9	92.2	94.2	92.0	91.3	90.0	88.7
Academy	93.8	91.2	95.4	95.9
Other	93.5	93.4	93.9	94.8	96.3	95.5	94.4	92.3	96.9	93.6

Cumulative Numbers

School type	2003	2004	2005	2006	2007	2008	2009	2010	2011	2012
Comprehensive	6701	7075	7528	7972	8145	8431	8658	8223	6052	4999
Grammar	1173	1283	1343	1426	1372	1409	1428	1348	862	824
Independent	2214	2414	2367	2446	2332	2305	2273	2181	2057	1994
Sixth Form	1780	1900	2081	2236	2279	2431	2302	2348	2339	2332
FE/Tertiary	1248	1063	1126	1100	1070	1116	1133	1087	1012	1009
Academy	105	206	2751	2980
Other	361	380	450	402	364	429	458	382	381	336

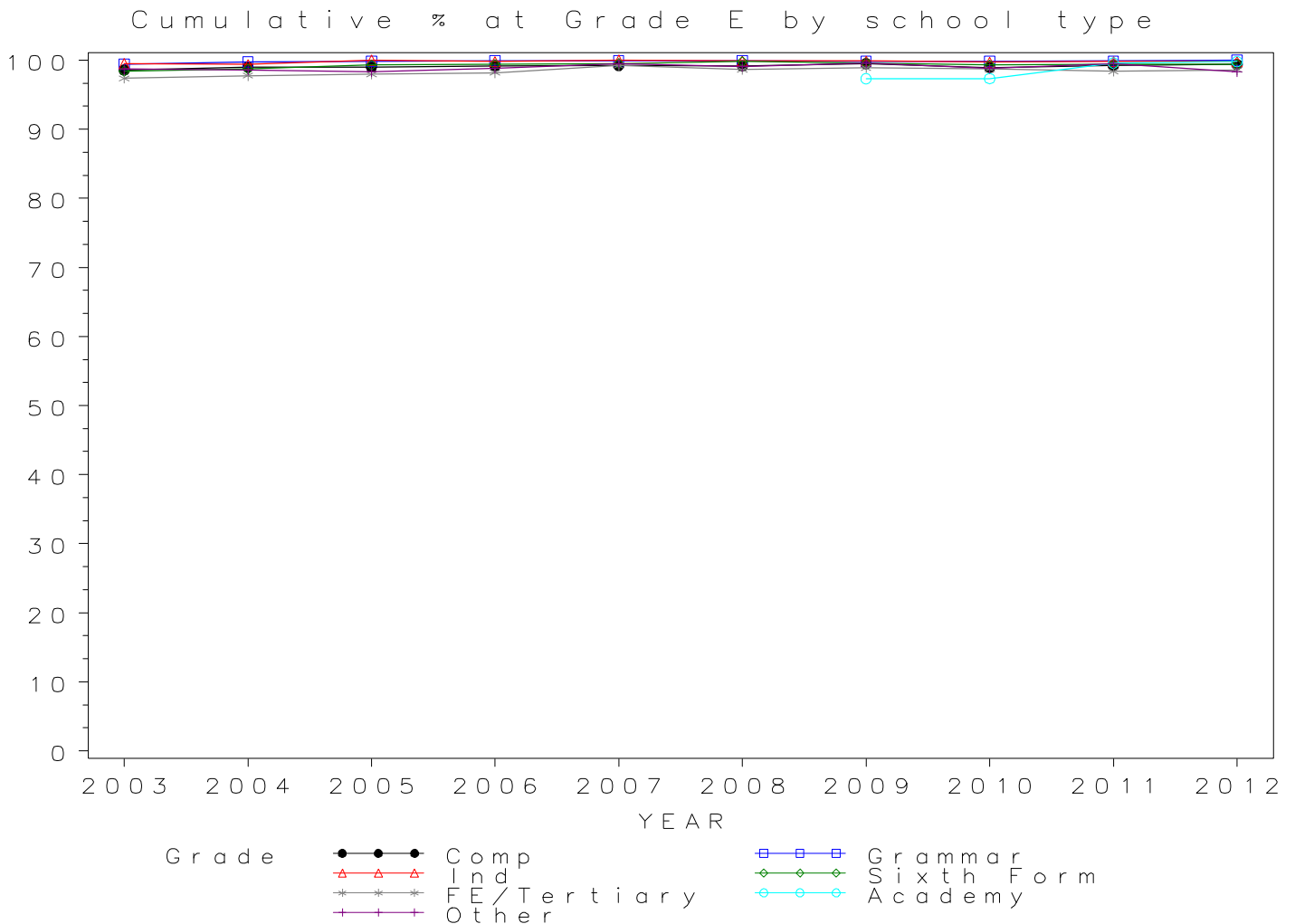


*GCE A Level DRAMA Grade E by school type 2003- 2012
Cumulative Percentages*

School type	2003	2004	2005	2006	2007	2008	2009	2010	2011	2012
Comprehensive	98.6	99.0	99.0	99.2	99.2	99.2	99.5	98.9	99.2	99.4
Grammar	99.4	99.8	99.9	99.9	99.9	99.9	99.9	99.9	99.9	100.0
Independent	99.5	99.4	100.0	99.8	100.0	99.9	99.9	99.7	99.8	99.8
Sixth Form	98.4	98.7	99.3	99.4	99.5	99.8	99.6	99.3	99.4	99.4
FE/Tertiary	97.4	97.8	98.0	98.2	99.2	98.6	98.9	98.7	98.4	98.6
Academy	97.3	97.3	99.6	99.8
Other	98.7	98.5	98.3	98.8	99.5	99.1	99.6	98.8	99.5	98.3

Cumulative Numbers

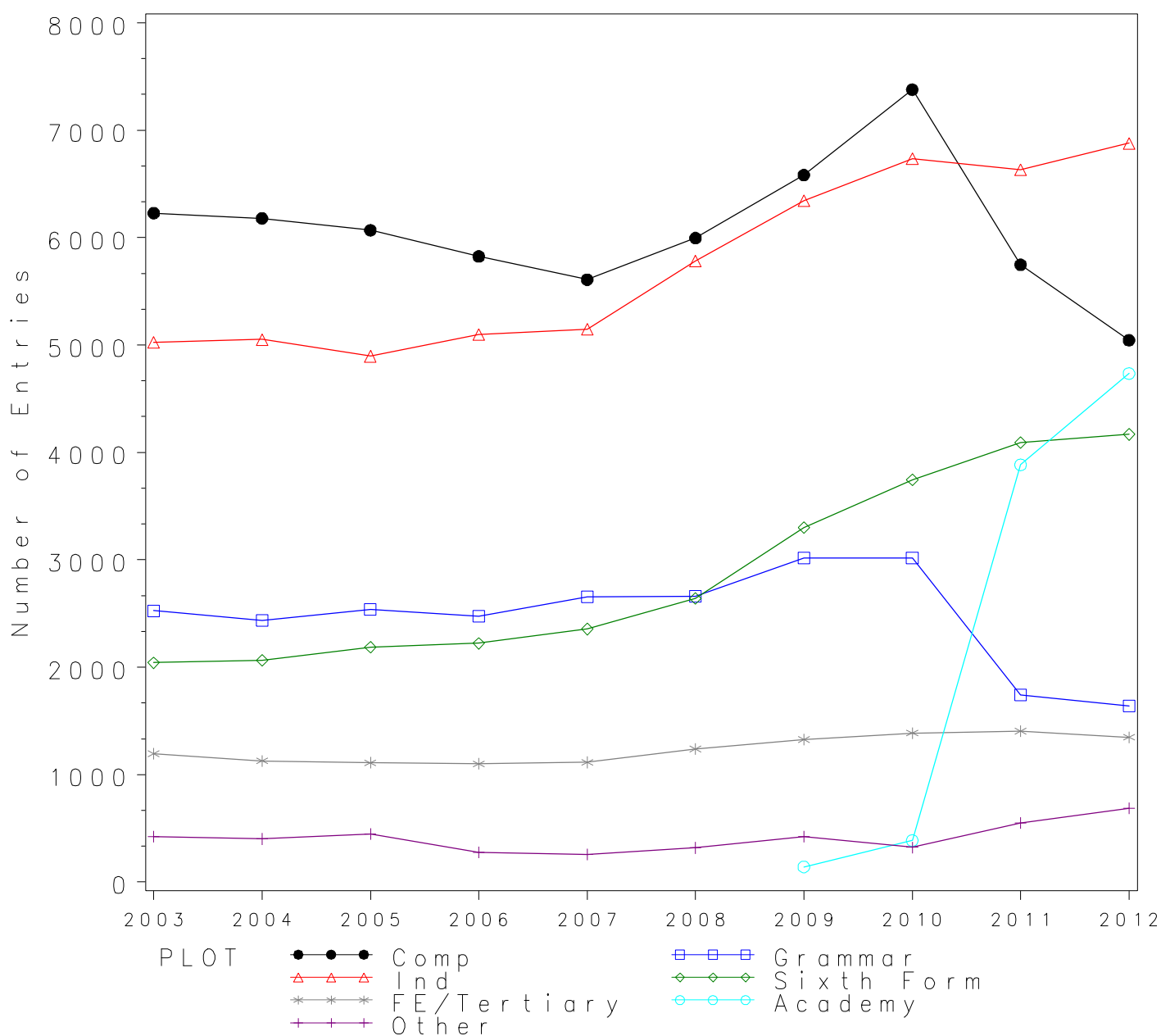
School type	2003	2004	2005	2006	2007	2008	2009	2010	2011	2012
Comprehensive	7229	7547	7970	8323	8532	8794	8968	8694	6328	5244
Grammar	1217	1316	1373	1448	1398	1427	1441	1364	869	836
Independent	2279	2466	2425	2488	2363	2329	2296	2214	2080	2031
Sixth Form	1929	2054	2219	2355	2374	2509	2375	2478	2432	2440
FE/Tertiary	1376	1181	1222	1188	1152	1169	1218	1175	1106	1121
Academy	109	220	2872	3101
Other	381	401	471	419	376	445	483	409	391	353



Numbers of GCE A Level entries in ECONOMICS by school type 2003- 2012

School type	2003	2004	2005	2006	2007	2008	2009	2010	2011	2012
Comprehensive	6228	6179	6069	5825	5609	5996	6583	7378	5748	5045
Grammar	2526	2435	2540	2474	2655	2661	3016	3016	1743	1639
Independent	5026	5052	4896	5097	5146	5783	6344	6736	6631	6879
Sixth Form	2042	2065	2188	2223	2356	2640	3302	3744	4092	4168
FE/Tertiary	1195	1128	1111	1101	1115	1239	1327	1387	1405	1348
Academy	141	387	3885	4735
Other	424	402	447	277	257	319	422	323	550	688

GCE A Level ECONOMICS Entries by school type 2003–2012



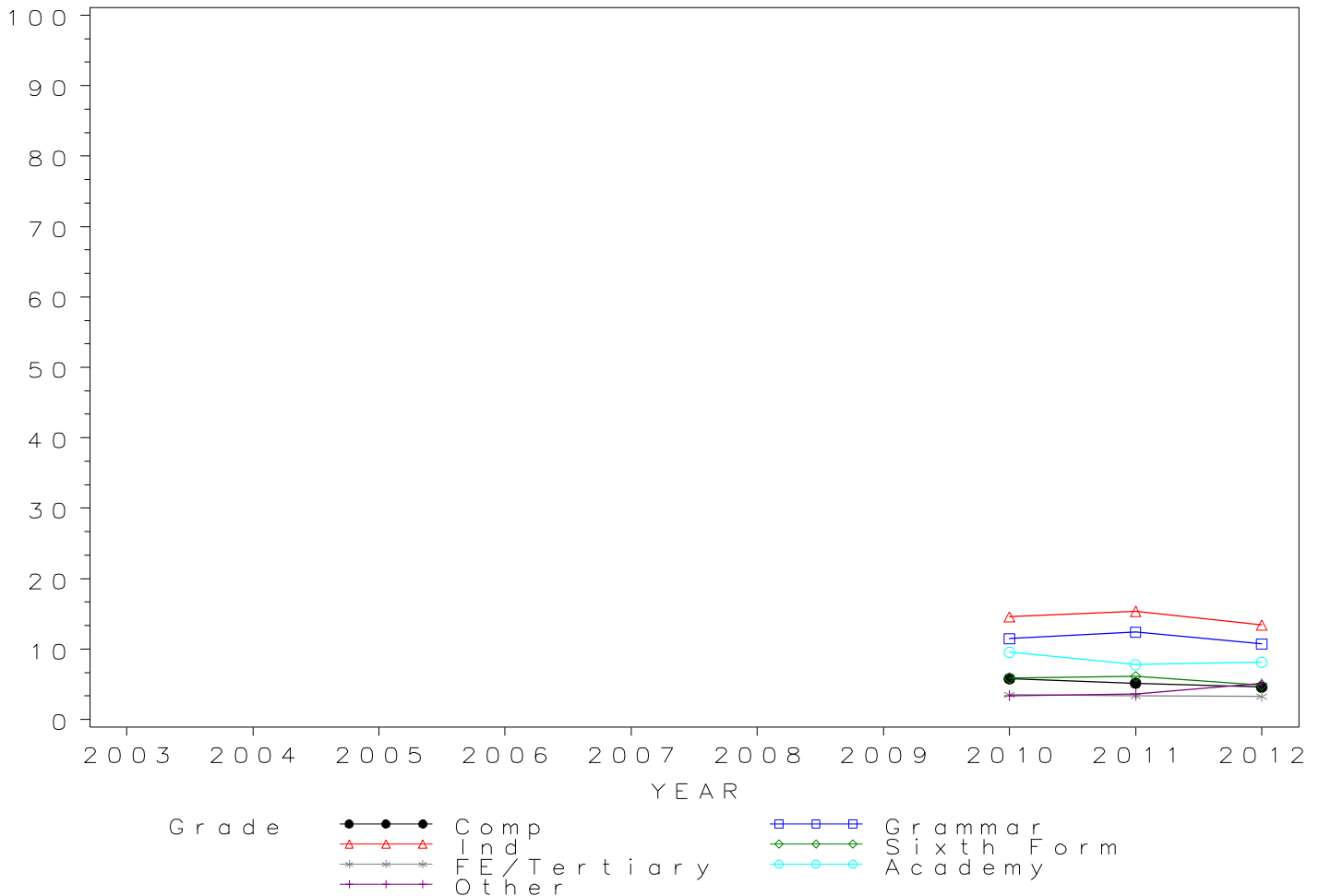
GCE A Level ECONOMICS Grade A by school type 2003- 2012
Cumulative Percentages*

School type	2003	2004	2005	2006	2007	2008	2009	2010	2011	2012
Comprehensive	5.8	5.2	4.6
Grammar	11.5	12.4	10.7
Independent	14.6	15.4	13.4
Sixth Form	5.9	6.1	4.9
FE/Tertiary	3.5	3.3	3.3
Academy	9.6	7.8	8.1
Other	3.4	3.6	5.1

Cumulative Numbers

School type	2003	2004	2005	2006	2007	2008	2009	2010	2011	2012
Comprehensive	428	297	233
Grammar	346	216	176
Independent	983	1021	922
Sixth Form	221	250	204
FE/Tertiary	49	47	44
Academy	37	303	384
Other	11	20	35

Cumulative % at Grade A* by school type



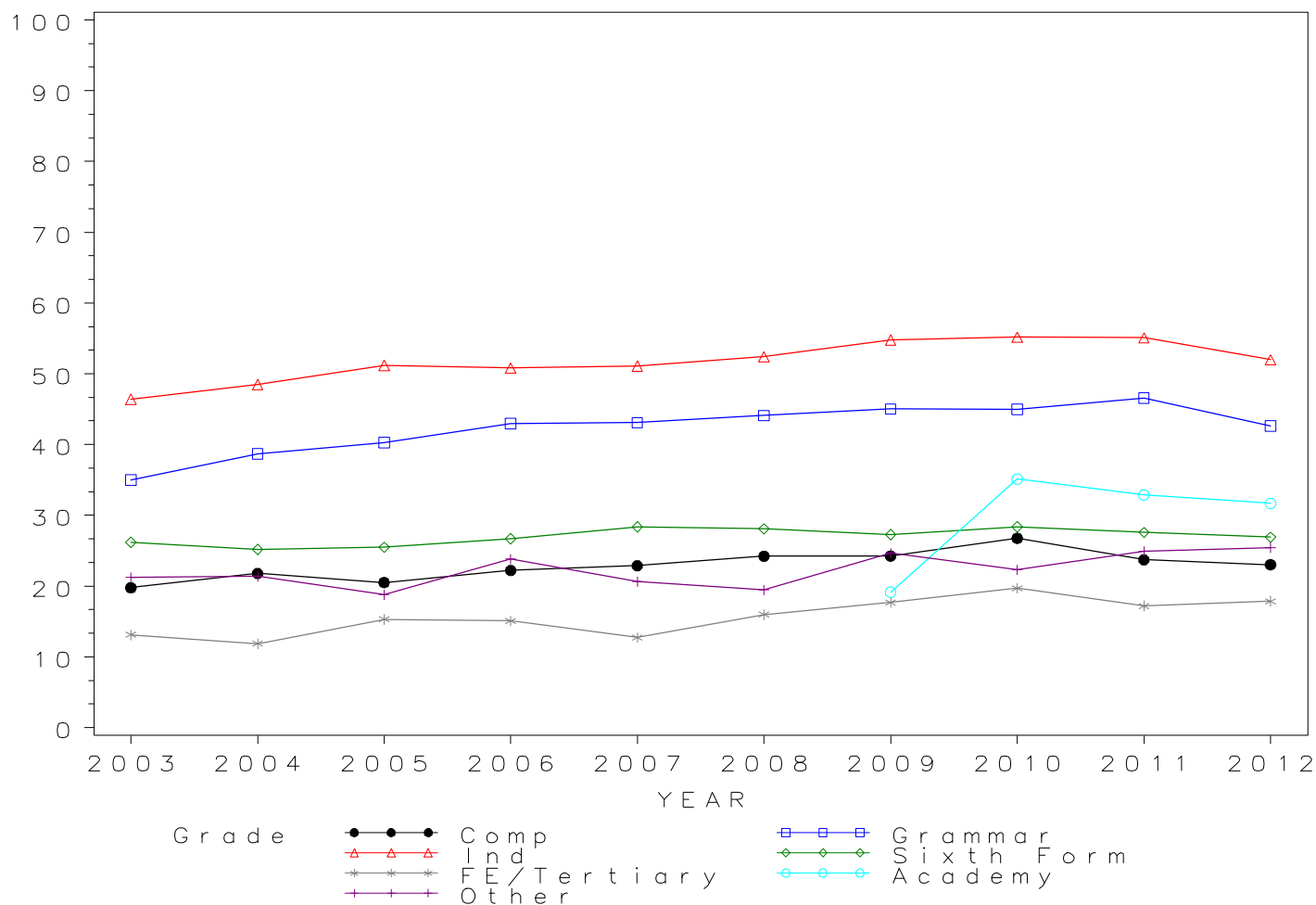
*GCE A Level ECONOMICS Grade A by school type 2003- 2012
Cumulative Percentages*

School type	2003	2004	2005	2006	2007	2008	2009	2010	2011	2012
Comprehensive	19.8	21.8	20.5	22.2	22.9	24.2	24.3	26.8	23.7	23.0
Grammar	35.0	38.7	40.3	43.0	43.1	44.1	45.0	45.0	46.6	42.6
Independent	46.4	48.5	51.2	50.8	51.1	52.4	54.8	55.2	55.1	52.0
Sixth Form	26.2	25.2	25.5	26.7	28.4	28.1	27.3	28.4	27.6	26.9
FE/Tertiary	13.1	11.9	15.3	15.1	12.7	16.0	17.7	19.7	17.2	17.9
Academy	19.1	35.1	32.9	31.7
Other	21.2	21.4	18.8	23.8	20.6	19.4	24.6	22.3	24.9	25.4

Cumulative Numbers

School type	2003	2004	2005	2006	2007	2008	2009	2010	2011	2012
Comprehensive	1231	1346	1245	1294	1283	1453	1597	1975	1364	1162
Grammar	884	942	1023	1063	1144	1174	1358	1357	812	699
Independent	2332	2450	2507	2589	2630	3030	3477	3718	3654	3577
Sixth Form	535	520	558	594	669	742	901	1063	1129	1121
FE/Tertiary	157	134	170	166	142	198	235	273	242	241
Academy	27	136	1278	1501
Other	90	86	84	66	53	62	104	72	137	175

Cumulative % at Grade A by school type



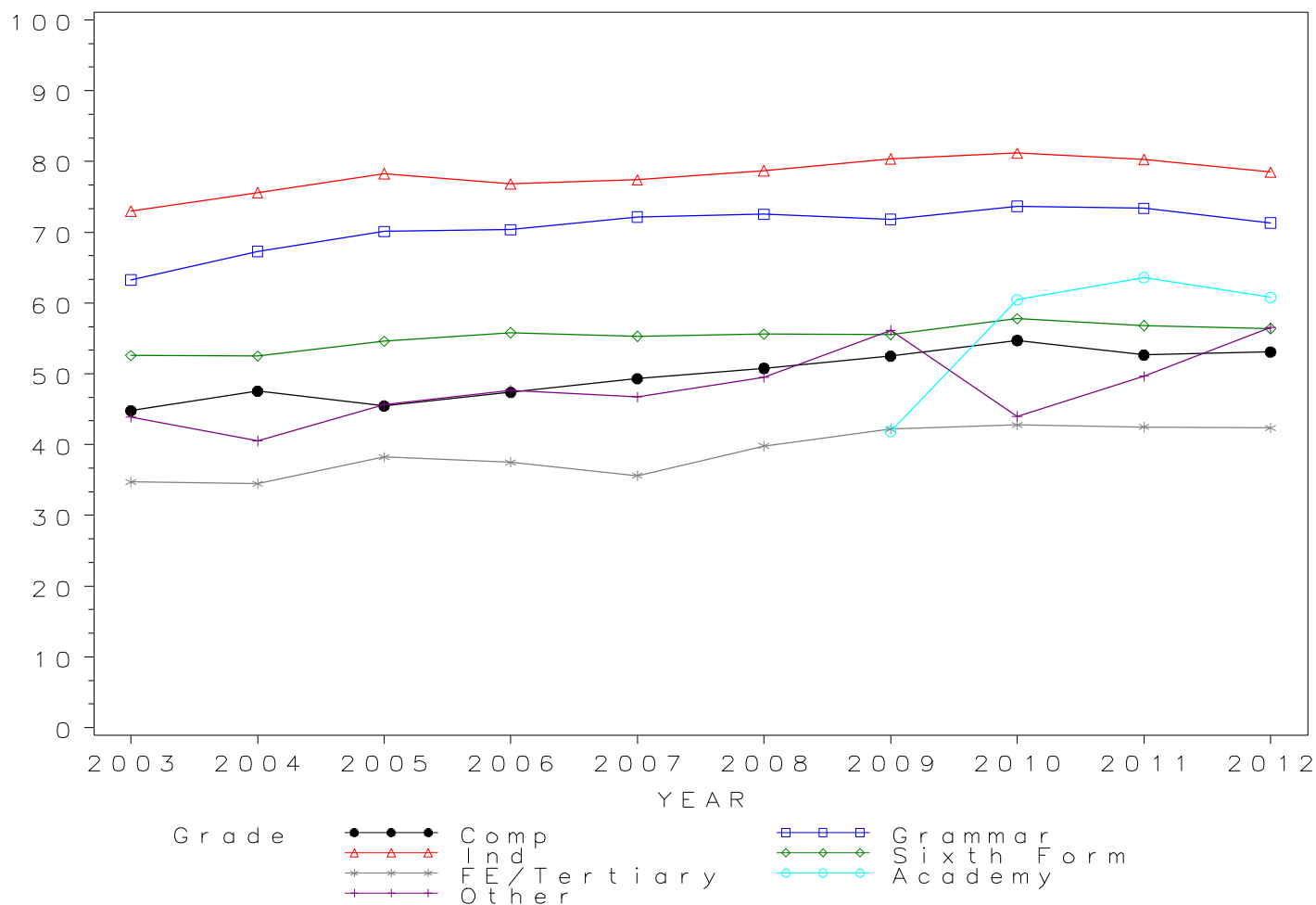
*GCE A Level ECONOMICS Grade B by school type 2003- 2012
Cumulative Percentages*

School type	2003	2004	2005	2006	2007	2008	2009	2010	2011	2012
Comprehensive	44.8	47.5	45.4	47.4	49.3	50.8	52.5	54.7	52.6	53.1
Grammar	63.3	67.3	70.1	70.4	72.2	72.5	71.9	73.7	73.4	71.3
Independent	73.0	75.6	78.3	76.8	77.4	78.7	80.4	81.2	80.3	78.5
Sixth Form	52.6	52.5	54.6	55.8	55.3	55.6	55.5	57.8	56.8	56.4
FE/Tertiary	34.7	34.5	38.3	37.5	35.6	39.8	42.2	42.8	42.5	42.4
Academy	41.8	60.5	63.6	60.8
Other	43.9	40.5	45.6	47.7	46.7	49.5	56.2	44.0	49.6	56.5

Cumulative Numbers

School type	2003	2004	2005	2006	2007	2008	2009	2010	2011	2012
Comprehensive	2788	2938	2758	2761	2765	3045	3456	4037	3026	2679
Grammar	1598	1639	1781	1741	1916	1930	2167	2222	1279	1169
Independent	3669	3819	3834	3914	3983	4551	5101	5470	5325	5400
Sixth Form	1074	1084	1195	1240	1303	1468	1833	2164	2324	2351
FE/Tertiary	415	389	425	413	397	493	560	593	597	571
Academy	59	234	2471	2879
Other	186	163	204	132	120	158	237	142	273	389

Cumulative % at Grade B by school type



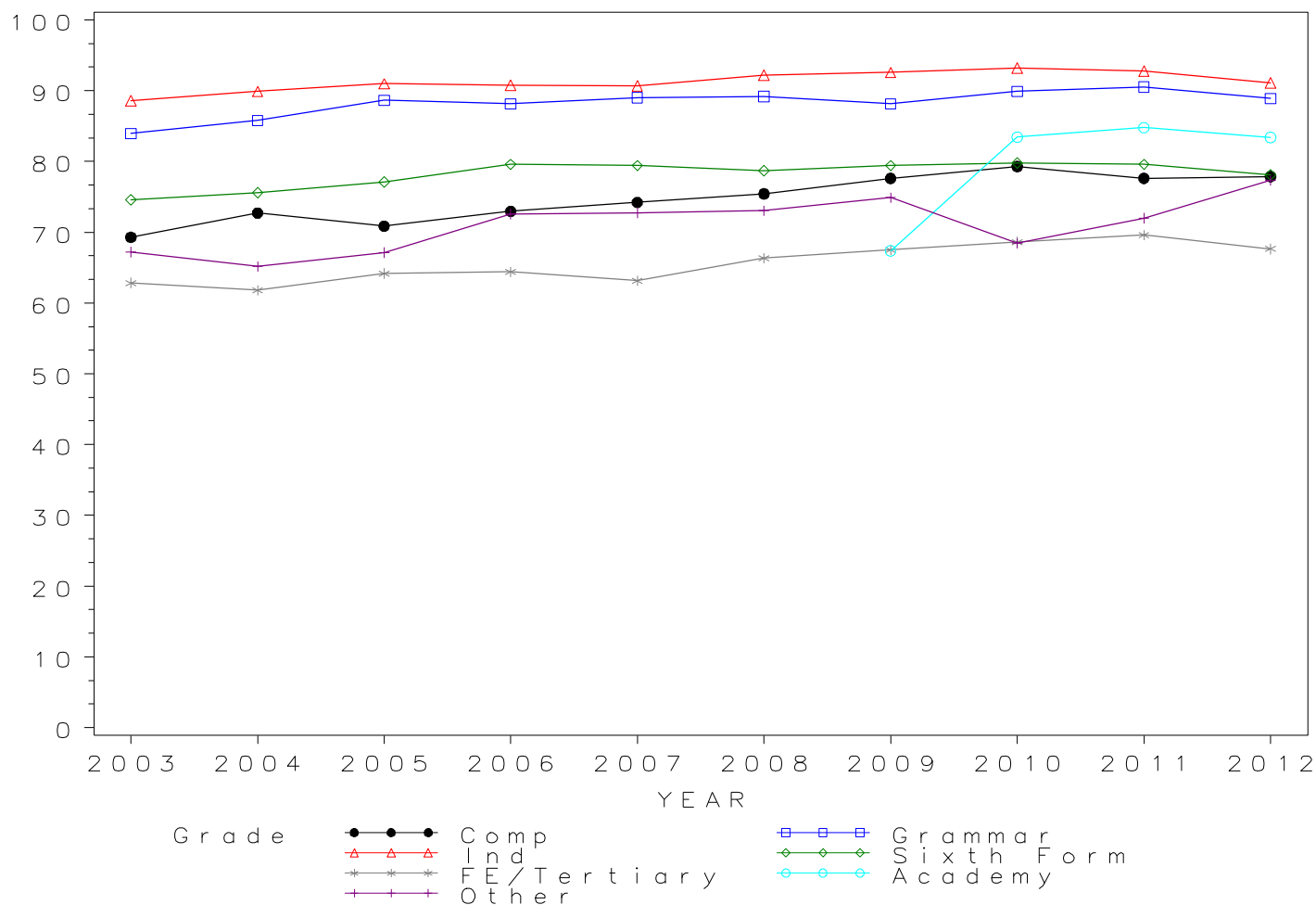
*GCE A Level ECONOMICS Grade C by school type 2003- 2012
Cumulative Percentages*

School type	2003	2004	2005	2006	2007	2008	2009	2010	2011	2012
Comprehensive	69.3	72.7	70.9	73.0	74.2	75.4	77.6	79.3	77.6	77.9
Grammar	84.0	85.8	88.7	88.2	89.0	89.2	88.2	89.9	90.5	88.9
Independent	88.6	89.9	91.0	90.8	90.7	92.2	92.6	93.2	92.8	91.1
Sixth Form	74.6	75.6	77.1	79.6	79.4	78.7	79.4	79.8	79.6	78.1
FE/Tertiary	62.8	61.8	64.2	64.4	63.1	66.3	67.5	68.6	69.6	67.7
Academy	67.4	83.5	84.8	83.4
Other	67.2	65.2	67.1	72.6	72.8	73.0	74.9	68.4	72.0	77.3

Cumulative Numbers

School type	2003	2004	2005	2006	2007	2008	2009	2010	2011	2012
Comprehensive	4316	4494	4301	4250	4163	4523	5109	5851	4462	3929
Grammar	2121	2089	2252	2181	2364	2373	2659	2711	1578	1457
Independent	4453	4542	4455	4628	4667	5332	5875	6278	6154	6267
Sixth Form	1523	1561	1687	1770	1871	2078	2622	2988	3257	3255
FE/Tertiary	751	697	713	709	704	822	896	952	978	912
Academy	95	323	3294	3949
Other	285	262	300	201	187	233	316	221	396	532

Cumulative % at Grade C by school type



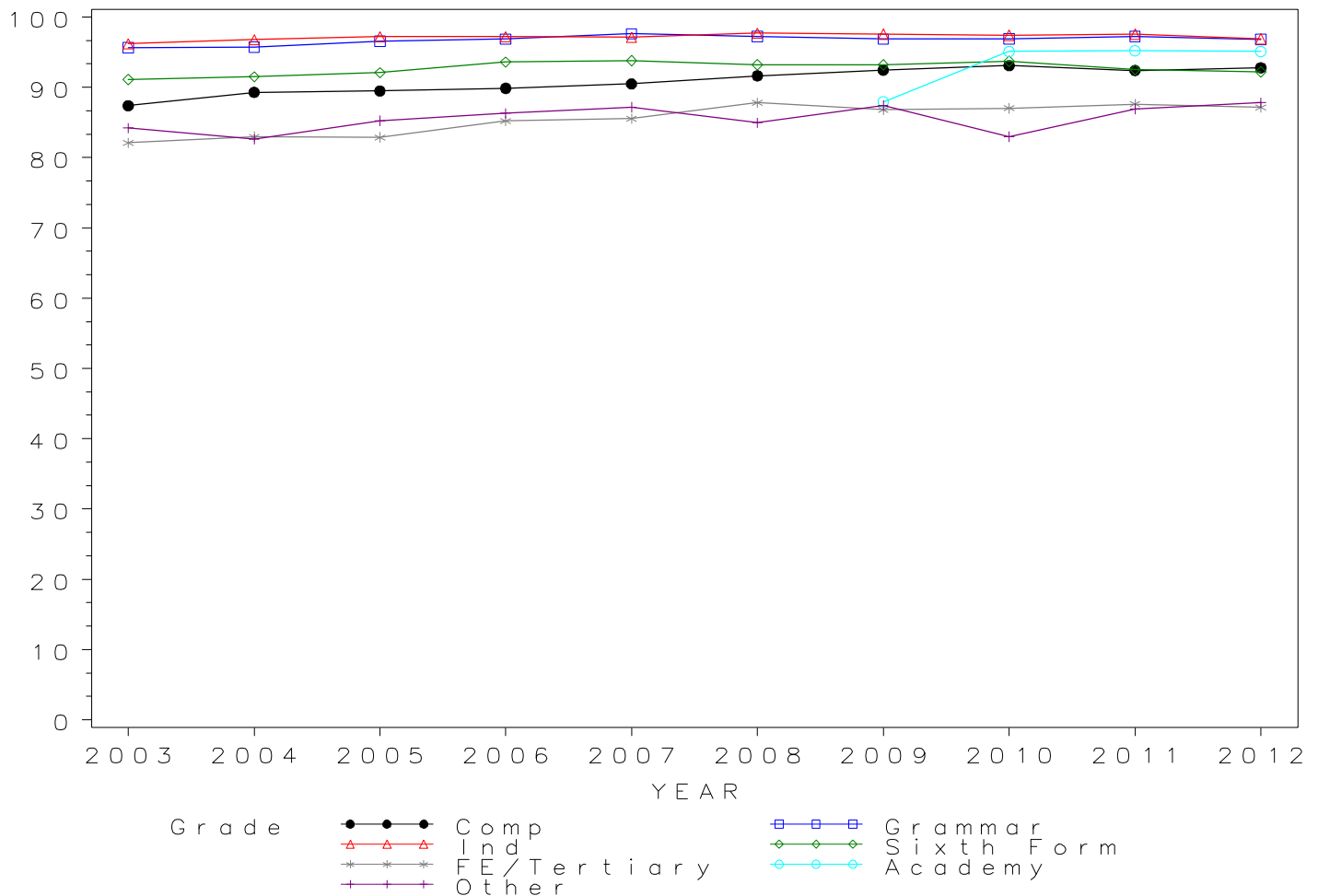
*GCE A Level ECONOMICS Grade D by school type 2003- 2012
Cumulative Percentages*

School type	2003	2004	2005	2006	2007	2008	2009	2010	2011	2012
Comprehensive	87.4	89.3	89.5	89.9	90.5	91.6	92.5	93.1	92.4	92.8
Grammar	95.6	95.7	96.6	96.8	97.6	97.3	96.9	96.9	97.2	96.8
Independent	96.2	96.8	97.2	97.2	97.1	97.7	97.6	97.4	97.6	96.9
Sixth Form	91.1	91.5	92.1	93.6	93.8	93.2	93.2	93.7	92.5	92.2
FE/Tertiary	82.1	83.0	82.9	85.2	85.6	87.8	86.8	87.0	87.6	87.2
Academy	87.9	95.1	95.2	95.1
Other	84.2	82.6	85.2	86.3	87.2	85.0	87.4	83.0	86.9	87.8

Cumulative Numbers

School type	2003	2004	2005	2006	2007	2008	2009	2010	2011	2012
Comprehensive	5442	5517	5431	5235	5076	5495	6086	6868	5311	4681
Grammar	2416	2331	2453	2396	2592	2588	2921	2923	1695	1587
Independent	4835	4890	4759	4954	4997	5650	6192	6561	6472	6666
Sixth Form	1860	1889	2015	2081	2210	2460	3077	3508	3785	3843
FE/Tertiary	981	936	921	938	954	1088	1152	1207	1231	1175
Academy	124	368	3699	4503
Other	357	332	381	239	224	271	369	268	478	604

Cumulative % at Grade D by school type

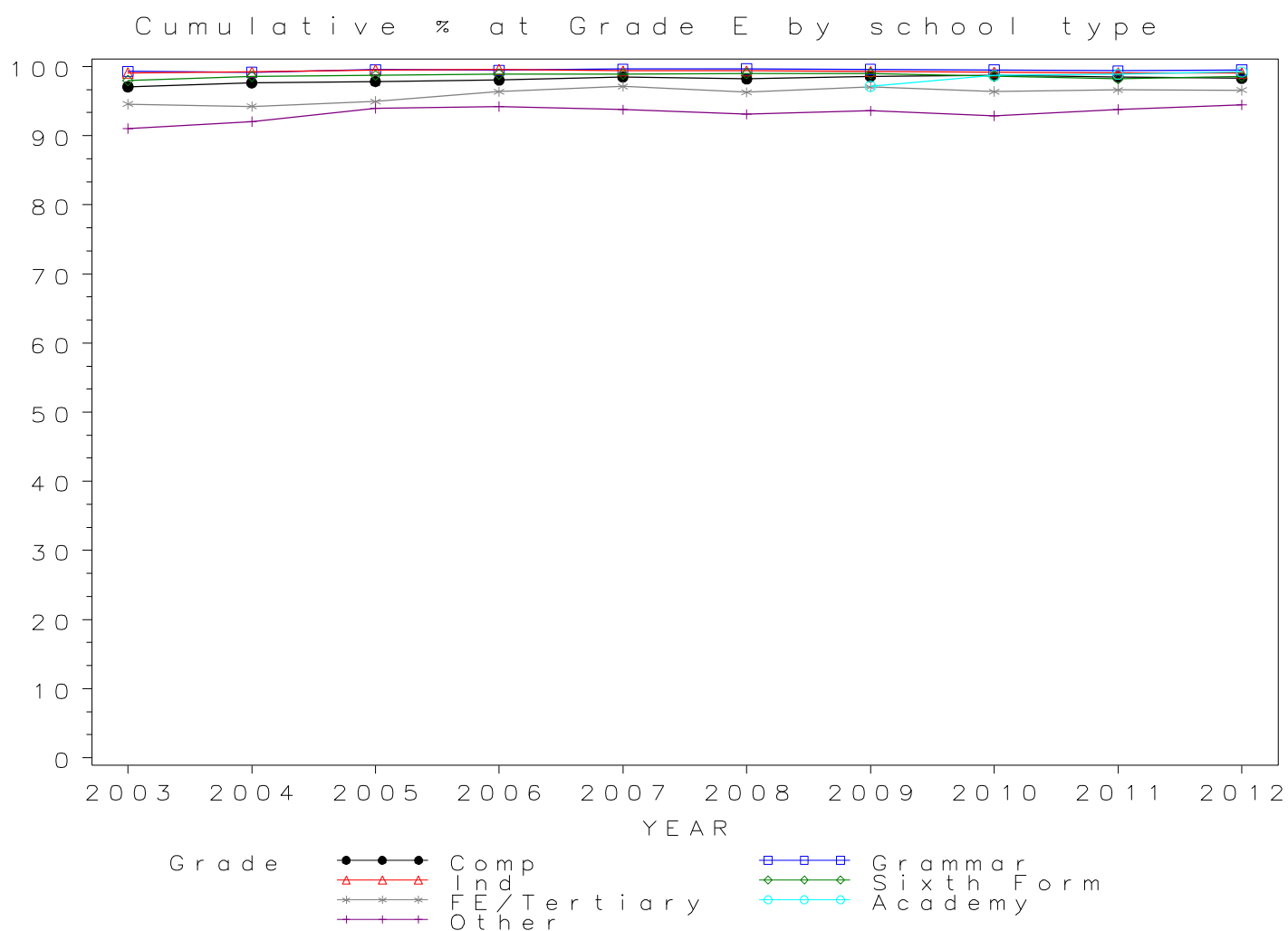


*GCE A Level ECONOMICS Grade E by school type 2003- 2012
Cumulative Percentages*

School type	2003	2004	2005	2006	2007	2008	2009	2010	2011	2012
Comprehensive	97.1	97.7	97.8	98.1	98.5	98.2	98.6	98.8	98.5	98.3
Grammar	99.3	99.2	99.6	99.5	99.6	99.7	99.6	99.5	99.4	99.5
Independent	99.1	99.2	99.5	99.6	99.4	99.4	99.3	99.2	99.1	99.1
Sixth Form	98.0	98.6	98.7	98.9	98.9	99.0	99.0	98.6	98.2	98.6
FE/Tertiary	94.6	94.2	95.0	96.4	97.1	96.3	97.1	96.4	96.7	96.6
Academy	97.2	98.7	98.9	99.2
Other	91.0	92.0	94.0	94.2	93.8	93.1	93.6	92.9	93.8	94.5

Cumulative Numbers

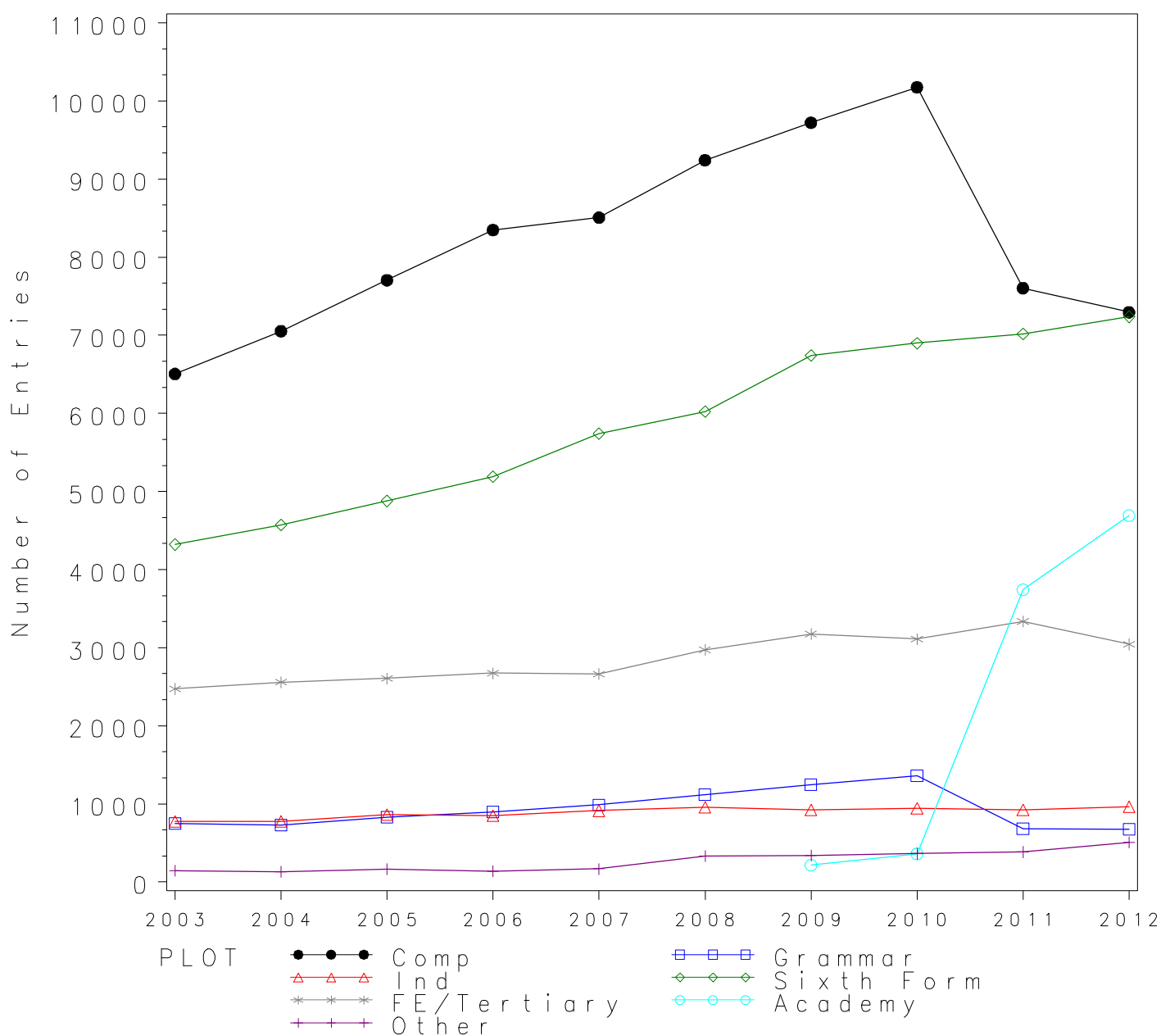
School type	2003	2004	2005	2006	2007	2008	2009	2010	2011	2012
Comprehensive	6046	6034	5938	5712	5524	5888	6488	7286	5661	4958
Grammar	2508	2415	2529	2461	2645	2652	3004	3001	1732	1631
Independent	4981	5012	4872	5077	5115	5748	6300	6682	6571	6817
Sixth Form	2001	2036	2160	2199	2330	2614	3269	3692	4018	4110
FE/Tertiary	1130	1063	1055	1061	1083	1193	1288	1337	1358	1302
Academy	137	382	3842	4697
Other	386	370	420	261	241	297	395	300	516	650



Numbers of GCE A Level entries in ENGLISH LANGUAGE by school type 2003- 2012

School type	2003	2004	2005	2006	2007	2008	2009	2010	2011	2012
Comprehensive	6506	7052	7705	8348	8508	9241	9722	10175	7603	7295
Grammar	749	729	829	896	988	1120	1246	1361	685	677
Independent	776	779	866	851	915	956	926	944	924	963
Sixth Form	4321	4573	4878	5189	5739	6022	6744	6899	7015	7236
FE/Tertiary	2474	2559	2607	2674	2663	2975	3175	3111	3336	3044
Academy	217	361	3743	4691
Other	145	134	164	138	168	335	340	364	384	510

GCE A Level ENGLISH LANGUAGE Entries by school type 2003–2012



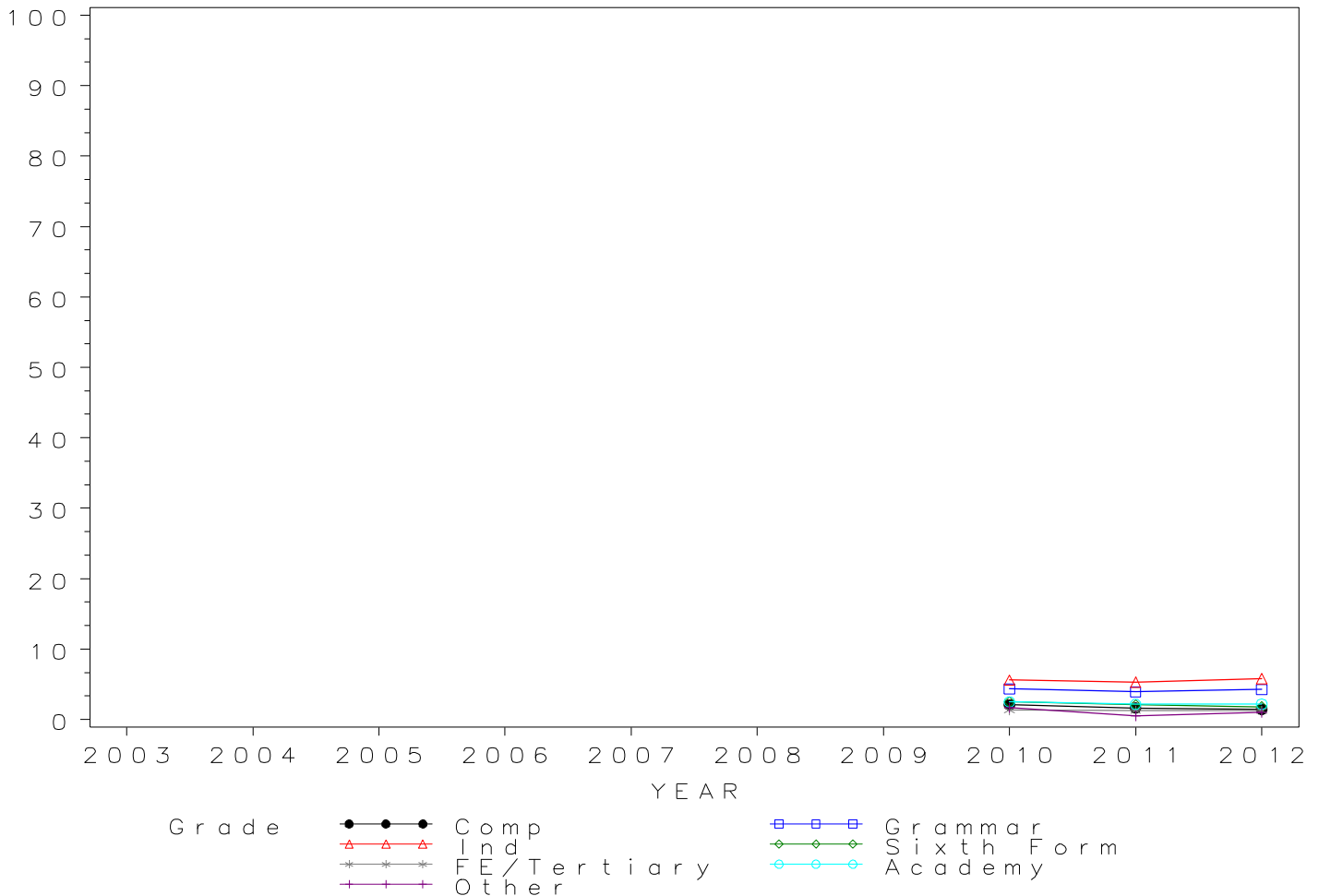
GCE A Level ENGLISH LANGUAGE Grade A by school type 2003- 2012
Cumulative Percentages*

School type	2003	2004	2005	2006	2007	2008	2009	2010	2011	2012
Comprehensive	2.1	1.6	1.5
Grammar	4.3	3.9	4.3
Independent	5.6	5.3	5.8
Sixth Form	2.5	2.1	1.8
FE/Tertiary	1.4	1.3	1.2
Academy	2.5	2.2	2.2
Other	1.6	0.5	1.0

Cumulative Numbers

School type	2003	2004	2005	2006	2007	2008	2009	2010	2011	2012
Comprehensive	212	125	107
Grammar	59	27	29
Independent	53	49	56
Sixth Form	172	147	130
FE/Tertiary	42	42	38
Academy	9	82	103
Other	6	2	5

Cumulative % at Grade A* by school type



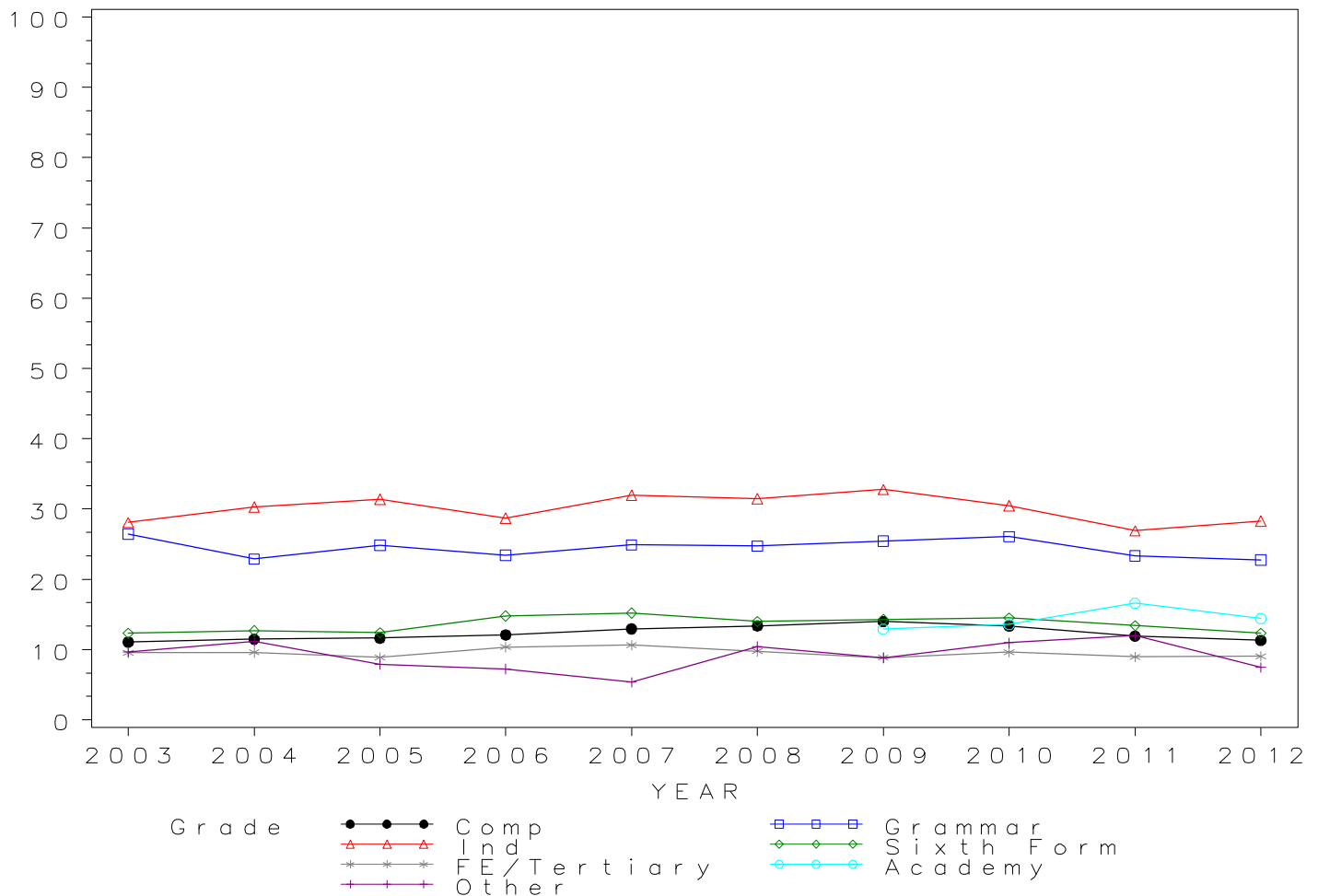
*GCE A Level ENGLISH LANGUAGE Grade A by school type 2003- 2012
Cumulative Percentages*

School type	2003	2004	2005	2006	2007	2008	2009	2010	2011	2012
Comprehensive	11.1	11.5	11.6	12.1	13.0	13.4	14.0	13.4	11.9	11.3
Grammar	26.4	22.9	24.8	23.4	24.9	24.7	25.4	26.1	23.4	22.7
Independent	28.1	30.3	31.4	28.7	32.0	31.5	32.8	30.5	26.9	28.3
Sixth Form	12.3	12.7	12.4	14.8	15.2	14.0	14.3	14.5	13.4	12.3
FE/Tertiary	9.5	9.6	8.9	10.4	10.6	9.8	8.9	9.7	9.0	9.1
Academy	12.9	13.6	16.6	14.4
Other	9.7	11.2	7.9	7.2	5.4	10.4	8.8	11.0	12.0	7.5

Cumulative Numbers

School type	2003	2004	2005	2006	2007	2008	2009	2010	2011	2012
Comprehensive	721	809	896	1010	1102	1237	1361	1361	907	825
Grammar	198	167	206	210	246	277	317	355	160	154
Independent	218	236	272	244	293	301	304	288	249	273
Sixth Form	531	581	605	768	872	843	964	1000	940	890
FE/Tertiary	236	246	232	277	283	291	281	301	299	276
Academy	28	49	621	676
Other	14	15	13	10	9	35	30	40	46	38

Cumulative % at Grade A by school type



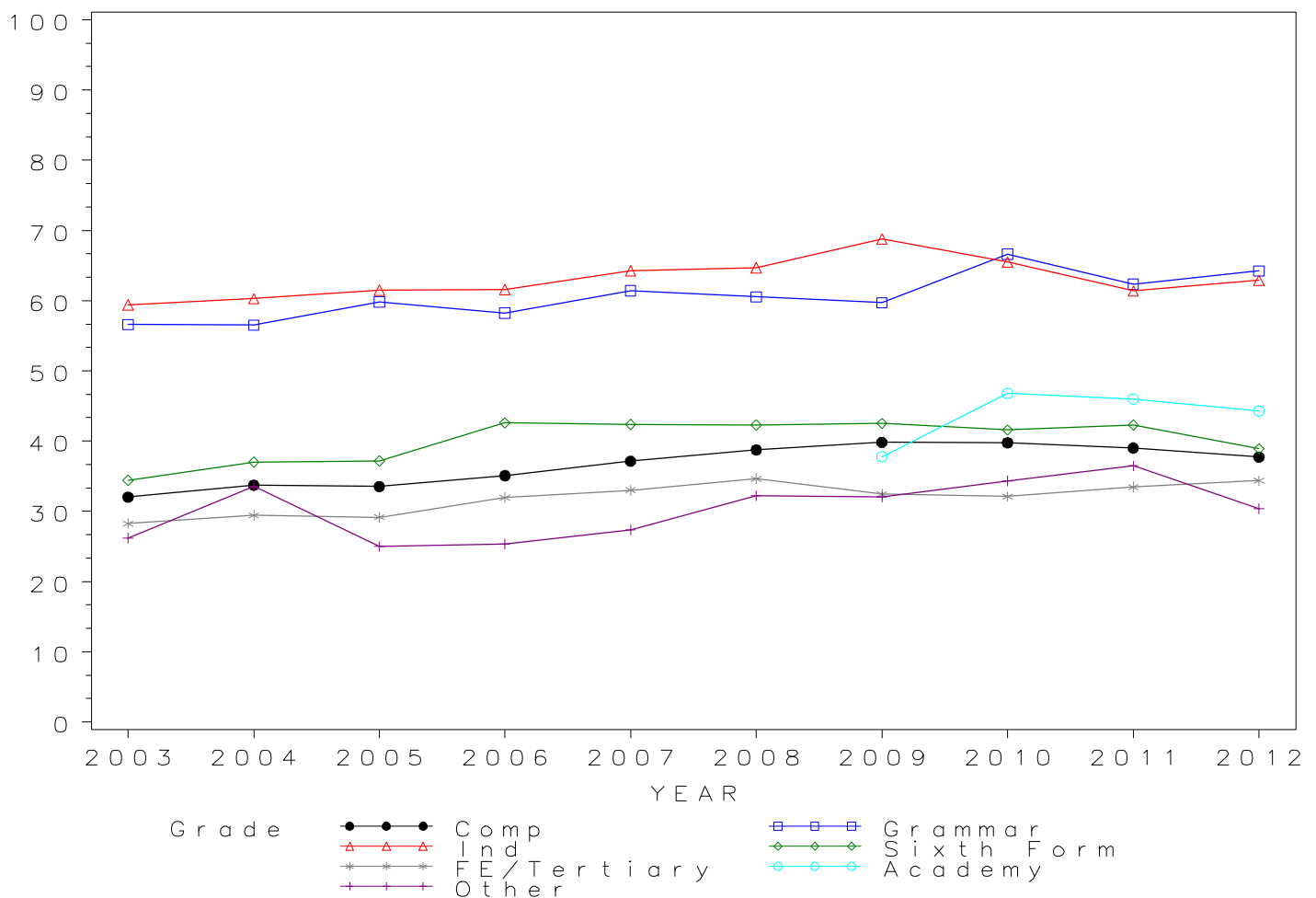
*GCE A Level ENGLISH LANGUAGE Grade B by school type 2003- 2012
Cumulative Percentages*

School type	2003	2004	2005	2006	2007	2008	2009	2010	2011	2012
Comprehensive	32.0	33.7	33.5	35.1	37.1	38.8	39.8	39.8	39.0	37.8
Grammar	56.6	56.5	59.8	58.3	61.4	60.5	59.7	66.6	62.3	64.3
Independent	59.4	60.3	61.5	61.6	64.3	64.7	68.8	65.5	61.4	62.9
Sixth Form	34.4	37.0	37.2	42.6	42.4	42.3	42.5	41.6	42.3	38.9
FE/Tertiary	28.3	29.5	29.2	32.0	33.0	34.7	32.5	32.1	33.5	34.4
Academy	37.8	46.8	46.0	44.3
Other	26.2	33.6	25.0	25.4	27.4	32.2	32.1	34.3	36.5	30.4

Cumulative Numbers

School type	2003	2004	2005	2006	2007	2008	2009	2010	2011	2012
Comprehensive	2085	2379	2584	2929	3160	3582	3872	4047	2967	2754
Grammar	424	412	496	522	607	678	744	907	427	435
Independent	461	470	533	524	588	619	637	618	567	606
Sixth Form	1486	1692	1815	2211	2433	2547	2866	2870	2967	2815
FE/Tertiary	700	754	760	855	879	1031	1031	999	1117	1047
Academy	82	169	1722	2078
Other	38	45	41	35	46	108	109	125	140	155

Cumulative % at Grade B by school type



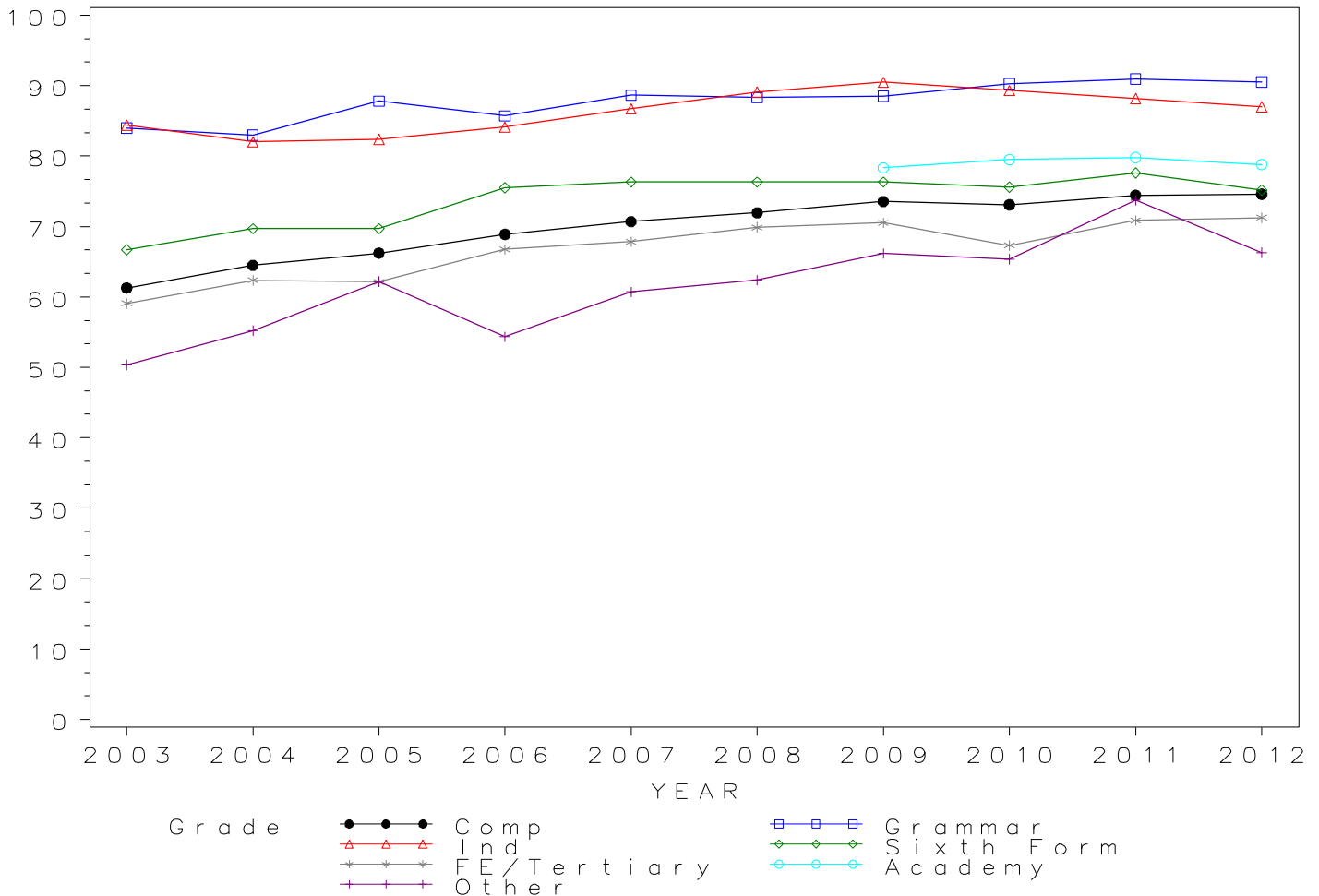
*GCE A Level ENGLISH LANGUAGE Grade C by school type 2003- 2012
Cumulative Percentages*

School type	2003	2004	2005	2006	2007	2008	2009	2010	2011	2012
Comprehensive	61.3	64.5	66.2	68.9	70.7	72.0	73.5	73.1	74.4	74.6
Grammar	84.0	83.0	87.8	85.7	88.7	88.3	88.5	90.3	90.9	90.5
Independent	84.4	82.0	82.4	84.1	86.7	89.1	90.5	89.3	88.2	87.0
Sixth Form	66.7	69.7	69.7	75.5	76.3	76.3	76.3	75.6	77.6	75.2
FE/Tertiary	59.1	62.4	62.2	66.8	67.9	69.9	70.5	67.3	70.9	71.3
Academy	78.3	79.5	79.8	78.8
Other	50.3	55.2	62.2	54.3	60.7	62.4	66.2	65.4	73.7	66.3

Cumulative Numbers

School type	2003	2004	2005	2006	2007	2008	2009	2010	2011	2012
Comprehensive	3987	4548	5103	5752	6015	6650	7150	7436	5659	5442
Grammar	629	605	728	768	876	989	1103	1229	623	613
Independent	655	639	714	716	793	852	838	843	815	838
Sixth Form	2882	3187	3400	3918	4379	4595	5146	5216	5444	5441
FE/Tertiary	1462	1596	1621	1785	1807	2079	2239	2094	2364	2169
Academy	170	287	2987	3697
Other	73	74	102	75	102	209	225	238	283	338

Cumulative % at Grade C by school type

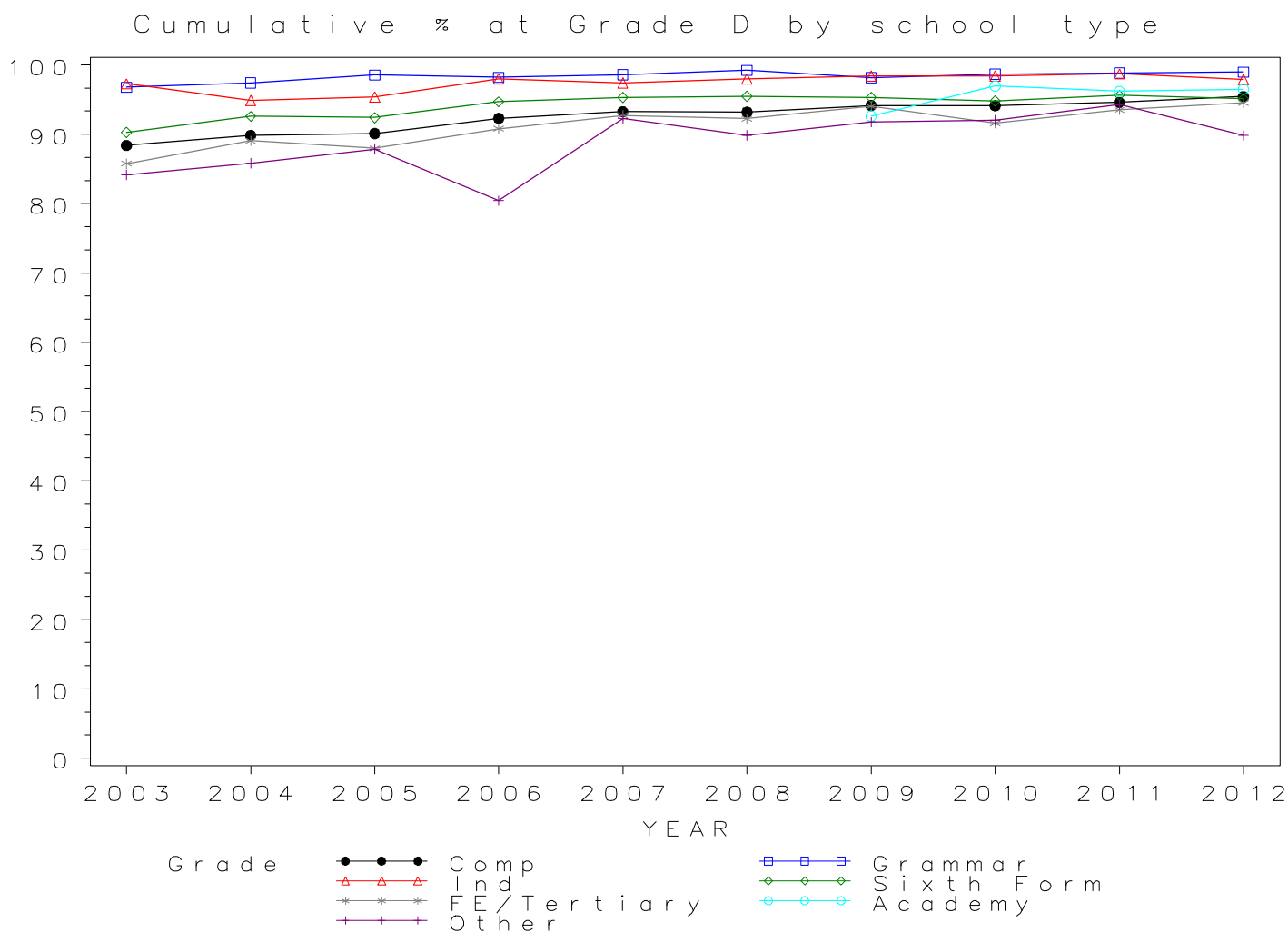


*GCE A Level ENGLISH LANGUAGE Grade D by school type 2003- 2012
Cumulative Percentages*

School type	2003	2004	2005	2006	2007	2008	2009	2010	2011	2012
Comprehensive	88.4	89.8	90.1	92.3	93.3	93.2	94.2	94.1	94.6	95.4
Grammar	96.8	97.4	98.6	98.2	98.6	99.2	98.2	98.7	98.8	99.0
Independent	97.3	94.9	95.4	98.0	97.4	98.0	98.4	98.4	98.7	97.9
Sixth Form	90.3	92.6	92.4	94.7	95.3	95.5	95.3	94.8	95.6	95.1
FE/Tertiary	85.8	89.1	88.0	90.8	92.7	92.3	94.0	91.6	93.5	94.5
Academy	92.6	97.0	96.2	96.5
Other	84.1	85.8	87.8	80.4	92.3	89.9	91.8	92.0	94.3	89.8

Cumulative Numbers

School type	2003	2004	2005	2006	2007	2008	2009	2010	2011	2012
Comprehensive	5751	6336	6943	7706	7935	8613	9154	9577	7192	6963
Grammar	725	710	817	880	974	1111	1223	1343	677	670
Independent	755	739	826	834	891	937	911	929	912	943
Sixth Form	3902	4235	4507	4914	5469	5751	6427	6540	6706	6881
FE/Tertiary	2122	2279	2294	2428	2469	2745	2986	2850	3119	2877
Academy	201	350	3601	4527
Other	122	115	144	111	155	301	312	335	362	458

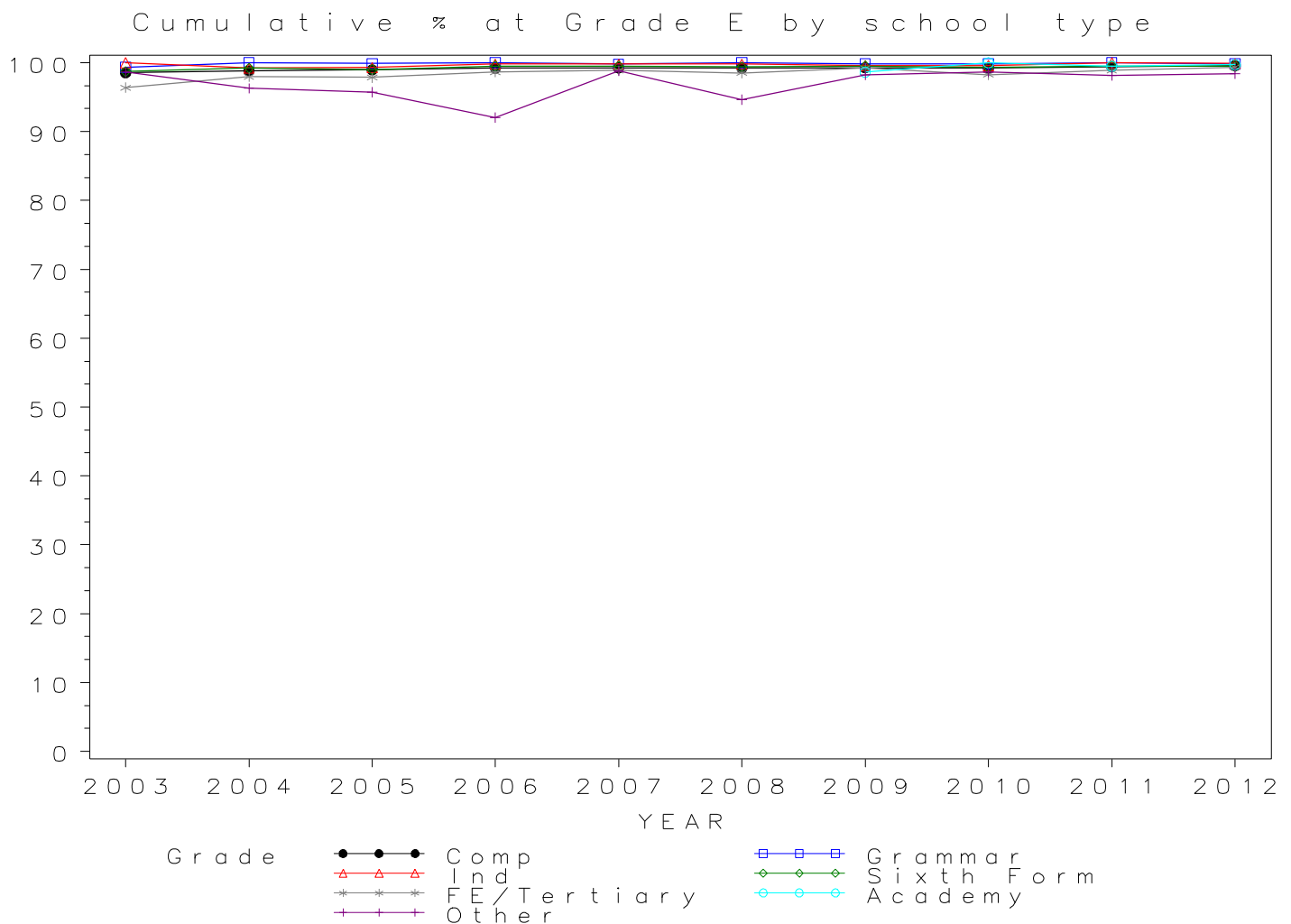


*GCE A Level ENGLISH LANGUAGE Grade E by school type 2003- 2012
Cumulative Percentages*

School type	2003	2004	2005	2006	2007	2008	2009	2010	2011	2012
Comprehensive	98.6	98.8	99.0	99.2	99.2	99.3	99.3	99.3	99.4	99.6
Grammar	99.3	100.0	99.9	100.0	99.8	100.0	99.8	99.9	100.0	99.9
Independent	100.0	99.2	99.3	99.8	99.8	99.8	99.6	99.6	100.0	99.9
Sixth Form	98.7	99.2	99.0	99.5	99.5	99.4	99.5	99.3	99.5	99.5
FE/Tertiary	96.4	98.0	97.9	98.6	98.9	98.5	99.2	98.3	98.9	99.3
Academy	98.6	100.0	99.5	99.7
Other	98.6	96.3	95.7	92.0	98.8	94.6	98.2	98.6	98.2	98.4

Cumulative Numbers

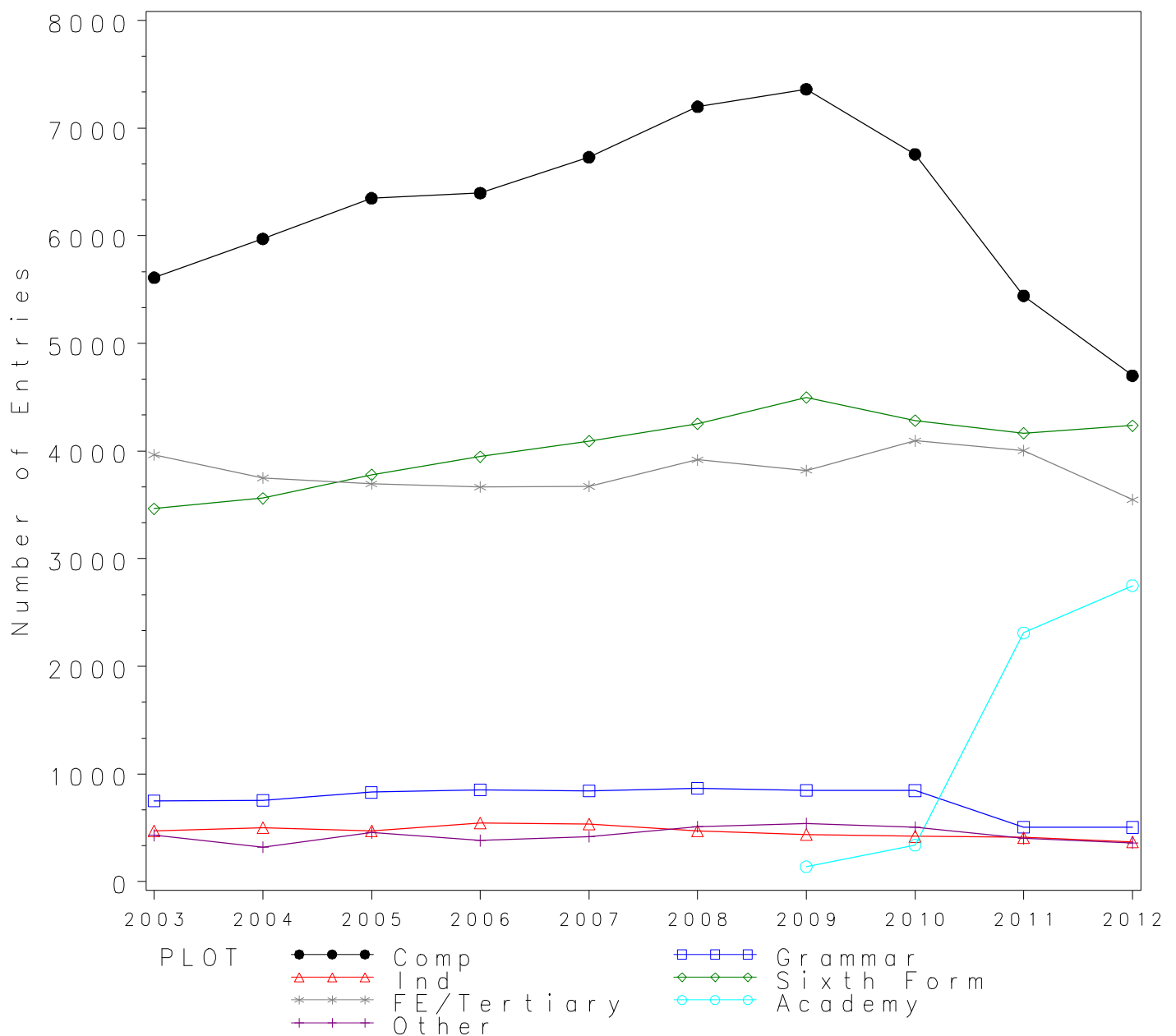
School type	2003	2004	2005	2006	2007	2008	2009	2010	2011	2012
Comprehensive	6412	6969	7625	8284	8444	9173	9651	10100	7560	7265
Grammar	744	729	828	896	986	1120	1244	1359	685	676
Independent	776	773	860	849	913	954	922	940	924	962
Sixth Form	4265	4536	4829	5163	5710	5986	6710	6851	6980	7200
FE/Tertiary	2385	2507	2551	2637	2633	2931	3150	3057	3298	3024
Academy	214	361	3724	4677
Other	143	129	157	127	166	317	334	359	377	502



Numbers of GCE A Level entries in ENGLISH LANGUAGE & LITERATURE by school type 2003-2012

School type	2003	2004	2005	2006	2007	2008	2009	2010	2011	2012
Comprehensive	5610	5971	6348	6396	6729	7198	7361	6756	5442	4700
Grammar	751	756	831	852	843	869	849	846	506	504
Independent	473	503	471	545	536	472	437	421	411	369
Sixth Form	3464	3562	3779	3948	4092	4252	4498	4284	4165	4236
FE/Tertiary	3965	3751	3696	3666	3673	3918	3820	4095	4004	3549
Academy	139	340	2311	2750
Other	431	320	455	382	420	512	540	507	401	359

GCE A Level ENGLISH LANGUAGE & LITERATURE Entries by school type 2003–2012



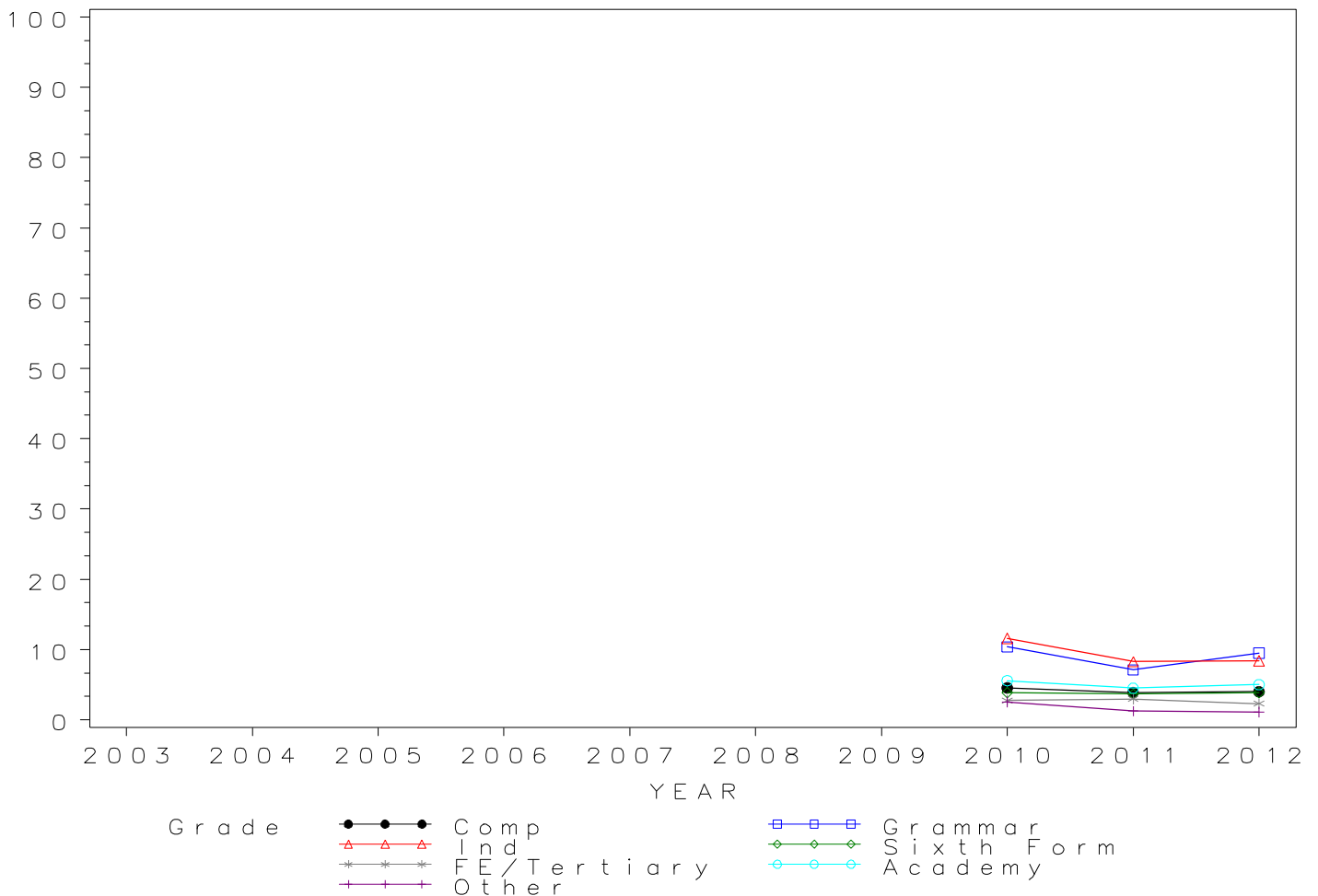
GCE A Level ENGLISH LANGUAGE & LITERATURE Grade A by school type
2003- 2012
Cumulative Percentages*

School type	2003	2004	2005	2006	2007	2008	2009	2010	2011	2012
Comprehensive	4.6	3.9	4.0
Grammar	10.4	7.1	9.5
Independent	11.6	8.3	8.4
Sixth Form	3.9	3.7	3.9
FE/Tertiary	2.8	3.0	2.3
Academy	5.6	4.5	5.0
Other	2.6	1.2	1.1

Cumulative Numbers

School type	2003	2004	2005	2006	2007	2008	2009	2010	2011	2012
Comprehensive	308	212	188
Grammar	88	36	48
Independent	49	34	31
Sixth Form	167	154	165
FE/Tertiary	114	119	82
Academy	19	104	138
Other	13	5	4

Cumulative % at Grade A* by school type



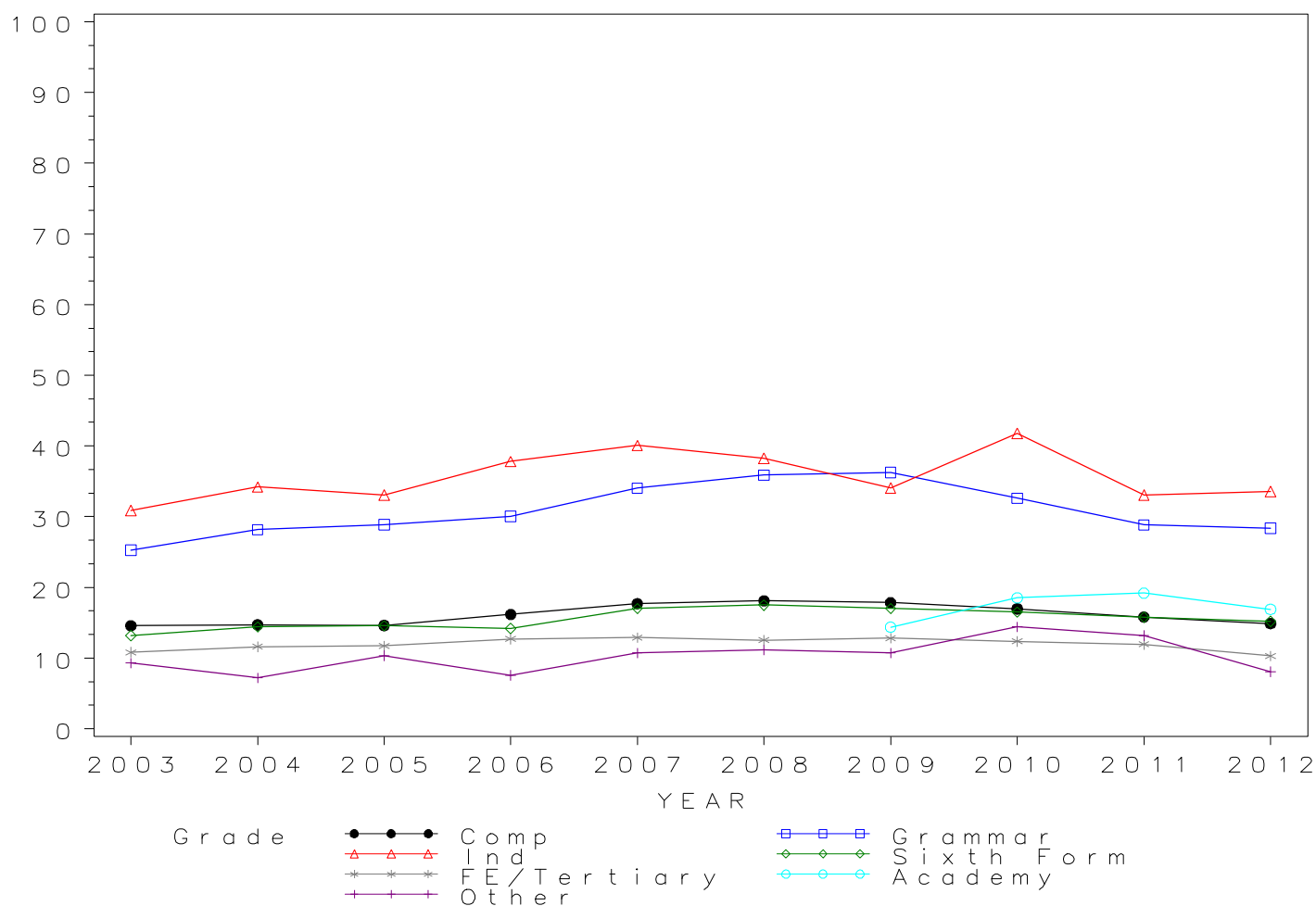
*GCE A Level ENGLISH LANGUAGE & LITERATURE Grade A by school type
2003- 2012
Cumulative Percentages*

School type	2003	2004	2005	2006	2007	2008	2009	2010	2011	2012
Comprehensive	14.6	14.7	14.6	16.2	17.7	18.1	17.9	17.0	15.8	14.9
Grammar	25.3	28.2	28.9	30.0	34.0	35.9	36.3	32.6	28.9	28.4
Independent	30.9	34.2	33.1	37.8	40.1	38.3	34.1	41.8	33.1	33.6
Sixth Form	13.2	14.4	14.6	14.2	17.0	17.5	17.0	16.5	15.8	15.2
FE/Tertiary	10.8	11.6	11.7	12.7	12.9	12.5	12.8	12.4	12.0	10.3
Academy	14.4	18.5	19.2	16.9
Other	9.3	7.2	10.3	7.6	10.7	11.1	10.7	14.4	13.2	8.1

Cumulative Numbers

School type	2003	2004	2005	2006	2007	2008	2009	2010	2011	2012
Comprehensive	819	879	928	1036	1192	1304	1314	1147	861	700
Grammar	190	213	240	256	287	312	308	276	146	143
Independent	146	172	156	206	215	181	149	176	136	124
Sixth Form	457	513	552	561	696	744	765	707	658	644
FE/Tertiary	430	436	434	466	474	491	490	507	479	366
Academy	20	63	444	465
Other	40	23	47	29	45	57	58	73	53	29

Cumulative % at Grade A by school type



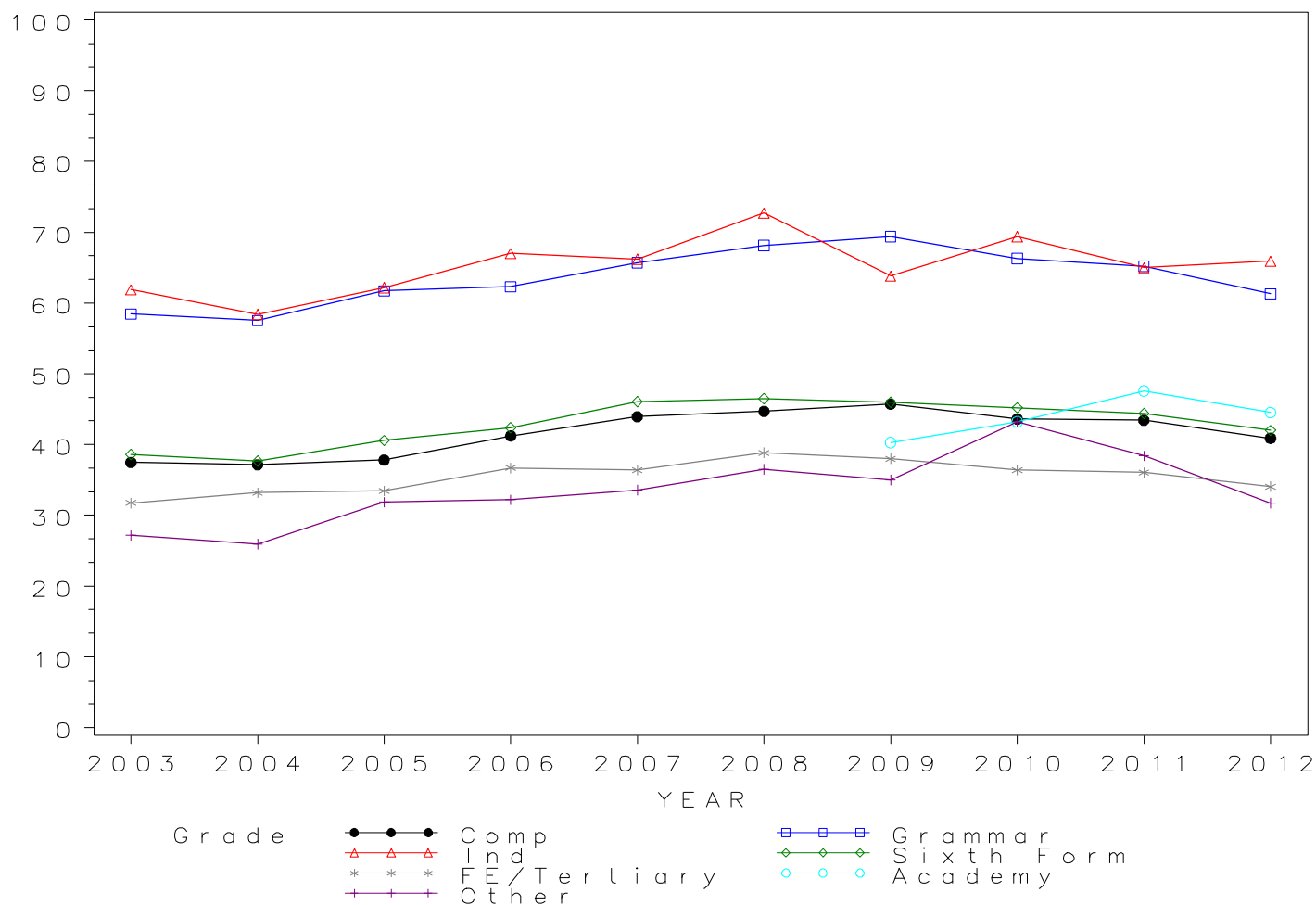
*GCE A Level ENGLISH LANGUAGE & LITERATURE Grade B by school type
2003- 2012
Cumulative Percentages*

School type	2003	2004	2005	2006	2007	2008	2009	2010	2011	2012
Comprehensive	37.5	37.2	37.8	41.2	43.9	44.7	45.7	43.6	43.4	40.9
Grammar	58.5	57.5	61.7	62.3	65.7	68.1	69.4	66.3	65.2	61.3
Independent	61.9	58.4	62.2	67.0	66.2	72.7	63.8	69.4	65.0	65.9
Sixth Form	38.6	37.7	40.6	42.4	46.1	46.5	46.0	45.2	44.4	42.0
FE/Tertiary	31.8	33.2	33.5	36.7	36.4	38.8	38.0	36.4	36.1	34.1
Academy	40.3	43.2	47.6	44.5
Other	27.1	25.9	31.9	32.2	33.6	36.5	35.0	43.2	38.4	31.8

Cumulative Numbers

School type	2003	2004	2005	2006	2007	2008	2009	2010	2011	2012
Comprehensive	2103	2219	2400	2637	2956	3216	3366	2945	2364	1922
Grammar	439	435	513	531	554	592	589	561	330	309
Independent	293	294	293	365	355	343	279	292	267	243
Sixth Form	1337	1343	1534	1674	1886	1977	2069	1936	1849	1779
FE/Tertiary	1259	1246	1237	1345	1336	1522	1452	1490	1444	1209
Academy	56	147	1100	1224
Other	117	83	145	123	141	187	189	219	154	114

Cumulative % at Grade B by school type



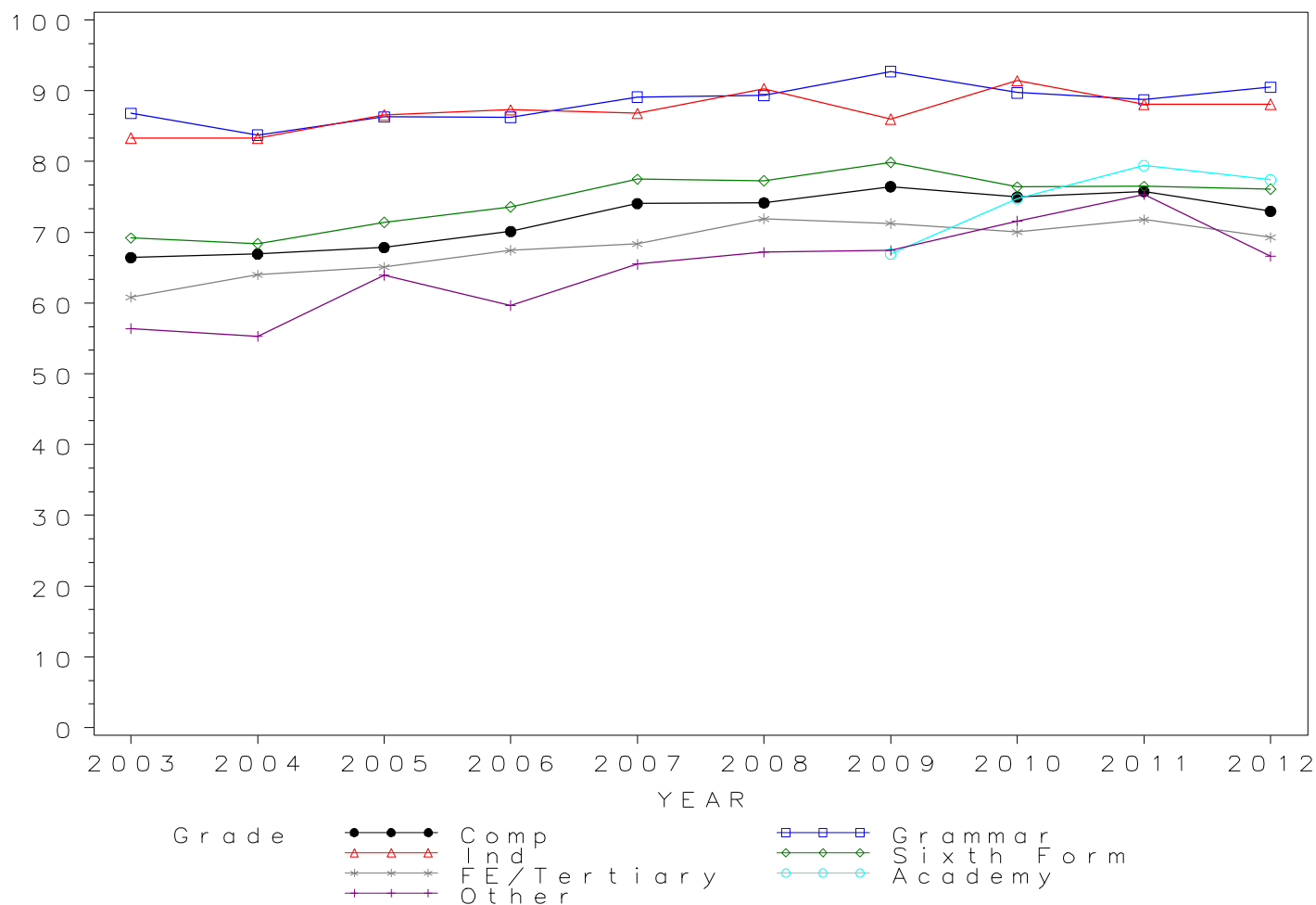
*GCE A Level ENGLISH LANGUAGE & LITERATURE Grade C by school type
2003- 2012
Cumulative Percentages*

School type	2003	2004	2005	2006	2007	2008	2009	2010	2011	2012
Comprehensive	66.4	66.9	67.9	70.1	74.1	74.2	76.4	75.0	75.8	73.0
Grammar	86.8	83.7	86.3	86.3	89.1	89.3	92.7	89.7	88.7	90.5
Independent	83.3	83.3	86.6	87.3	86.8	90.3	86.0	91.4	88.1	88.1
Sixth Form	69.2	68.4	71.4	73.6	77.5	77.3	79.9	76.4	76.5	76.1
FE/Tertiary	60.8	64.0	65.1	67.5	68.3	71.9	71.3	70.0	71.8	69.3
Academy	66.9	74.7	79.4	77.4
Other	56.4	55.3	64.0	59.7	65.5	67.2	67.4	71.6	75.3	66.6

Cumulative Numbers

School type	2003	2004	2005	2006	2007	2008	2009	2010	2011	2012
Comprehensive	3727	3995	4308	4484	4984	5338	5627	5066	4123	3430
Grammar	652	633	717	735	751	776	787	759	449	456
Independent	394	419	408	476	465	426	376	385	362	325
Sixth Form	2397	2436	2698	2906	3171	3287	3594	3273	3186	3224
FE/Tertiary	2412	2400	2406	2473	2510	2817	2722	2867	2875	2459
Academy	93	254	1835	2129
Other	243	177	291	228	275	344	364	363	302	239

Cumulative % at Grade C by school type



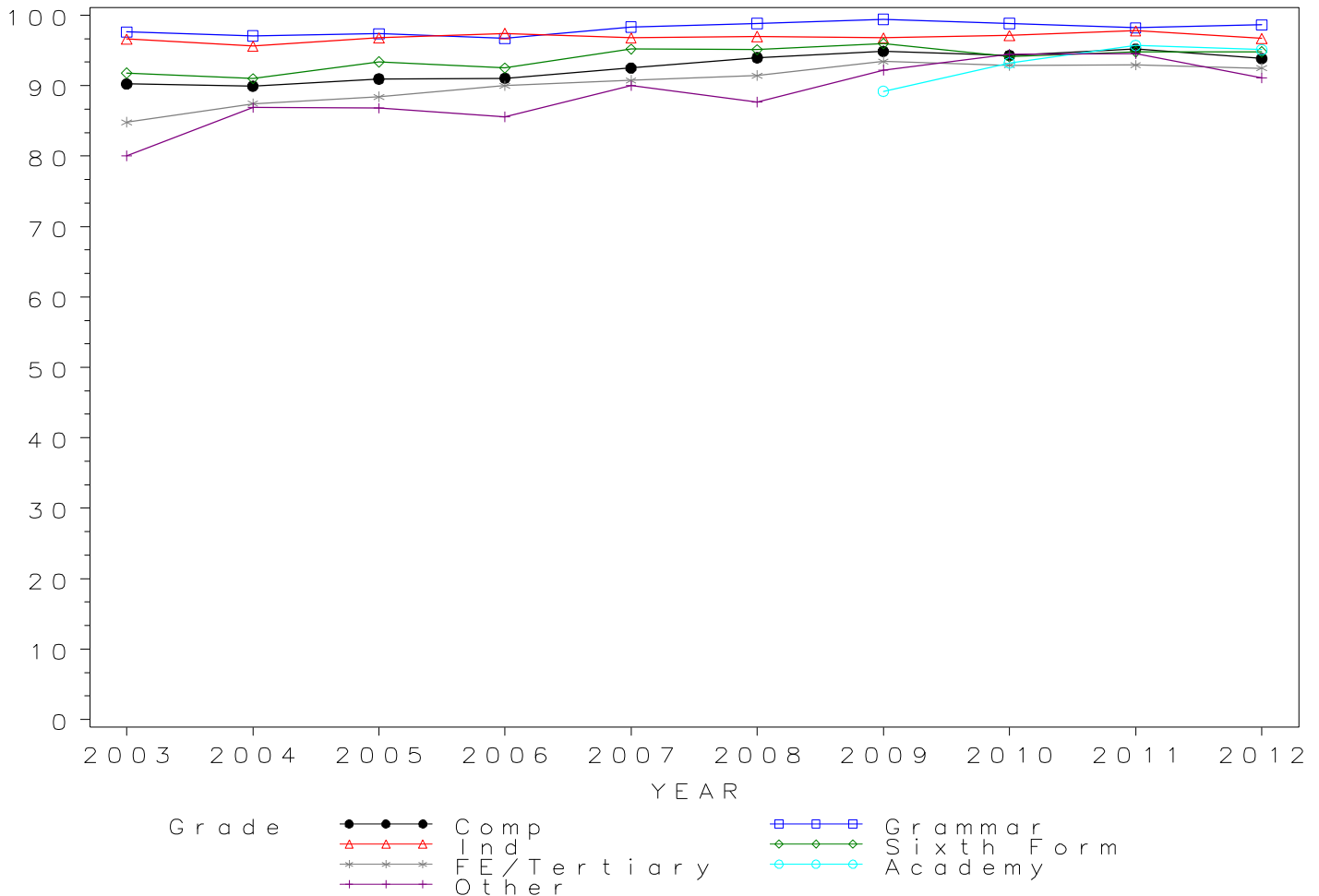
*GCE A Level ENGLISH LANGUAGE & LITERATURE Grade D by school type
2003- 2012
Cumulative Percentages*

School type	2003	2004	2005	2006	2007	2008	2009	2010	2011	2012
Comprehensive	90.2	89.9	91.0	91.1	92.5	94.0	94.9	94.3	95.2	93.9
Grammar	97.6	97.1	97.4	96.7	98.3	98.8	99.4	98.8	98.2	98.6
Independent	96.6	95.6	96.8	97.4	96.8	97.0	96.8	97.1	97.8	96.7
Sixth Form	91.8	91.0	93.4	92.5	95.2	95.1	96.0	94.1	94.8	94.8
FE/Tertiary	84.8	87.4	88.4	90.0	90.8	91.4	93.5	92.9	92.9	92.5
Academy	89.2	93.2	95.7	95.1
Other	80.0	86.9	86.8	85.6	90.0	87.7	92.2	94.5	94.5	91.1

Cumulative Numbers

School type	2003	2004	2005	2006	2007	2008	2009	2010	2011	2012
Comprehensive	5063	5370	5774	5824	6225	6764	6984	6370	5181	4411
Grammar	733	734	809	824	829	859	844	836	497	497
Independent	457	481	456	531	519	458	423	409	402	357
Sixth Form	3180	3241	3530	3652	3896	4044	4318	4031	3948	4016
FE/Tertiary	3363	3280	3268	3299	3334	3583	3570	3804	3720	3282
Academy	124	317	2212	2615
Other	345	278	395	327	378	449	498	479	379	327

Cumulative % at Grade D by school type



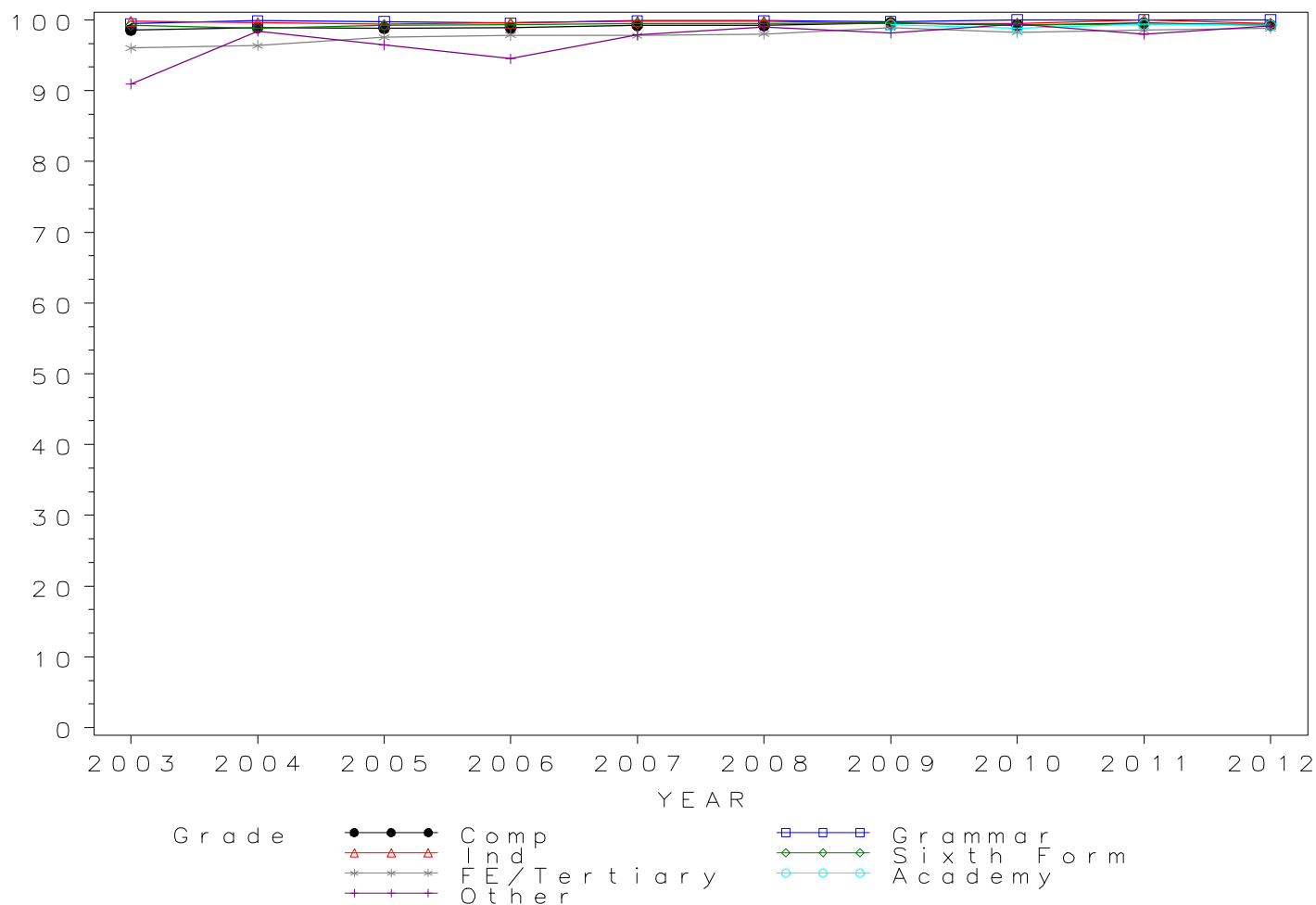
*GCE A Level ENGLISH LANGUAGE & LITERATURE Grade E by school type
2003- 2012
Cumulative Percentages*

School type	2003	2004	2005	2006	2007	2008	2009	2010	2011	2012
Comprehensive	98.6	98.9	98.8	98.9	99.2	99.2	99.6	99.3	99.5	99.3
Grammar	99.5	99.9	99.8	99.5	99.9	99.9	99.8	100.0	100.0	100.0
Independent	99.8	99.6	99.4	99.6	99.8	99.8	99.5	99.5	100.0	99.5
Sixth Form	99.2	98.8	99.2	99.3	99.5	99.5	99.6	99.3	99.4	99.4
FE/Tertiary	96.0	96.4	97.6	97.8	97.8	98.0	98.9	98.3	98.6	98.8
Academy	99.3	98.8	99.4	99.2
Other	91.0	98.4	96.5	94.5	97.9	99.0	98.1	99.4	98.0	99.2

Cumulative Numbers

School type	2003	2004	2005	2006	2007	2008	2009	2010	2011	2012
Comprehensive	5531	5907	6274	6323	6676	7140	7332	6707	5417	4666
Grammar	747	755	829	848	842	868	847	846	506	504
Independent	472	501	468	543	535	471	435	419	411	367
Sixth Form	3436	3519	3749	3920	4072	4231	4480	4254	4140	4211
FE/Tertiary	3807	3616	3606	3587	3593	3840	3777	4024	3947	3507
Academy	138	336	2297	2728
Other	392	315	439	361	411	507	530	504	393	356

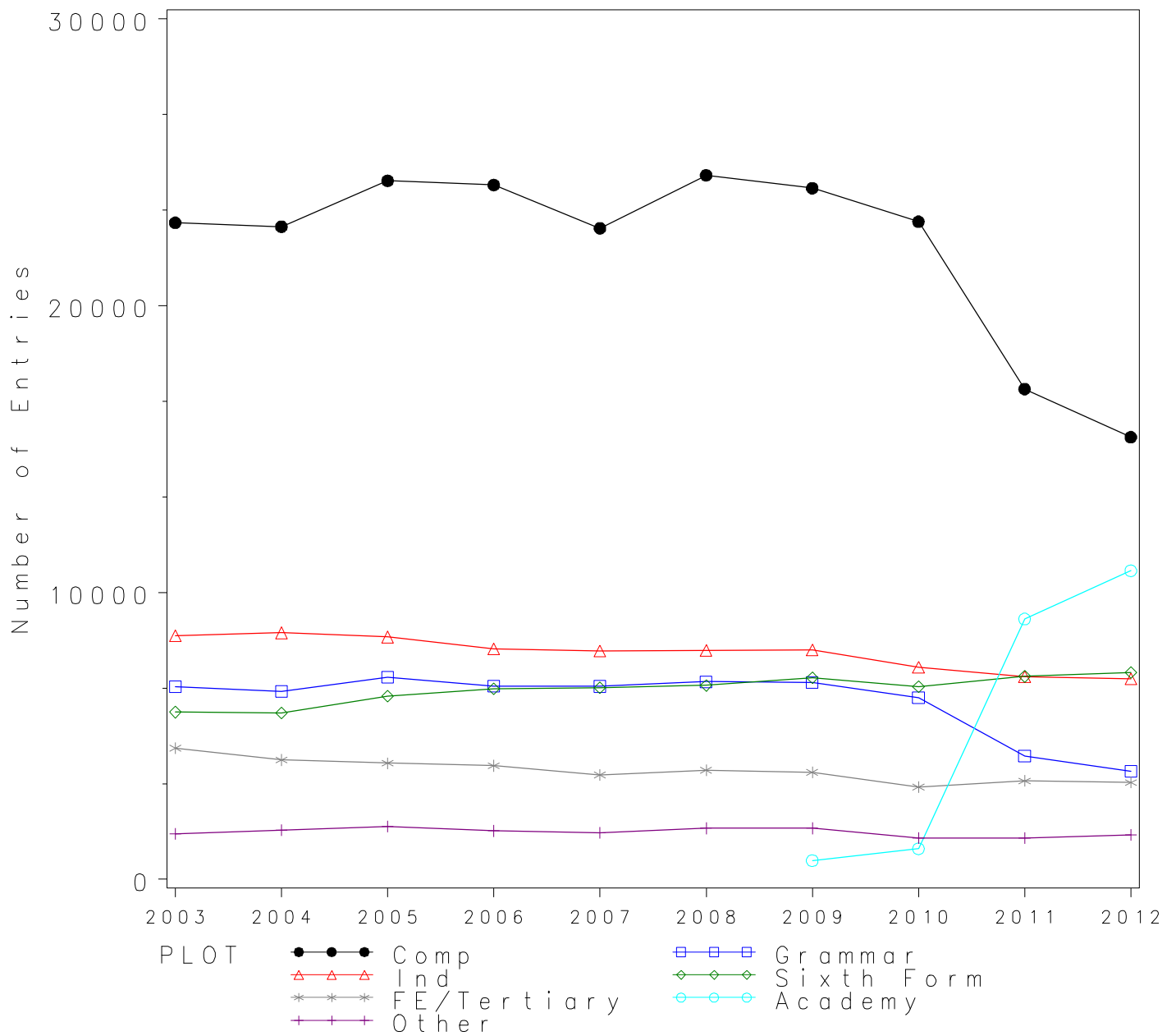
Cumulative % at Grade E by school type



*Numbers of GCE A Level entries in ENGLISH LITERATURE by school type
2003- 2012*

School type	2003	2004	2005	2006	2007	2008	2009	2010	2011	2012
Comprehensive	22889	22750	24351	24204	22695	24544	24093	22926	17091	15413
Grammar	6713	6555	7042	6734	6727	6888	6867	6338	4293	3762
Independent	8491	8597	8450	8036	7964	7985	7995	7400	7068	6991
Sixth Form	5829	5797	6393	6643	6677	6762	7033	6712	7076	7211
FE/Tertiary	4575	4162	4049	3960	3643	3807	3734	3221	3433	3381
Academy	654	1066	9076	10757
Other	1585	1716	1843	1691	1627	1780	1781	1442	1441	1555

GCE A Level ENGLISH LITERATURE Entries by school type 2003–2012



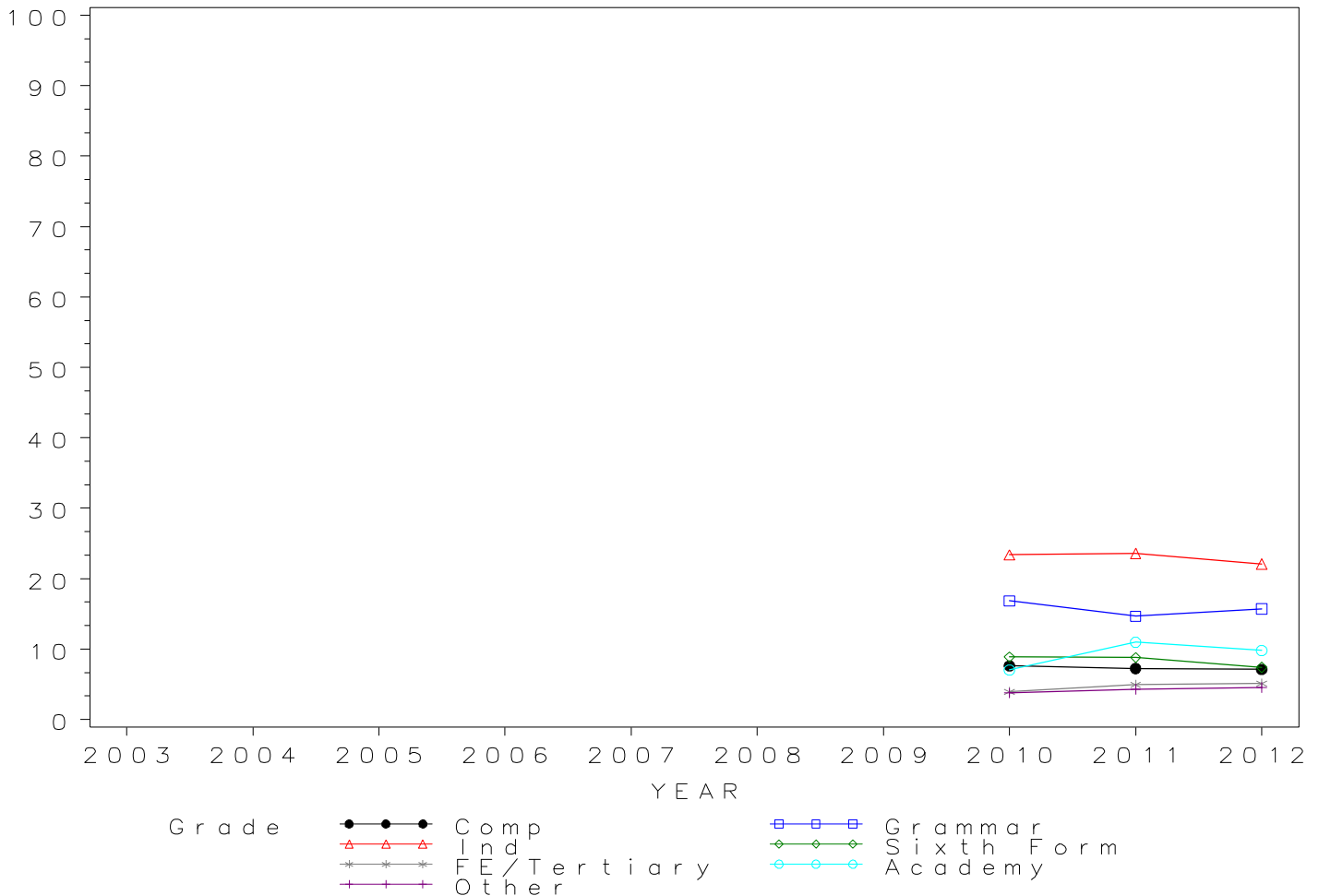
GCE A Level ENGLISH LITERATURE Grade A by school type 2003- 2012
Cumulative Percentages*

School type	2003	2004	2005	2006	2007	2008	2009	2010	2011	2012
Comprehensive	7.6	7.3	7.1
Grammar	16.9	14.7	15.7
Independent	23.4	23.6	22.1
Sixth Form	8.9	8.8	7.4
FE/Tertiary	3.9	4.9	5.1
Academy	7.0	11.0	9.8
Other	3.7	4.3	4.6

Cumulative Numbers

School type	2003	2004	2005	2006	2007	2008	2009	2010	2011	2012
Comprehensive	1752	1240	1098
Grammar	1068	629	591
Independent	1732	1668	1545
Sixth Form	597	623	534
FE/Tertiary	127	169	173
Academy	75	998	1054
Other	54	62	71

Cumulative % at Grade A* by school type



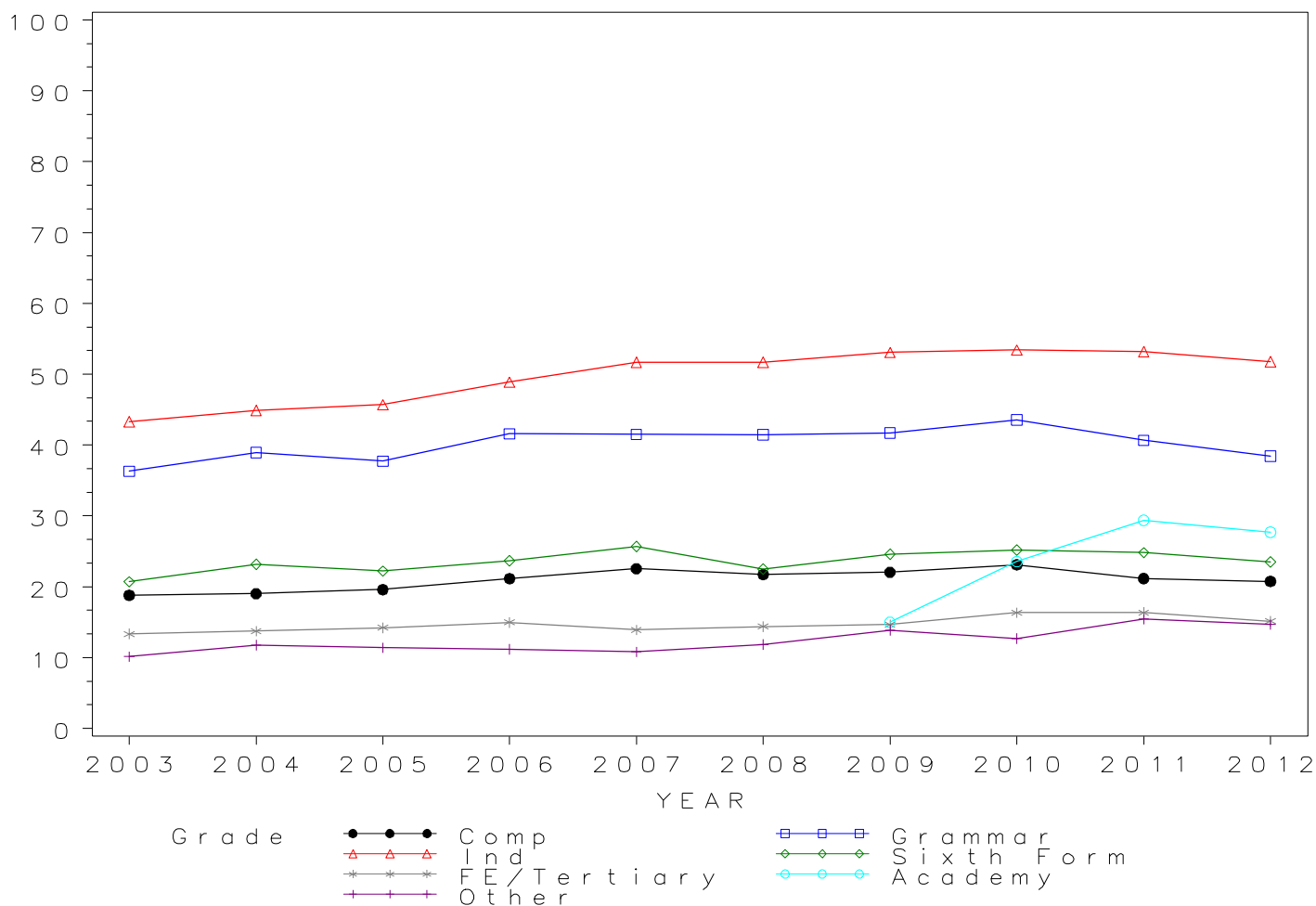
*GCE A Level ENGLISH LITERATURE Grade A by school type 2003- 2012
Cumulative Percentages*

School type	2003	2004	2005	2006	2007	2008	2009	2010	2011	2012
Comprehensive	18.8	19.0	19.6	21.2	22.6	21.7	22.1	23.1	21.2	20.8
Grammar	36.3	38.9	37.7	41.6	41.5	41.4	41.7	43.5	40.7	38.4
Independent	43.3	44.9	45.7	48.9	51.7	51.7	53.1	53.4	53.2	51.8
Sixth Form	20.7	23.2	22.2	23.7	25.7	22.5	24.6	25.2	24.8	23.5
FE/Tertiary	13.4	13.7	14.2	15.0	13.9	14.4	14.6	16.4	16.4	15.1
Academy	15.0	23.5	29.4	27.7
Other	10.2	11.8	11.4	11.2	10.8	11.9	13.9	12.7	15.4	14.7

Cumulative Numbers

School type	2003	2004	2005	2006	2007	2008	2009	2010	2011	2012
Comprehensive	4304	4326	4772	5121	5119	5336	5316	5298	3617	3200
Grammar	2438	2552	2656	2800	2792	2855	2865	2760	1746	1446
Independent	3677	3860	3862	3930	4117	4128	4245	3952	3760	3621
Sixth Form	1207	1345	1419	1574	1716	1521	1730	1691	1755	1695
FE/Tertiary	611	572	576	593	507	548	547	527	562	512
Academy	98	251	2668	2980
Other	161	202	210	189	176	211	247	183	222	228

Cumulative % at Grade A by school type



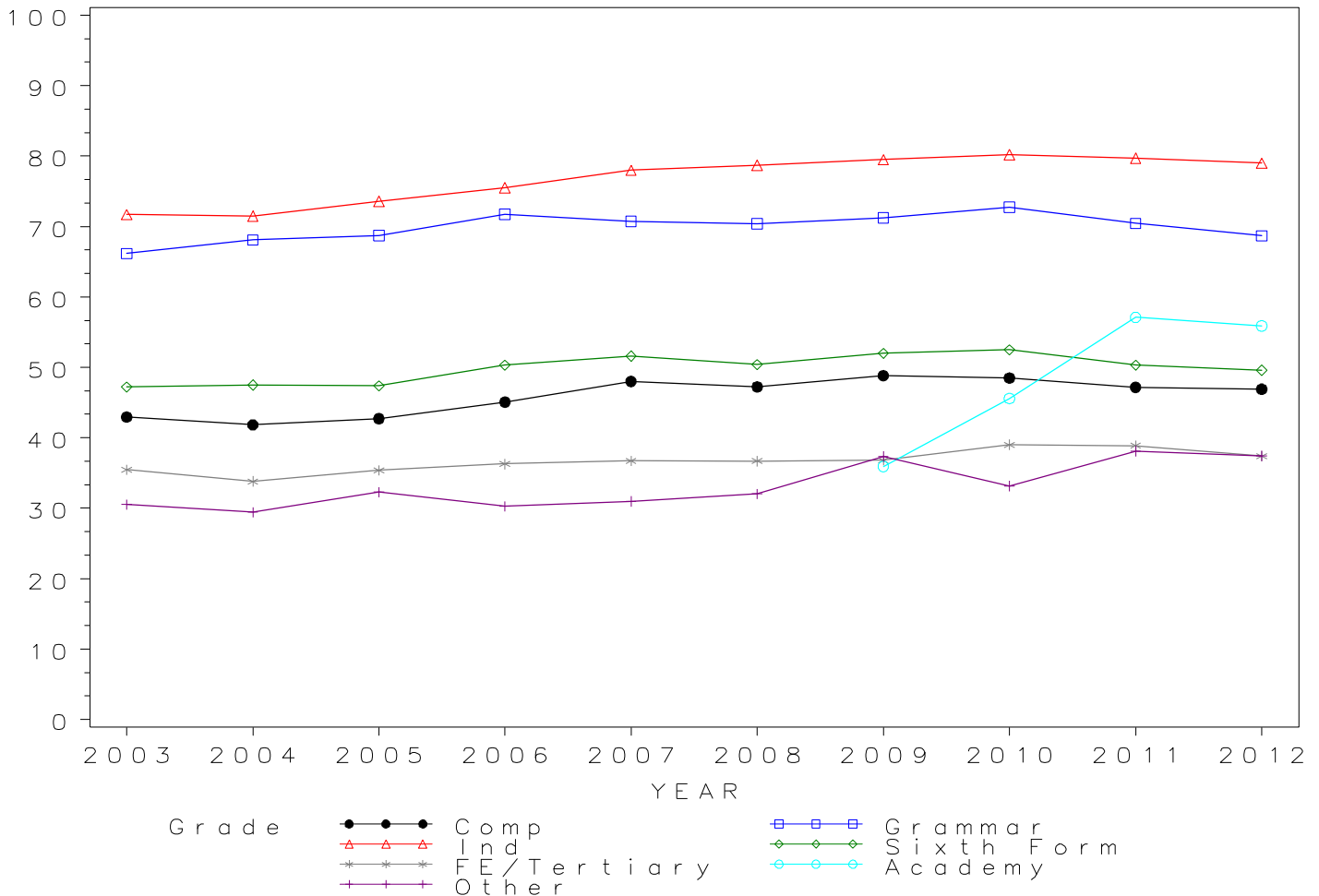
*GCE A Level ENGLISH LITERATURE Grade B by school type 2003- 2012
Cumulative Percentages*

School type	2003	2004	2005	2006	2007	2008	2009	2010	2011	2012
Comprehensive	43.0	41.8	42.7	45.1	48.0	47.2	48.8	48.5	47.2	46.9
Grammar	66.2	68.1	68.7	71.8	70.7	70.4	71.2	72.7	70.5	68.7
Independent	71.7	71.5	73.6	75.5	78.0	78.7	79.5	80.2	79.7	79.0
Sixth Form	47.2	47.5	47.4	50.3	51.6	50.4	52.0	52.5	50.3	49.6
FE/Tertiary	35.5	33.8	35.4	36.3	36.7	36.7	36.8	39.0	38.9	37.4
Academy	35.9	45.6	57.1	55.9
Other	30.5	29.4	32.3	30.3	31.0	32.0	37.3	33.1	38.1	37.4

Cumulative Numbers

School type	2003	2004	2005	2006	2007	2008	2009	2010	2011	2012
Comprehensive	9832	9520	10402	10910	10896	11595	11766	11119	8063	7230
Grammar	4441	4465	4840	4832	4759	4849	4891	4610	3025	2584
Independent	6088	6147	6219	6067	6212	6284	6356	5935	5633	5523
Sixth Form	2751	2754	3030	3341	3445	3408	3657	3524	3559	3577
FE/Tertiary	1623	1408	1432	1437	1338	1397	1374	1257	1335	1265
Academy	235	486	5182	6013
Other	484	505	595	512	504	570	665	478	549	582

Cumulative % at Grade B by school type



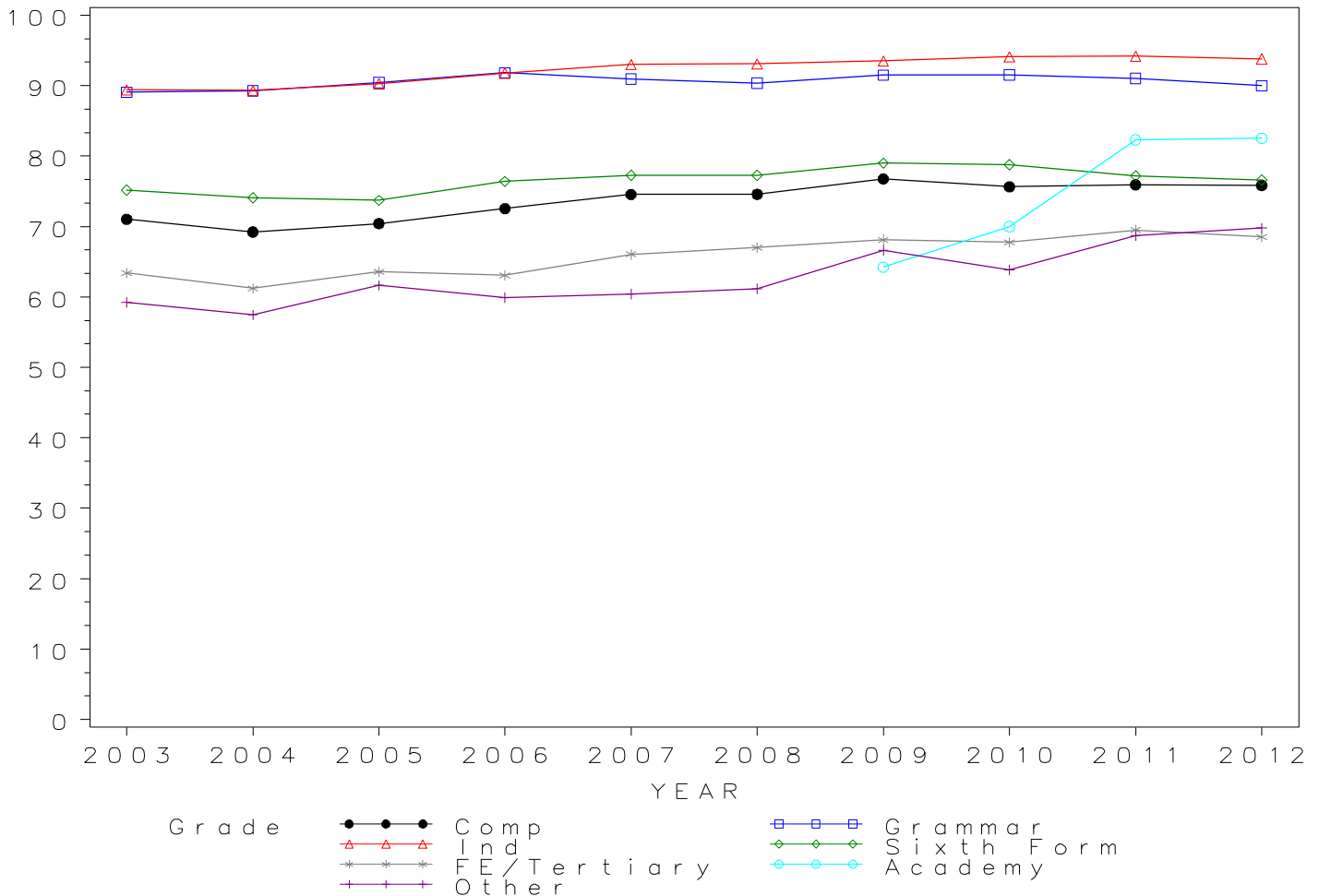
*GCE A Level ENGLISH LITERATURE Grade C by school type 2003- 2012
Cumulative Percentages*

School type	2003	2004	2005	2006	2007	2008	2009	2010	2011	2012
Comprehensive	71.0	69.2	70.4	72.5	74.6	74.6	76.8	75.7	75.9	75.9
Grammar	89.1	89.3	90.4	91.8	91.0	90.4	91.5	91.5	91.1	90.0
Independent	89.4	89.3	90.3	91.8	93.0	93.1	93.5	94.1	94.2	93.8
Sixth Form	75.2	74.1	73.7	76.4	77.3	77.3	79.0	78.8	77.2	76.6
FE/Tertiary	63.4	61.2	63.6	63.1	66.0	67.0	68.1	67.7	69.5	68.5
Academy	64.2	70.0	82.3	82.5
Other	59.2	57.5	61.6	59.9	60.4	61.2	66.6	63.9	68.7	69.8

Cumulative Numbers

School type	2003	2004	2005	2006	2007	2008	2009	2010	2011	2012
Comprehensive	16255	15749	17148	17559	16923	18305	18493	17347	12977	11691
Grammar	5979	5851	6369	6185	6119	6225	6283	5801	3909	3385
Independent	7591	7677	7630	7377	7407	7434	7475	6963	6658	6558
Sixth Form	4383	4296	4712	5075	5161	5227	5556	5289	5463	5524
FE/Tertiary	2901	2548	2574	2498	2406	2551	2544	2182	2386	2316
Academy	420	746	7470	8875
Other	939	986	1136	1013	983	1089	1187	921	990	1085

Cumulative % at Grade C by school type



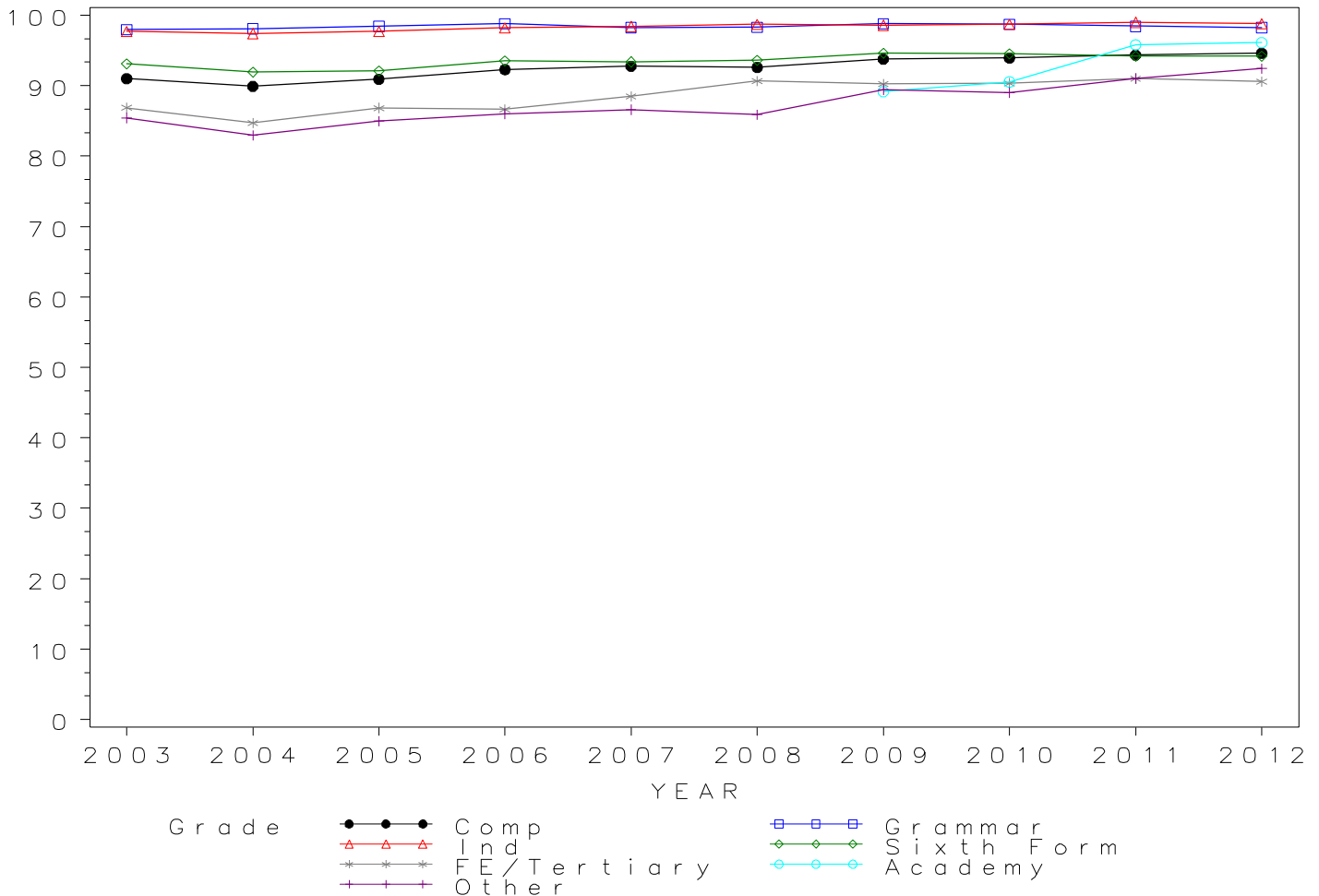
*GCE A Level ENGLISH LITERATURE Grade D by school type 2003- 2012
Cumulative Percentages*

School type	2003	2004	2005	2006	2007	2008	2009	2010	2011	2012
Comprehensive	91.0	89.9	90.9	92.3	92.7	92.6	93.8	94.0	94.4	94.6
Grammar	98.0	98.1	98.4	98.8	98.2	98.3	98.8	98.7	98.4	98.2
Independent	97.7	97.4	97.7	98.2	98.4	98.7	98.6	98.7	99.0	98.8
Sixth Form	93.1	91.9	92.1	93.5	93.4	93.6	94.6	94.5	94.2	94.2
FE/Tertiary	86.9	84.7	86.8	86.6	88.5	90.6	90.3	90.3	91.0	90.6
Academy	89.1	90.5	95.8	96.1
Other	85.4	82.9	85.0	86.0	86.6	85.9	89.4	89.0	91.0	92.4

Cumulative Numbers

School type	2003	2004	2005	2006	2007	2008	2009	2010	2011	2012
Comprehensive	20829	20450	22135	22336	21049	22728	22590	21539	16127	14580
Grammar	6576	6429	6932	6653	6608	6769	6785	6257	4226	3696
Independent	8296	8373	8256	7891	7837	7881	7883	7304	6997	6907
Sixth Form	5427	5327	5888	6211	6236	6329	6653	6343	6666	6793
FE/Tertiary	3974	3525	3516	3430	3224	3451	3370	2910	3124	3063
Academy	583	965	8695	10337
Other	1354	1423	1566	1454	1409	1529	1593	1284	1312	1437

Cumulative % at Grade D by school type

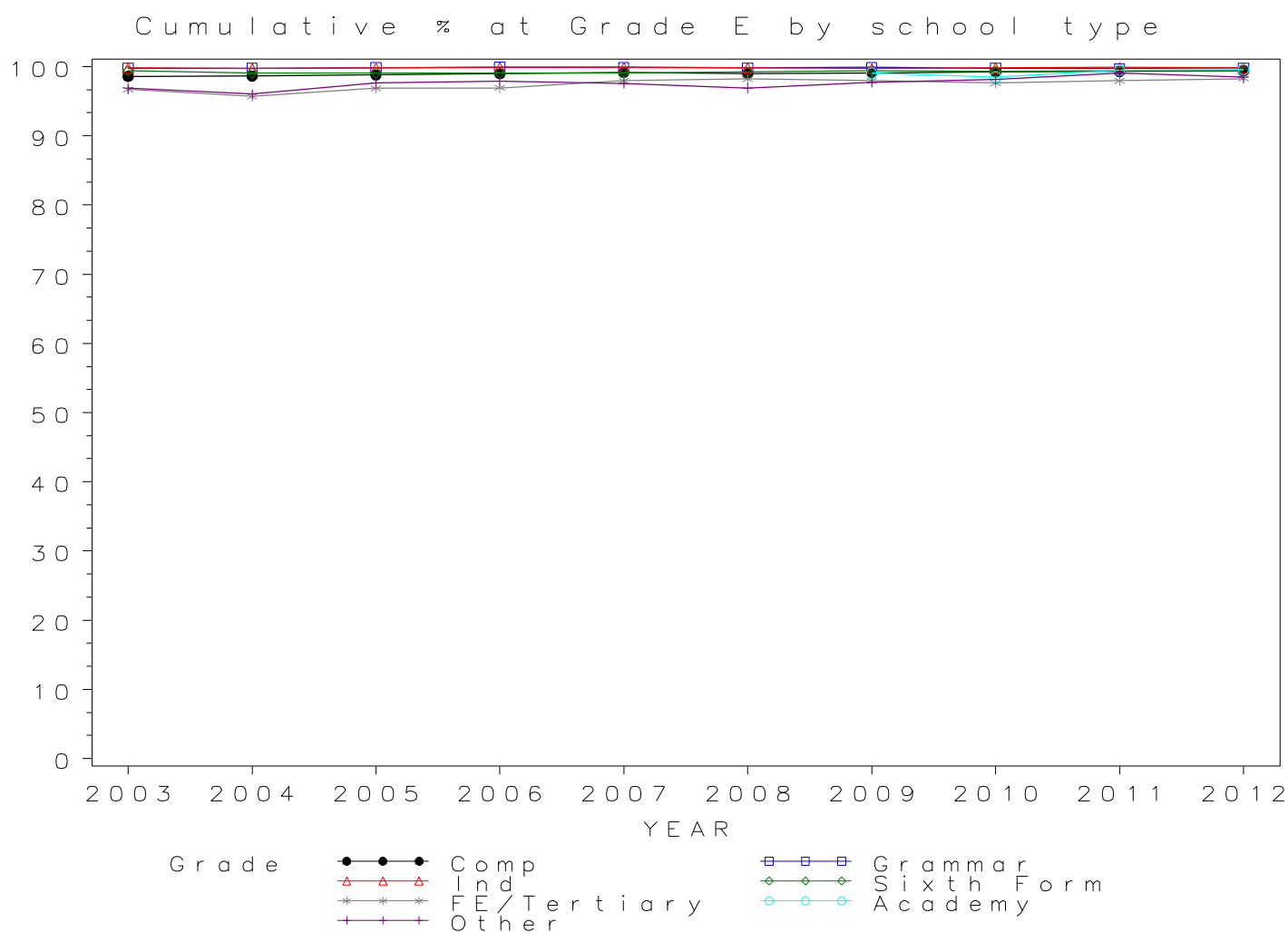


*GCE A Level ENGLISH LITERATURE Grade E by school type 2003- 2012
Cumulative Percentages*

School type	2003	2004	2005	2006	2007	2008	2009	2010	2011	2012
Comprehensive	98.6	98.6	98.8	99.0	99.2	99.0	99.1	99.2	99.3	99.4
Grammar	99.8	99.8	99.8	99.9	99.9	99.8	99.9	99.7	99.7	99.8
Independent	99.8	99.7	99.8	99.9	99.9	99.8	99.7	99.8	99.9	99.8
Sixth Form	99.4	99.1	99.1	99.1	99.1	99.2	99.4	99.3	99.4	99.4
FE/Tertiary	96.7	95.7	96.9	96.9	98.0	98.2	98.0	97.6	98.0	98.3
Academy	99.1	98.5	99.5	99.6
Other	96.8	96.0	97.6	97.9	97.5	96.9	97.8	98.1	99.0	98.5

Cumulative Numbers

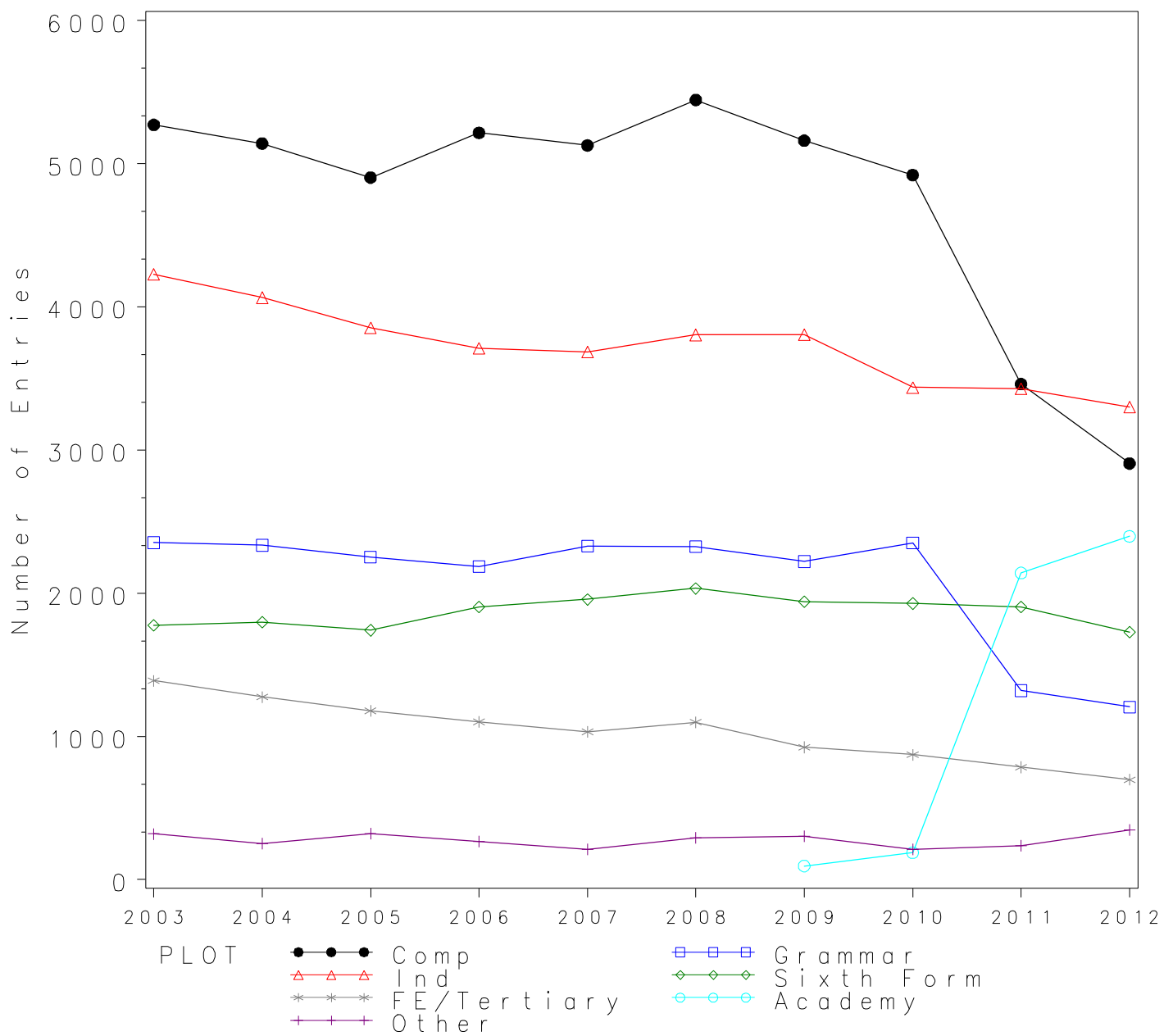
School type	2003	2004	2005	2006	2007	2008	2009	2010	2011	2012
Comprehensive	22569	22436	24055	23958	22503	24299	23876	22748	16974	15323
Grammar	6697	6540	7030	6728	6719	6874	6858	6322	4280	3754
Independent	8474	8571	8433	8028	7956	7969	7971	7385	7061	6977
Sixth Form	5794	5745	6335	6583	6617	6708	6991	6665	7034	7168
FE/Tertiary	4425	3984	3923	3838	3570	3738	3658	3144	3364	3322
Academy	648	1050	9031	10714
Other	1535	1648	1799	1655	1587	1724	1741	1415	1427	1531



Numbers of GCE A Level entries in FRENCH by school type 2003- 2012

School type	2003	2004	2005	2006	2007	2008	2009	2010	2011	2012
Comprehensive	5271	5140	4902	5215	5127	5444	5161	4920	3460	2906
Grammar	2353	2335	2251	2185	2328	2325	2221	2351	1320	1206
Independent	4227	4064	3854	3711	3684	3804	3806	3437	3429	3300
Sixth Form	1776	1798	1741	1903	1957	2034	1941	1928	1905	1727
FE/Tertiary	1389	1275	1179	1102	1032	1099	924	872	785	698
Academy	95	188	2141	2397
Other	319	252	321	265	212	292	304	211	238	348

GCE A Level FRENCH Entries by school type 2003–2012



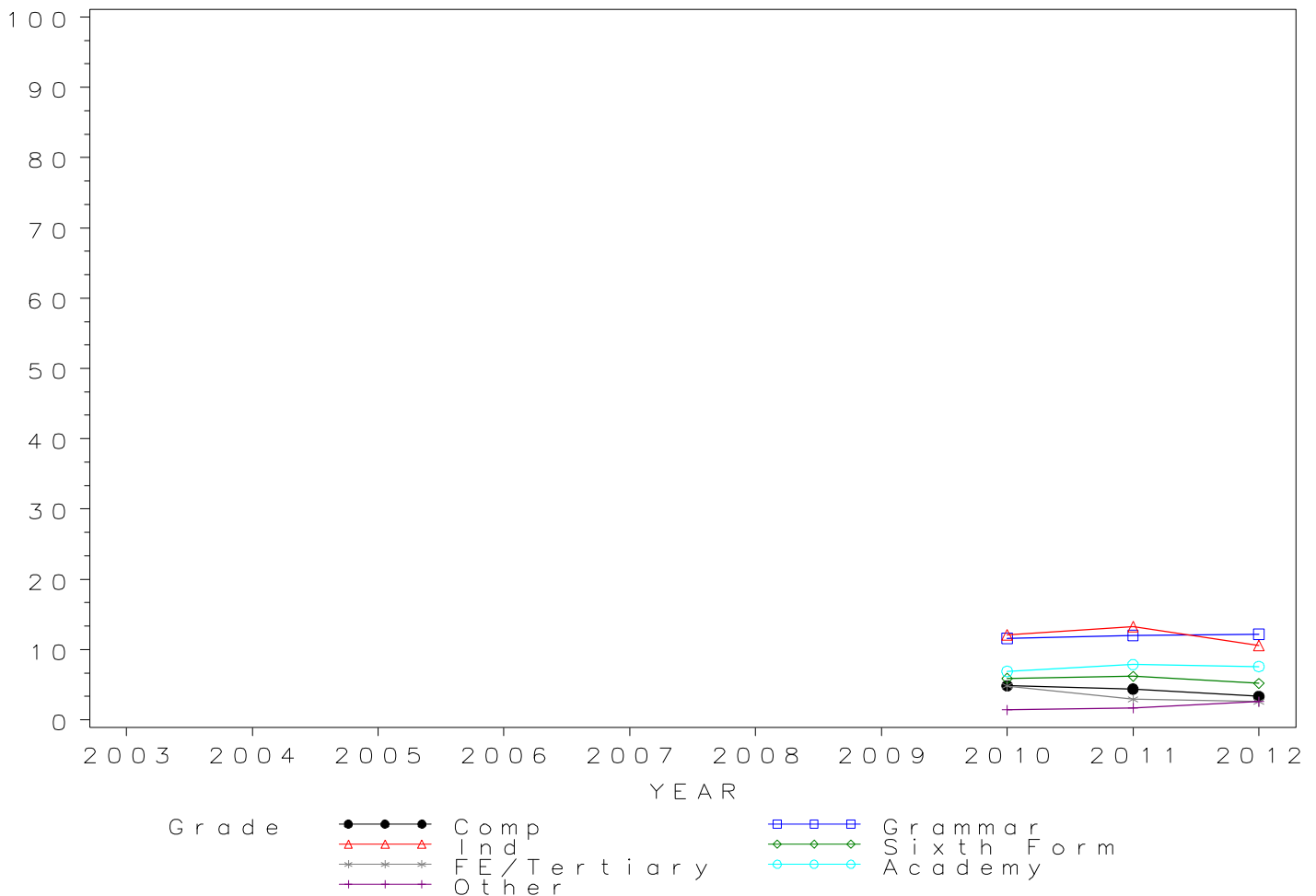
GCE A Level FRENCH Grade A by school type 2003- 2012
Cumulative Percentages*

School type	2003	2004	2005	2006	2007	2008	2009	2010	2011	2012
Comprehensive	4.9	4.4	3.3
Grammar	11.6	12.0	12.2
Independent	12.1	13.3	10.6
Sixth Form	5.9	6.2	5.2
FE/Tertiary	4.8	2.9	2.6
Academy	6.9	7.9	7.6
Other	1.4	1.7	2.6

Cumulative Numbers

School type	2003	2004	2005	2006	2007	2008	2009	2010	2011	2012
Comprehensive	239	152	97
Grammar	273	159	147
Independent	416	456	350
Sixth Form	114	118	90
FE/Tertiary	42	23	18
Academy	13	169	182
Other	3	4	9

Cumulative % at Grade A* by school type



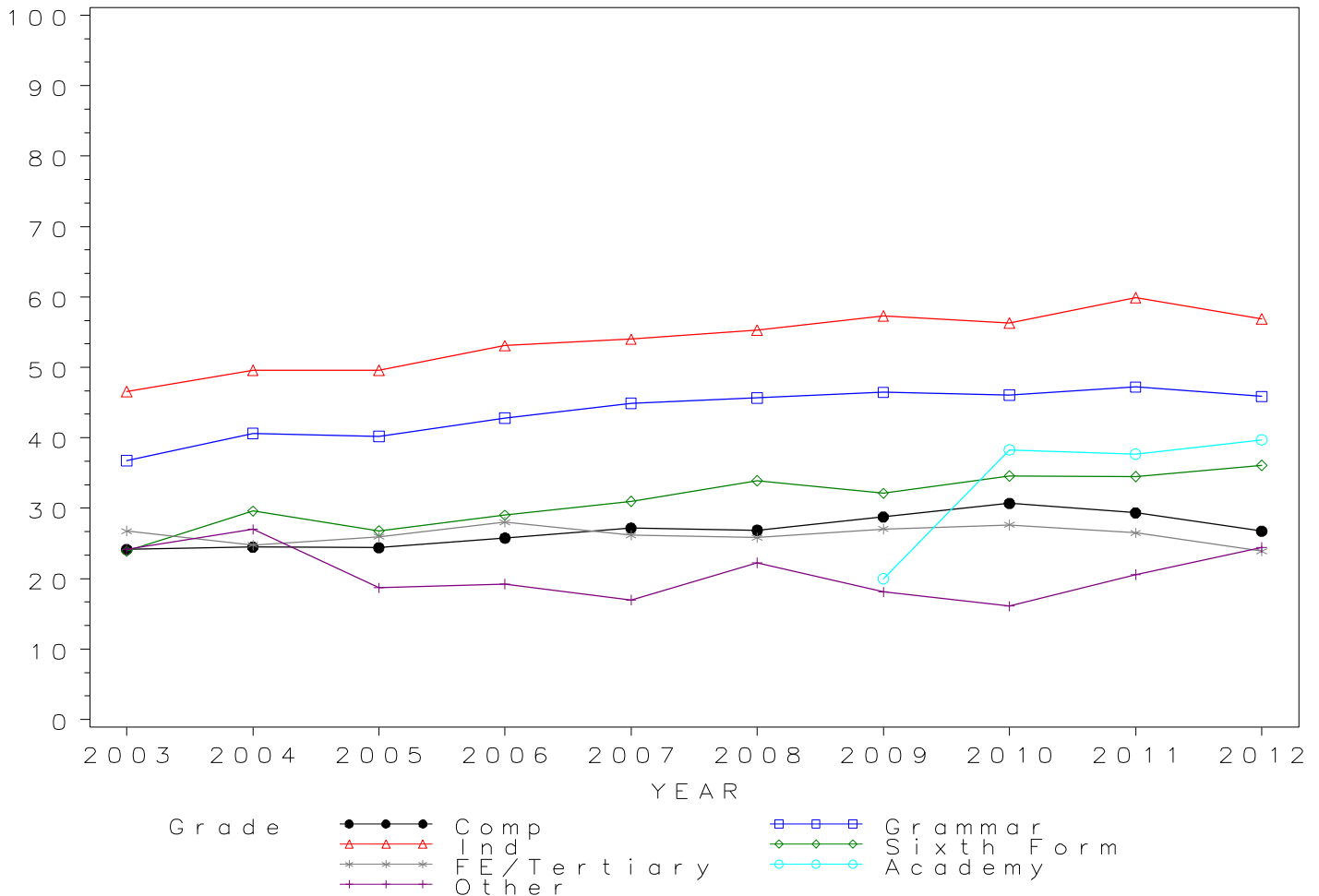
*GCE A Level FRENCH Grade A by school type 2003- 2012
Cumulative Percentages*

School type	2003	2004	2005	2006	2007	2008	2009	2010	2011	2012
Comprehensive	24.2	24.5	24.4	25.8	27.2	26.9	28.8	30.7	29.4	26.7
Grammar	36.8	40.6	40.2	42.8	44.9	45.7	46.5	46.1	47.2	45.9
Independent	46.6	49.6	49.6	53.1	54.0	55.3	57.3	56.3	59.9	56.9
Sixth Form	23.9	29.6	26.8	29.0	31.0	33.9	32.1	34.6	34.5	36.1
FE/Tertiary	26.8	24.8	26.0	28.0	26.2	25.8	27.1	27.6	26.5	23.9
Academy	20.0	38.3	37.7	39.7
Other	24.1	27.0	18.7	19.2	17.0	22.3	18.1	16.1	20.6	24.4

Cumulative Numbers

School type	2003	2004	2005	2006	2007	2008	2009	2010	2011	2012
Comprehensive	1273	1258	1196	1344	1394	1463	1485	1509	1016	777
Grammar	865	949	905	935	1045	1062	1032	1083	623	553
Independent	1970	2016	1912	1971	1989	2104	2181	1935	2054	1878
Sixth Form	424	532	467	552	607	690	623	667	657	623
FE/Tertiary	372	316	306	309	270	284	250	241	208	167
Academy	19	72	807	952
Other	77	68	60	51	36	65	55	34	49	85

Cumulative % at Grade A by school type



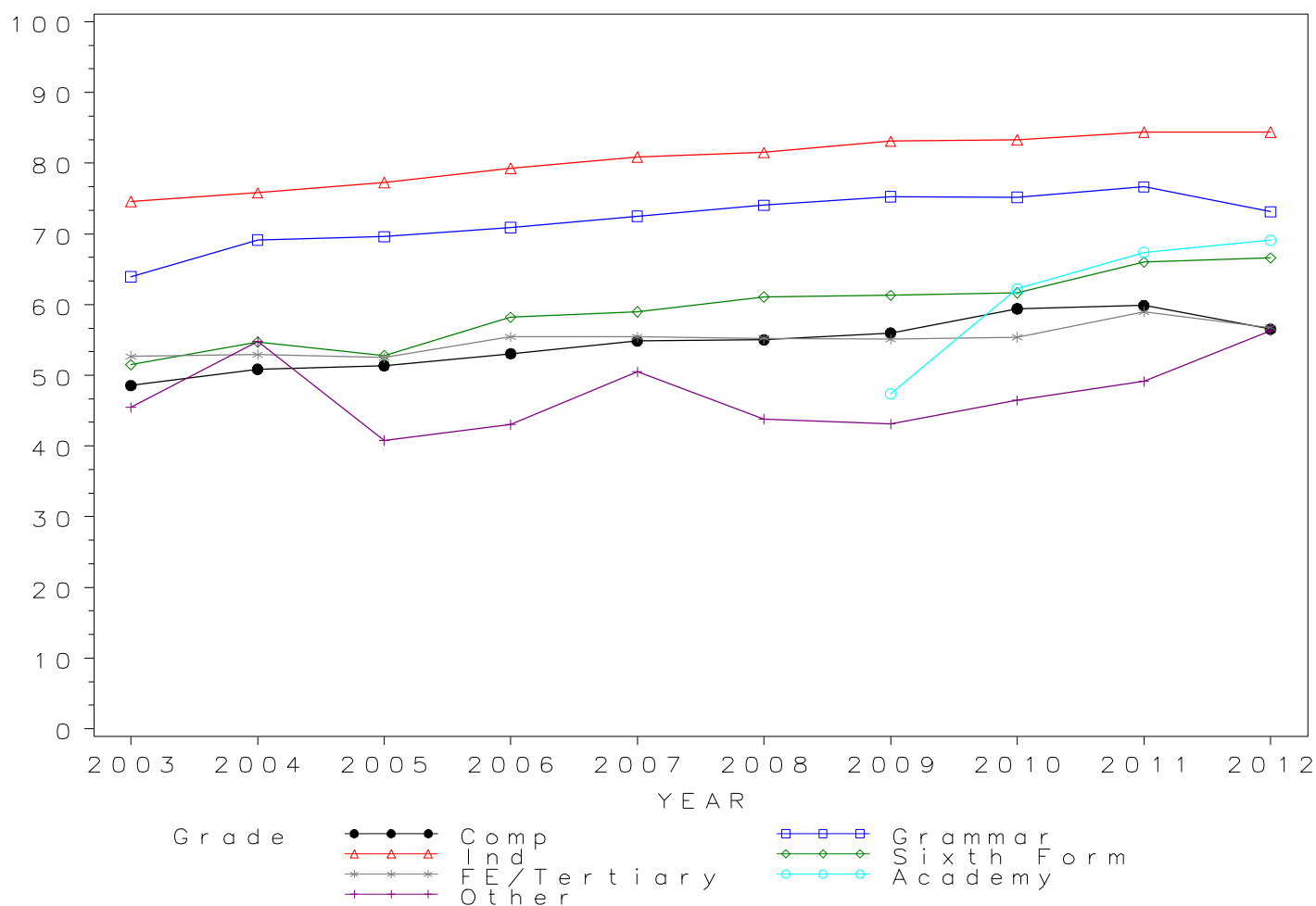
*GCE A Level FRENCH Grade B by school type 2003- 2012
Cumulative Percentages*

School type	2003	2004	2005	2006	2007	2008	2009	2010	2011	2012
Comprehensive	48.6	50.9	51.4	53.1	54.8	55.0	56.0	59.4	59.9	56.5
Grammar	64.0	69.2	69.6	70.9	72.5	74.1	75.3	75.2	76.7	73.1
Independent	74.6	75.8	77.3	79.3	80.9	81.5	83.1	83.3	84.4	84.4
Sixth Form	51.5	54.7	52.8	58.2	59.0	61.1	61.3	61.7	66.0	66.6
FE/Tertiary	52.7	52.9	52.5	55.4	55.4	55.2	55.1	55.4	59.0	56.7
Academy	47.4	62.2	67.4	69.1
Other	45.5	54.8	40.8	43.0	50.5	43.8	43.1	46.4	49.2	56.3

Cumulative Numbers

School type	2003	2004	2005	2006	2007	2008	2009	2010	2011	2012
Comprehensive	2560	2614	2518	2767	2812	2994	2889	2923	2072	1642
Grammar	1505	1615	1567	1549	1688	1722	1672	1768	1012	882
Independent	3153	3081	2979	2943	2980	3100	3163	2863	2894	2785
Sixth Form	915	984	919	1108	1155	1243	1190	1190	1257	1150
FE/Tertiary	732	675	619	611	572	607	509	483	463	396
Academy	45	117	1443	1656
Other	145	138	131	114	107	128	131	98	117	196

Cumulative % at Grade B by school type



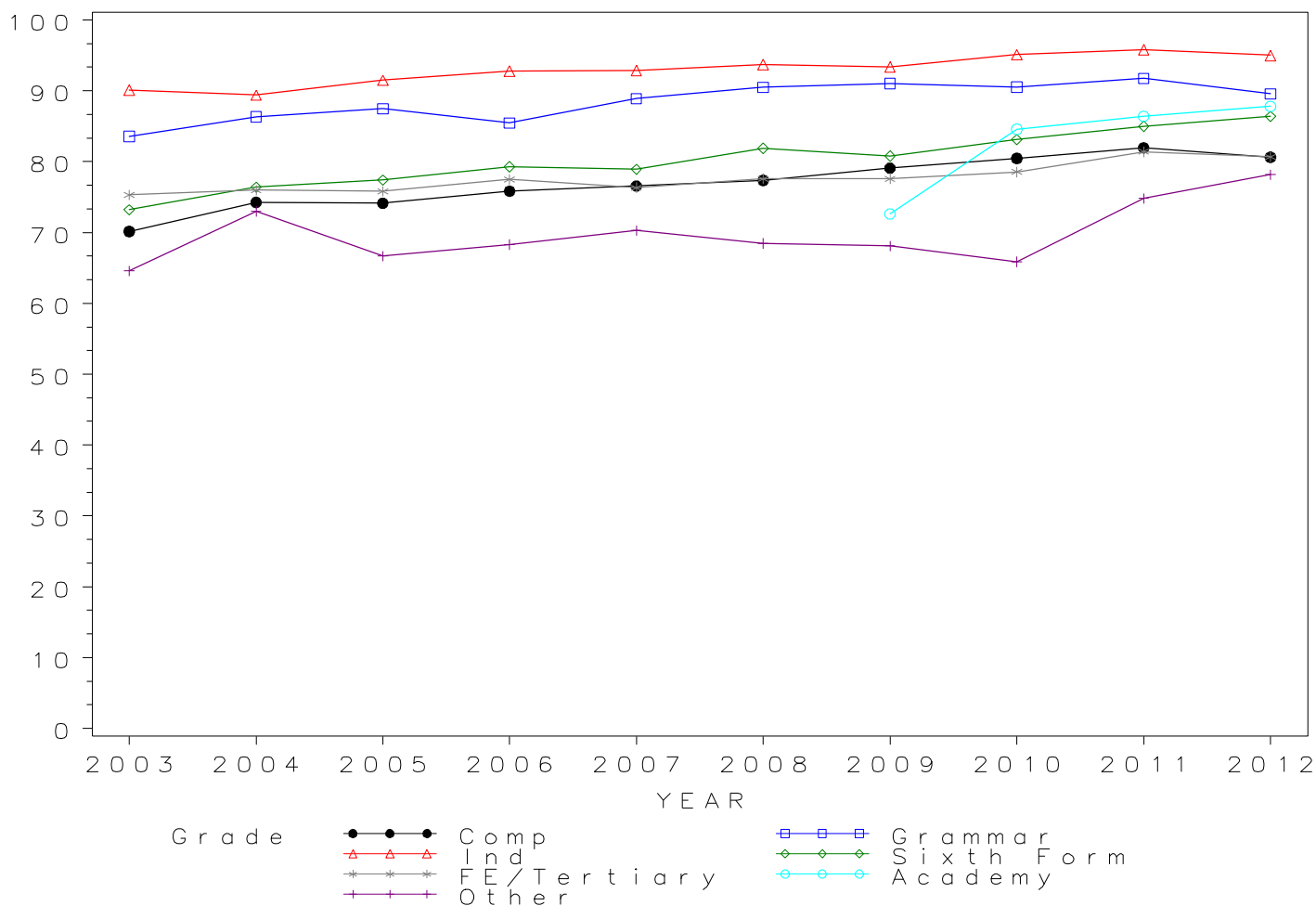
*GCE A Level FRENCH Grade C by school type 2003- 2012
Cumulative Percentages*

School type	2003	2004	2005	2006	2007	2008	2009	2010	2011	2012
Comprehensive	70.2	74.3	74.1	75.8	76.6	77.4	79.1	80.5	82.0	80.6
Grammar	83.6	86.3	87.5	85.4	88.9	90.5	91.0	90.5	91.7	89.6
Independent	90.1	89.4	91.5	92.8	92.9	93.7	93.4	95.1	95.8	95.0
Sixth Form	73.2	76.4	77.4	79.3	78.9	81.9	80.8	83.1	85.0	86.4
FE/Tertiary	75.3	76.0	75.8	77.5	76.4	77.6	77.6	78.6	81.4	80.7
Academy	72.6	84.6	86.4	87.8
Other	64.6	73.0	66.7	68.3	70.3	68.5	68.1	65.9	74.8	78.2

Cumulative Numbers

School type	2003	2004	2005	2006	2007	2008	2009	2010	2011	2012
Comprehensive	3698	3817	3634	3955	3926	4212	4081	3959	2836	2343
Grammar	1966	2016	1969	1867	2070	2104	2022	2128	1211	1080
Independent	3809	3633	3526	3444	3422	3564	3555	3269	3285	3135
Sixth Form	1300	1374	1348	1509	1544	1666	1568	1602	1619	1492
FE/Tertiary	1046	969	894	854	788	853	717	685	639	563
Academy	69	159	1850	2105
Other	206	184	214	181	149	200	207	139	178	272

Cumulative % at Grade C by school type

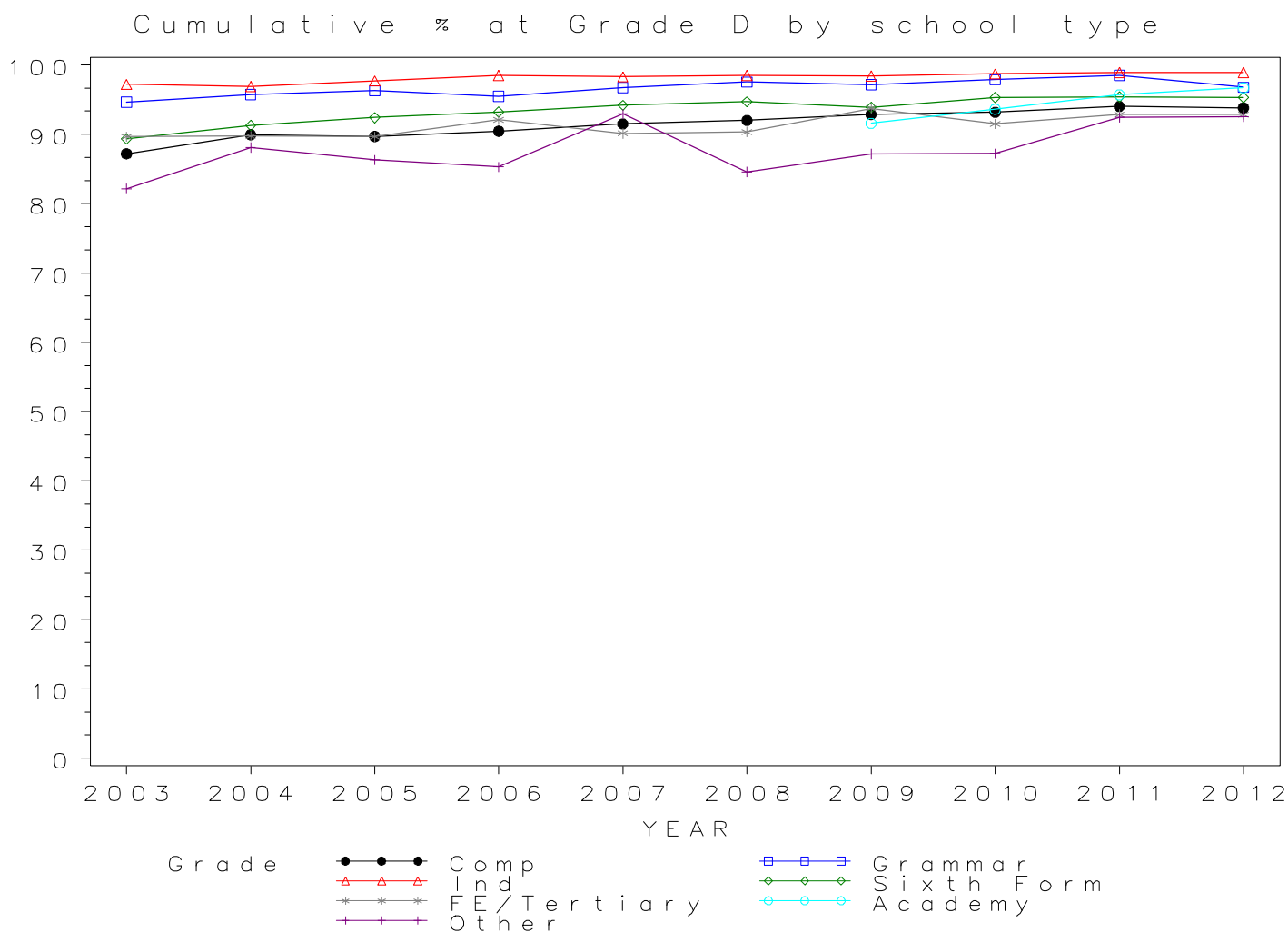


*GCE A Level FRENCH Grade D by school type 2003- 2012
Cumulative Percentages*

School type	2003	2004	2005	2006	2007	2008	2009	2010	2011	2012
Comprehensive	87.2	89.9	89.7	90.5	91.5	92.0	92.9	93.2	94.0	93.8
Grammar	94.6	95.7	96.3	95.5	96.7	97.5	97.2	97.9	98.5	96.8
Independent	97.2	96.9	97.7	98.5	98.3	98.5	98.4	98.7	98.9	98.9
Sixth Form	89.3	91.3	92.4	93.2	94.2	94.7	93.9	95.3	95.4	95.3
FE/Tertiary	89.6	89.7	89.7	92.1	90.1	90.4	93.7	91.5	92.9	92.8
Academy	91.6	93.6	95.7	96.7
Other	82.1	88.1	86.3	85.3	92.9	84.6	87.2	87.2	92.4	92.5

Cumulative Numbers

School type	2003	2004	2005	2006	2007	2008	2009	2010	2011	2012
Comprehensive	4596	4623	4397	4717	4691	5008	4793	4585	3253	2726
Grammar	2227	2235	2167	2086	2252	2268	2158	2301	1300	1167
Independent	4109	3938	3765	3655	3621	3747	3745	3392	3391	3264
Sixth Form	1586	1642	1609	1774	1843	1926	1823	1837	1817	1646
FE/Tertiary	1245	1144	1057	1015	930	993	866	798	729	648
Academy	87	176	2049	2318
Other	262	222	277	226	197	247	265	184	220	322

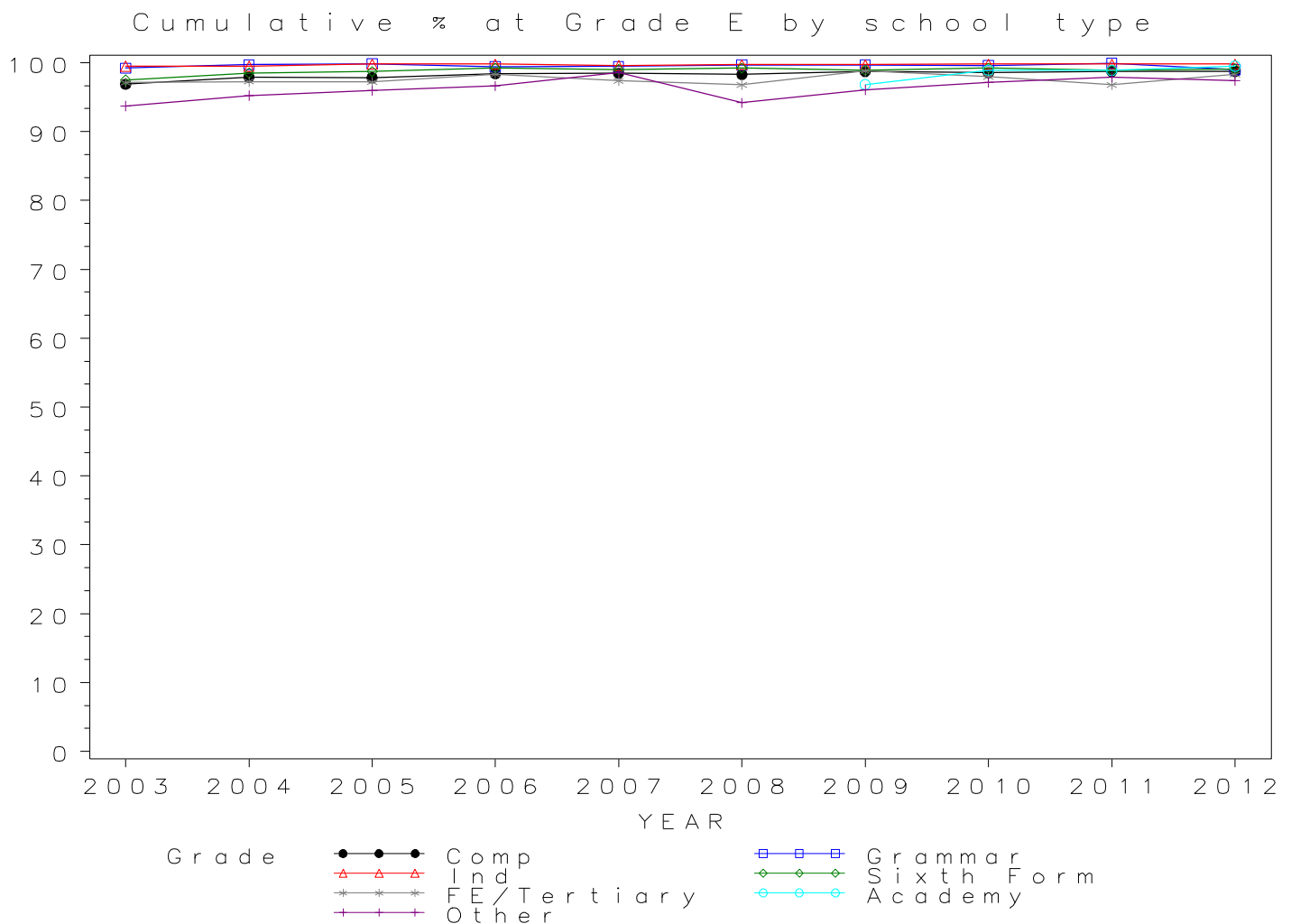


*GCE A Level FRENCH Grade E by school type 2003- 2012
Cumulative Percentages*

School type	2003	2004	2005	2006	2007	2008	2009	2010	2011	2012
Comprehensive	96.9	97.9	97.8	98.4	98.5	98.3	98.7	98.6	98.8	98.8
Grammar	99.2	99.7	99.8	99.4	99.5	99.7	99.7	99.6	99.9	99.0
Independent	99.5	99.5	99.8	99.8	99.6	99.7	99.7	99.8	99.8	99.8
Sixth Form	97.5	98.5	98.7	99.2	99.0	99.2	98.9	99.2	98.9	99.1
FE/Tertiary	97.1	97.3	97.2	98.3	97.4	96.8	98.8	97.9	96.8	98.3
Academy	96.8	98.9	98.9	99.5
Other	93.7	95.2	96.0	96.6	98.6	94.2	96.1	97.2	97.9	97.4

Cumulative Numbers

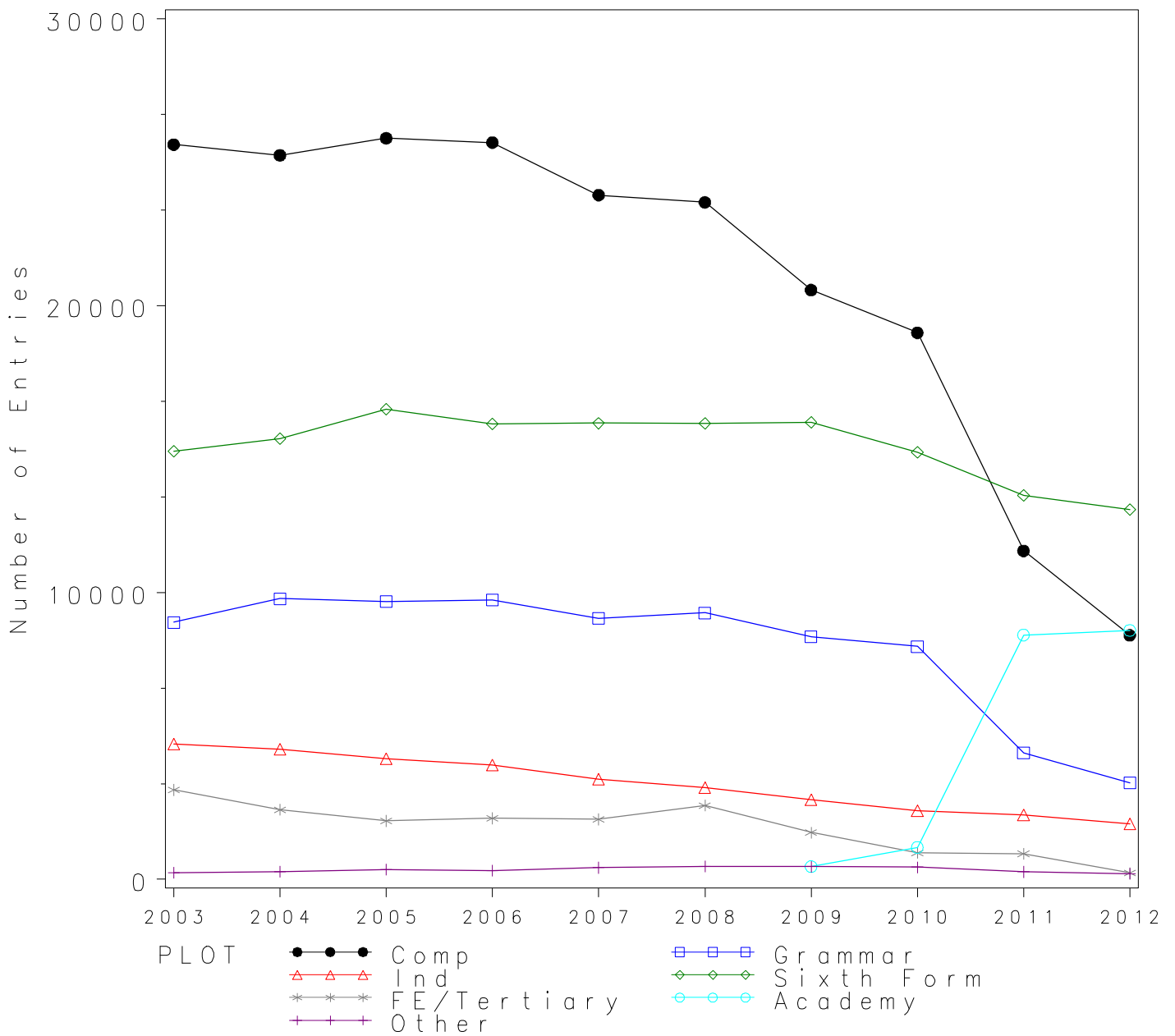
School type	2003	2004	2005	2006	2007	2008	2009	2010	2011	2012
Comprehensive	5107	5033	4796	5133	5049	5351	5094	4849	3417	2870
Grammar	2335	2328	2247	2172	2316	2317	2214	2341	1319	1194
Independent	4206	4044	3846	3704	3669	3793	3795	3430	3422	3293
Sixth Form	1732	1771	1718	1888	1937	2018	1920	1913	1884	1711
FE/Tertiary	1349	1240	1146	1083	1005	1064	913	854	760	686
Academy	92	186	2117	2385
Other	299	240	308	256	209	275	292	205	233	339



Numbers of GCE A Level entries in GENERAL STUDIES by school type 2003- 2012

School type	2003	2004	2005	2006	2007	2008	2009	2010	2011	2012
Comprehensive	25613	25240	25834	25684	23852	23601	20543	19053	11451	8510
Grammar	8960	9785	9680	9742	9101	9291	8458	8116	4404	3367
Independent	4718	4531	4207	3984	3487	3205	2772	2399	2247	1932
Sixth Form	14930	15366	16396	15871	15904	15893	15927	14888	13387	12886
FE/Tertiary	3118	2425	2039	2130	2094	2571	1631	923	891	222
Academy	450	1114	8518	8678
Other	235	267	338	303	406	455	440	423	260	201

GCE A Level GENERAL STUDIES Entries by school type 2003–2012



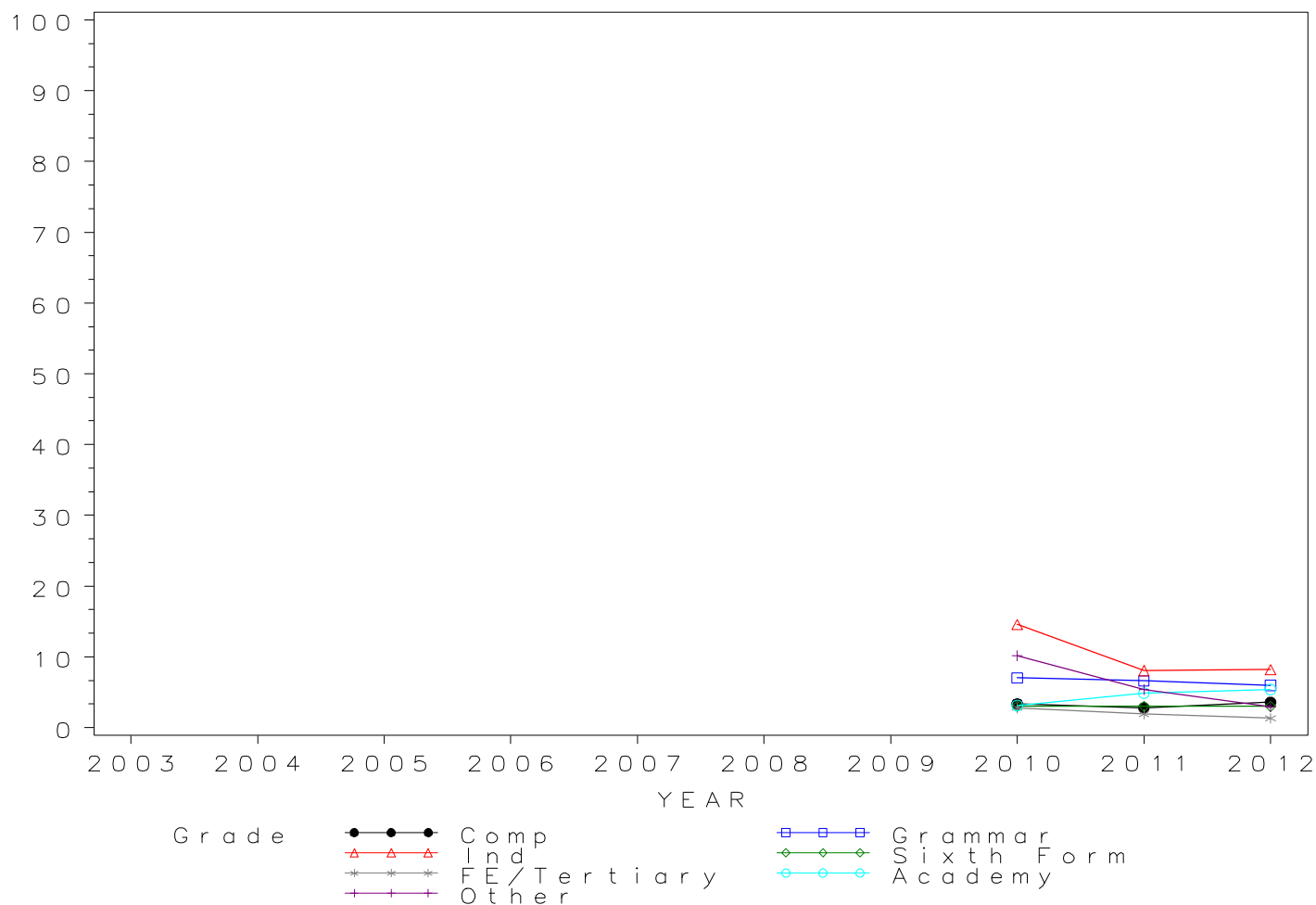
GCE A Level GENERAL STUDIES Grade A by school type 2003- 2012
Cumulative Percentages*

School type	2003	2004	2005	2006	2007	2008	2009	2010	2011	2012
Comprehensive	3.4	2.8	3.6
Grammar	7.0	6.6	6.0
Independent	14.6	8.1	8.2
Sixth Form	3.0	3.0	3.0
FE/Tertiary	2.8	1.9	1.4
Academy	3.1	4.9	5.4
Other	10.2	5.4	3.0

Cumulative Numbers

School type	2003	2004	2005	2006	2007	2008	2009	2010	2011	2012
Comprehensive	643	323	306
Grammar	570	291	201
Independent	350	182	158
Sixth Form	447	402	387
FE/Tertiary	26	17	3
Academy	35	417	469
Other	43	14	6

Cumulative % at Grade A* by school type



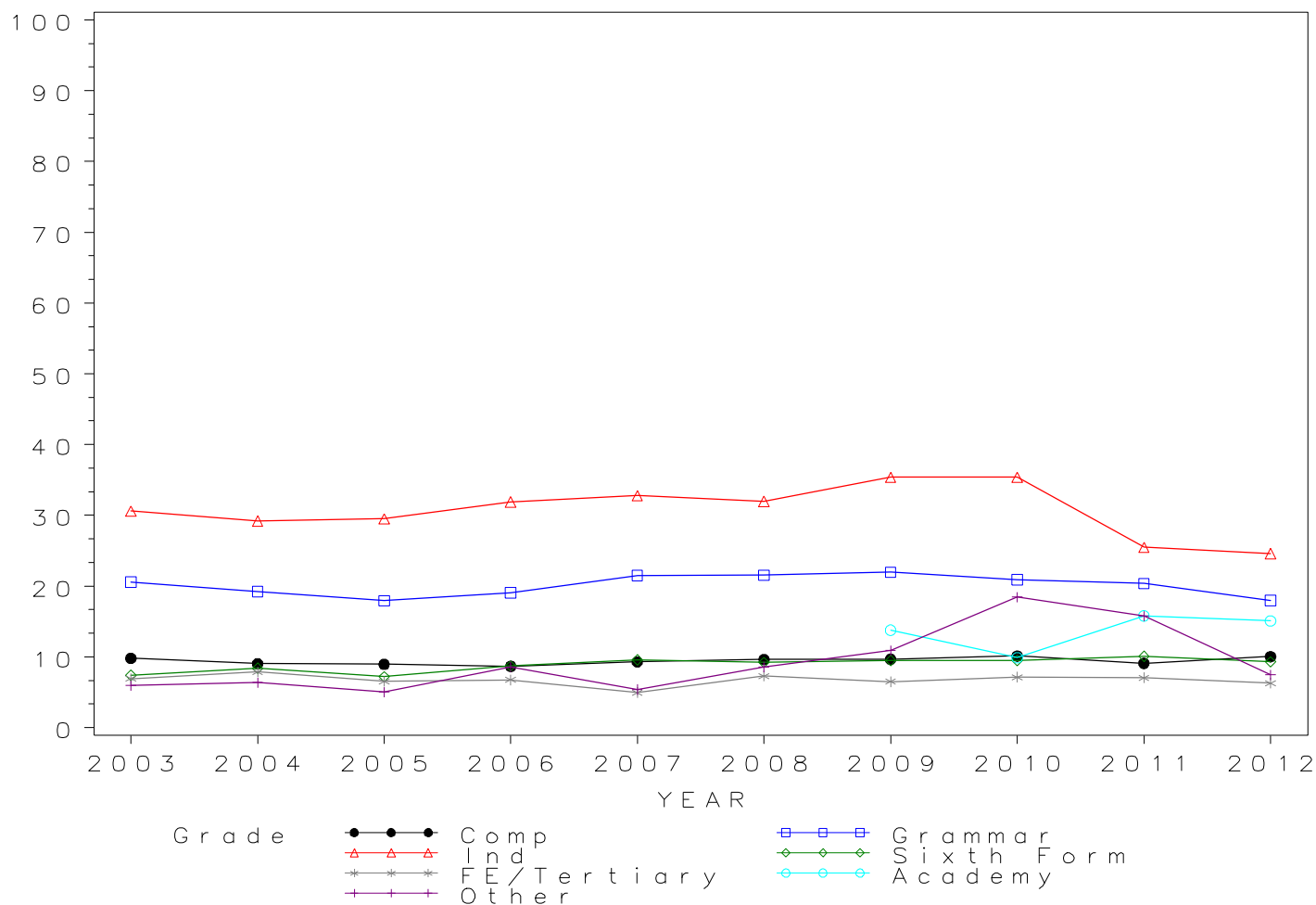
*GCE A Level GENERAL STUDIES Grade A by school type 2003- 2012
Cumulative Percentages*

School type	2003	2004	2005	2006	2007	2008	2009	2010	2011	2012
Comprehensive	9.8	9.0	8.9	8.7	9.3	9.6	9.7	10.1	9.1	10.0
Grammar	20.6	19.2	17.9	19.1	21.5	21.5	22.0	20.9	20.4	18.0
Independent	30.6	29.2	29.5	31.9	32.8	32.0	35.4	35.4	25.5	24.6
Sixth Form	7.4	8.4	7.2	8.7	9.6	9.2	9.5	9.5	10.1	9.3
FE/Tertiary	6.9	7.9	6.5	6.8	5.0	7.3	6.5	7.2	7.1	6.3
Academy	13.8	9.9	15.8	15.1
Other	6.0	6.4	5.0	8.6	5.4	8.6	10.9	18.4	15.8	7.5

Cumulative Numbers

School type	2003	2004	2005	2006	2007	2008	2009	2010	2011	2012
Comprehensive	2507	2281	2311	2226	2217	2277	1987	1928	1042	854
Grammar	1844	1883	1735	1858	1956	2000	1859	1697	898	606
Independent	1444	1323	1241	1271	1144	1026	981	849	573	475
Sixth Form	1105	1291	1181	1381	1527	1462	1513	1414	1352	1198
FE/Tertiary	216	191	133	144	104	188	106	66	63	14
Academy	62	110	1346	1310
Other	14	17	17	26	22	39	48	78	41	15

Cumulative % at Grade A by school type



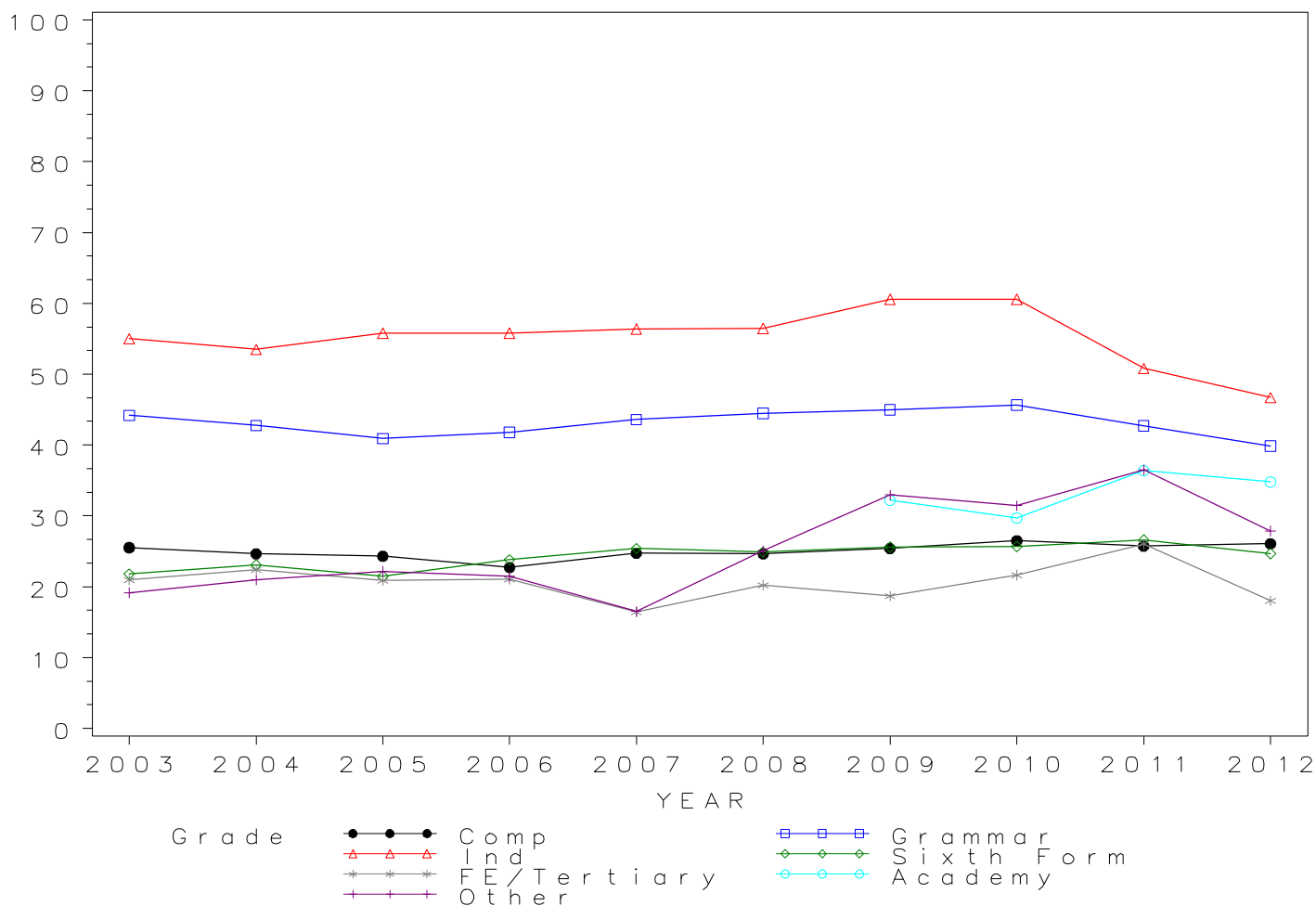
*GCE A Level GENERAL STUDIES Grade B by school type 2003- 2012
Cumulative Percentages*

School type	2003	2004	2005	2006	2007	2008	2009	2010	2011	2012
Comprehensive	25.5	24.7	24.3	22.7	24.7	24.7	25.4	26.5	25.8	26.1
Grammar	44.2	42.8	40.9	41.8	43.6	44.5	45.0	45.7	42.7	39.9
Independent	55.0	53.5	55.8	55.8	56.4	56.5	60.6	60.6	50.8	46.7
Sixth Form	21.8	23.1	21.5	23.8	25.4	24.9	25.6	25.7	26.6	24.7
FE/Tertiary	21.0	22.4	20.9	21.1	16.4	20.2	18.7	21.7	26.0	18.0
Academy	32.2	29.7	36.4	34.8
Other	19.1	21.0	22.2	21.5	16.5	25.1	33.0	31.4	36.5	27.9

Cumulative Numbers

School type	2003	2004	2005	2006	2007	2008	2009	2010	2011	2012
Comprehensive	6539	6226	6277	5833	5895	5821	5219	5047	2949	2220
Grammar	3959	4186	3961	4073	3970	4133	3805	3707	1881	1342
Independent	2595	2424	2348	2223	1967	1811	1680	1454	1141	902
Sixth Form	3255	3550	3525	3777	4040	3957	4077	3826	3561	3183
FE/Tertiary	654	543	426	449	344	520	305	200	232	40
Academy	145	331	3101	3020
Other	45	56	75	65	67	114	145	133	95	56

Cumulative % at Grade B by school type



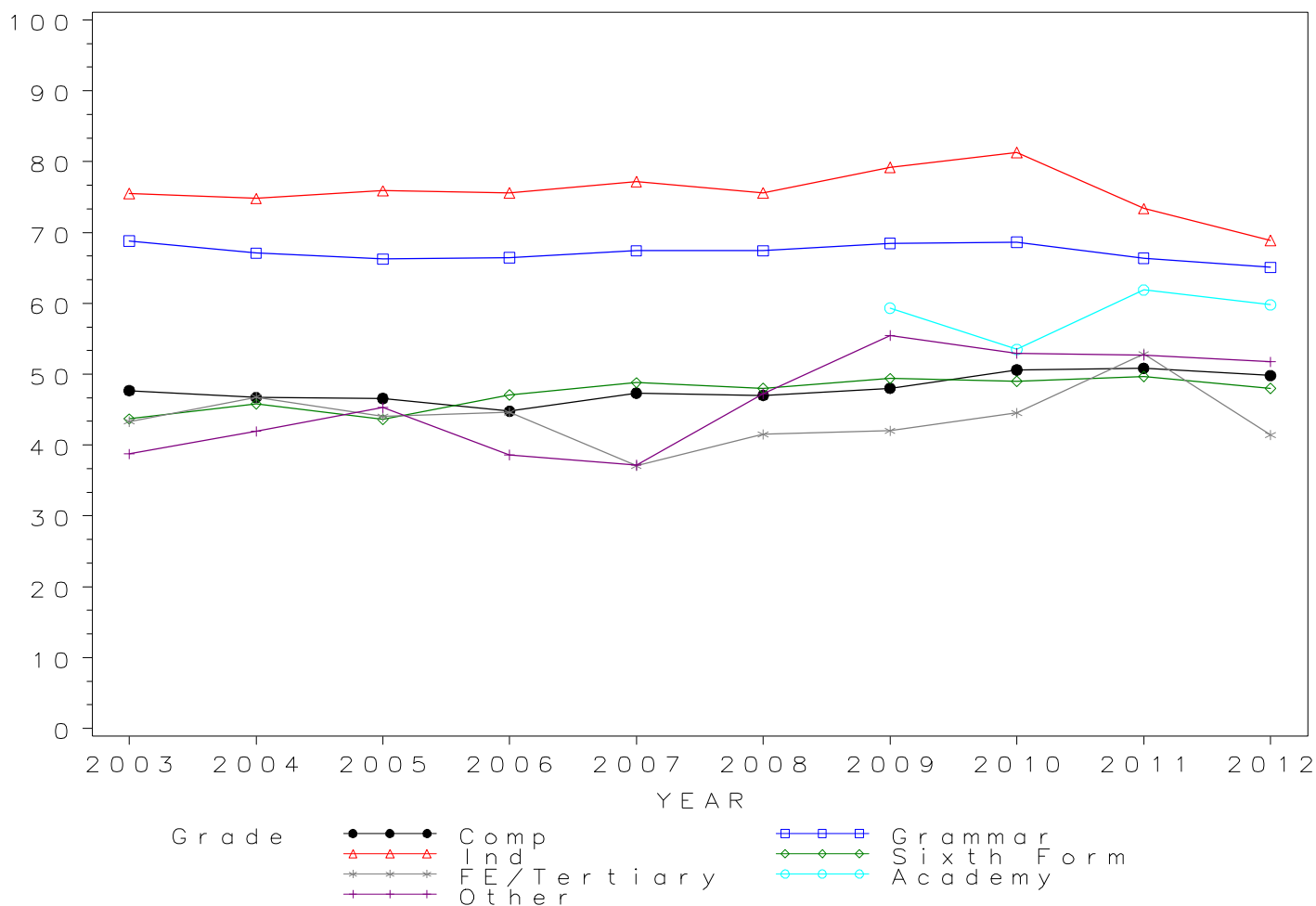
*GCE A Level GENERAL STUDIES Grade C by school type 2003- 2012
Cumulative Percentages*

School type	2003	2004	2005	2006	2007	2008	2009	2010	2011	2012
Comprehensive	47.7	46.7	46.6	44.8	47.3	47.0	48.0	50.6	50.8	49.8
Grammar	68.8	67.1	66.3	66.5	67.4	67.4	68.5	68.7	66.4	65.1
Independent	75.5	74.8	75.9	75.6	77.2	75.6	79.2	81.3	73.4	68.9
Sixth Form	43.7	45.8	43.6	47.1	48.8	48.0	49.4	49.0	49.7	48.0
FE/Tertiary	43.3	46.8	44.0	44.6	37.1	41.5	42.0	44.5	52.9	41.4
Academy	59.3	53.5	61.9	59.8
Other	38.7	41.9	45.3	38.6	37.2	47.3	55.5	53.0	52.7	51.7

Cumulative Numbers

School type	2003	2004	2005	2006	2007	2008	2009	2010	2011	2012
Comprehensive	12215	11786	12032	11505	11290	11097	9866	9643	5822	4240
Grammar	6164	6563	6414	6476	6136	6264	5790	5572	2923	2191
Independent	3562	3389	3193	3012	2692	2423	2195	1950	1649	1331
Sixth Form	6524	7038	7149	7475	7761	7629	7868	7295	6653	6185
FE/Tertiary	1351	1134	898	950	776	1067	685	411	471	92
Academy	267	596	5273	5189
Other	91	112	153	117	151	215	244	224	137	104

Cumulative % at Grade C by school type



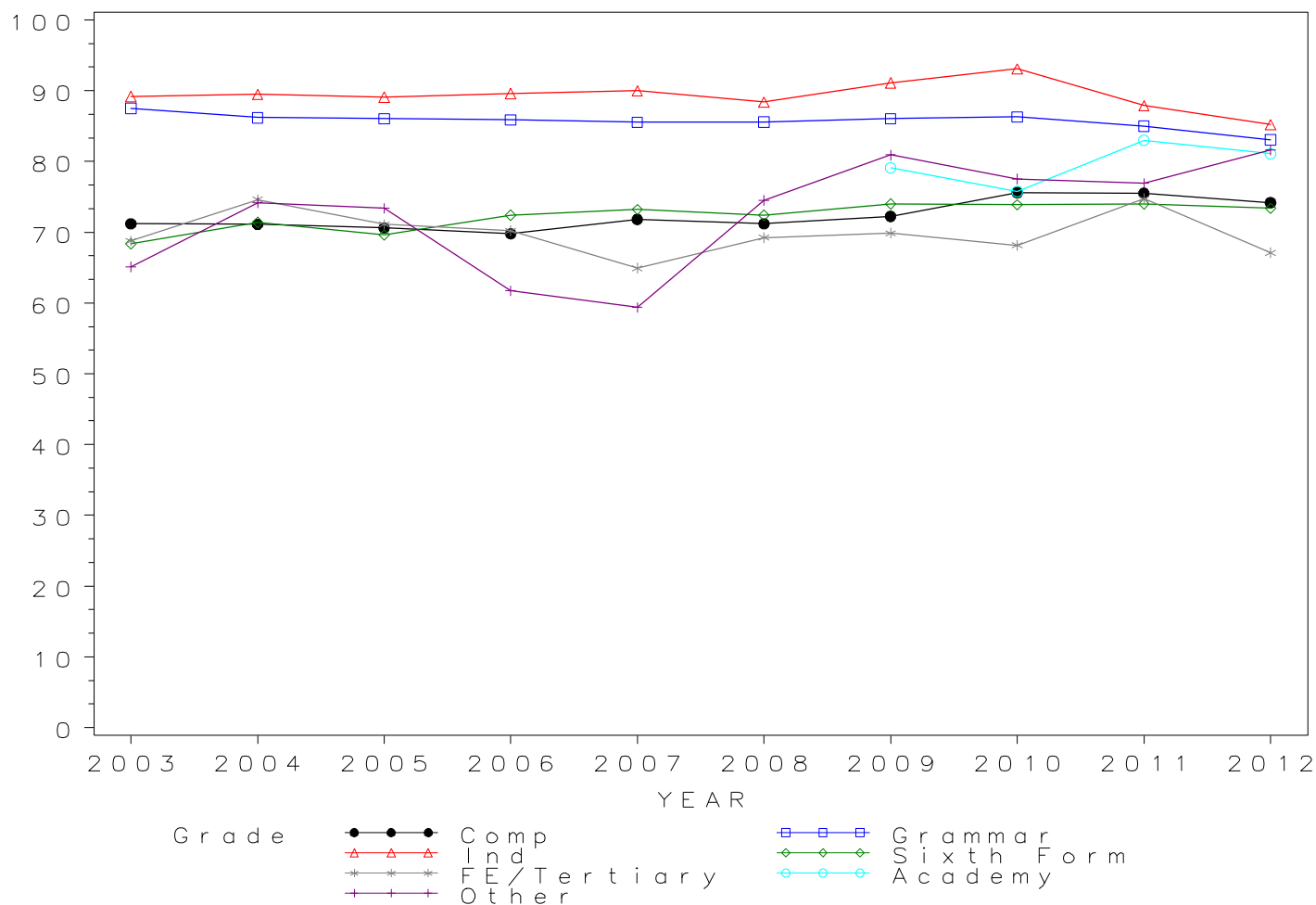
*GCE A Level GENERAL STUDIES Grade D by school type 2003- 2012
Cumulative Percentages*

School type	2003	2004	2005	2006	2007	2008	2009	2010	2011	2012
Comprehensive	71.2	71.1	70.6	69.8	71.8	71.2	72.3	75.6	75.5	74.2
Grammar	87.5	86.2	86.0	85.9	85.5	85.6	86.0	86.3	85.0	83.1
Independent	89.2	89.5	89.1	89.6	90.0	88.4	91.1	93.1	87.9	85.2
Sixth Form	68.4	71.4	69.6	72.4	73.2	72.4	74.0	73.9	74.0	73.4
FE/Tertiary	68.8	74.6	71.1	70.2	64.9	69.2	69.9	68.1	74.7	67.1
Academy	79.1	75.8	83.0	81.1
Other	65.1	74.2	73.4	61.7	59.4	74.5	80.9	77.5	76.9	81.6

Cumulative Numbers

School type	2003	2004	2005	2006	2007	2008	2009	2010	2011	2012
Comprehensive	18239	17945	18239	17928	17132	16801	14843	14405	8647	6313
Grammar	7840	8434	8328	8367	7784	7951	7278	7005	3744	2797
Independent	4208	4055	3748	3570	3138	2833	2525	2233	1975	1646
Sixth Form	10212	10971	11412	11491	11642	11507	11786	11002	9906	9458
FE/Tertiary	2144	1809	1450	1496	1360	1780	1140	629	666	149
Academy	356	844	7070	7038
Other	153	198	248	187	241	339	356	328	200	164

Cumulative % at Grade D by school type



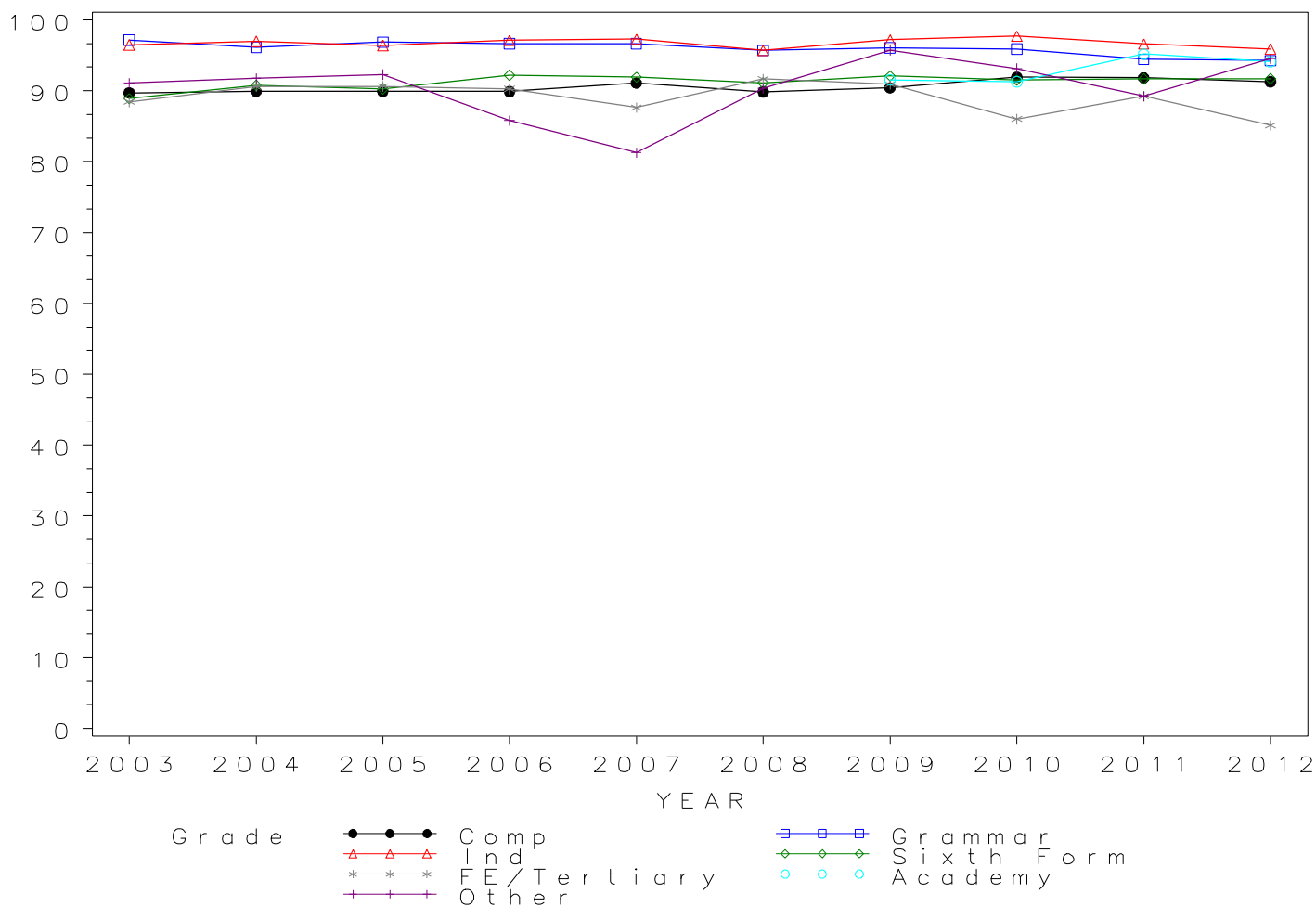
*GCE A Level GENERAL STUDIES Grade E by school type 2003- 2012
Cumulative Percentages*

School type	2003	2004	2005	2006	2007	2008	2009	2010	2011	2012
Comprehensive	89.7	89.9	89.9	89.9	91.1	89.9	90.4	91.9	91.8	91.3
Grammar	97.2	96.1	96.8	96.6	96.6	95.7	96.1	95.9	94.4	94.3
Independent	96.5	97.0	96.4	97.1	97.3	95.7	97.2	97.7	96.6	95.9
Sixth Form	88.9	90.8	90.3	92.2	91.9	91.1	92.1	91.5	91.7	91.7
FE/Tertiary	88.5	90.6	90.6	90.3	87.6	91.7	90.9	86.0	89.2	85.1
Academy	91.6	91.3	95.2	94.1
Other	91.1	91.8	92.3	85.8	81.3	90.3	95.7	93.1	89.2	94.5

Cumulative Numbers

School type	2003	2004	2005	2006	2007	2008	2009	2010	2011	2012
Comprehensive	22977	22688	23233	23086	21729	21210	18577	17514	10516	7769
Grammar	8705	9408	9375	9415	8796	8890	8125	7782	4158	3174
Independent	4553	4395	4056	3868	3393	3067	2694	2344	2171	1853
Sixth Form	13273	13952	14806	14633	14616	14479	14669	13623	12276	11816
FE/Tertiary	2758	2197	1848	1923	1835	2357	1483	794	795	189
Academy	412	1017	8109	8166
Other	214	245	312	260	330	411	421	394	232	190

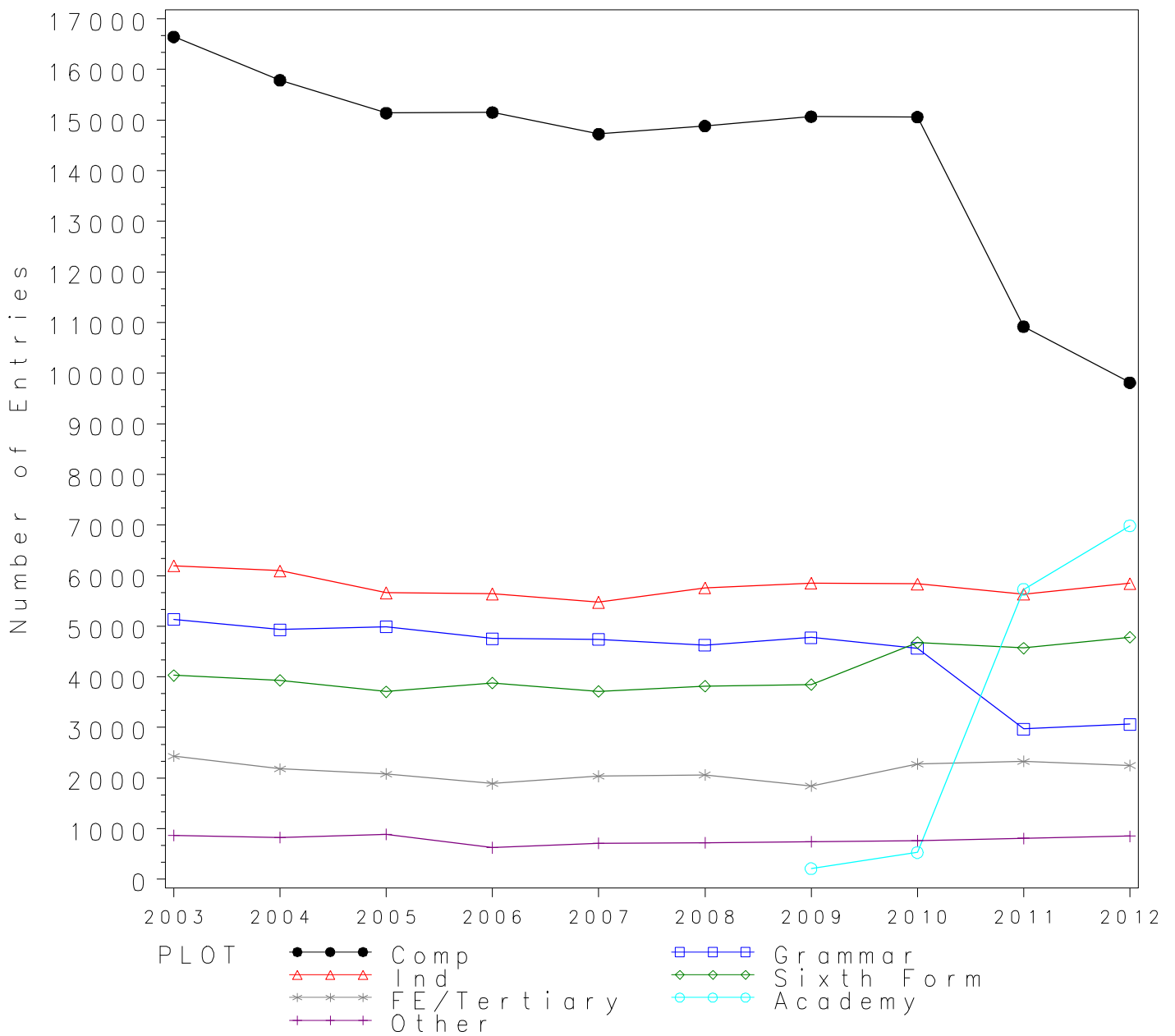
Cumulative % at Grade E by school type



Numbers of GCE A Level entries in GEOGRAPHY by school type 2003- 2012

School type	2003	2004	2005	2006	2007	2008	2009	2010	2011	2012
Comprehensive	16642	15786	15137	15149	14721	14882	15065	15059	10918	9811
Grammar	5138	4931	4988	4756	4738	4627	4776	4562	2969	3063
Independent	6193	6095	5660	5640	5473	5760	5851	5835	5631	5845
Sixth Form	4029	3932	3707	3880	3713	3814	3845	4681	4569	4785
FE/Tertiary	2435	2180	2082	1890	2037	2062	1844	2277	2331	2250
Academy	213	530	5730	6984
Other	871	827	888	625	712	720	746	768	810	852

GCE A Level GEOGRAPHY Entries by school type 2003–2012



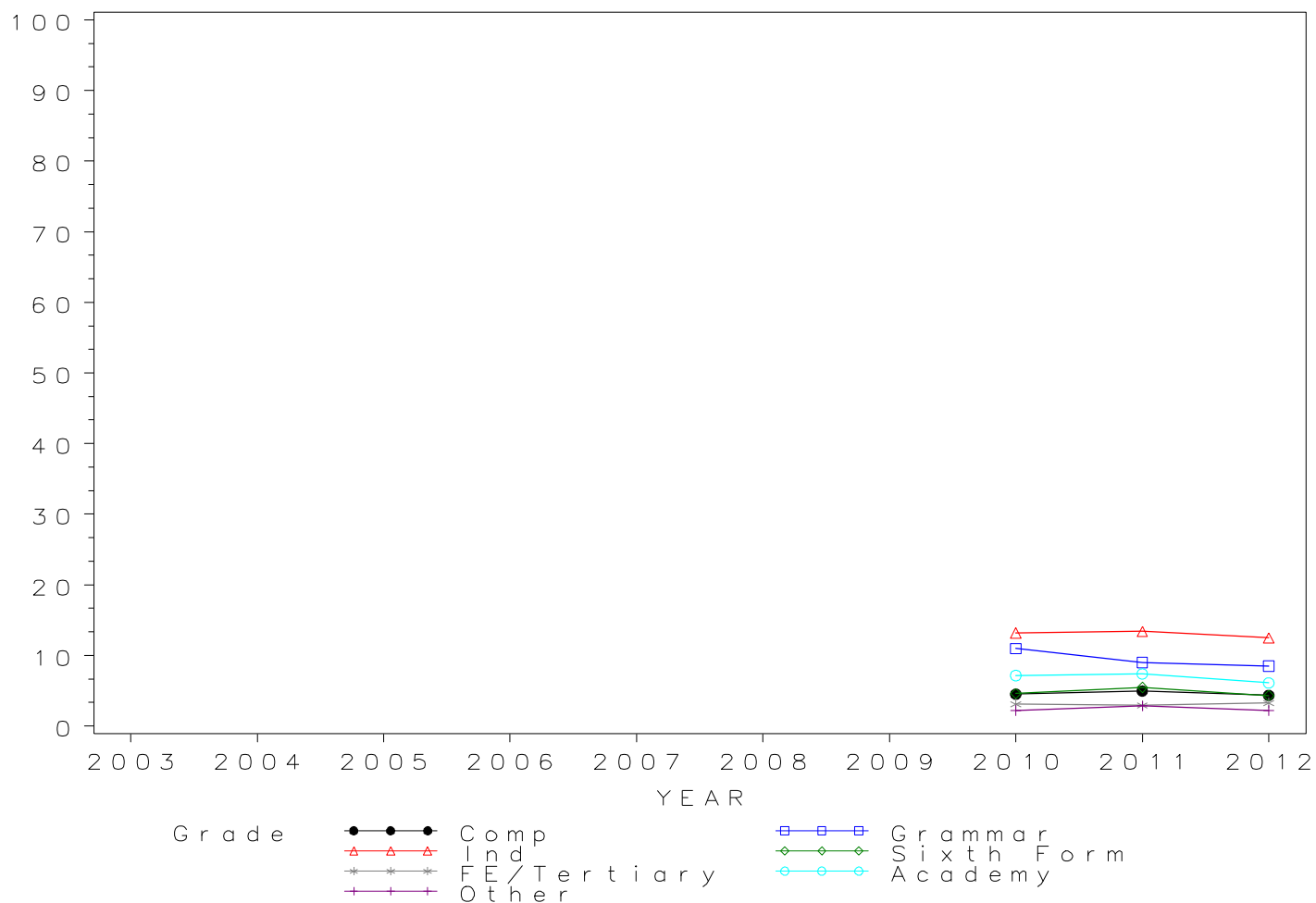
GCE A Level GEOGRAPHY Grade A by school type 2003- 2012
Cumulative Percentages*

School type	2003	2004	2005	2006	2007	2008	2009	2010	2011	2012
Comprehensive	4.5	5.0	4.3
Grammar	11.0	9.0	8.5
Independent	13.2	13.4	12.5
Sixth Form	4.6	5.5	4.3
FE/Tertiary	3.1	2.9	3.3
Academy	7.2	7.4	6.1
Other	2.2	2.8	2.2

Cumulative Numbers

School type	2003	2004	2005	2006	2007	2008	2009	2010	2011	2012
Comprehensive	680	542	426
Grammar	500	268	260
Independent	770	755	731
Sixth Form	215	251	206
FE/Tertiary	71	68	74
Academy	38	424	426
Other	17	23	19

Cumulative % at Grade A* by school type



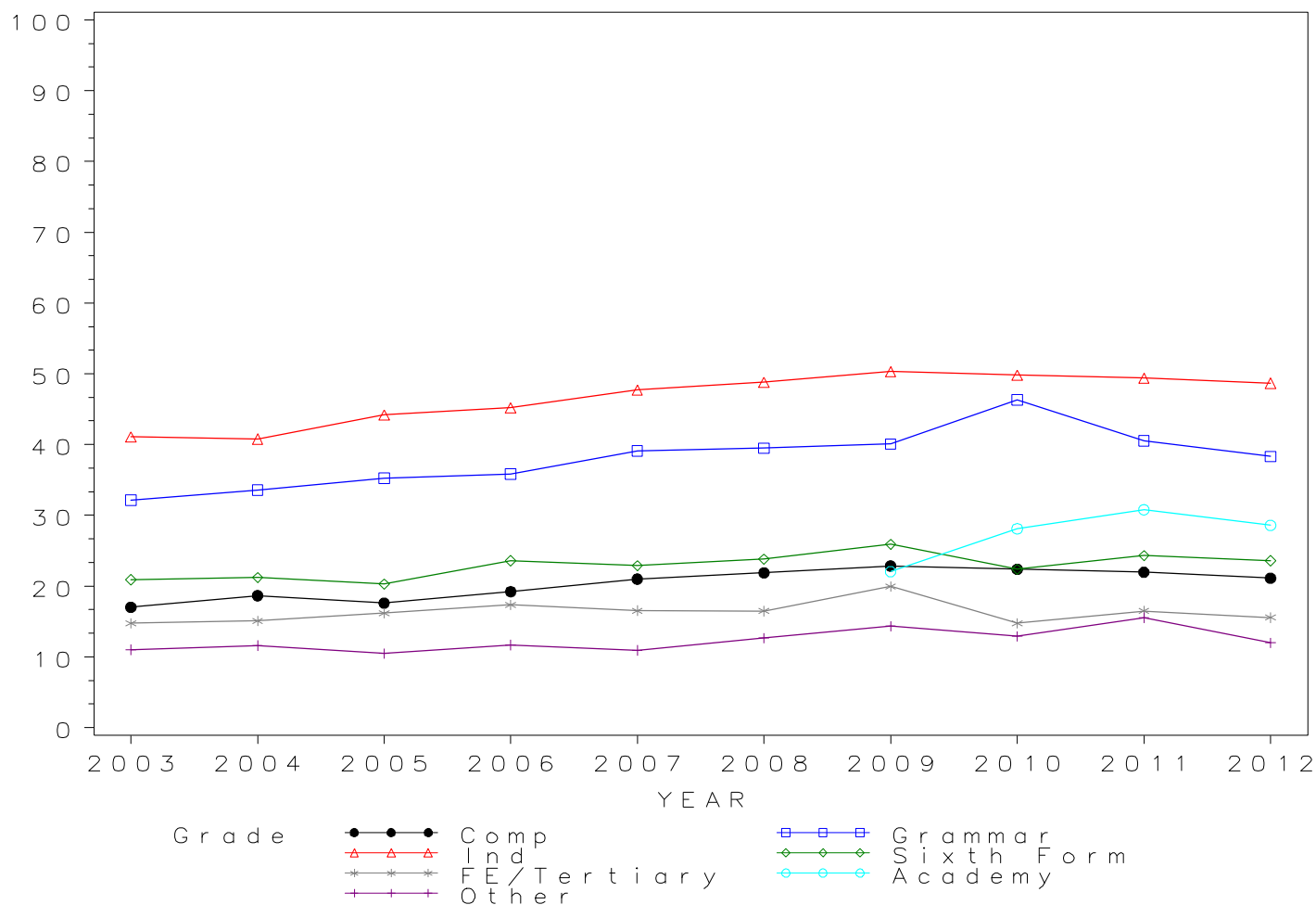
*GCE A Level GEOGRAPHY Grade A by school type 2003- 2012
Cumulative Percentages*

School type	2003	2004	2005	2006	2007	2008	2009	2010	2011	2012
Comprehensive	17.0	18.7	17.6	19.2	21.0	21.9	22.9	22.4	22.0	21.1
Grammar	32.2	33.6	35.2	35.8	39.1	39.5	40.1	46.3	40.6	38.3
Independent	41.1	40.8	44.2	45.2	47.7	48.8	50.3	49.8	49.4	48.7
Sixth Form	20.9	21.2	20.3	23.6	22.9	23.8	25.9	22.4	24.3	23.6
FE/Tertiary	14.7	15.1	16.2	17.4	16.5	16.5	20.0	14.8	16.5	15.6
Academy	22.1	28.1	30.8	28.6
Other	11.0	11.6	10.5	11.7	11.0	12.6	14.3	12.9	15.6	12.0

Cumulative Numbers

School type	2003	2004	2005	2006	2007	2008	2009	2010	2011	2012
Comprehensive	2833	2946	2667	2913	3091	3258	3443	3370	2400	2071
Grammar	1653	1656	1758	1704	1854	1828	1914	2113	1204	1174
Independent	2545	2487	2502	2549	2611	2811	2943	2906	2782	2847
Sixth Form	842	834	753	916	850	908	996	1049	1110	1129
FE/Tertiary	359	329	337	328	337	340	368	336	384	350
Academy	47	149	1765	1997
Other	96	96	93	73	78	91	107	99	126	102

Cumulative % at Grade A by school type



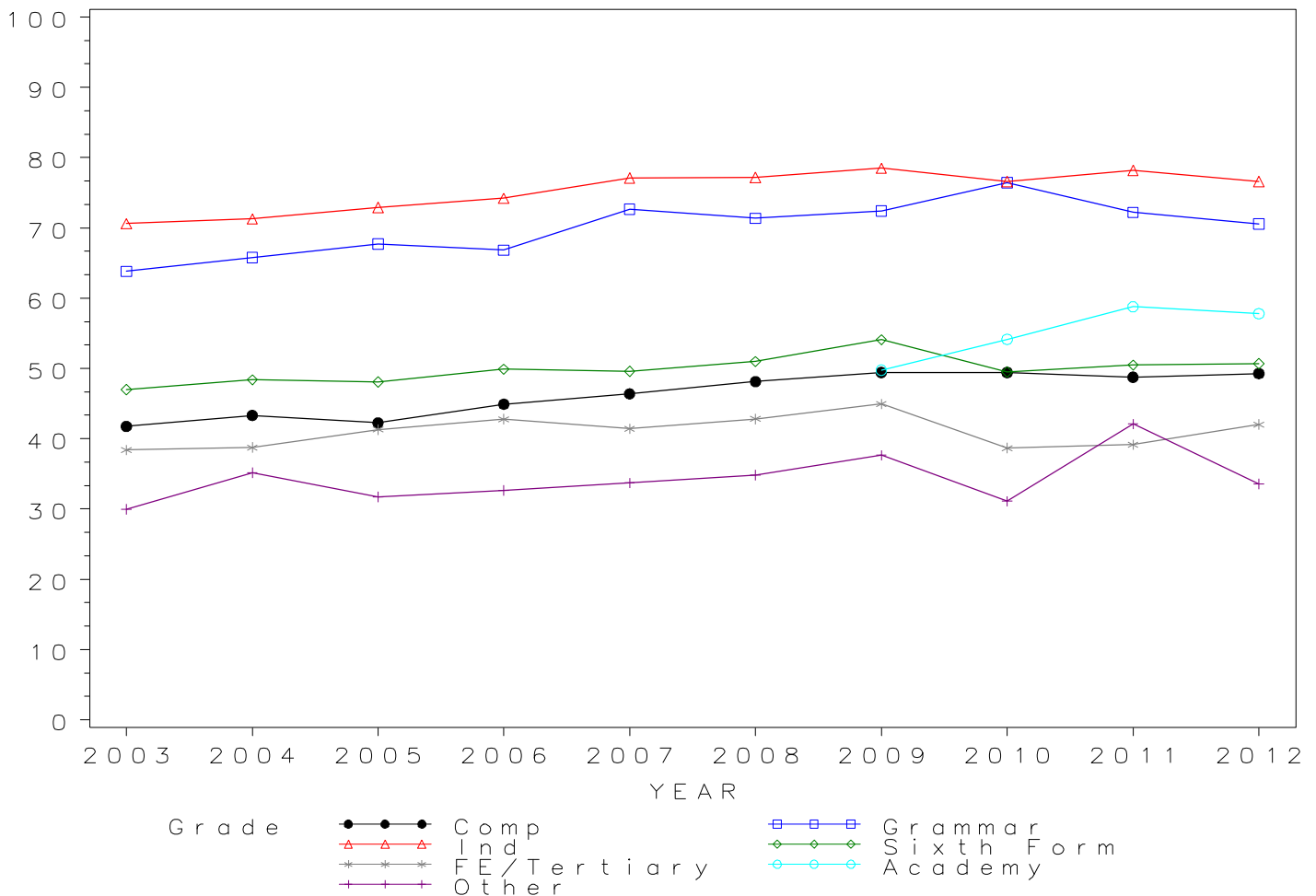
*GCE A Level GEOGRAPHY Grade B by school type 2003- 2012
Cumulative Percentages*

School type	2003	2004	2005	2006	2007	2008	2009	2010	2011	2012
Comprehensive	41.8	43.3	42.3	44.9	46.4	48.1	49.4	49.4	48.8	49.3
Grammar	63.8	65.8	67.7	66.8	72.7	71.4	72.4	76.5	72.2	70.6
Independent	70.6	71.3	72.9	74.2	77.1	77.2	78.5	76.6	78.2	76.6
Sixth Form	47.0	48.4	48.1	49.9	49.6	51.0	54.1	49.5	50.5	50.7
FE/Tertiary	38.4	38.8	41.3	42.8	41.4	42.8	45.0	38.7	39.2	42.0
Academy	49.8	54.2	58.8	57.8
Other	30.0	35.2	31.8	32.6	33.7	34.9	37.7	31.1	42.1	33.6

Cumulative Numbers

School type	2003	2004	2005	2006	2007	2008	2009	2010	2011	2012
Comprehensive	6951	6839	6396	6805	6830	7162	7447	7444	5324	4835
Grammar	3279	3244	3377	3178	3443	3302	3459	3488	2144	2161
Independent	4372	4346	4126	4185	4220	4447	4593	4470	4403	4477
Sixth Form	1894	1903	1783	1936	1842	1945	2080	2317	2307	2426
FE/Tertiary	935	845	860	809	844	883	829	881	913	946
Academy	106	287	3369	4037
Other	261	291	282	204	240	251	281	239	341	286

Cumulative % at Grade B by school type



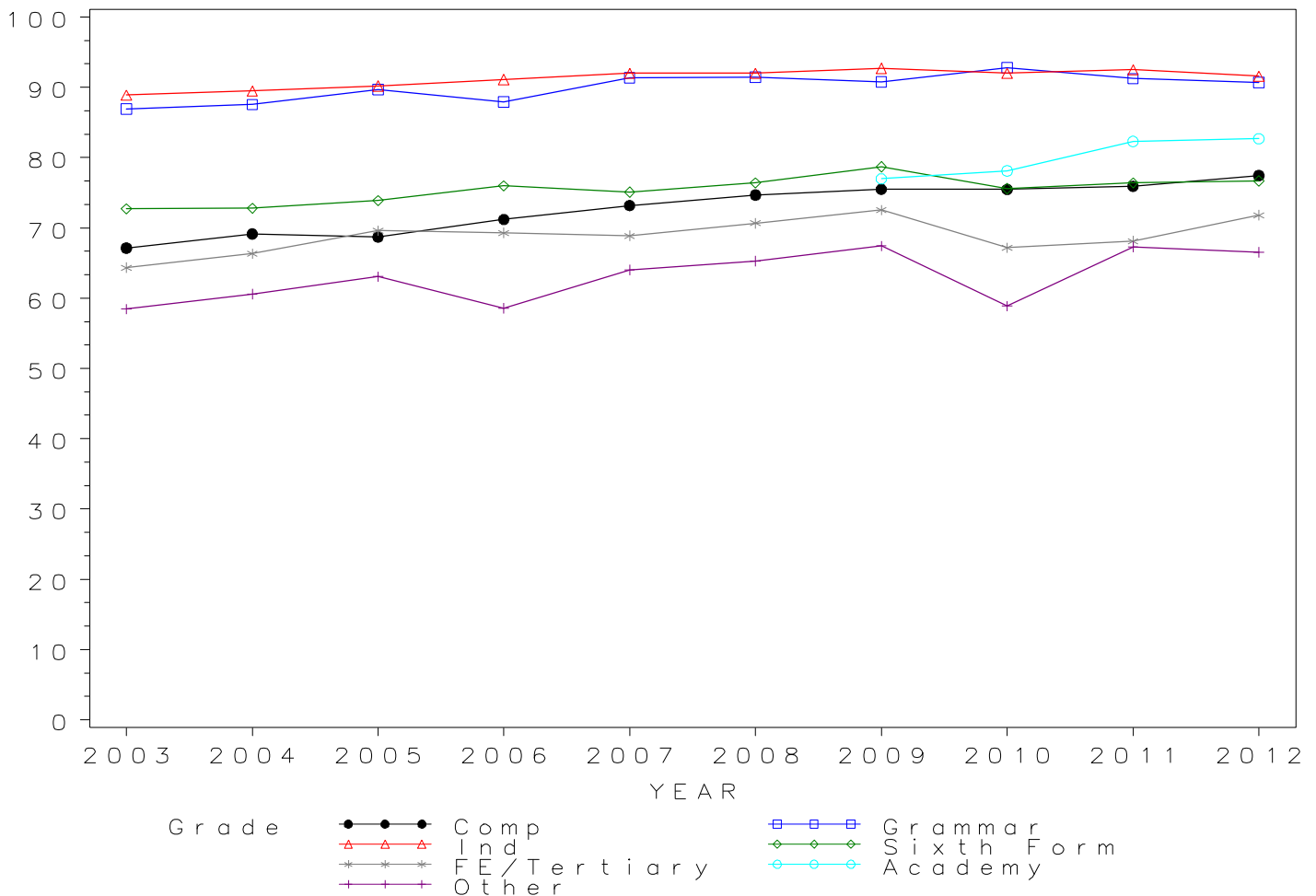
*GCE A Level GEOGRAPHY Grade C by school type 2003- 2012
Cumulative Percentages*

School type	2003	2004	2005	2006	2007	2008	2009	2010	2011	2012
Comprehensive	67.1	69.1	68.7	71.2	73.2	74.7	75.5	75.5	75.9	77.4
Grammar	86.9	87.6	89.7	88.0	91.4	91.5	90.8	92.8	91.2	90.7
Independent	88.9	89.5	90.2	91.1	92.0	92.0	92.7	92.0	92.5	91.6
Sixth Form	72.7	72.8	73.9	76.0	75.1	76.4	78.7	75.6	76.4	76.7
FE/Tertiary	64.4	66.3	69.6	69.3	68.9	70.7	72.6	67.2	68.1	71.8
Academy	77.0	78.1	82.3	82.7
Other	58.4	60.6	63.1	58.6	64.0	65.3	67.4	58.9	67.3	66.5

Cumulative Numbers

School type	2003	2004	2005	2006	2007	2008	2009	2010	2011	2012
Comprehensive	11173	10915	10400	10789	10774	11114	11374	11368	8289	7598
Grammar	4467	4318	4475	4183	4329	4232	4335	4234	2709	2778
Independent	5506	5455	5105	5138	5035	5299	5424	5368	5209	5354
Sixth Form	2929	2862	2739	2949	2788	2914	3026	3539	3491	3670
FE/Tertiary	1567	1446	1449	1310	1403	1457	1338	1530	1588	1616
Academy	164	414	4716	5776
Other	509	501	560	366	456	470	503	452	545	567

Cumulative % at Grade C by school type

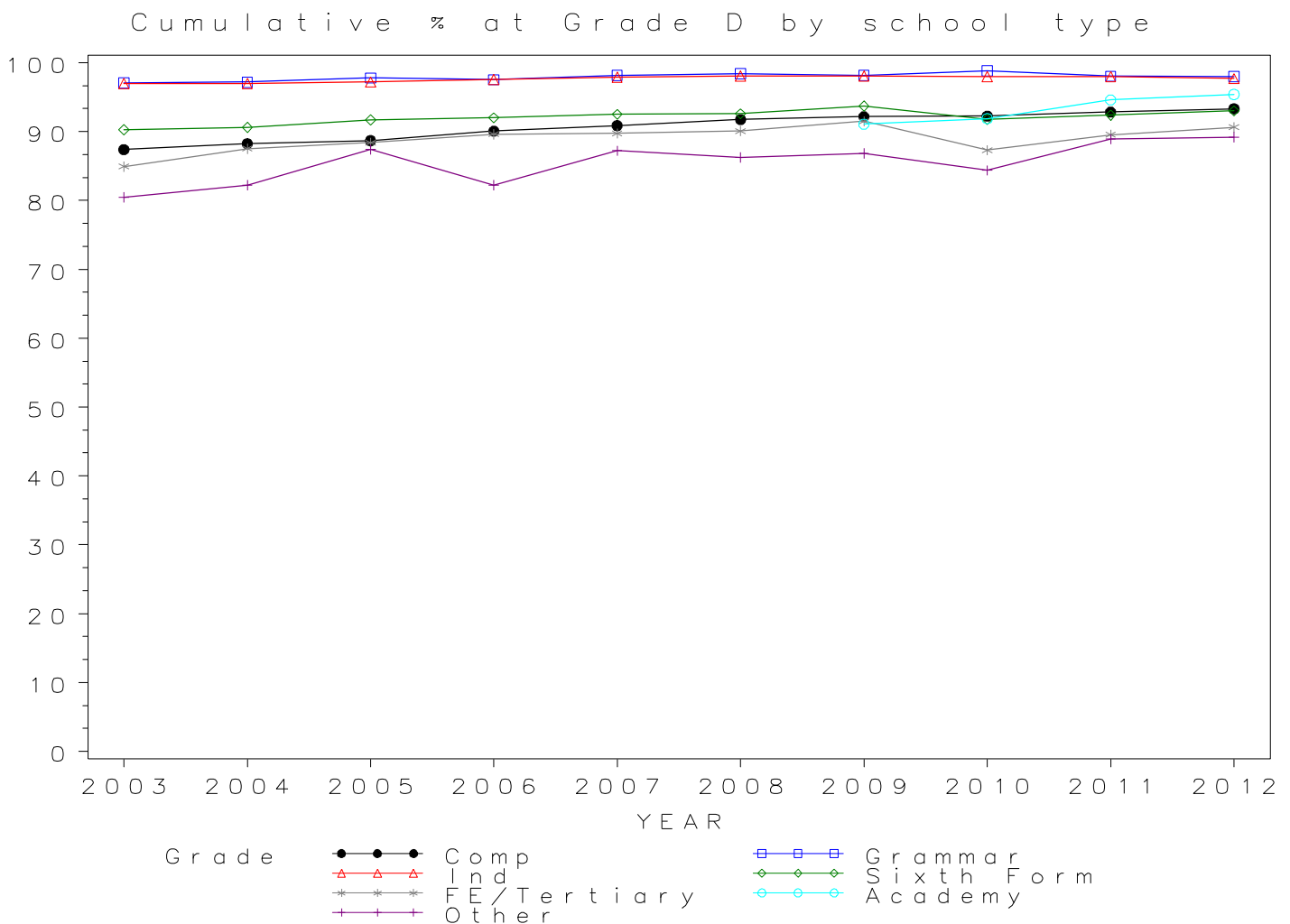


*GCE A Level GEOGRAPHY Grade D by school type 2003- 2012
Cumulative Percentages*

School type	2003	2004	2005	2006	2007	2008	2009	2010	2011	2012
Comprehensive	87.4	88.3	88.7	90.1	90.9	91.8	92.2	92.3	92.8	93.3
Grammar	97.1	97.2	97.8	97.5	98.2	98.4	98.2	98.8	98.0	98.0
Independent	97.0	97.0	97.2	97.6	97.9	98.1	98.1	98.0	98.0	97.7
Sixth Form	90.3	90.6	91.7	92.0	92.5	92.6	93.7	91.8	92.4	93.0
FE/Tertiary	84.9	87.5	88.4	89.6	89.7	90.1	91.5	87.3	89.5	90.6
Academy	91.1	91.9	94.6	95.4
Other	80.5	82.2	87.4	82.2	87.2	86.3	86.9	84.4	88.9	89.2

Cumulative Numbers

School type	2003	2004	2005	2006	2007	2008	2009	2010	2011	2012
Comprehensive	14541	13932	13424	13647	13378	13656	13888	13893	10137	9155
Grammar	4988	4792	4878	4639	4651	4553	4689	4509	2911	3002
Independent	6007	5912	5502	5505	5358	5651	5740	5718	5518	5711
Sixth Form	3638	3562	3399	3570	3435	3532	3603	4297	4222	4450
FE/Tertiary	2068	1908	1840	1694	1828	1858	1687	1988	2087	2039
Academy	194	487	5421	6663
Other	701	680	776	514	621	621	648	648	720	760

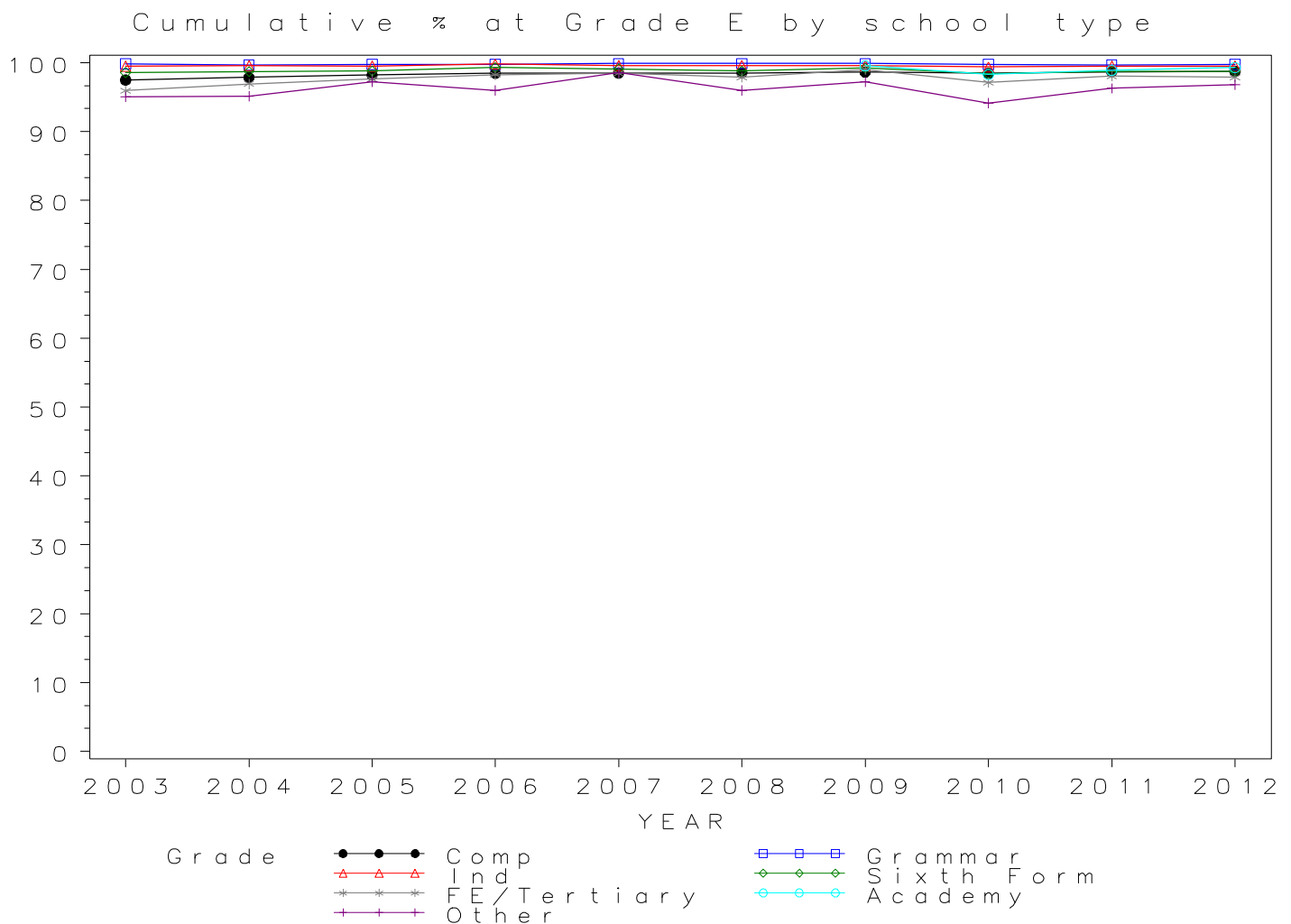


*GCE A Level GEOGRAPHY Grade E by school type 2003- 2012
Cumulative Percentages*

School type	2003	2004	2005	2006	2007	2008	2009	2010	2011	2012
Comprehensive	97.5	97.9	98.2	98.5	98.5	98.5	98.6	98.5	98.7	98.7
Grammar	99.8	99.7	99.7	99.8	99.9	99.9	99.9	99.8	99.7	99.8
Independent	99.5	99.6	99.5	99.8	99.6	99.6	99.6	99.4	99.5	99.5
Sixth Form	98.6	98.7	98.8	99.3	99.1	98.8	99.2	98.4	98.7	98.7
FE/Tertiary	95.9	96.9	97.6	98.3	98.5	97.9	99.0	97.1	98.0	97.9
Academy	99.5	98.3	98.9	99.3
Other	95.1	95.2	97.2	96.0	98.6	96.0	97.2	94.1	96.3	96.8

Cumulative Numbers

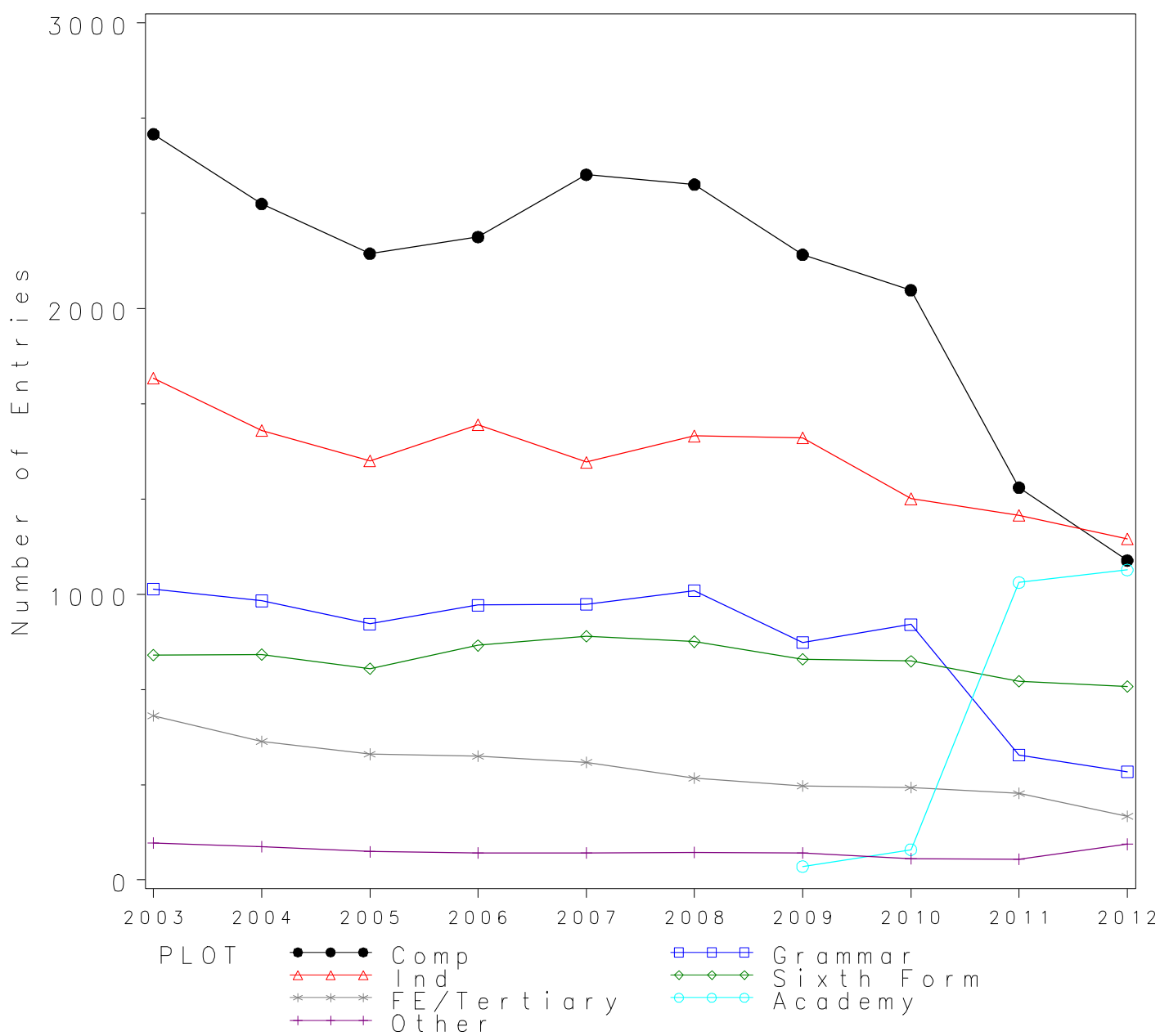
School type	2003	2004	2005	2006	2007	2008	2009	2010	2011	2012
Comprehensive	16225	15450	14865	14917	14499	14662	14860	14827	10774	9688
Grammar	5129	4915	4975	4745	4732	4621	4771	4551	2960	3056
Independent	6162	6071	5632	5629	5451	5737	5828	5800	5603	5816
Sixth Form	3973	3881	3663	3853	3680	3768	3814	4606	4510	4723
FE/Tertiary	2336	2113	2033	1857	2006	2018	1826	2212	2285	2202
Academy	212	521	5667	6935
Other	828	787	863	600	702	691	725	723	780	825



Numbers of GCE A Level entries in GERMAN by school type 2003- 2012

School type	2003	2004	2005	2006	2007	2008	2009	2010	2011	2012
Comprehensive	2610	2366	2192	2250	2468	2434	2188	2064	1373	1118
Grammar	1018	977	896	962	965	1013	831	894	437	378
Independent	1756	1573	1467	1593	1462	1554	1547	1334	1276	1194
Sixth Form	787	789	740	821	853	834	773	766	695	677
FE/Tertiary	575	485	440	433	412	356	329	323	303	223
Academy	47	106	1041	1085
Other	130	116	99	94	95	97	95	75	73	125

GCE A Level GERMAN Entries by school type 2003–2012



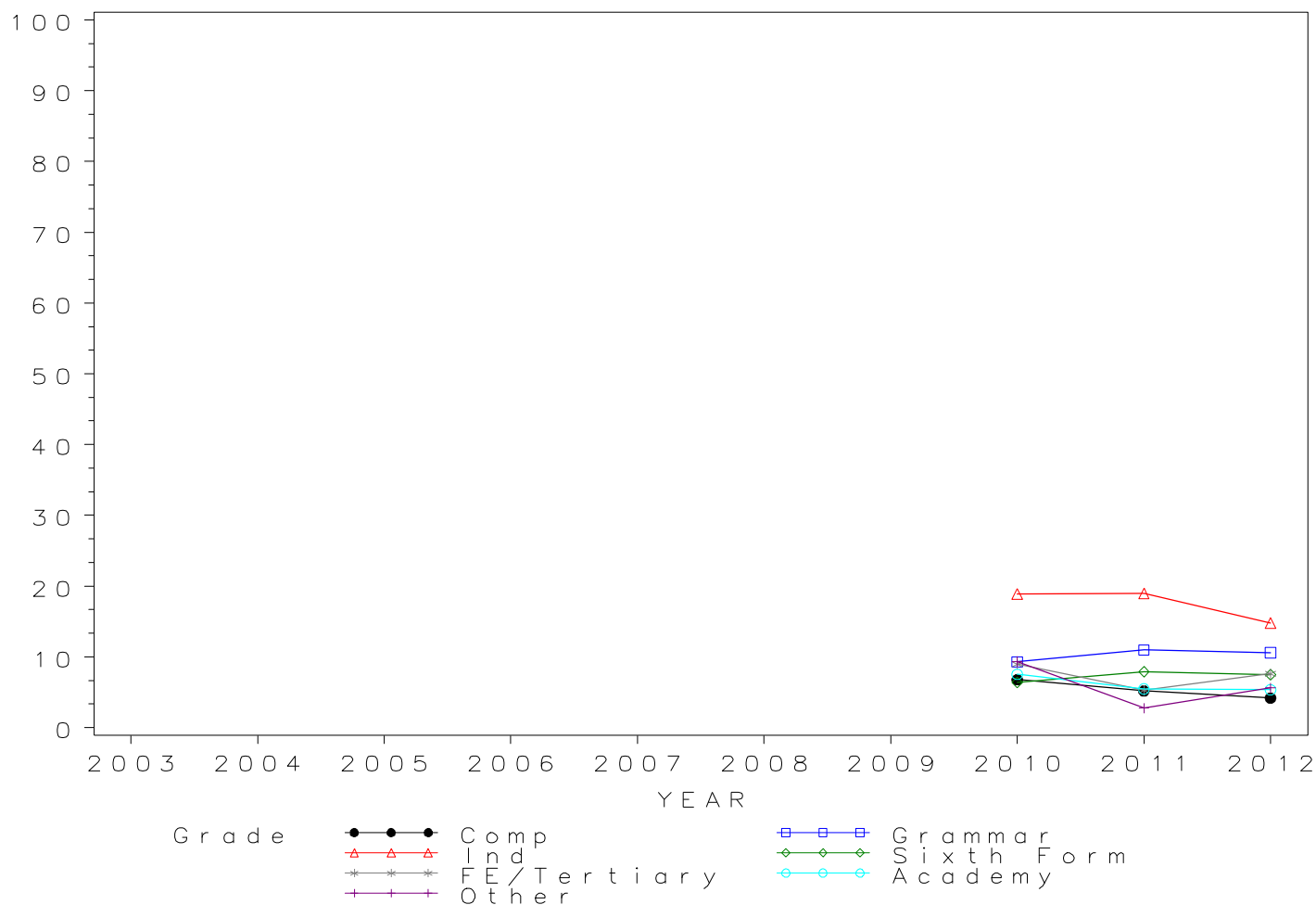
GCE A Level GERMAN Grade A by school type 2003- 2012
Cumulative Percentages*

School type	2003	2004	2005	2006	2007	2008	2009	2010	2011	2012
Comprehensive	6.8	5.2	4.2
Grammar	9.3	11.0	10.6
Independent	18.9	19.0	14.8
Sixth Form	6.4	7.9	7.5
FE/Tertiary	9.0	5.3	7.6
Academy	7.5	5.5	5.3
Other	9.3	2.7	5.6

Cumulative Numbers

School type	2003	2004	2005	2006	2007	2008	2009	2010	2011	2012
Comprehensive	140	71	47
Grammar	83	48	40
Independent	252	242	177
Sixth Form	49	55	51
FE/Tertiary	29	16	17
Academy	8	57	58
Other	7	2	7

Cumulative % at Grade A* by school type



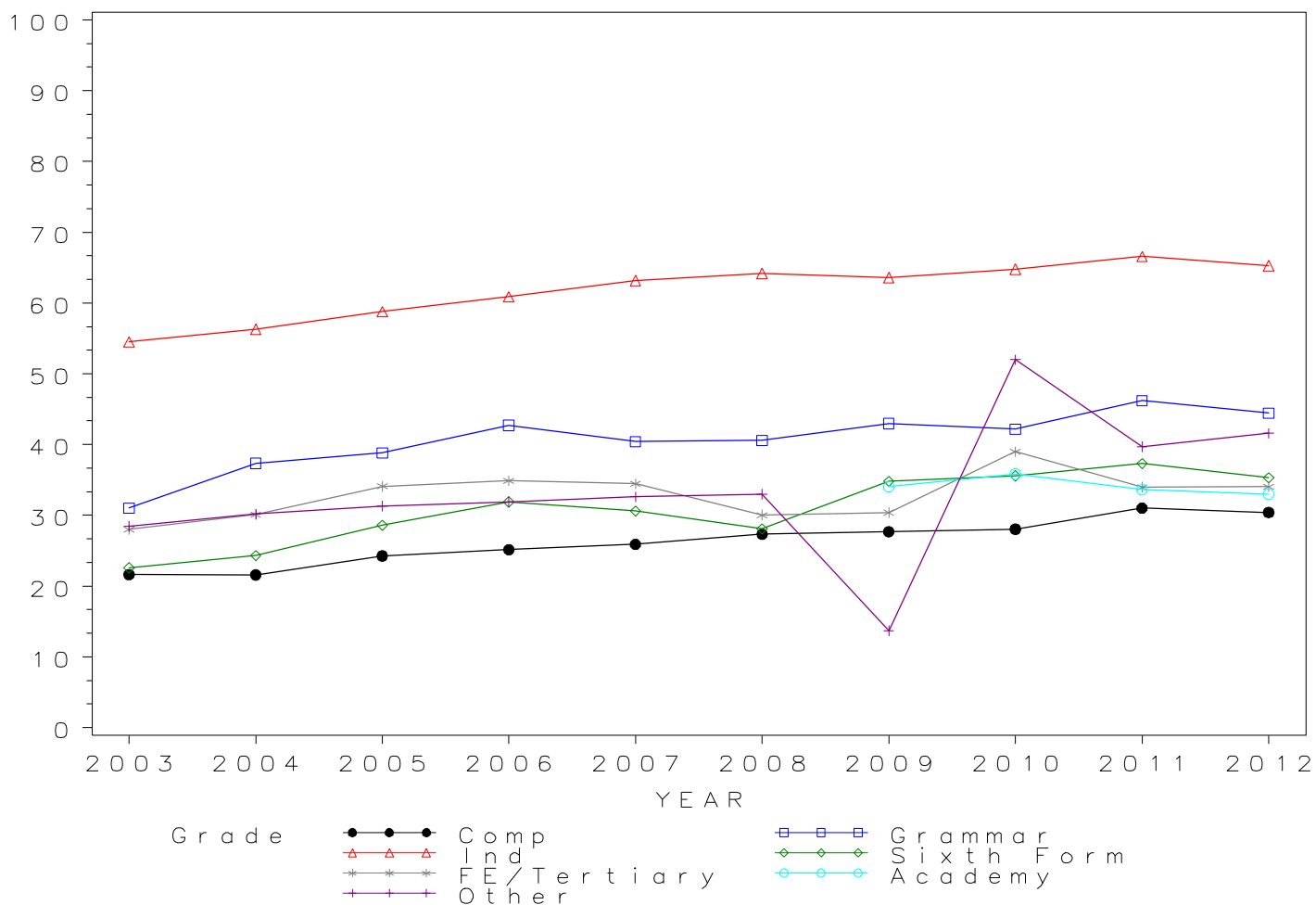
*GCE A Level GERMAN Grade A by school type 2003- 2012
Cumulative Percentages*

School type	2003	2004	2005	2006	2007	2008	2009	2010	2011	2012
Comprehensive	21.6	21.6	24.3	25.2	25.9	27.3	27.7	28.1	31.0	30.4
Grammar	31.0	37.4	38.8	42.7	40.4	40.6	43.0	42.2	46.2	44.4
Independent	54.5	56.3	58.8	60.9	63.2	64.2	63.6	64.8	66.6	65.3
Sixth Form	22.6	24.3	28.6	31.9	30.6	28.1	34.8	35.6	37.3	35.3
FE/Tertiary	28.0	30.1	34.1	34.9	34.5	30.1	30.4	39.0	34.0	34.1
Academy	34.0	35.8	33.6	33.0
Other	28.5	30.2	31.3	31.9	32.6	33.0	13.7	52.0	39.7	41.6

Cumulative Numbers

School type	2003	2004	2005	2006	2007	2008	2009	2010	2011	2012
Comprehensive	565	511	532	566	639	665	606	579	426	340
Grammar	316	365	348	411	390	411	357	377	202	168
Independent	957	886	863	970	924	998	984	864	850	780
Sixth Form	178	192	212	262	261	234	269	273	259	239
FE/Tertiary	161	146	150	151	142	107	100	126	103	76
Academy	16	38	350	358
Other	37	35	31	30	31	32	13	39	29	52

Cumulative % at Grade A by school type



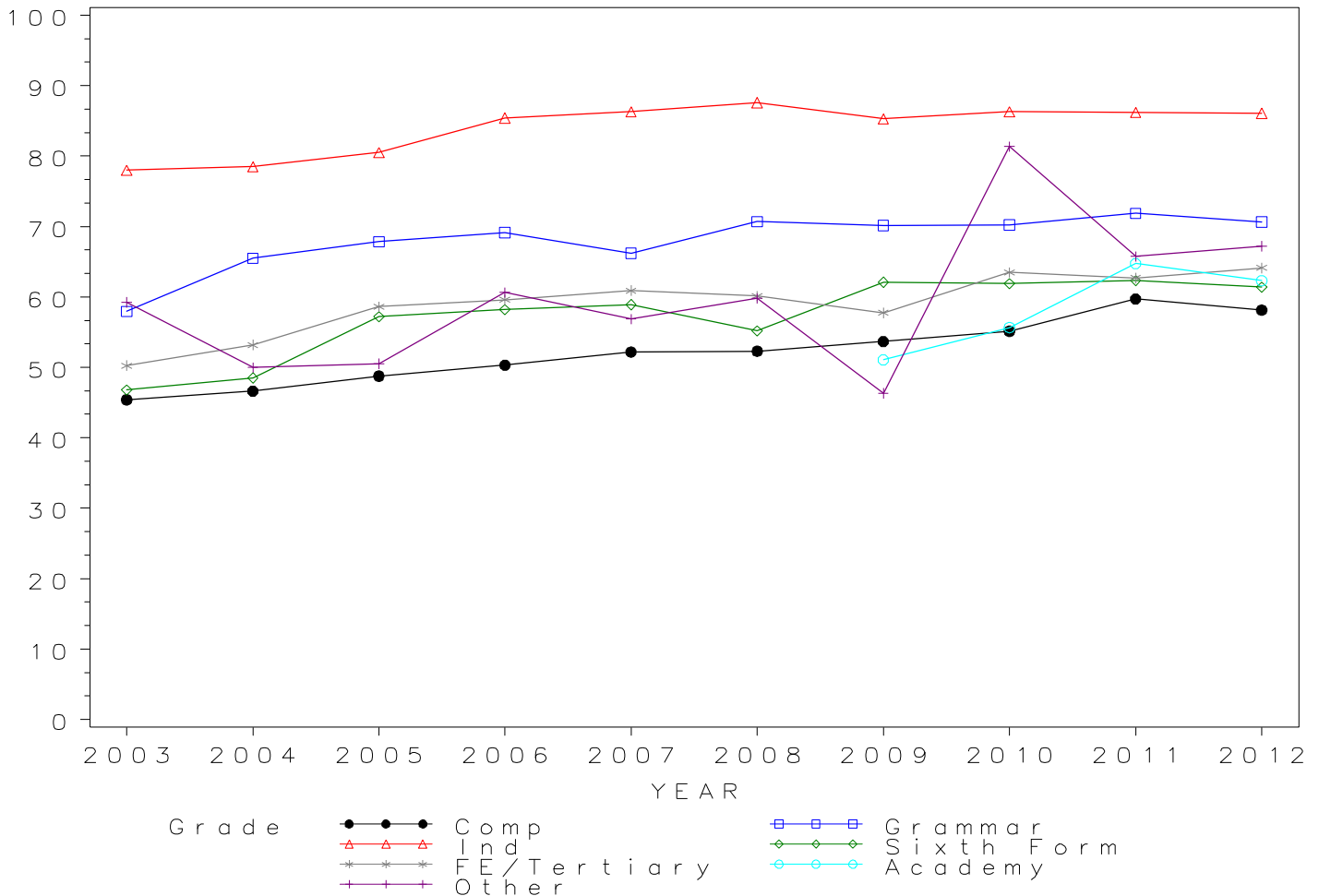
*GCE A Level GERMAN Grade B by school type 2003- 2012
Cumulative Percentages*

School type	2003	2004	2005	2006	2007	2008	2009	2010	2011	2012
Comprehensive	45.4	46.6	48.8	50.3	52.2	52.3	53.7	55.1	59.7	58.1
Grammar	58.0	65.5	67.9	69.1	66.2	70.7	70.2	70.2	71.9	70.6
Independent	78.0	78.5	80.5	85.4	86.3	87.6	85.3	86.3	86.2	86.1
Sixth Form	46.8	48.5	57.2	58.2	58.9	55.2	62.1	61.9	62.3	61.4
FE/Tertiary	50.3	53.2	58.6	59.6	60.9	60.1	57.8	63.5	62.7	64.1
Academy	51.1	55.7	64.7	62.3
Other	59.2	50.0	50.5	60.6	56.8	59.8	46.3	81.3	65.8	67.2

Cumulative Numbers

School type	2003	2004	2005	2006	2007	2008	2009	2010	2011	2012
Comprehensive	1185	1103	1069	1132	1288	1273	1174	1138	820	650
Grammar	590	640	608	665	639	716	583	628	314	267
Independent	1370	1235	1181	1360	1262	1361	1320	1151	1100	1028
Sixth Form	368	383	423	478	502	460	480	474	433	416
FE/Tertiary	289	258	258	258	251	214	190	205	190	143
Academy	24	59	674	676
Other	77	58	50	57	54	58	44	61	48	84

Cumulative % at Grade B by school type



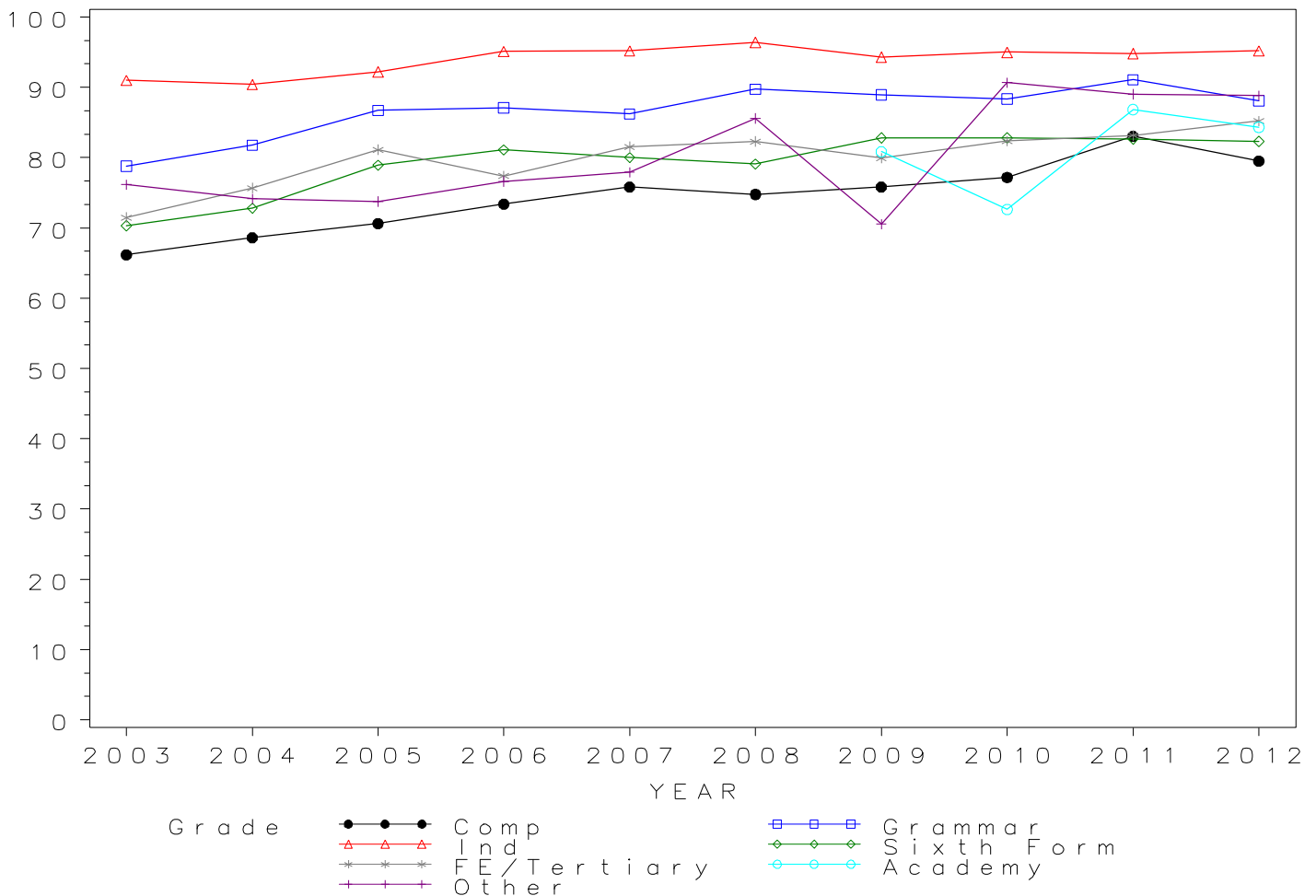
*GCE A Level GERMAN Grade C by school type 2003- 2012
Cumulative Percentages*

School type	2003	2004	2005	2006	2007	2008	2009	2010	2011	2012
Comprehensive	66.2	68.6	70.6	73.4	75.8	74.8	75.8	77.2	83.0	79.5
Grammar	78.8	81.8	86.7	87.1	86.2	89.7	88.9	88.4	91.1	88.1
Independent	91.0	90.4	92.2	95.1	95.2	96.4	94.3	95.0	94.8	95.2
Sixth Form	70.3	72.8	78.9	81.1	80.0	79.1	82.8	82.8	82.6	82.3
FE/Tertiary	71.5	75.7	81.1	77.4	81.6	82.3	79.9	82.4	83.2	85.2
Academy	80.9	72.6	86.8	84.3
Other	76.2	74.1	73.7	76.6	77.9	85.6	70.5	90.7	89.0	88.8

Cumulative Numbers

School type	2003	2004	2005	2006	2007	2008	2009	2010	2011	2012
Comprehensive	1727	1623	1548	1651	1871	1820	1659	1593	1140	889
Grammar	802	799	777	838	832	909	739	790	398	333
Independent	1598	1422	1353	1515	1392	1498	1459	1267	1210	1137
Sixth Form	553	574	584	666	682	660	640	634	574	557
FE/Tertiary	411	367	357	335	336	293	263	266	252	190
Academy	38	77	904	915
Other	99	86	73	72	74	83	67	68	65	111

Cumulative % at Grade C by school type

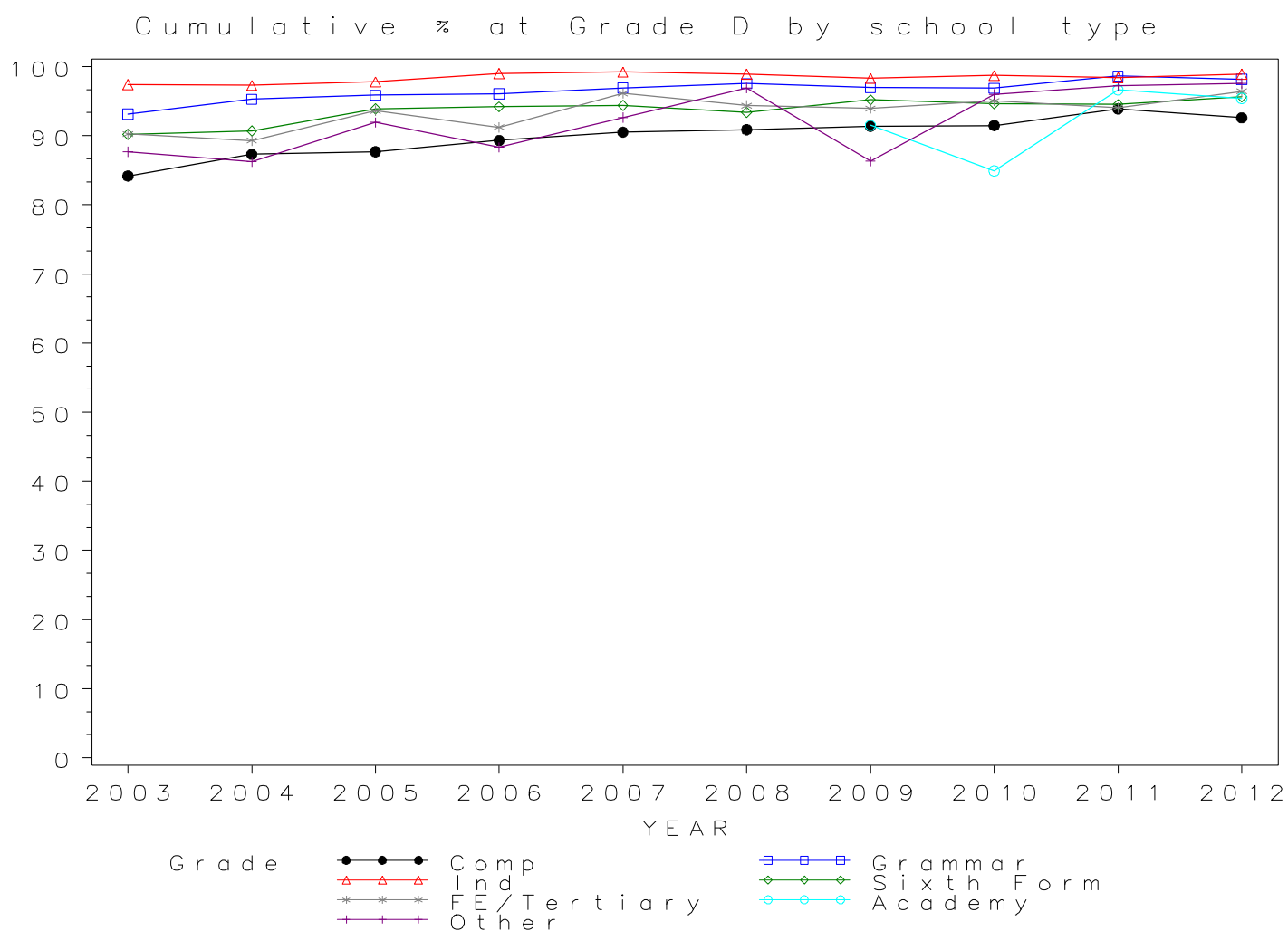


*GCE A Level GERMAN Grade D by school type 2003- 2012
Cumulative Percentages*

School type	2003	2004	2005	2006	2007	2008	2009	2010	2011	2012
Comprehensive	84.2	87.3	87.7	89.3	90.5	90.9	91.4	91.5	93.9	92.6
Grammar	93.1	95.3	95.9	96.0	96.9	97.5	97.0	96.9	98.6	98.1
Independent	97.4	97.3	97.8	99.0	99.2	98.9	98.3	98.7	98.4	98.9
Sixth Form	90.2	90.7	93.9	94.2	94.4	93.4	95.2	94.6	94.5	95.6
FE/Tertiary	90.3	89.3	93.6	91.2	96.1	94.4	93.9	95.0	94.1	96.4
Academy	91.5	84.9	96.6	95.4
Other	87.7	86.2	91.9	88.3	92.6	96.9	86.3	96.0	97.3	97.6

Cumulative Numbers

School type	2003	2004	2005	2006	2007	2008	2009	2010	2011	2012
Comprehensive	2197	2066	1922	2010	2234	2212	1999	1888	1289	1035
Grammar	948	931	859	924	935	988	806	866	431	371
Independent	1710	1531	1435	1577	1450	1537	1521	1317	1256	1181
Sixth Form	710	716	695	773	805	779	736	725	657	647
FE/Tertiary	519	433	412	395	396	336	309	307	285	215
Academy	43	90	1006	1035
Other	114	100	91	83	88	94	82	72	71	122

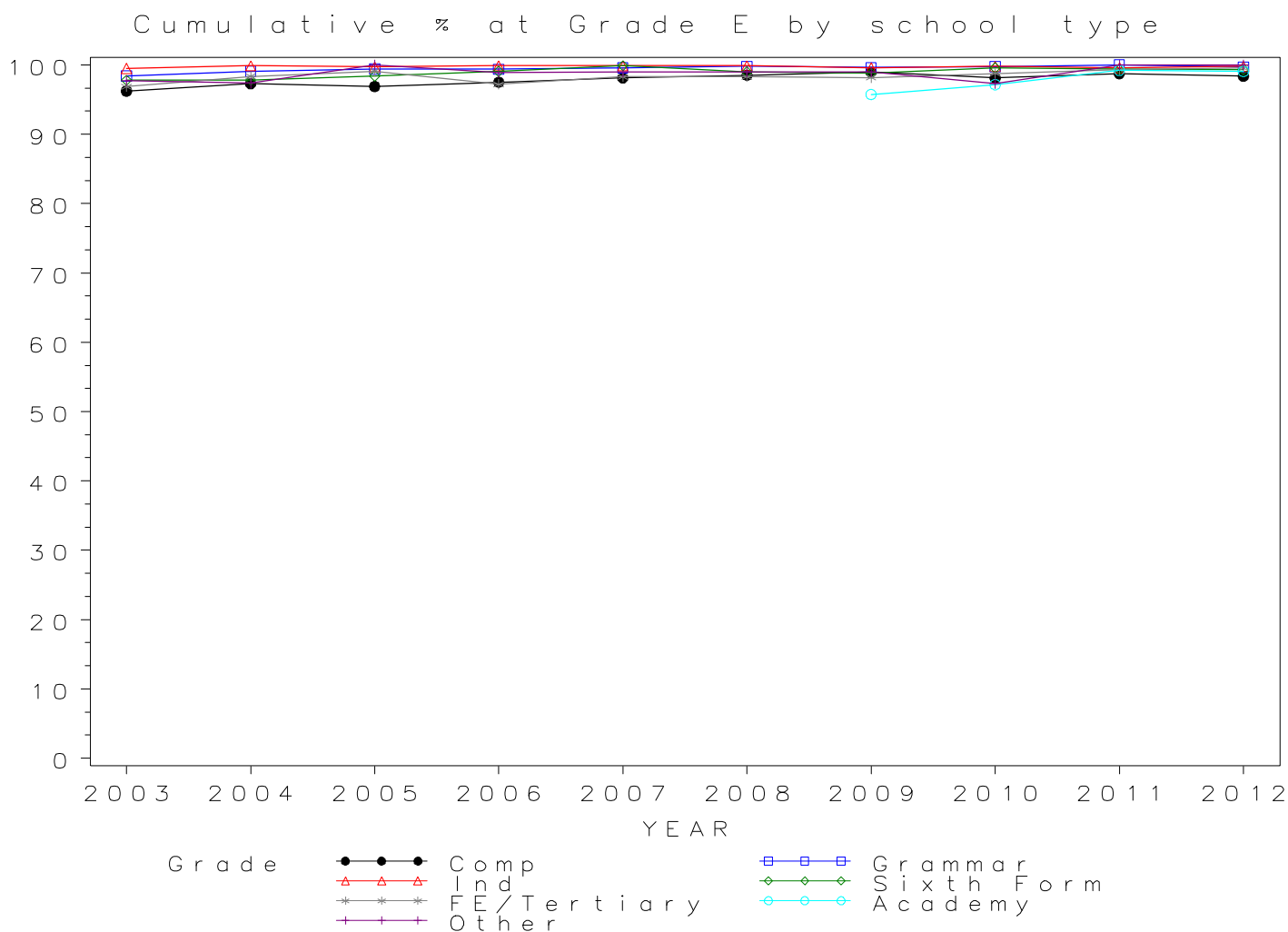


*GCE A Level GERMAN Grade E by school type 2003- 2012
Cumulative Percentages*

School type	2003	2004	2005	2006	2007	2008	2009	2010	2011	2012
Comprehensive	96.2	97.3	96.9	97.5	98.1	98.5	98.9	98.1	98.8	98.4
Grammar	98.4	99.1	99.4	99.4	99.6	99.8	99.6	99.8	100.0	99.7
Independent	99.5	99.9	99.7	99.9	99.9	99.9	99.6	99.8	99.6	99.8
Sixth Form	97.8	97.8	98.4	99.1	99.9	99.0	98.8	99.6	99.4	99.3
FE/Tertiary	96.9	98.4	99.1	97.2	98.3	98.3	98.2	98.8	99.3	99.6
Academy	95.7	97.2	99.2	99.1
Other	97.7	97.4	100.0	98.9	98.9	99.0	98.9	97.3	100.0	100.0

Cumulative Numbers

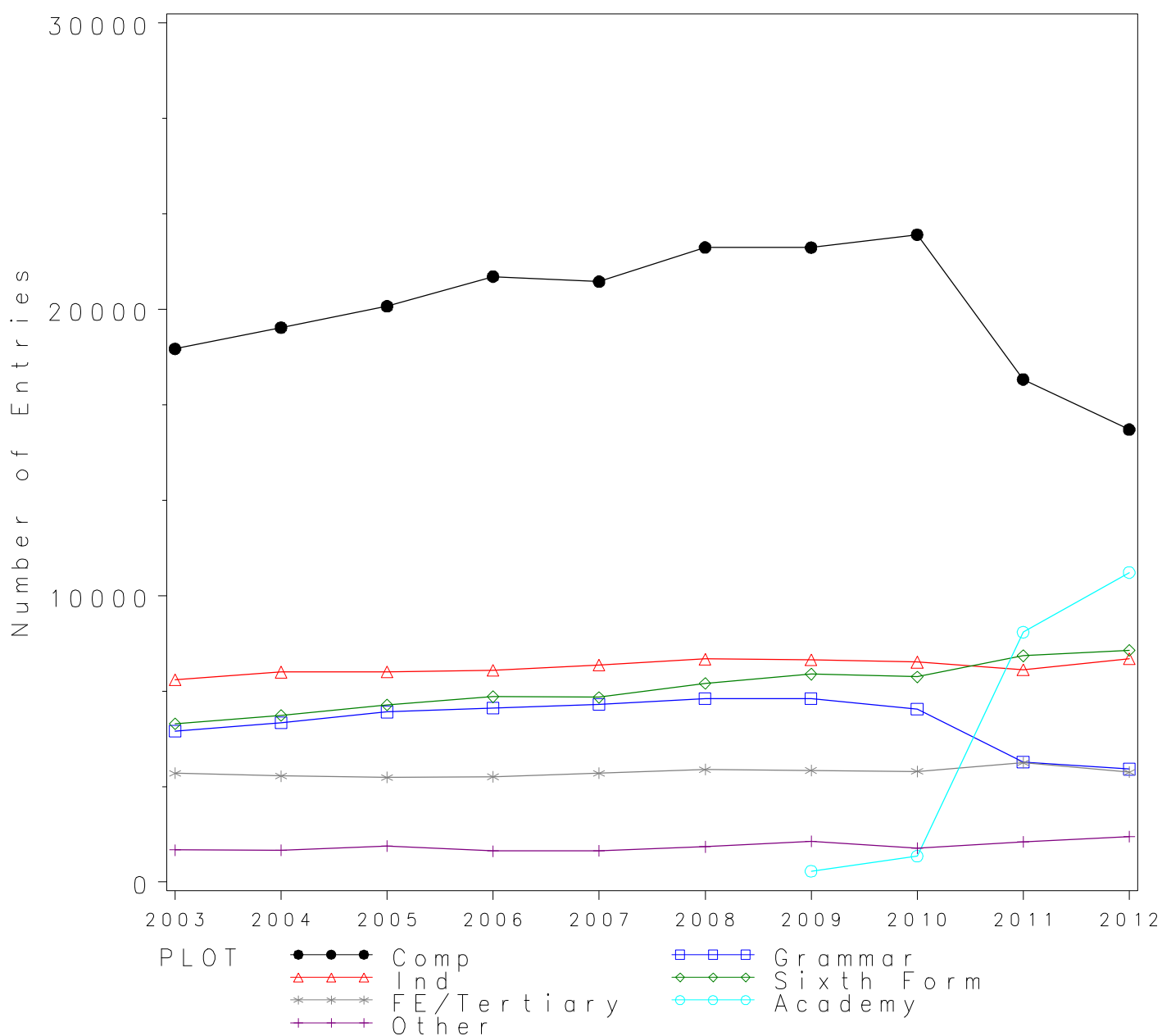
School type	2003	2004	2005	2006	2007	2008	2009	2010	2011	2012
Comprehensive	2512	2302	2124	2194	2422	2398	2165	2025	1356	1100
Grammar	1002	968	891	956	961	1011	828	892	437	377
Independent	1747	1571	1463	1591	1461	1552	1541	1331	1271	1192
Sixth Form	770	772	728	814	852	826	764	763	691	672
FE/Tertiary	557	477	436	421	405	350	323	319	301	222
Academy	45	103	1033	1075
Other	127	113	99	93	94	96	94	73	73	125



Numbers of GCE A Level entries in HISTORY by school type 2003- 2012

School type	2003	2004	2005	2006	2007	2008	2009	2010	2011	2012
Comprehensive	18617	19359	20103	21139	20966	22158	22153	22603	17549	15798
Grammar	5274	5565	5939	6073	6201	6410	6411	6042	4190	3943
Independent	7071	7332	7344	7399	7573	7786	7760	7680	7409	7792
Sixth Form	5529	5821	6186	6471	6449	6939	7260	7163	7899	8089
FE/Tertiary	3801	3703	3655	3678	3798	3929	3899	3865	4166	3837
Academy	380	907	8725	10808
Other	1119	1106	1262	1082	1093	1232	1424	1188	1409	1593

GCE A Level HISTORY Entries by school type 2003–2012



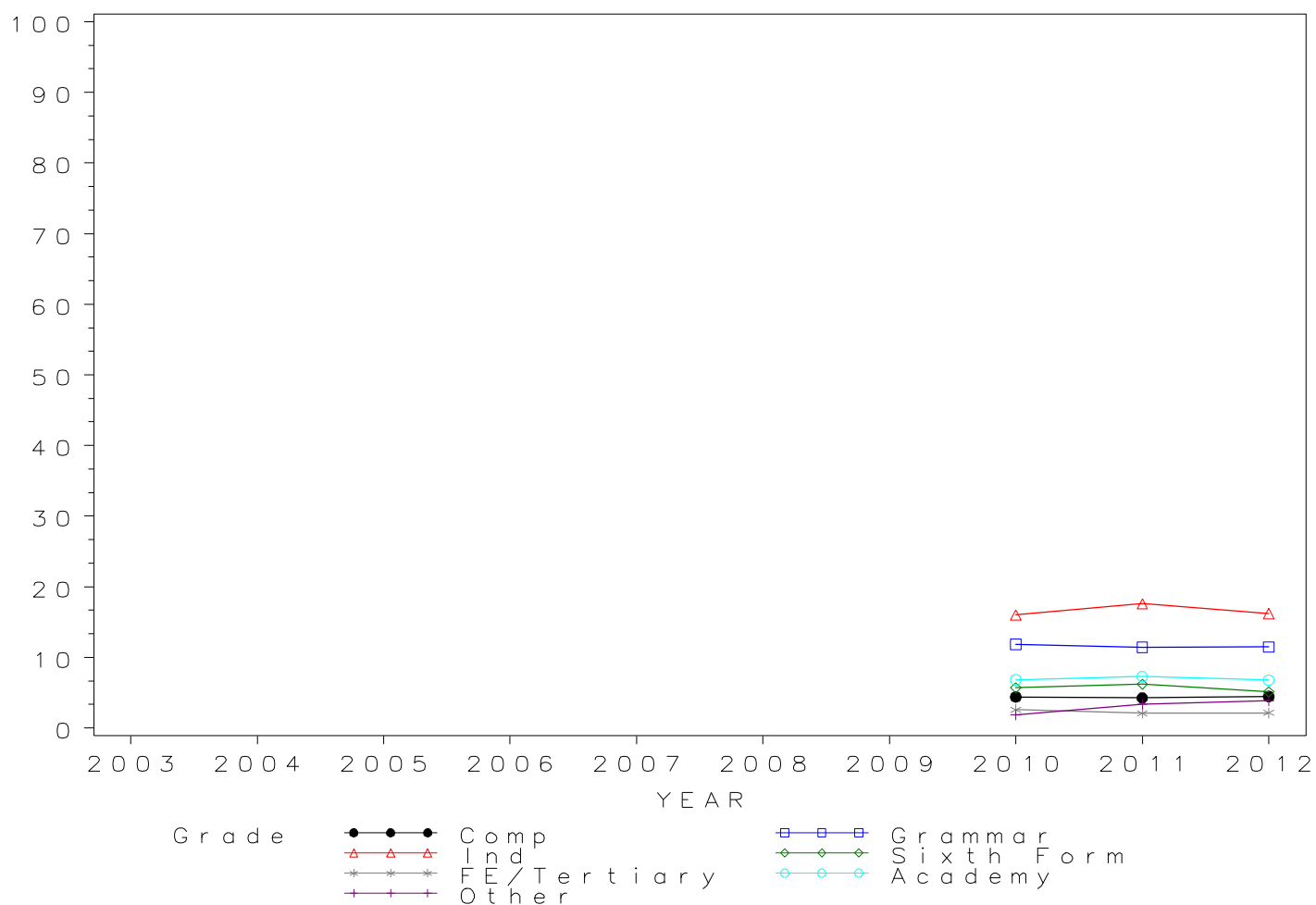
GCE A Level HISTORY Grade A by school type 2003- 2012
Cumulative Percentages*

School type	2003	2004	2005	2006	2007	2008	2009	2010	2011	2012
Comprehensive	4.4	4.3	4.5
Grammar	11.9	11.5	11.5
Independent	16.0	17.6	16.2
Sixth Form	5.7	6.2	5.1
FE/Tertiary	2.6	2.1	2.1
Academy	6.8	7.3	6.8
Other	1.9	3.3	3.9

Cumulative Numbers

School type	2003	2004	2005	2006	2007	2008	2009	2010	2011	2012
Comprehensive	997	746	707
Grammar	717	480	452
Independent	1229	1304	1262
Sixth Form	408	490	413
FE/Tertiary	101	88	82
Academy	62	637	735
Other	22	47	62

Cumulative % at Grade A* by school type



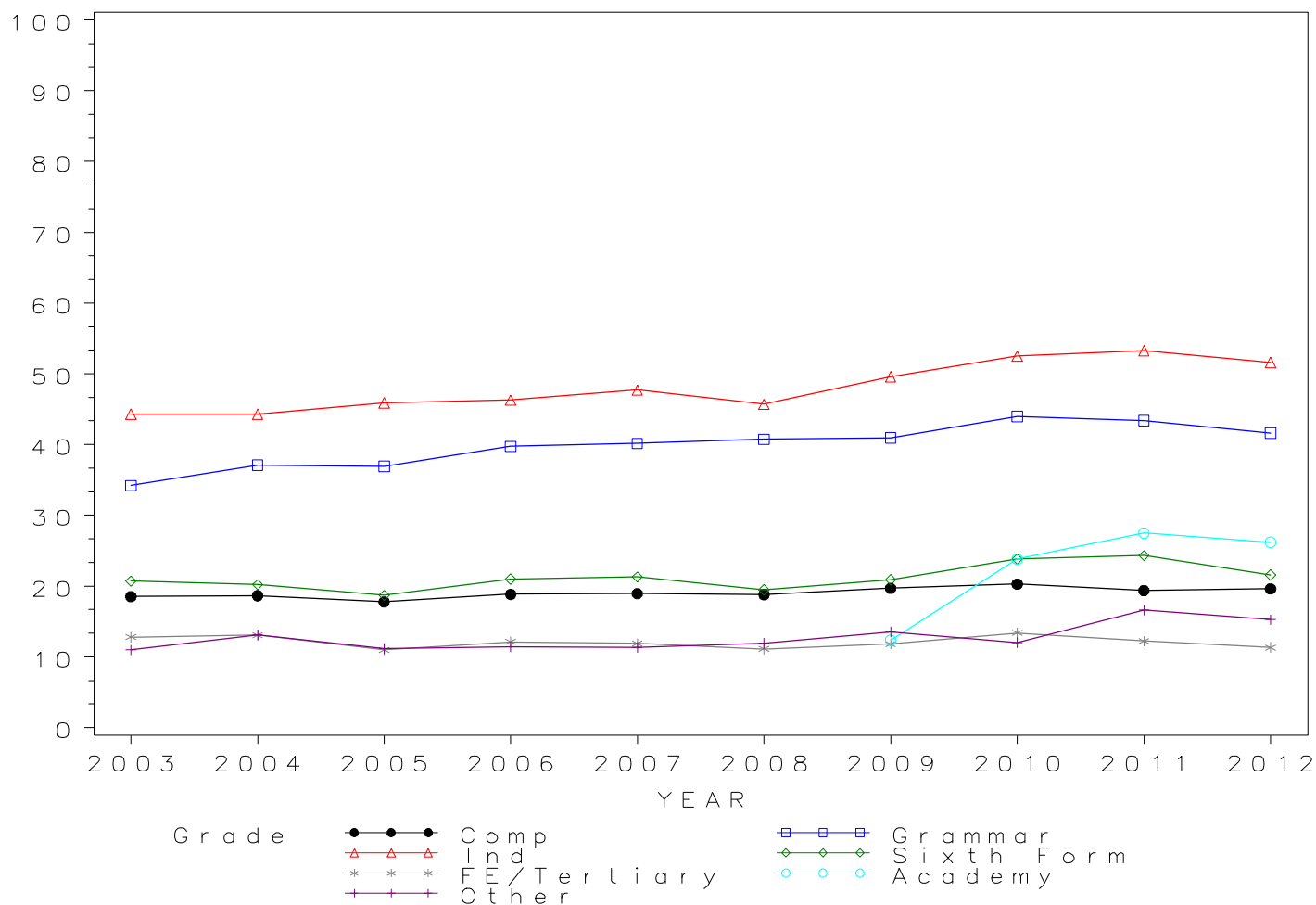
*GCE A Level HISTORY Grade A by school type 2003- 2012
Cumulative Percentages*

School type	2003	2004	2005	2006	2007	2008	2009	2010	2011	2012
Comprehensive	18.5	18.7	17.8	18.8	18.9	18.8	19.7	20.3	19.4	19.6
Grammar	34.2	37.1	36.9	39.7	40.2	40.8	41.0	44.0	43.4	41.6
Independent	44.3	44.3	45.9	46.3	47.7	45.7	49.6	52.5	53.3	51.6
Sixth Form	20.7	20.2	18.7	21.0	21.3	19.5	20.9	23.8	24.3	21.6
FE/Tertiary	12.8	13.1	11.0	12.1	11.9	11.1	11.8	13.4	12.2	11.3
Academy	12.4	23.8	27.5	26.2
Other	11.0	13.1	11.2	11.5	11.3	11.9	13.6	12.0	16.6	15.3

Cumulative Numbers

School type	2003	2004	2005	2006	2007	2008	2009	2010	2011	2012
Comprehensive	3452	3612	3571	3983	3972	4169	4365	4586	3402	3098
Grammar	1804	2064	2194	2413	2491	2613	2626	2658	1819	1641
Independent	3132	3248	3371	3426	3612	3558	3849	4032	3949	4021
Sixth Form	1145	1176	1157	1359	1374	1353	1517	1705	1919	1747
FE/Tertiary	486	484	402	446	452	437	462	517	509	435
Academy	47	216	2399	2832
Other	123	145	141	124	124	147	193	143	234	243

Cumulative % at Grade A by school type



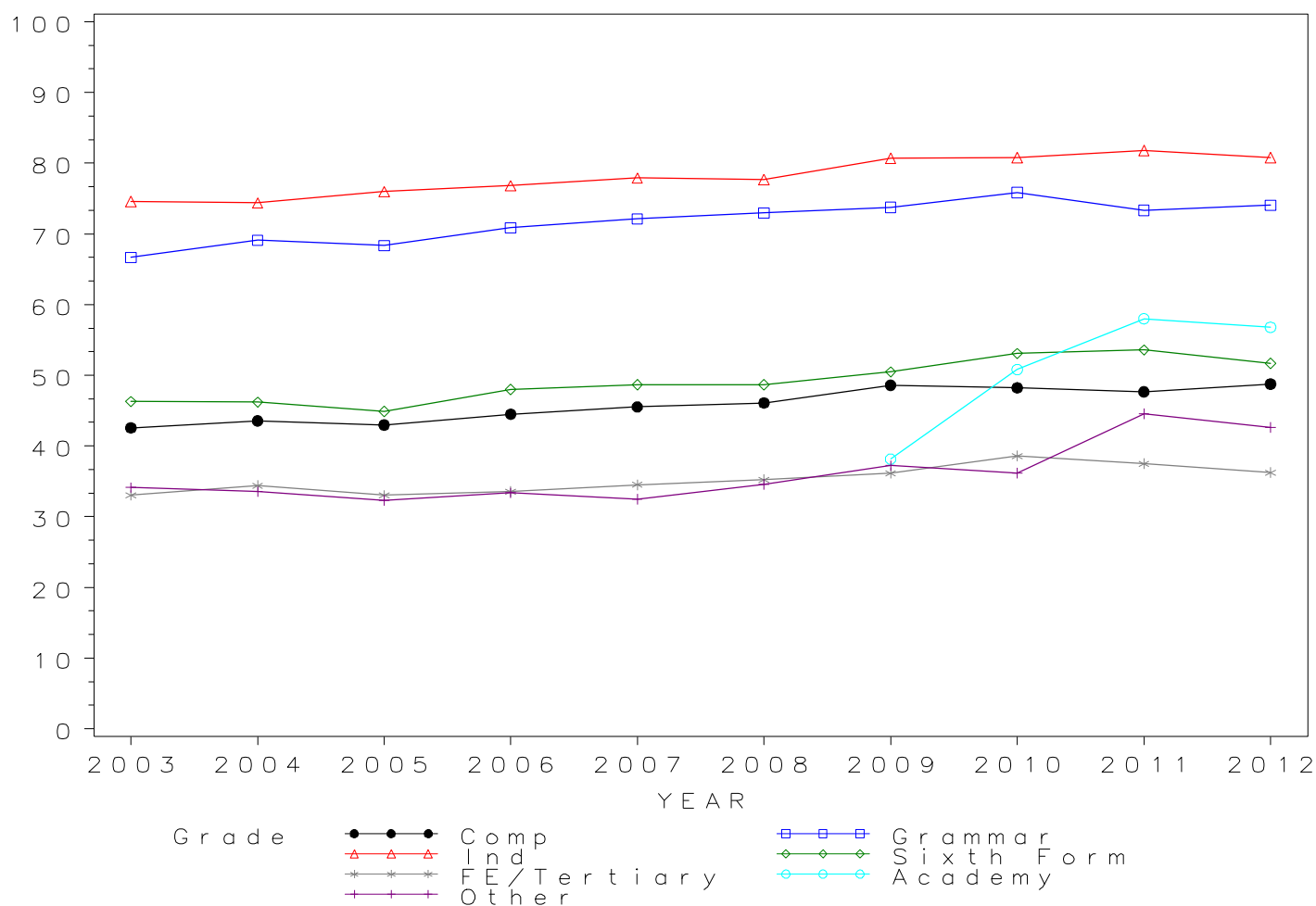
*GCE A Level HISTORY Grade B by school type 2003- 2012
Cumulative Percentages*

School type	2003	2004	2005	2006	2007	2008	2009	2010	2011	2012
Comprehensive	42.6	43.6	43.0	44.5	45.5	46.1	48.6	48.2	47.7	48.8
Grammar	66.7	69.1	68.4	70.9	72.1	73.0	73.7	75.9	73.3	74.1
Independent	74.6	74.4	76.0	76.8	77.9	77.7	80.7	80.8	81.8	80.8
Sixth Form	46.3	46.2	44.9	48.0	48.7	48.7	50.5	53.1	53.6	51.7
FE/Tertiary	33.0	34.4	33.0	33.6	34.5	35.3	36.2	38.6	37.5	36.3
Academy	38.2	50.8	58.0	56.8
Other	34.1	33.5	32.3	33.4	32.5	34.6	37.2	36.2	44.6	42.6

Cumulative Numbers

School type	2003	2004	2005	2006	2007	2008	2009	2010	2011	2012
Comprehensive	7926	8433	8641	9408	9544	10214	10766	10904	8365	7704
Grammar	3517	3846	4060	4303	4472	4677	4728	4583	3073	2920
Independent	5275	5455	5581	5682	5899	6050	6262	6205	6061	6296
Sixth Form	2560	2689	2778	3106	3141	3379	3666	3804	4234	4182
FE/Tertiary	1256	1274	1207	1235	1311	1385	1410	1492	1563	1391
Academy	145	461	5061	6139
Other	382	371	408	361	355	426	530	430	628	679

Cumulative % at Grade B by school type



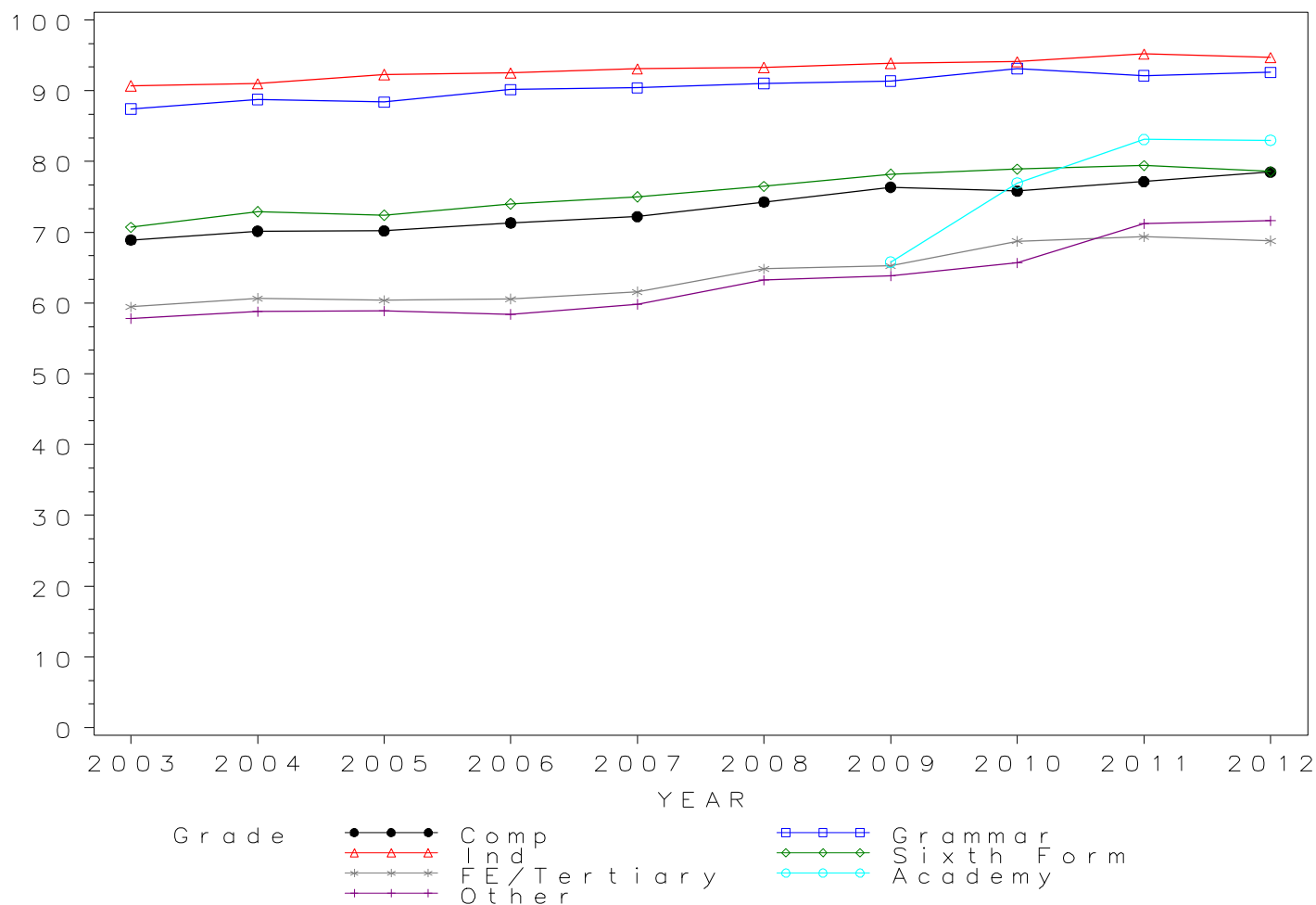
*GCE A Level HISTORY Grade C by school type 2003- 2012
Cumulative Percentages*

School type	2003	2004	2005	2006	2007	2008	2009	2010	2011	2012
Comprehensive	68.9	70.2	70.2	71.3	72.2	74.3	76.4	75.8	77.2	78.5
Grammar	87.4	88.8	88.4	90.1	90.4	91.0	91.4	93.1	92.1	92.6
Independent	90.7	91.0	92.3	92.5	93.1	93.3	93.9	94.1	95.2	94.7
Sixth Form	70.7	72.9	72.4	74.0	75.0	76.5	78.2	78.9	79.4	78.6
FE/Tertiary	59.5	60.7	60.4	60.6	61.6	64.8	65.2	68.7	69.4	68.8
Academy	65.8	77.0	83.1	83.0
Other	57.8	58.8	58.9	58.4	59.8	63.2	63.8	65.7	71.2	71.6

Cumulative Numbers

School type	2003	2004	2005	2006	2007	2008	2009	2010	2011	2012
Comprehensive	12829	13581	14109	15077	15142	16459	16918	17136	13542	12401
Grammar	4610	4940	5249	5474	5606	5836	5859	5628	3860	3651
Independent	6413	6672	6779	6844	7050	7264	7287	7227	7053	7379
Sixth Form	3909	4244	4479	4789	4837	5308	5677	5652	6272	6358
FE/Tertiary	2260	2246	2207	2228	2339	2547	2544	2657	2890	2640
Academy	250	698	7250	8971
Other	647	650	743	632	654	779	909	780	1003	1141

Cumulative % at Grade C by school type

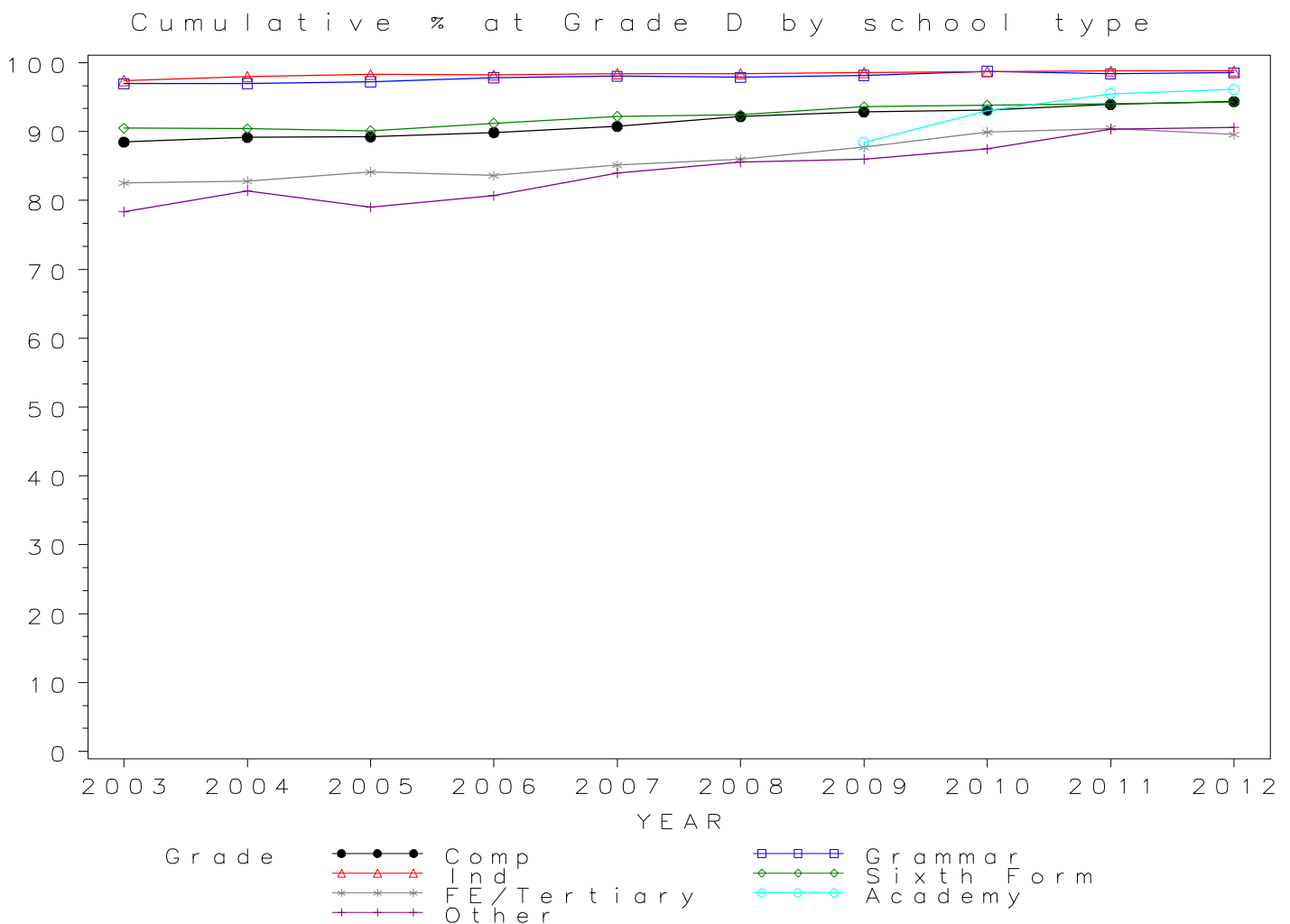


*GCE A Level HISTORY Grade D by school type 2003- 2012
Cumulative Percentages*

School type	2003	2004	2005	2006	2007	2008	2009	2010	2011	2012
Comprehensive	88.5	89.1	89.2	89.9	90.8	92.2	92.9	93.1	93.9	94.4
Grammar	97.0	97.0	97.2	97.8	98.0	97.9	98.2	98.7	98.4	98.5
Independent	97.4	98.0	98.3	98.2	98.4	98.4	98.6	98.7	98.8	98.8
Sixth Form	90.5	90.4	90.1	91.2	92.2	92.4	93.6	93.8	94.0	94.3
FE/Tertiary	82.5	82.8	84.2	83.6	85.1	86.0	87.7	89.9	90.5	89.6
Academy	88.4	93.1	95.5	96.1
Other	78.4	81.4	79.0	80.7	84.0	85.6	86.0	87.5	90.3	90.6

Cumulative Numbers

School type	2003	2004	2005	2006	2007	2008	2009	2010	2011	2012
Comprehensive	16472	17257	17936	18994	19028	20426	20570	21050	16484	14908
Grammar	5114	5398	5775	5940	6079	6273	6293	5966	4122	3885
Independent	6887	7185	7219	7266	7452	7661	7651	7580	7320	7698
Sixth Form	5004	5262	5574	5902	5946	6412	6795	6719	7425	7628
FE/Tertiary	3136	3066	3076	3076	3233	3377	3420	3476	3769	3437
Academy	336	844	8332	10386
Other	877	900	997	873	918	1054	1225	1039	1273	1443

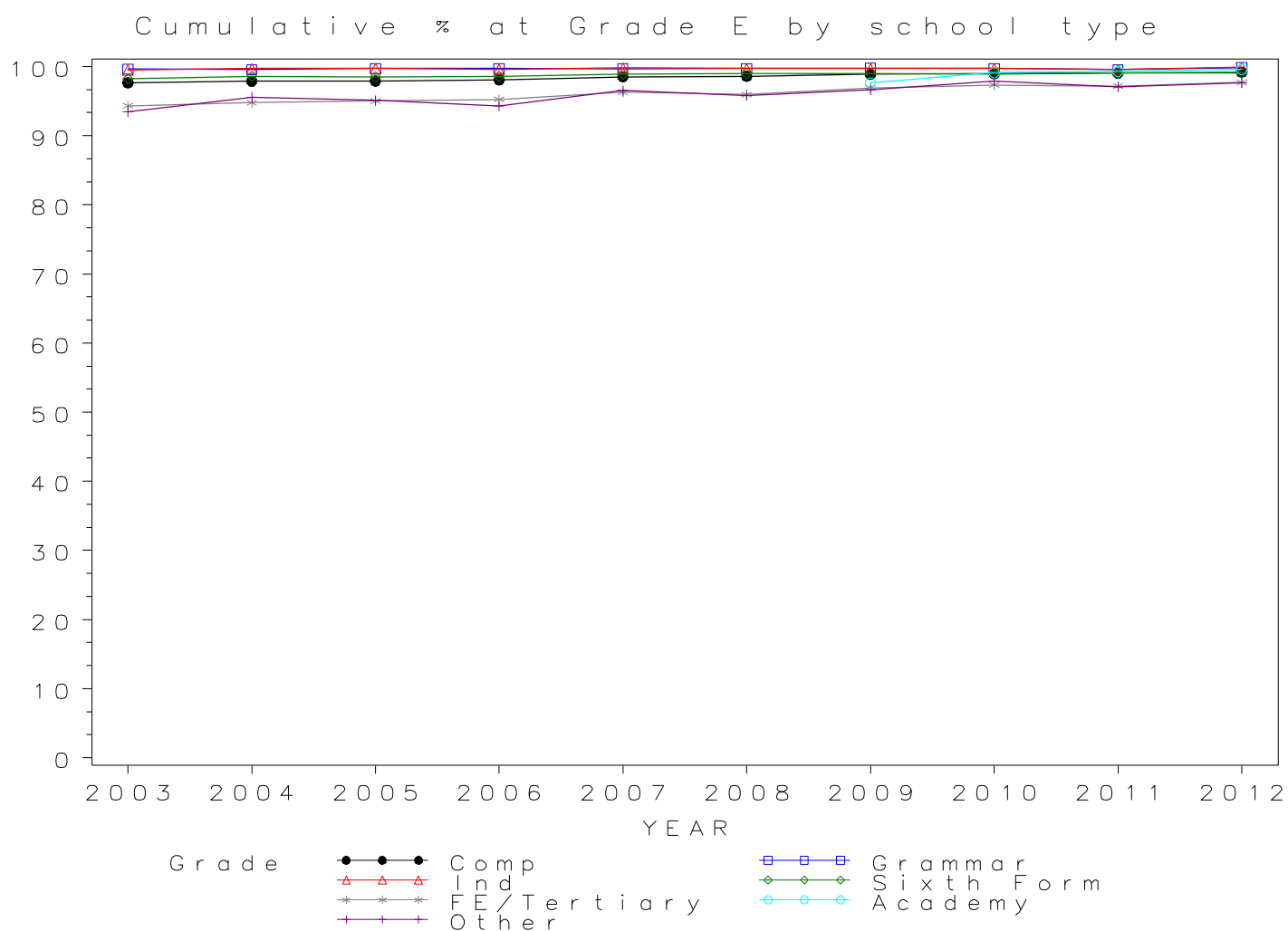


*GCE A Level HISTORY Grade E by school type 2003- 2012
Cumulative Percentages*

School type	2003	2004	2005	2006	2007	2008	2009	2010	2011	2012
Comprehensive	97.7	97.9	97.9	98.1	98.5	98.6	98.9	99.0	99.0	99.2
Grammar	99.6	99.6	99.7	99.7	99.7	99.7	99.8	99.7	99.6	99.8
Independent	99.5	99.7	99.7	99.6	99.8	99.7	99.7	99.7	99.6	99.9
Sixth Form	98.2	98.6	98.5	98.6	98.9	99.0	99.0	98.9	99.1	99.1
FE/Tertiary	94.3	94.8	95.0	95.2	96.3	96.0	96.9	97.3	97.2	97.7
Academy	97.6	99.1	99.3	99.6
Other	93.5	95.6	95.1	94.3	96.5	95.8	96.6	97.9	97.0	97.6

Cumulative Numbers

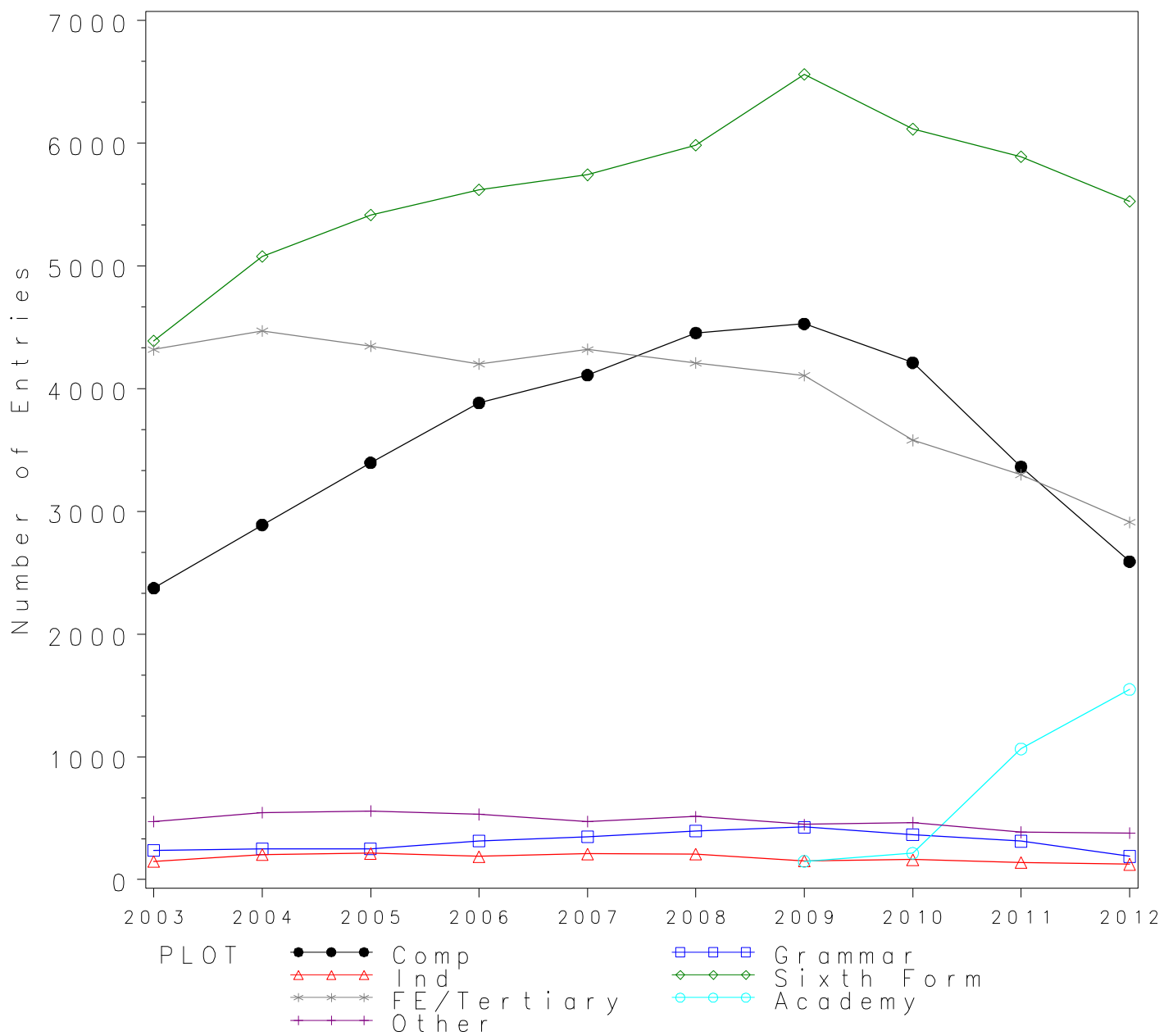
School type	2003	2004	2005	2006	2007	2008	2009	2010	2011	2012
Comprehensive	18182	18950	19685	20734	20656	21848	21902	22369	17382	15669
Grammar	5255	5541	5921	6057	6180	6391	6396	6025	4172	3936
Independent	7036	7310	7322	7369	7558	7763	7737	7657	7379	7784
Sixth Form	5429	5740	6093	6380	6378	6870	7187	7084	7828	8016
FE/Tertiary	3585	3510	3473	3503	3656	3771	3779	3762	4048	3749
Academy	371	899	8664	10765
Other	1046	1057	1200	1020	1055	1180	1376	1163	1367	1555



Numbers of GCE A Level entries in LAW by school type 2003- 2012

School type	2003	2004	2005	2006	2007	2008	2009	2010	2011	2012
Comprehensive	2375	2889	3396	3884	4110	4453	4527	4211	3363	2591
Grammar	237	251	251	315	350	396	428	366	313	189
Independent	147	203	214	188	210	207	153	163	140	125
Sixth Form	4389	5078	5415	5621	5742	5983	6560	6114	5889	5527
FE/Tertiary	4318	4470	4346	4201	4319	4208	4107	3579	3299	2911
Academy	149	215	1065	1549
Other	473	547	558	531	473	513	449	465	386	379

GCE A Level LAW Entries by school type 2003–2012



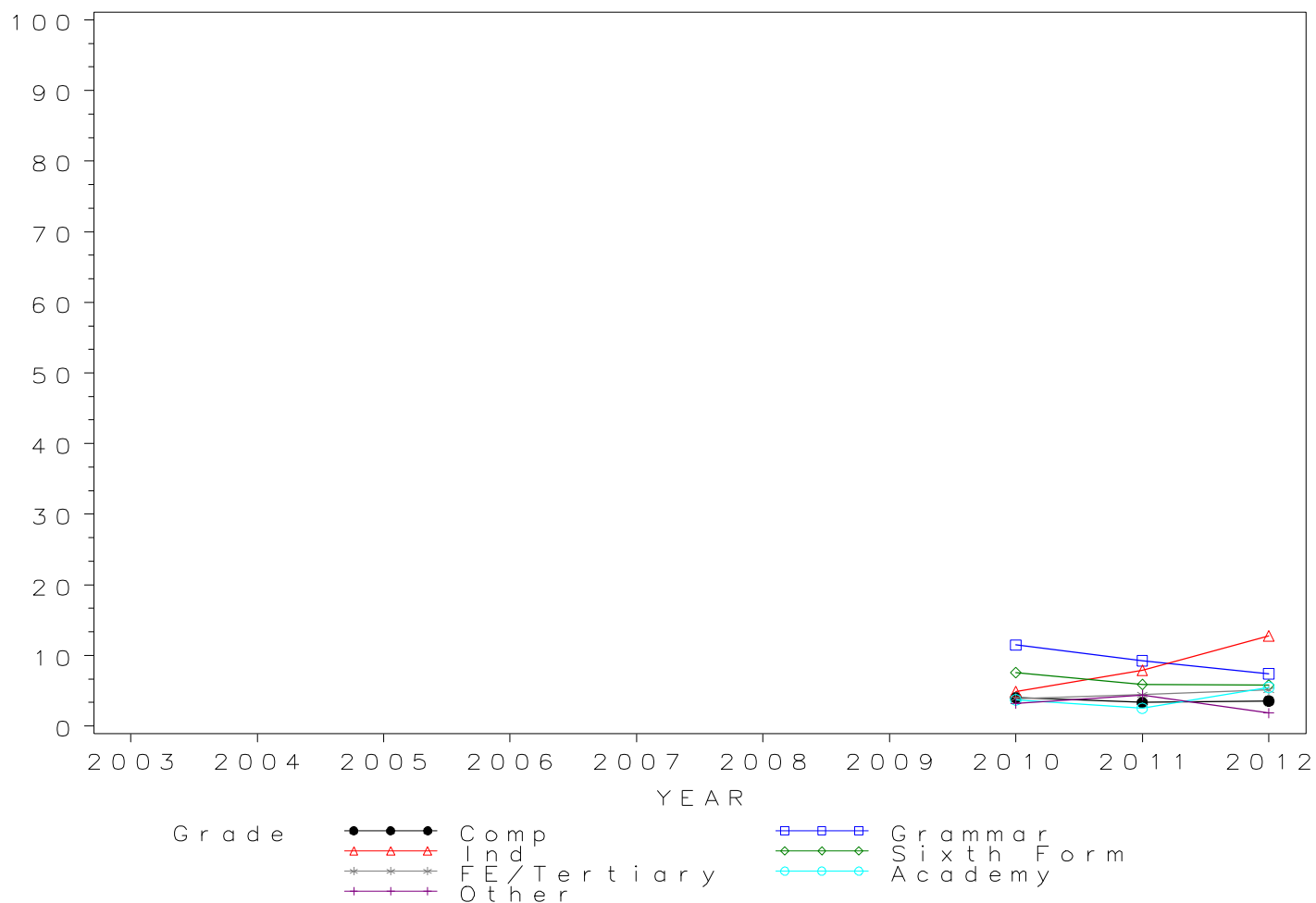
GCE A Level LAW Grade A by school type 2003- 2012
Cumulative Percentages*

School type	2003	2004	2005	2006	2007	2008	2009	2010	2011	2012
Comprehensive	4.0	3.3	3.6
Grammar	11.5	9.3	7.4
Independent	4.9	7.9	12.8
Sixth Form	7.6	5.9	5.8
FE/Tertiary	3.9	4.5	5.1
Academy	3.7	2.5	5.5
Other	3.2	4.4	1.8

Cumulative Numbers

School type	2003	2004	2005	2006	2007	2008	2009	2010	2011	2012
Comprehensive	169	112	92
Grammar	42	29	14
Independent	8	11	16
Sixth Form	465	347	321
FE/Tertiary	140	147	149
Academy	8	27	85
Other	15	17	7

Cumulative % at Grade A* by school type



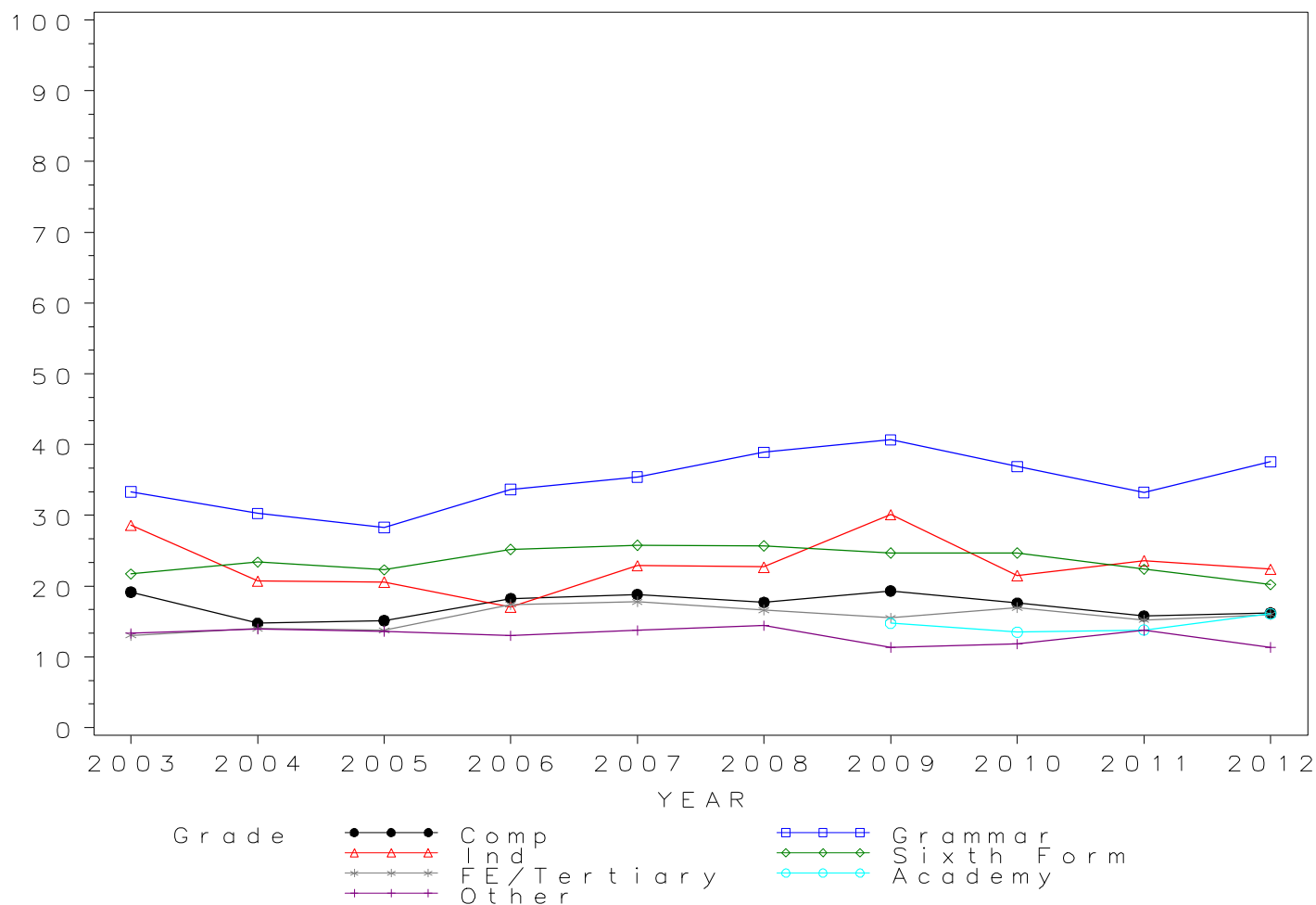
*GCE A Level LAW Grade A by school type 2003- 2012
Cumulative Percentages*

School type	2003	2004	2005	2006	2007	2008	2009	2010	2011	2012
Comprehensive	19.2	14.7	15.1	18.3	18.8	17.7	19.3	17.6	15.8	16.2
Grammar	33.3	30.3	28.3	33.7	35.4	38.9	40.7	36.9	33.2	37.6
Independent	28.6	20.7	20.6	17.0	22.9	22.7	30.1	21.5	23.6	22.4
Sixth Form	21.7	23.4	22.3	25.2	25.8	25.7	24.7	24.7	22.4	20.2
FE/Tertiary	13.0	14.0	13.7	17.4	17.8	16.6	15.5	17.0	15.2	16.0
Academy	14.8	13.5	13.8	16.1
Other	13.3	13.9	13.6	13.0	13.7	14.4	11.4	11.8	13.7	11.3

Cumulative Numbers

School type	2003	2004	2005	2006	2007	2008	2009	2010	2011	2012
Comprehensive	455	426	514	709	774	789	875	741	531	420
Grammar	79	76	71	106	124	154	174	135	104	71
Independent	42	42	44	32	48	47	46	35	33	28
Sixth Form	952	1188	1208	1416	1481	1538	1620	1510	1319	1116
FE/Tertiary	563	625	597	731	769	700	637	607	502	465
Academy	22	29	147	249
Other	63	76	76	69	65	74	51	55	53	43

Cumulative % at Grade A by school type



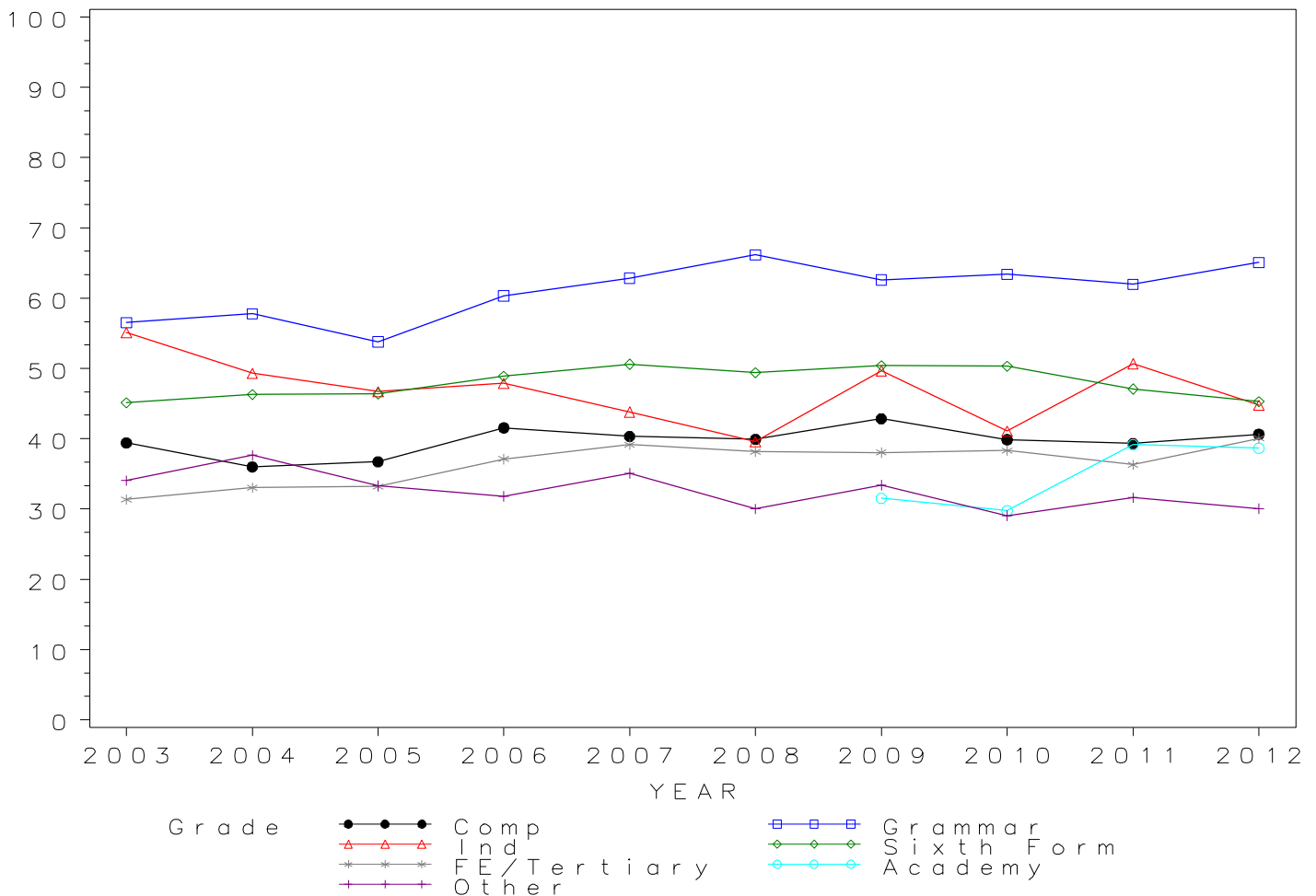
*GCE A Level LAW Grade B by school type 2003- 2012
Cumulative Percentages*

School type	2003	2004	2005	2006	2007	2008	2009	2010	2011	2012
Comprehensive	39.4	36.0	36.7	41.6	40.3	39.9	42.8	39.9	39.3	40.6
Grammar	56.5	57.8	53.8	60.3	62.9	66.2	62.6	63.4	62.0	65.1
Independent	55.1	49.3	46.7	47.9	43.8	39.6	49.7	41.1	50.7	44.8
Sixth Form	45.1	46.3	46.4	48.9	50.6	49.4	50.4	50.3	47.1	45.3
FE/Tertiary	31.4	33.0	33.2	37.1	39.2	38.2	38.0	38.4	36.3	40.1
Academy	31.5	29.8	39.2	38.7
Other	34.0	37.7	33.3	31.8	35.1	30.0	33.4	29.0	31.6	30.1

Cumulative Numbers

School type	2003	2004	2005	2006	2007	2008	2009	2010	2011	2012
Comprehensive	936	1040	1247	1614	1658	1778	1939	1679	1322	1053
Grammar	134	145	135	190	220	262	268	232	194	123
Independent	81	100	100	90	92	82	76	67	71	56
Sixth Form	1979	2351	2513	2749	2905	2956	3306	3075	2774	2504
FE/Tertiary	1354	1476	1443	1559	1693	1607	1562	1373	1198	1166
Academy	47	64	417	599
Other	161	206	186	169	166	154	150	135	122	114

Cumulative % at Grade B by school type



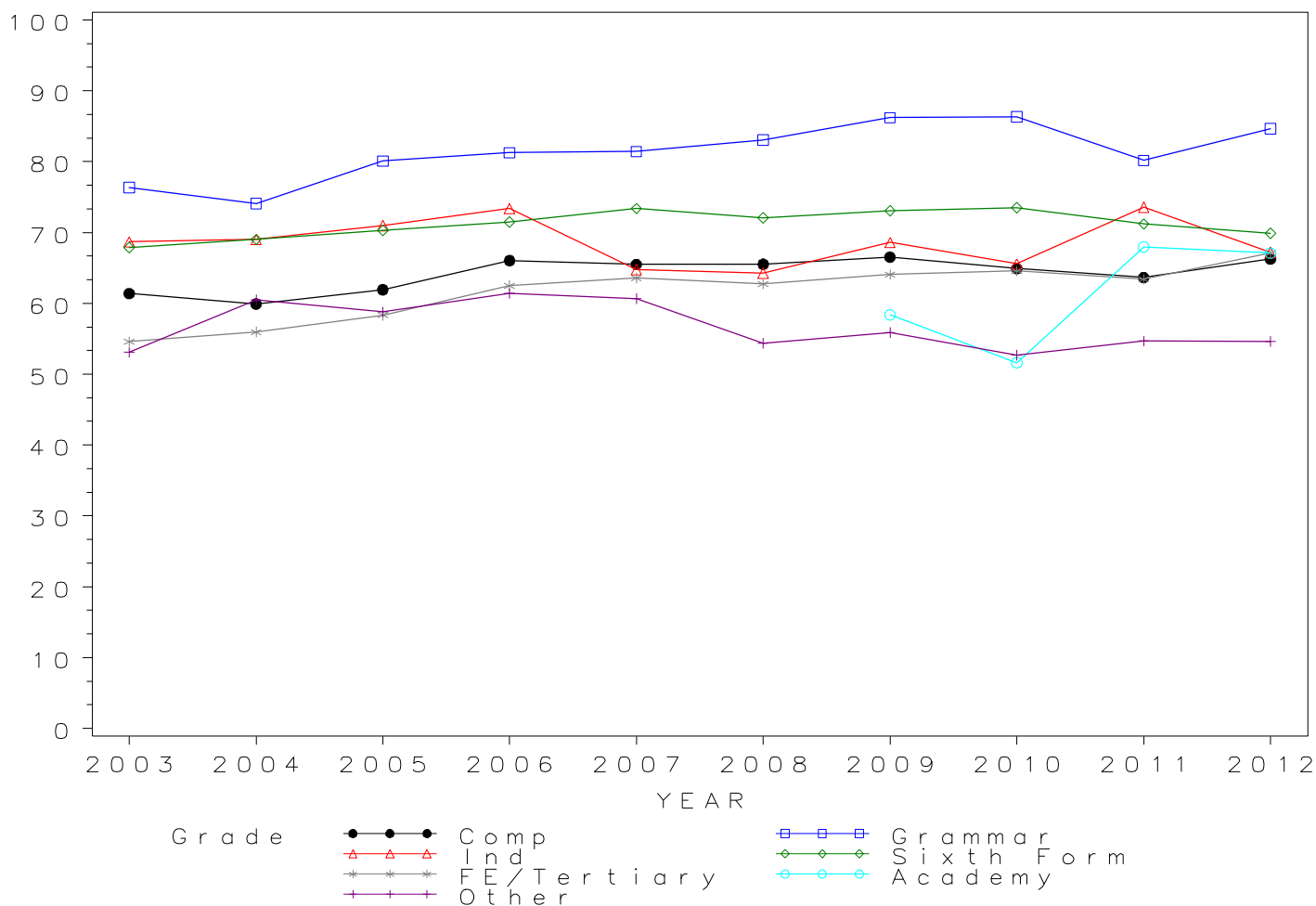
*GCE A Level LAW Grade C by school type 2003- 2012
Cumulative Percentages*

School type	2003	2004	2005	2006	2007	2008	2009	2010	2011	2012
Comprehensive	61.4	59.9	61.9	66.0	65.5	65.5	66.5	64.9	63.6	66.3
Grammar	76.4	74.1	80.1	81.3	81.4	83.1	86.2	86.3	80.2	84.7
Independent	68.7	69.0	71.0	73.4	64.8	64.3	68.6	65.6	73.6	67.2
Sixth Form	67.9	69.0	70.3	71.5	73.4	72.1	73.1	73.5	71.2	69.9
FE/Tertiary	54.6	56.0	58.3	62.5	63.6	62.7	64.1	64.6	63.4	67.1
Academy	58.4	51.6	68.0	67.1
Other	53.1	60.5	58.8	61.4	60.7	54.4	55.9	52.7	54.7	54.6

Cumulative Numbers

School type	2003	2004	2005	2006	2007	2008	2009	2010	2011	2012
Comprehensive	1458	1731	2103	2565	2692	2918	3012	2734	2140	1717
Grammar	181	186	201	256	285	329	369	316	251	160
Independent	101	140	152	138	136	133	105	107	103	84
Sixth Form	2980	3504	3807	4019	4215	4314	4795	4494	4193	3863
FE/Tertiary	2358	2502	2535	2626	2747	2639	2631	2311	2092	1953
Academy	87	111	724	1039
Other	251	331	328	326	287	279	251	245	211	207

Cumulative % at Grade C by school type



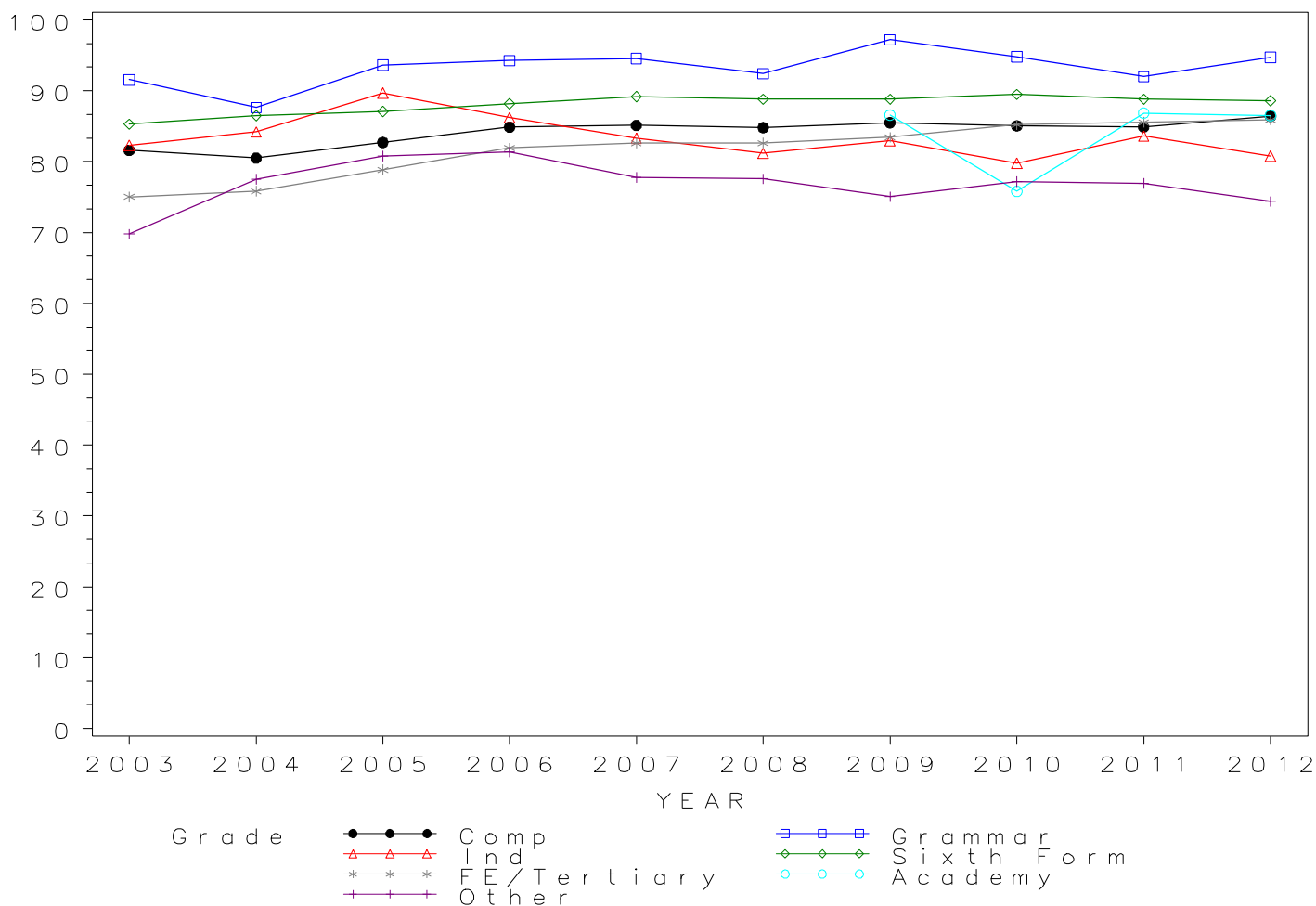
*GCE A Level LAW Grade D by school type 2003- 2012
Cumulative Percentages*

School type	2003	2004	2005	2006	2007	2008	2009	2010	2011	2012
Comprehensive	81.6	80.5	82.7	84.9	85.1	84.8	85.5	85.1	84.9	86.4
Grammar	91.6	87.6	93.6	94.3	94.6	92.4	97.2	94.8	92.0	94.7
Independent	82.3	84.2	89.7	86.2	83.3	81.2	83.0	79.8	83.6	80.8
Sixth Form	85.3	86.5	87.1	88.2	89.2	88.8	88.8	89.5	88.8	88.6
FE/Tertiary	75.0	75.8	78.9	82.0	82.6	82.6	83.4	85.2	85.6	85.9
Academy	86.6	75.8	86.9	86.5
Other	69.8	77.5	80.8	81.4	77.8	77.6	75.1	77.2	76.9	74.4

Cumulative Numbers

School type	2003	2004	2005	2006	2007	2008	2009	2010	2011	2012
Comprehensive	1938	2326	2809	3296	3498	3777	3871	3582	2855	2239
Grammar	217	220	235	297	331	366	416	347	288	179
Independent	121	171	192	162	175	168	127	130	117	101
Sixth Form	3744	4392	4716	4958	5122	5313	5825	5472	5229	4897
FE/Tertiary	3240	3390	3427	3443	3569	3477	3427	3049	2823	2500
Academy	129	163	925	1340
Other	330	424	451	432	368	398	337	359	297	282

Cumulative % at Grade D by school type

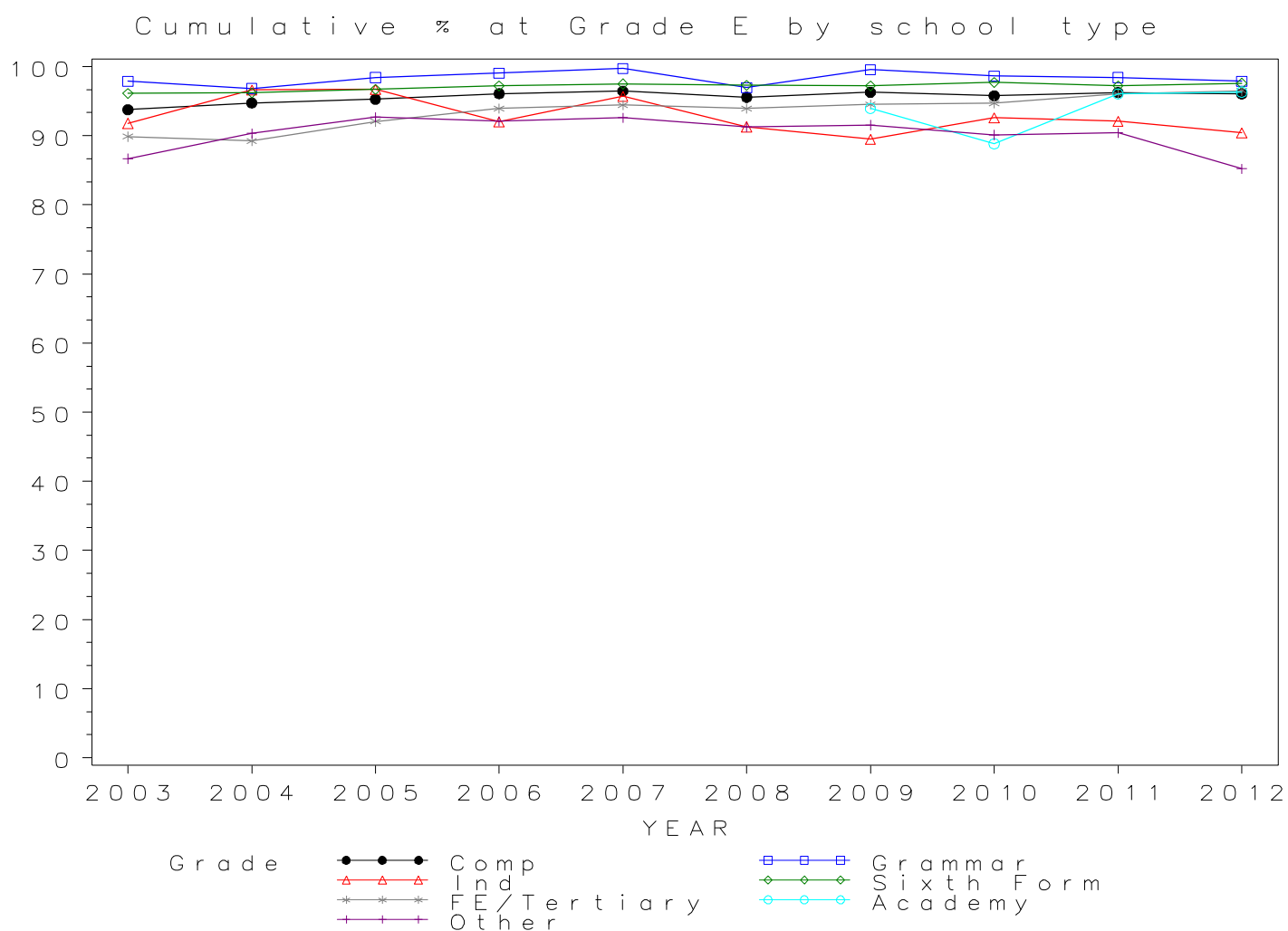


*GCE A Level LAW Grade E by school type 2003- 2012
Cumulative Percentages*

School type	2003	2004	2005	2006	2007	2008	2009	2010	2011	2012
Comprehensive	93.8	94.7	95.3	96.1	96.4	95.6	96.3	95.8	96.3	96.1
Grammar	97.9	96.8	98.4	99.0	99.7	97.0	99.5	98.6	98.4	97.9
Independent	91.8	96.6	96.7	92.0	95.7	91.3	89.5	92.6	92.1	90.4
Sixth Form	96.1	96.2	96.7	97.2	97.5	97.3	97.2	97.7	97.2	97.6
FE/Tertiary	89.9	89.3	92.1	93.9	94.4	93.9	94.5	94.7	96.0	96.5
Academy	94.0	88.8	96.1	96.3
Other	86.7	90.3	92.7	92.1	92.6	91.2	91.5	90.1	90.4	85.2

Cumulative Numbers

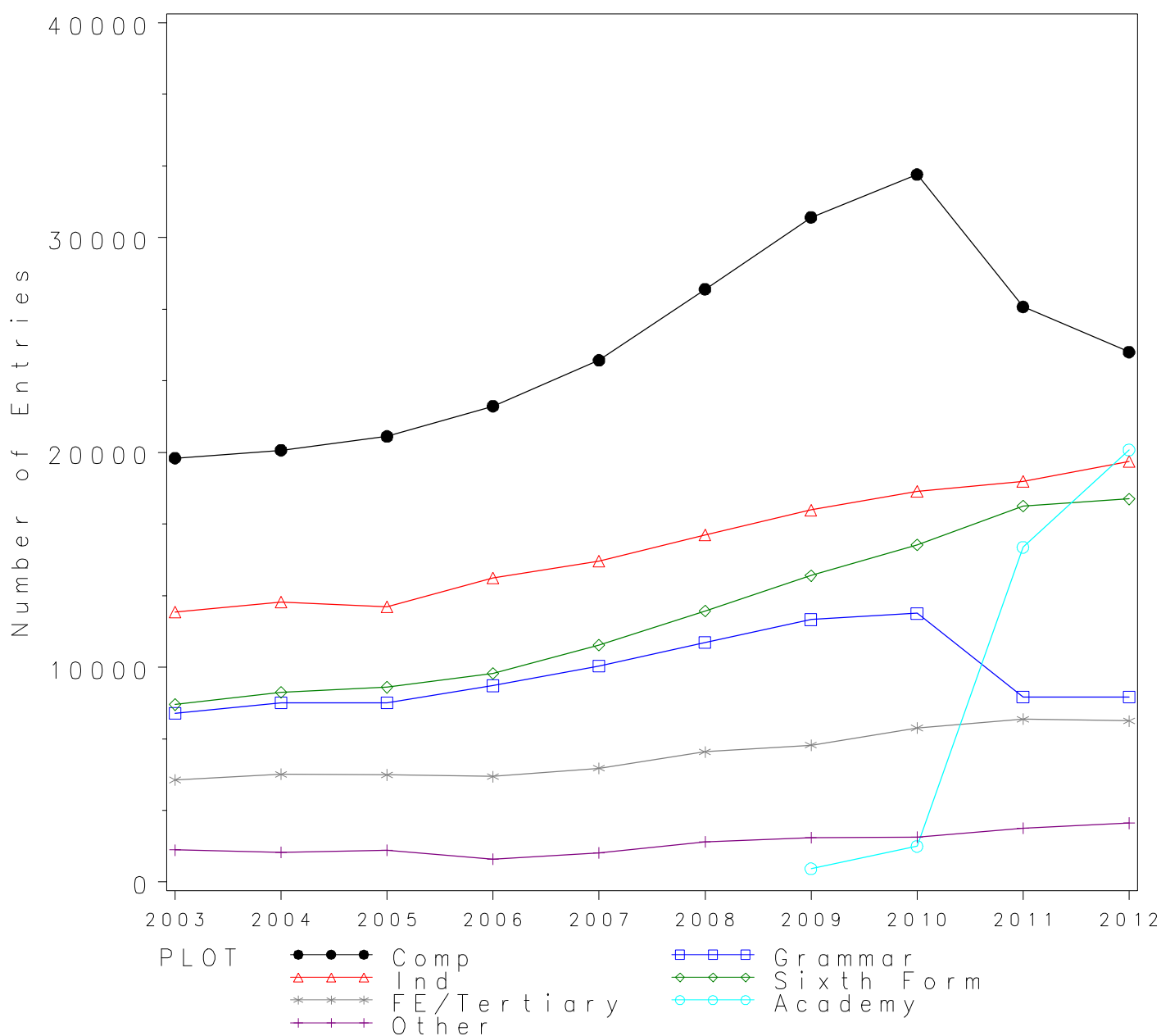
School type	2003	2004	2005	2006	2007	2008	2009	2010	2011	2012
Comprehensive	2227	2737	3236	3732	3964	4256	4359	4033	3237	2489
Grammar	232	243	247	312	349	384	426	361	308	185
Independent	135	196	207	173	201	189	137	151	129	113
Sixth Form	4218	4885	5236	5464	5598	5821	6376	5973	5724	5394
FE/Tertiary	3881	3990	4001	3946	4079	3953	3882	3389	3168	2809
Academy	140	191	1023	1492
Other	410	494	517	489	438	468	411	419	349	323



Numbers of GCE A Level entries in MATHEMATICS by school type 2003- 2012

School type	2003	2004	2005	2006	2007	2008	2009	2010	2011	2012
Comprehensive	19734	20101	20747	22154	24292	27598	30945	32938	26776	24671
Grammar	7859	8340	8341	9141	10059	11153	12220	12507	8620	8616
Independent	12567	13031	12821	14158	14944	16156	17321	18184	18652	19576
Sixth Form	8263	8841	9067	9711	11028	12618	14265	15700	17506	17834
FE/Tertiary	4754	5017	4988	4913	5300	6058	6374	7177	7581	7499
Academy	621	1663	15584	20118
Other	1490	1378	1476	1074	1354	1874	2068	2088	2501	2741

GCE A Level MATHEMATICS Entries by school type 2003–2012



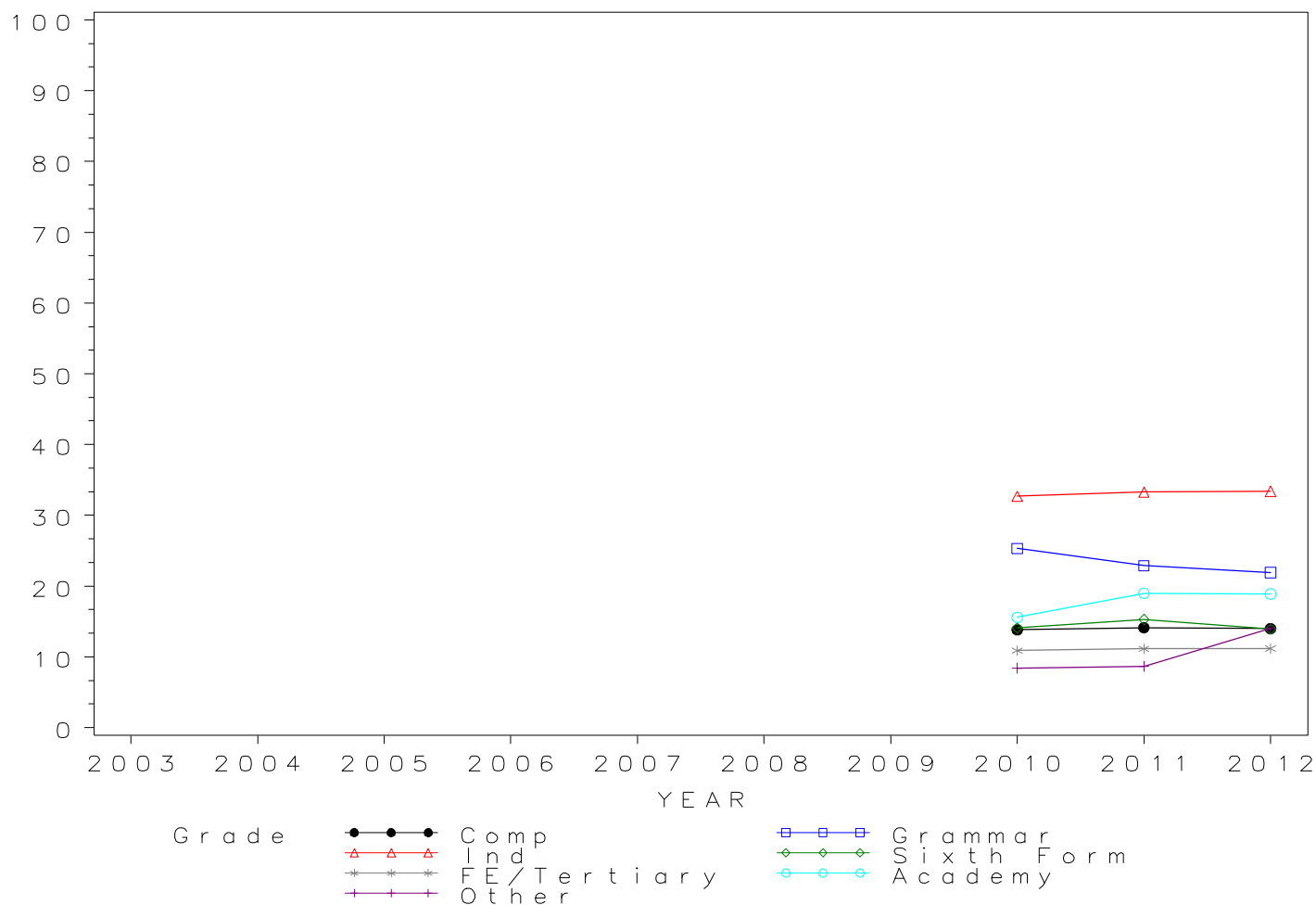
GCE A Level MATHEMATICS Grade A by school type 2003- 2012
Cumulative Percentages*

School type	2003	2004	2005	2006	2007	2008	2009	2010	2011	2012
Comprehensive	13.8	14.1	14.0
Grammar	25.3	22.9	21.9
Independent	32.7	33.3	33.4
Sixth Form	14.1	15.3	13.9
FE/Tertiary	10.9	11.2	11.2
Academy	15.6	19.0	18.9
Other	8.4	8.7	14.0

Cumulative Numbers

School type	2003	2004	2005	2006	2007	2008	2009	2010	2011	2012
Comprehensive	4561	3785	3451
Grammar	3169	1972	1890
Independent	5946	6211	6538
Sixth Form	2214	2678	2479
FE/Tertiary	781	846	839
Academy	259	2961	3802
Other	176	217	385

Cumulative % at Grade A* by school type



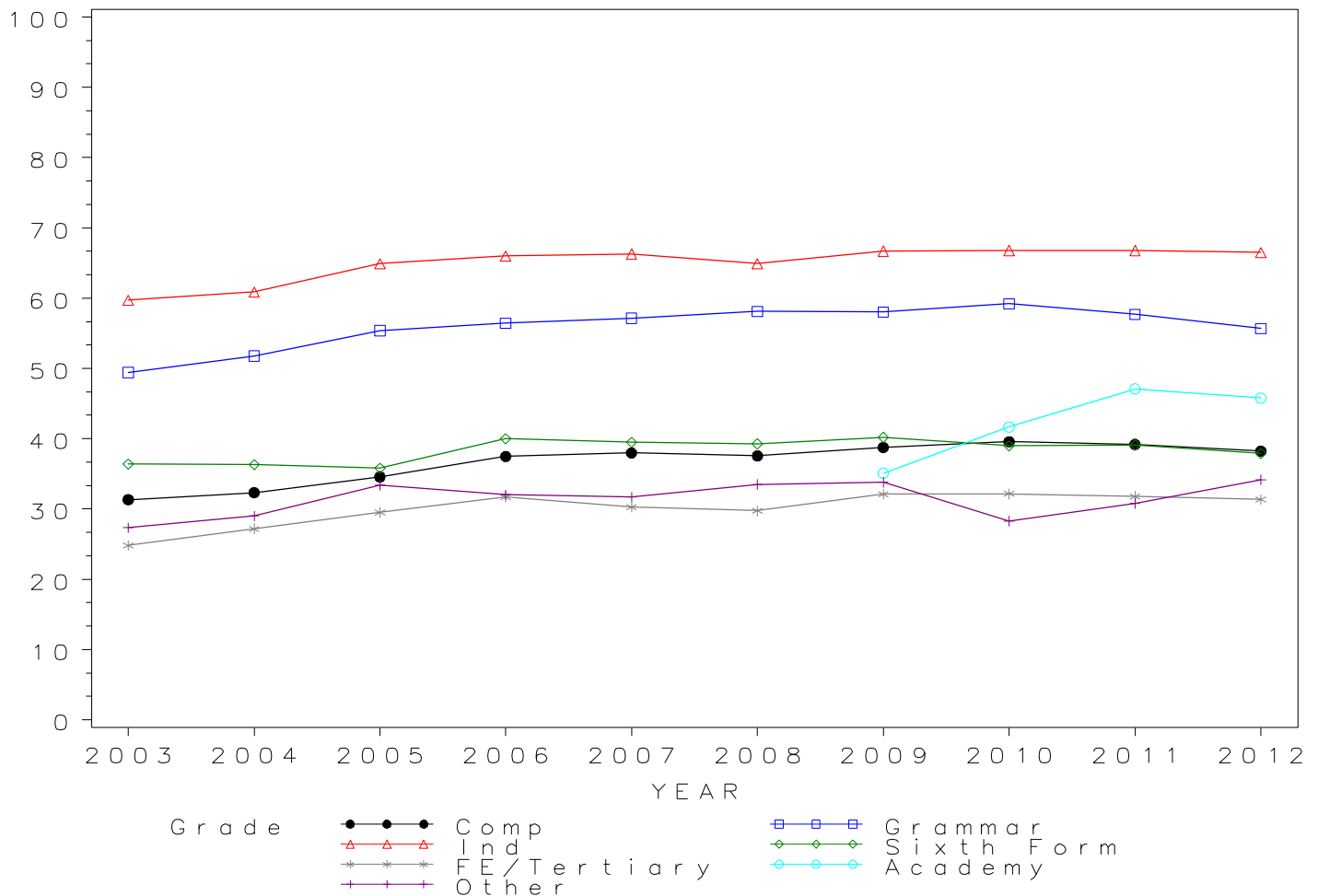
*GCE A Level MATHEMATICS Grade A by school type 2003- 2012
Cumulative Percentages*

School type	2003	2004	2005	2006	2007	2008	2009	2010	2011	2012
Comprehensive	31.3	32.3	34.6	37.5	38.0	37.6	38.8	39.6	39.2	38.2
Grammar	49.4	51.8	55.4	56.4	57.2	58.1	58.0	59.2	57.7	55.7
Independent	59.7	60.9	64.9	66.0	66.3	64.9	66.7	66.8	66.8	66.5
Sixth Form	36.4	36.3	35.8	40.0	39.5	39.3	40.2	39.0	39.1	37.9
FE/Tertiary	24.8	27.2	29.6	31.7	30.3	29.7	32.1	32.2	31.8	31.4
Academy	35.1	41.7	47.1	45.8
Other	27.3	29.0	33.4	32.0	31.7	33.5	33.8	28.3	30.8	34.2

Cumulative Numbers

School type	2003	2004	2005	2006	2007	2008	2009	2010	2011	2012
Comprehensive	6184	6501	7174	8306	9231	10367	11996	13036	10494	9435
Grammar	3885	4320	4620	5160	5749	6482	7093	7407	4975	4796
Independent	7502	7936	8321	9344	9908	10485	11553	12147	12460	13018
Sixth Form	3008	3209	3246	3884	4356	4959	5735	6123	6845	6759
FE/Tertiary	1180	1365	1474	1559	1605	1802	2046	2309	2411	2353
Academy	218	693	7340	9214
Other	407	400	493	344	429	628	700	591	771	937

Cumulative % at Grade A by school type



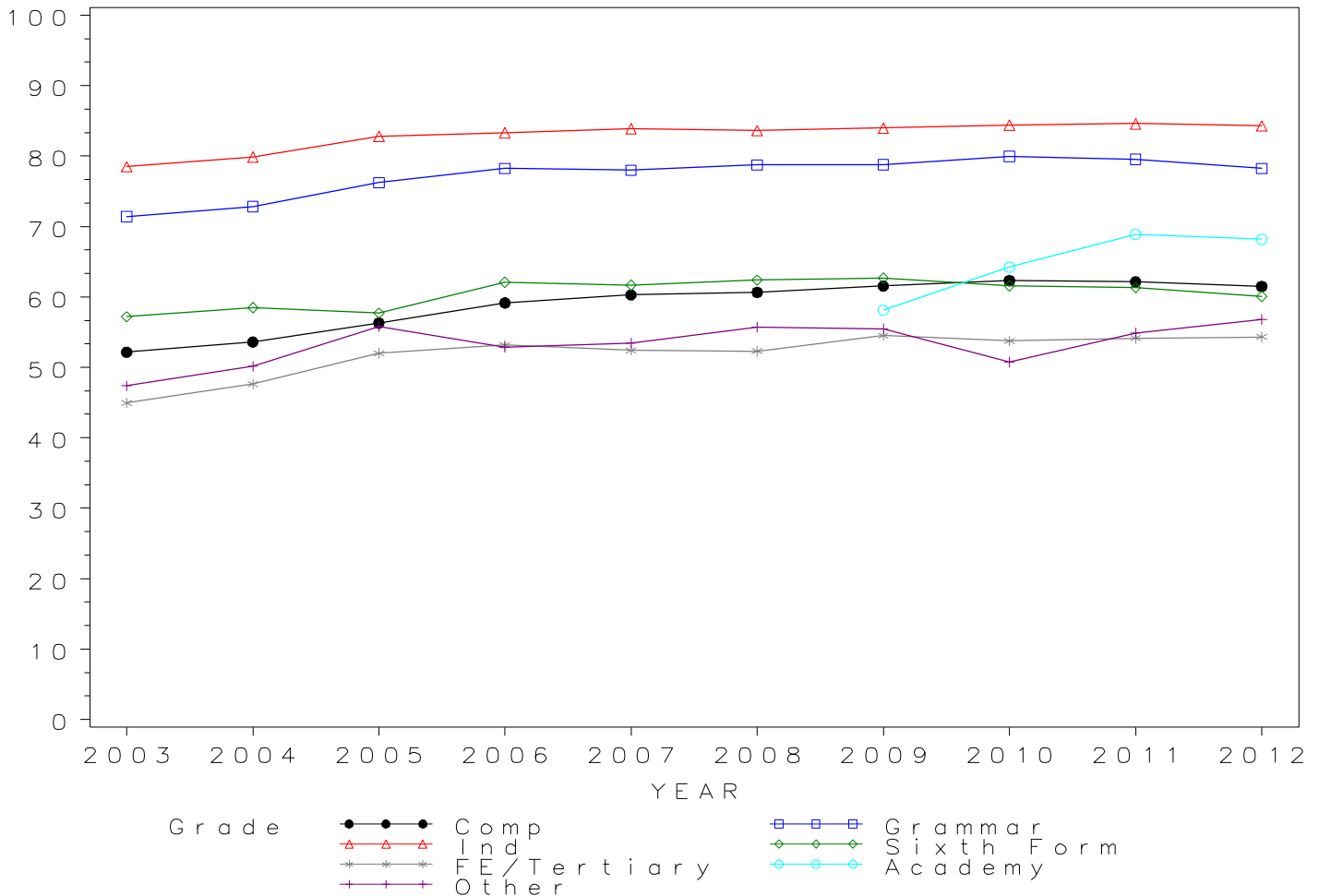
*GCE A Level MATHEMATICS Grade B by school type 2003- 2012
Cumulative Percentages*

School type	2003	2004	2005	2006	2007	2008	2009	2010	2011	2012
Comprehensive	52.2	53.6	56.3	59.2	60.3	60.7	61.5	62.3	62.2	61.5
Grammar	71.4	72.9	76.2	78.3	78.0	78.7	78.8	80.0	79.5	78.3
Independent	78.5	79.9	82.8	83.3	83.9	83.6	84.0	84.4	84.6	84.3
Sixth Form	57.2	58.5	57.7	62.1	61.7	62.4	62.7	61.6	61.3	60.1
FE/Tertiary	44.9	47.6	52.0	53.2	52.4	52.3	54.5	53.7	54.1	54.3
Academy	58.1	64.2	68.9	68.2
Other	47.4	50.1	55.8	52.9	53.5	55.7	55.5	50.8	54.9	56.8

Cumulative Numbers

School type	2003	2004	2005	2006	2007	2008	2009	2010	2011	2012
Comprehensive	10293	10776	11681	13105	14647	16741	19044	20532	16645	15173
Grammar	5611	6076	6357	7153	7847	8781	9628	10000	6856	6743
Independent	9865	10412	10616	11794	12538	13506	14550	15347	15780	16503
Sixth Form	4726	5172	5232	6031	6804	7874	8944	9671	10731	10718
FE/Tertiary	2136	2390	2595	2612	2778	3168	3477	3857	4104	4072
Academy	361	1068	10737	13720
Other	706	691	824	568	724	1044	1147	1060	1373	1557

Cumulative % at Grade B by school type



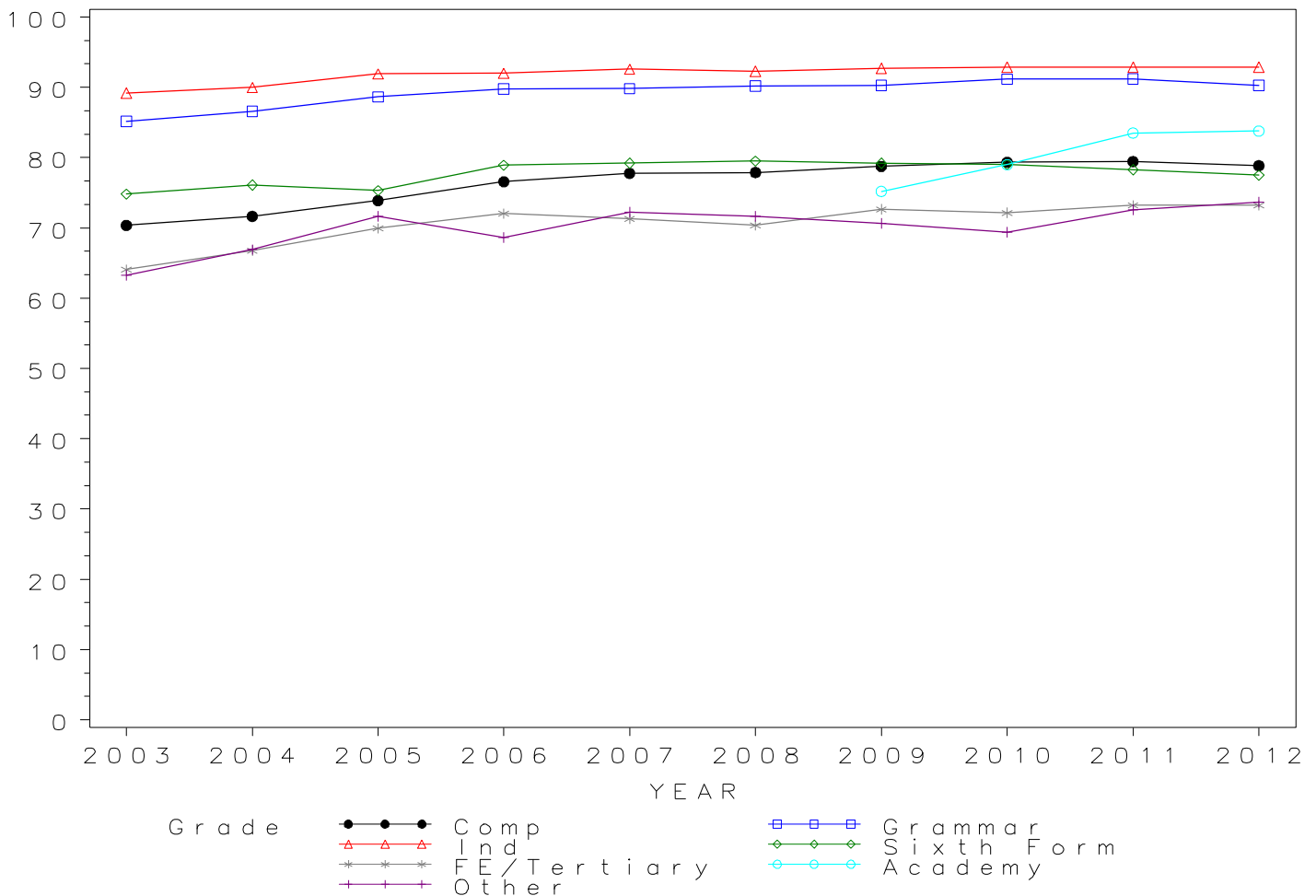
*GCE A Level MATHEMATICS Grade C by school type 2003- 2012
Cumulative Percentages*

School type	2003	2004	2005	2006	2007	2008	2009	2010	2011	2012
Comprehensive	70.4	71.6	73.9	76.6	77.8	77.9	78.8	79.3	79.4	78.9
Grammar	85.2	86.6	88.6	89.8	89.8	90.2	90.3	91.2	91.2	90.3
Independent	89.2	90.0	91.9	92.0	92.6	92.3	92.7	92.9	92.9	92.9
Sixth Form	74.8	76.1	75.3	78.9	79.2	79.5	79.2	79.0	78.3	77.5
FE/Tertiary	64.1	66.8	69.9	72.0	71.3	70.4	72.7	72.2	73.2	73.2
Academy	75.2	79.0	83.5	83.8
Other	63.3	66.9	71.7	68.6	72.2	71.7	70.6	69.4	72.6	73.7

Cumulative Numbers

School type	2003	2004	2005	2006	2007	2008	2009	2010	2011	2012
Comprehensive	13887	14402	15331	16966	18892	21495	24371	26132	21273	19454
Grammar	6692	7223	7394	8207	9035	10059	11030	11401	7862	7777
Independent	11210	11728	11782	13025	13838	14912	16057	16893	17328	18186
Sixth Form	6181	6728	6827	7662	8734	10031	11298	12403	13707	13821
FE/Tertiary	3045	3351	3488	3539	3777	4263	4631	5179	5550	5490
Academy	467	1314	13013	16859
Other	943	922	1058	737	978	1343	1461	1449	1815	2019

Cumulative % at Grade C by school type



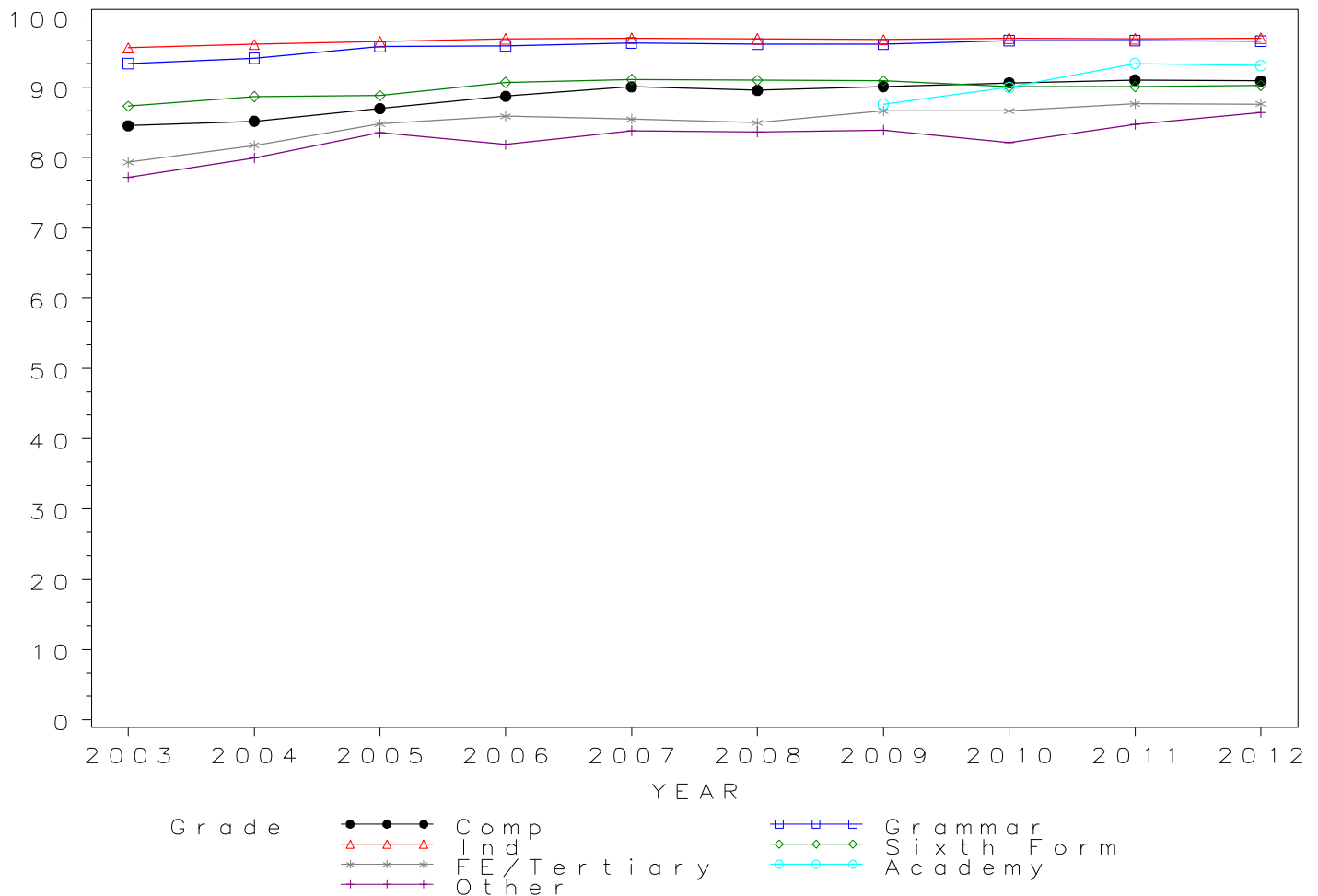
*GCE A Level MATHEMATICS Grade D by school type 2003- 2012
Cumulative Percentages*

School type	2003	2004	2005	2006	2007	2008	2009	2010	2011	2012
Comprehensive	84.6	85.2	87.0	88.7	90.1	89.6	90.1	90.6	91.0	90.9
Grammar	93.4	94.1	95.8	95.9	96.3	96.2	96.1	96.7	96.6	96.6
Independent	95.6	96.1	96.5	96.9	97.0	96.9	96.8	97.0	96.9	97.0
Sixth Form	87.3	88.7	88.8	90.7	91.1	91.0	90.9	90.1	90.1	90.3
FE/Tertiary	79.4	81.7	84.8	85.9	85.5	85.0	86.6	86.6	87.7	87.6
Academy	87.6	90.0	93.4	93.1
Other	77.2	80.0	83.5	81.8	83.8	83.7	83.9	82.1	84.7	86.4

Cumulative Numbers

School type	2003	2004	2005	2006	2007	2008	2009	2010	2011	2012
Comprehensive	16686	17122	18043	19653	21879	24715	27888	29854	24376	22429
Grammar	7338	7852	7988	8766	9689	10724	11746	12089	8331	8320
Independent	12014	12523	12372	13719	14496	15655	16767	17638	18074	18989
Sixth Form	7214	7842	8051	8808	10047	11482	12967	14146	15773	16104
FE/Tertiary	3773	4101	4230	4221	4531	5147	5522	6217	6647	6569
Academy	544	1497	14555	18730
Other	1150	1102	1233	879	1135	1568	1735	1714	2119	2369

Cumulative % at Grade D by school type

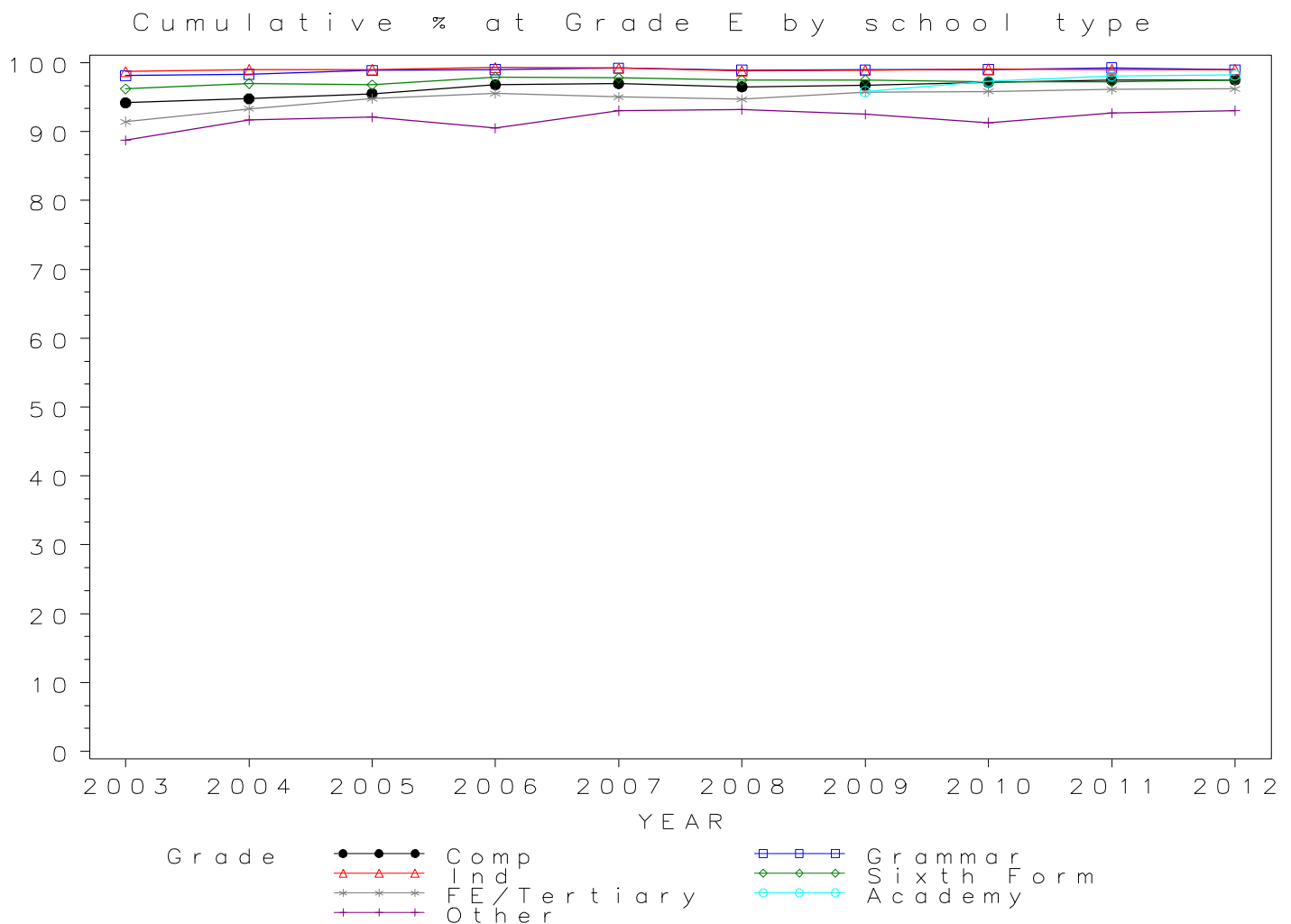


*GCE A Level MATHEMATICS Grade E by school type 2003- 2012
Cumulative Percentages*

School type	2003	2004	2005	2006	2007	2008	2009	2010	2011	2012
Comprehensive	94.2	94.8	95.5	96.8	97.0	96.5	96.8	97.2	97.5	97.5
Grammar	98.1	98.3	98.9	99.0	99.2	98.9	99.0	99.0	99.3	99.0
Independent	98.7	99.0	99.0	99.3	99.2	98.8	98.9	99.1	99.0	99.0
Sixth Form	96.2	97.0	96.8	97.9	97.8	97.5	97.5	97.2	97.2	97.5
FE/Tertiary	91.4	93.3	94.8	95.5	95.0	94.7	95.7	95.8	96.1	96.2
Academy	95.8	97.3	98.1	98.2
Other	88.7	91.7	92.1	90.5	93.1	93.2	92.5	91.3	92.7	93.1

Cumulative Numbers

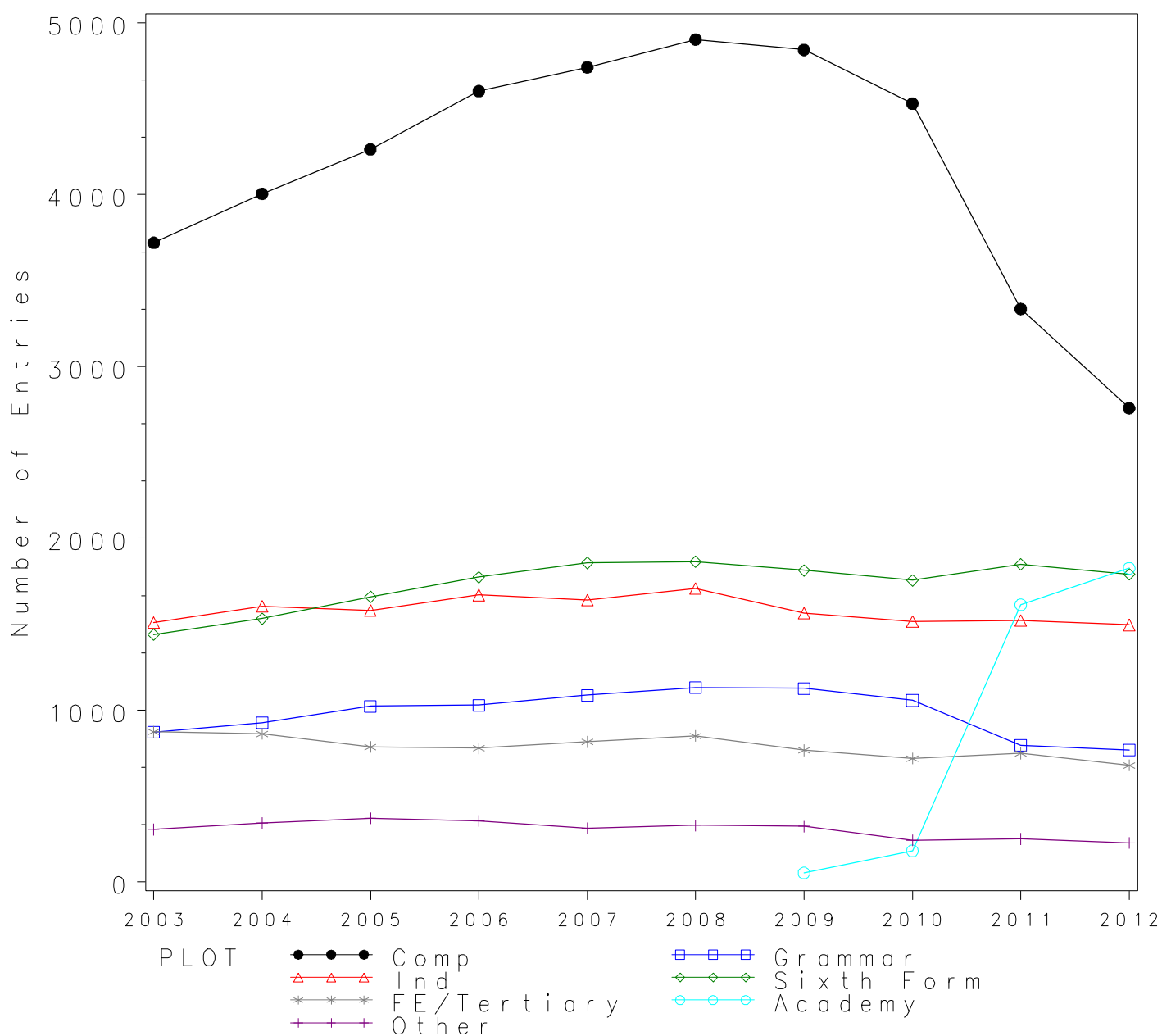
School type	2003	2004	2005	2006	2007	2008	2009	2010	2011	2012
Comprehensive	18584	19052	19812	21446	23558	26632	29941	32009	26102	24058
Grammar	7710	8201	8247	9049	9978	11033	12093	12385	8556	8526
Independent	12404	12901	12693	14059	14824	15962	17130	18020	18465	19380
Sixth Form	7949	8576	8777	9507	10785	12303	13908	15260	17016	17388
FE/Tertiary	4347	4681	4728	4693	5036	5737	6103	6877	7286	7216
Academy	595	1618	15288	19756
Other	1322	1264	1359	972	1260	1747	1913	1906	2318	2551



Numbers of GCE A Level entries in MUSIC by school type 2003-2012

School type	2003	2004	2005	2006	2007	2008	2009	2010	2011	2012
Comprehensive	3720	4005	4264	4603	4741	4903	4843	4530	3335	2758
Grammar	873	928	1023	1029	1087	1131	1127	1057	795	768
Independent	1510	1605	1581	1671	1642	1708	1565	1517	1522	1497
Sixth Form	1440	1533	1659	1774	1857	1865	1814	1756	1850	1791
FE/Tertiary	874	862	786	779	816	850	767	719	749	679
Academy	53	182	1614	1826
Other	306	343	371	357	314	330	324	243	251	227

GCE A Level MUSIC Entries by school type 2003–2012



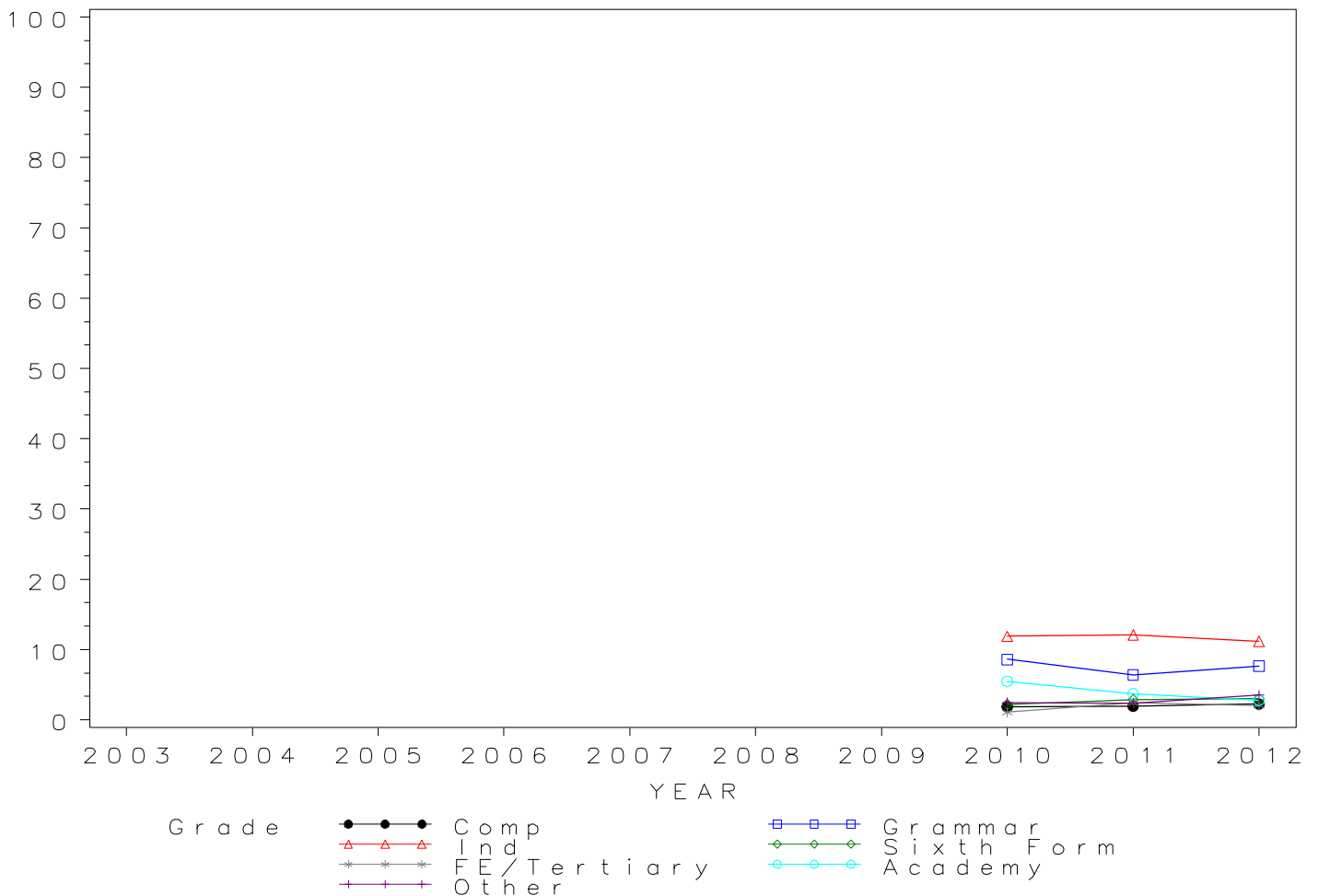
GCE A Level MUSIC Grade A by school type 2003- 2012
Cumulative Percentages*

School type	2003	2004	2005	2006	2007	2008	2009	2010	2011	2012
Comprehensive	1.9	1.9	2.2
Grammar	8.6	6.4	7.7
Independent	11.9	12.1	11.2
Sixth Form	2.2	2.9	3.0
FE/Tertiary	1.1	2.4	2.1
Academy	5.5	3.7	2.8
Other	2.5	2.4	3.5

Cumulative Numbers

School type	2003	2004	2005	2006	2007	2008	2009	2010	2011	2012
Comprehensive	85	65	62
Grammar	91	51	59
Independent	181	184	168
Sixth Form	39	54	54
FE/Tertiary	8	18	14
Academy	10	60	51
Other	6	6	8

Cumulative % at Grade A* by school type



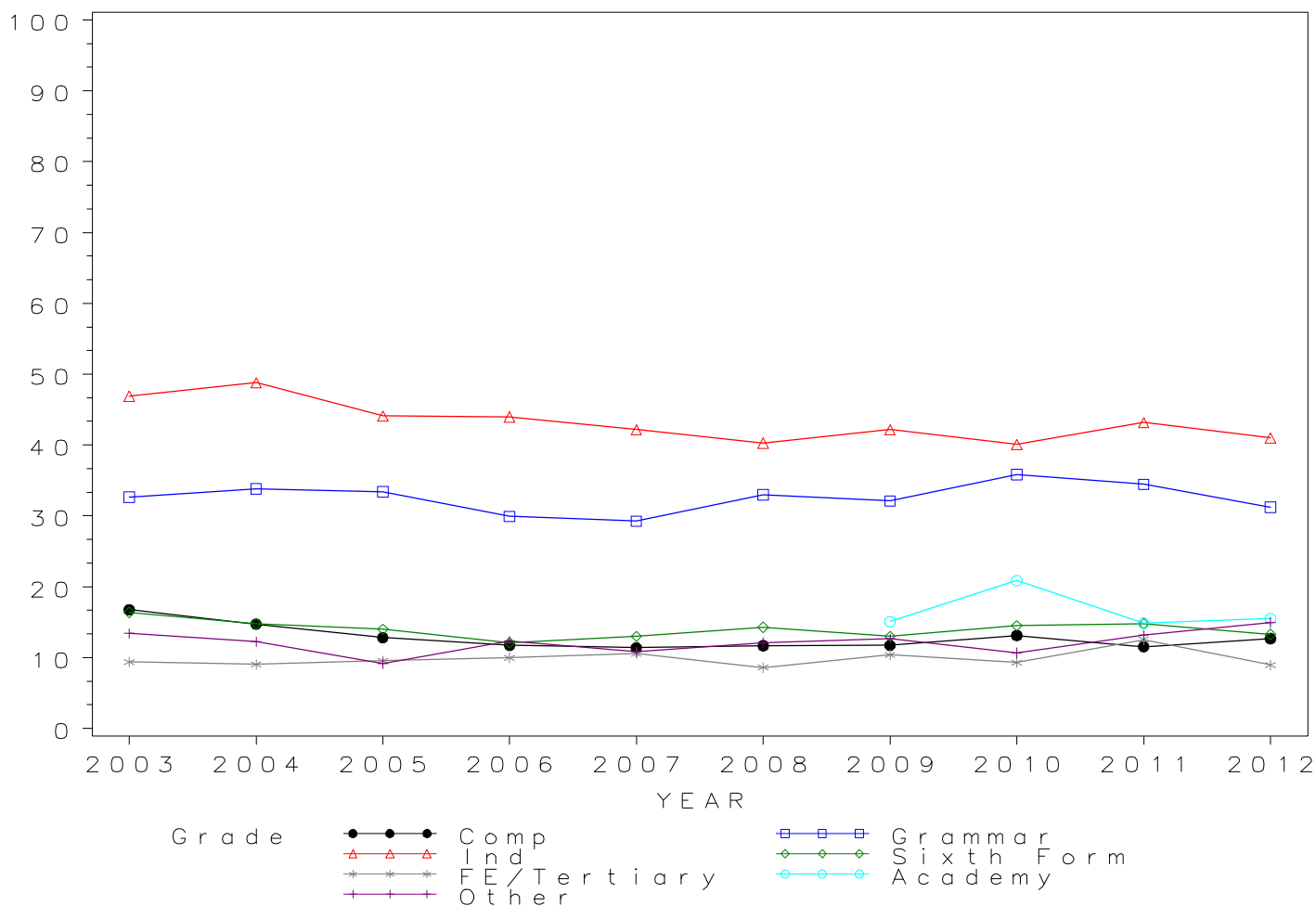
*GCE A Level MUSIC Grade A by school type 2003- 2012
Cumulative Percentages*

School type	2003	2004	2005	2006	2007	2008	2009	2010	2011	2012
Comprehensive	16.8	14.7	12.8	11.8	11.4	11.7	11.7	13.1	11.5	12.7
Grammar	32.6	33.8	33.4	29.9	29.3	33.0	32.1	35.9	34.5	31.3
Independent	46.9	48.8	44.1	44.0	42.2	40.3	42.2	40.1	43.2	41.0
Sixth Form	16.4	14.8	14.0	12.1	13.0	14.3	13.0	14.5	14.8	13.3
FE/Tertiary	9.4	9.0	9.5	10.0	10.5	8.6	10.4	9.3	12.6	9.0
Academy	15.1	20.9	14.9	15.5
Other	13.4	12.2	9.2	12.3	10.8	12.1	12.7	10.7	13.1	15.0

Cumulative Numbers

School type	2003	2004	2005	2006	2007	2008	2009	2010	2011	2012
Comprehensive	624	590	546	541	540	573	568	595	385	350
Grammar	285	314	342	308	318	373	362	379	274	240
Independent	708	783	697	735	693	688	660	608	658	614
Sixth Form	236	227	232	215	241	267	236	255	274	238
FE/Tertiary	82	78	75	78	86	73	80	67	94	61
Academy	8	38	240	283
Other	41	42	34	44	34	40	41	26	33	34

Cumulative % at Grade A by school type



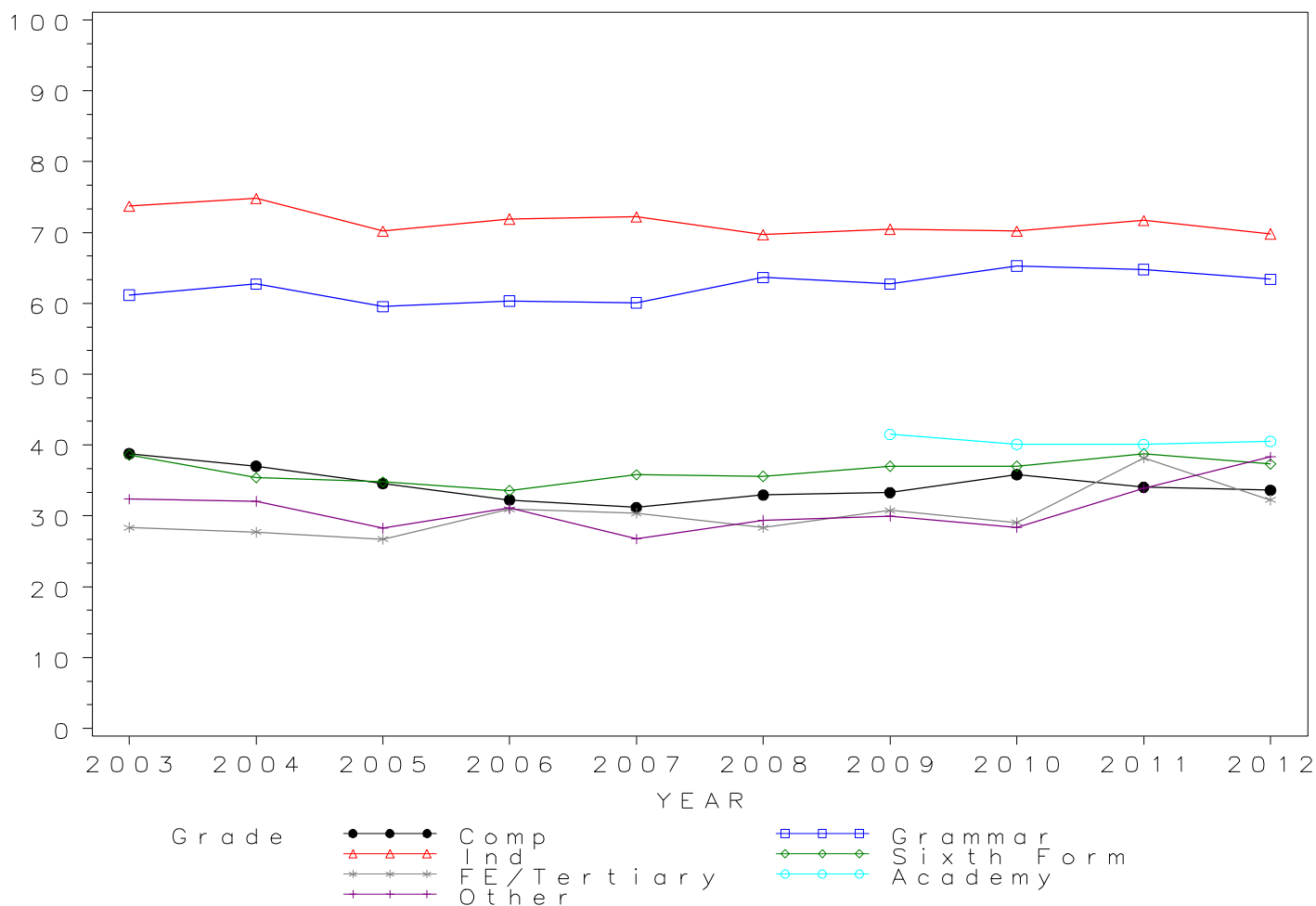
*GCE A Level MUSIC Grade B by school type 2003- 2012
Cumulative Percentages*

School type	2003	2004	2005	2006	2007	2008	2009	2010	2011	2012
Comprehensive	38.8	37.0	34.6	32.3	31.2	32.9	33.3	35.8	34.1	33.6
Grammar	61.2	62.7	59.5	60.3	60.1	63.7	62.7	65.3	64.8	63.4
Independent	73.7	74.8	70.2	71.9	72.2	69.7	70.5	70.2	71.7	69.8
Sixth Form	38.6	35.4	34.8	33.6	35.8	35.6	37.0	37.0	38.8	37.3
FE/Tertiary	28.4	27.7	26.7	30.9	30.4	28.4	30.8	29.1	38.2	32.3
Academy	41.5	40.1	40.1	40.5
Other	32.4	32.1	28.3	31.1	26.8	29.4	29.9	28.4	33.9	38.3

Cumulative Numbers

School type	2003	2004	2005	2006	2007	2008	2009	2010	2011	2012
Comprehensive	1443	1483	1474	1485	1479	1615	1613	1623	1136	927
Grammar	534	582	609	621	653	720	707	690	515	487
Independent	1113	1201	1110	1201	1186	1190	1103	1065	1091	1045
Sixth Form	556	543	577	596	665	664	671	650	718	668
FE/Tertiary	248	239	210	241	248	241	236	209	286	219
Academy	22	73	647	740
Other	99	110	105	111	84	97	97	69	85	87

Cumulative % at Grade B by school type



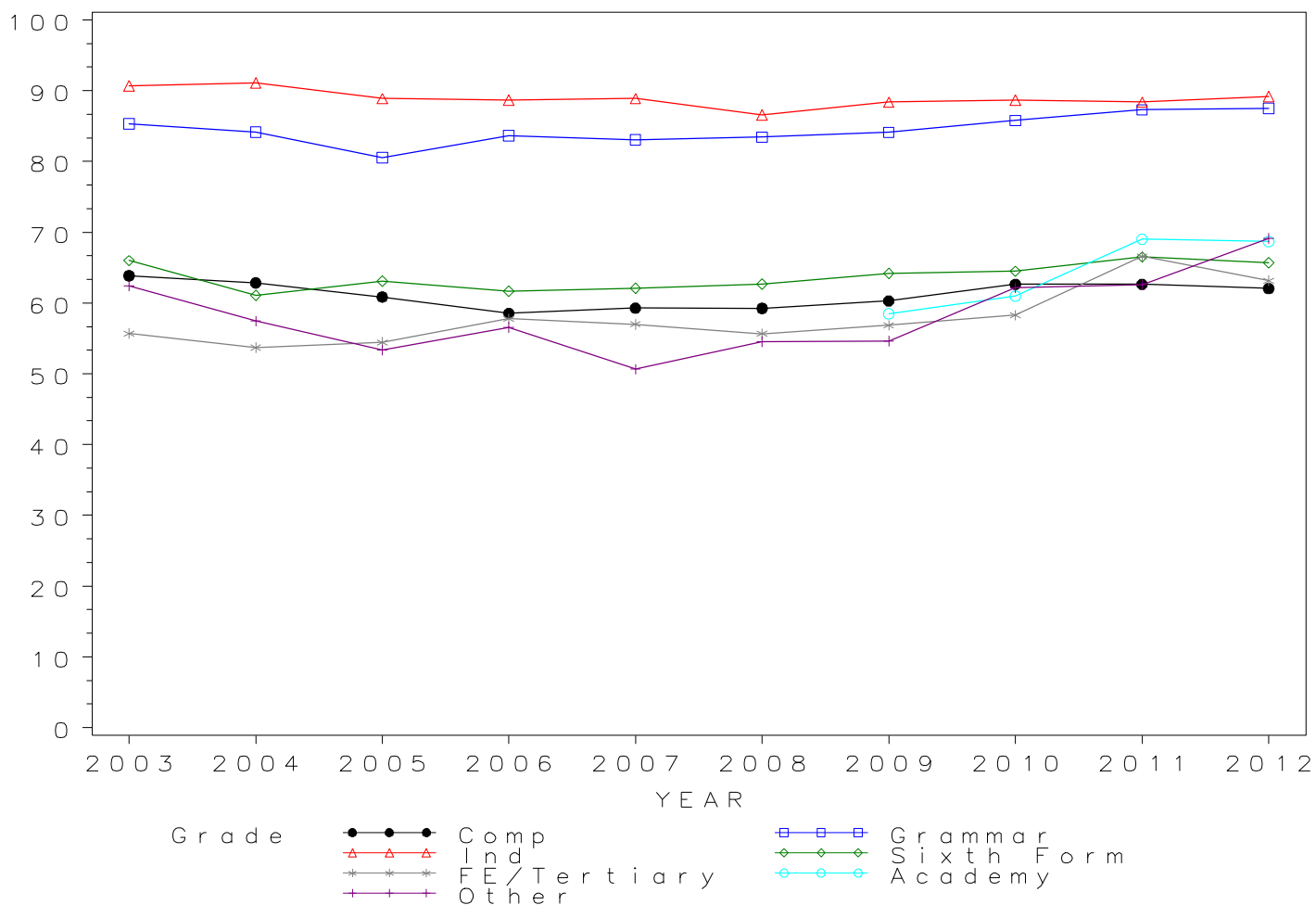
*GCE A Level MUSIC Grade C by school type 2003- 2012
Cumulative Percentages*

School type	2003	2004	2005	2006	2007	2008	2009	2010	2011	2012
Comprehensive	63.9	62.8	60.9	58.5	59.3	59.2	60.3	62.6	62.6	62.0
Grammar	85.3	84.2	80.5	83.7	83.1	83.5	84.1	85.8	87.3	87.5
Independent	90.7	91.1	88.9	88.7	88.9	86.6	88.4	88.7	88.4	89.2
Sixth Form	66.0	61.1	63.1	61.7	62.1	62.7	64.2	64.5	66.5	65.7
FE/Tertiary	55.7	53.7	54.5	57.8	57.0	55.6	56.8	58.3	66.6	63.2
Academy	58.5	61.0	69.0	68.7
Other	62.4	57.4	53.4	56.6	50.6	54.5	54.6	62.1	62.5	69.2

Cumulative Numbers

School type	2003	2004	2005	2006	2007	2008	2009	2010	2011	2012
Comprehensive	2376	2517	2595	2695	2810	2905	2920	2838	2089	1711
Grammar	745	781	824	861	903	944	948	907	694	672
Independent	1370	1462	1406	1482	1460	1479	1383	1346	1345	1335
Sixth Form	950	937	1047	1095	1153	1169	1165	1133	1230	1177
FE/Tertiary	487	463	428	450	465	473	436	419	499	429
Academy	31	111	1114	1254
Other	191	197	198	202	159	180	177	151	157	157

Cumulative % at Grade C by school type

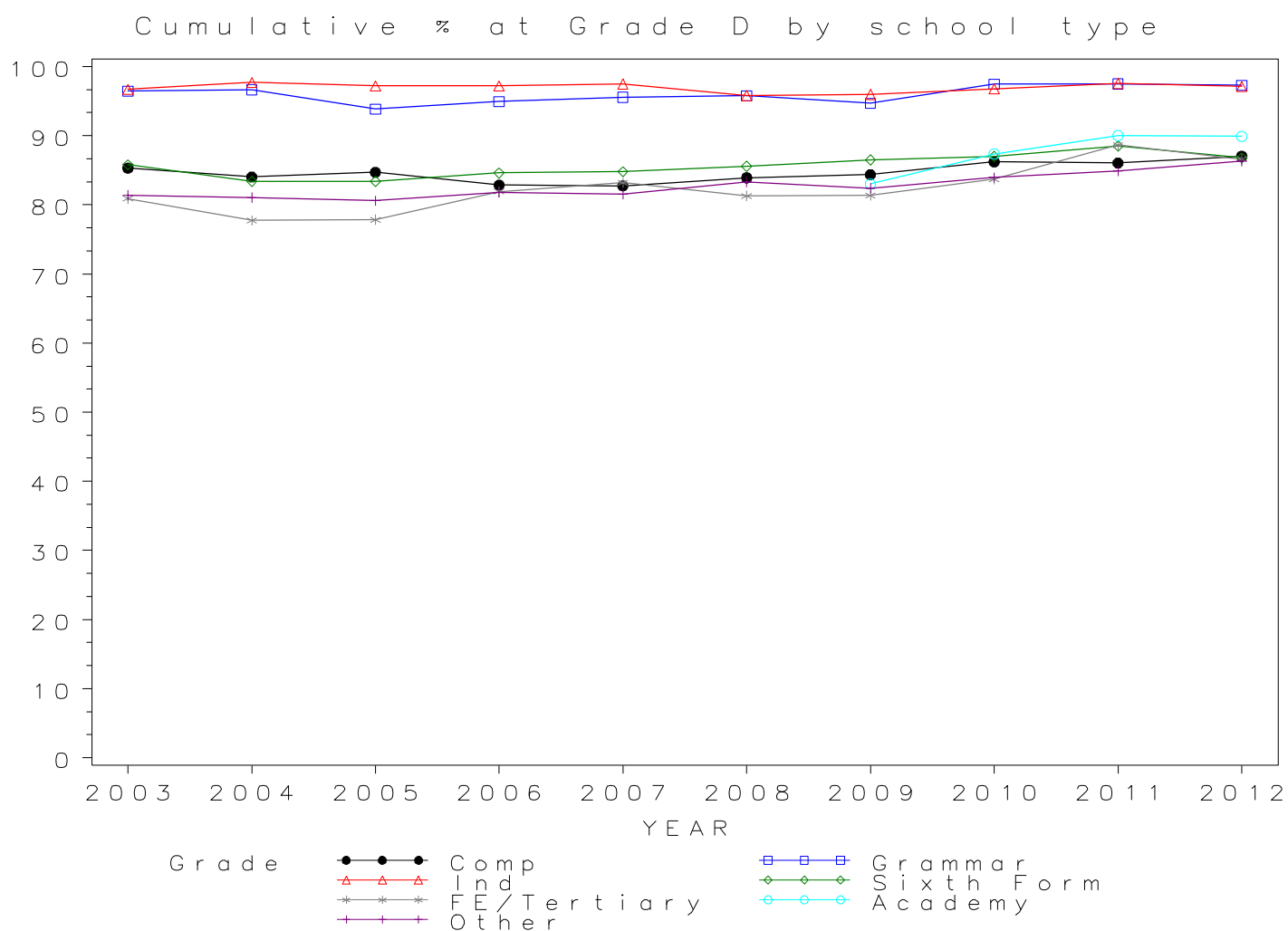


*GCE A Level MUSIC Grade D by school type 2003- 2012
Cumulative Percentages*

School type	2003	2004	2005	2006	2007	2008	2009	2010	2011	2012
Comprehensive	85.3	84.0	84.7	82.9	82.7	83.9	84.3	86.2	86.1	87.0
Grammar	96.4	96.7	93.8	94.9	95.6	95.8	94.7	97.4	97.5	97.3
Independent	96.7	97.7	97.2	97.2	97.5	95.8	96.0	96.8	97.6	97.1
Sixth Form	85.8	83.4	83.4	84.6	84.8	85.6	86.5	87.0	88.5	86.8
FE/Tertiary	80.9	77.7	77.9	81.9	83.2	81.3	81.4	83.7	88.7	86.6
Academy	83.0	87.4	90.0	89.9
Other	81.4	81.0	80.6	81.8	81.5	83.3	82.4	84.0	84.9	86.3

Cumulative Numbers

School type	2003	2004	2005	2006	2007	2008	2009	2010	2011	2012
Comprehensive	3174	3365	3612	3814	3923	4114	4085	3906	2870	2400
Grammar	842	897	960	977	1039	1083	1067	1030	775	747
Independent	1460	1568	1537	1624	1601	1636	1502	1468	1485	1454
Sixth Form	1236	1279	1384	1501	1575	1596	1569	1528	1637	1555
FE/Tertiary	707	670	612	638	679	691	624	602	664	588
Academy	44	159	1453	1642
Other	249	278	299	292	256	275	267	204	213	196

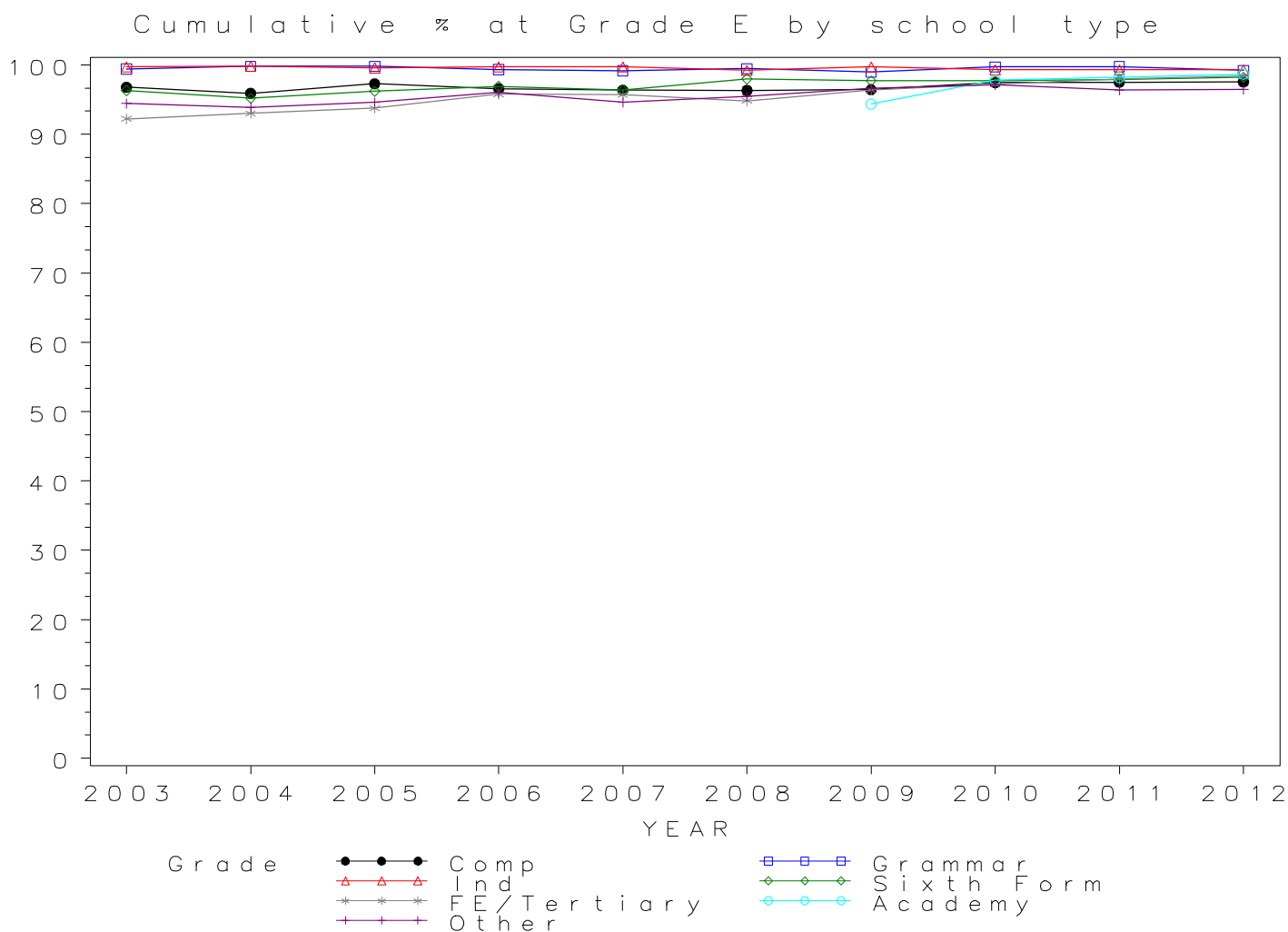


*GCE A Level MUSIC Grade E by school type 2003- 2012
Cumulative Percentages*

School type	2003	2004	2005	2006	2007	2008	2009	2010	2011	2012
Comprehensive	96.8	95.9	97.3	96.6	96.4	96.3	96.4	97.5	97.5	97.6
Grammar	99.4	99.8	99.8	99.3	99.2	99.5	99.0	99.7	99.7	99.2
Independent	99.7	99.8	99.6	99.7	99.7	99.2	99.7	99.3	99.3	99.3
Sixth Form	96.3	95.2	96.2	96.9	96.4	98.0	97.7	97.7	97.9	98.2
FE/Tertiary	92.2	93.0	93.8	95.8	95.7	94.8	96.3	97.2	98.0	98.4
Academy	94.3	97.8	98.2	98.7
Other	94.4	93.9	94.6	96.1	94.6	95.5	96.6	97.1	96.4	96.5

Cumulative Numbers

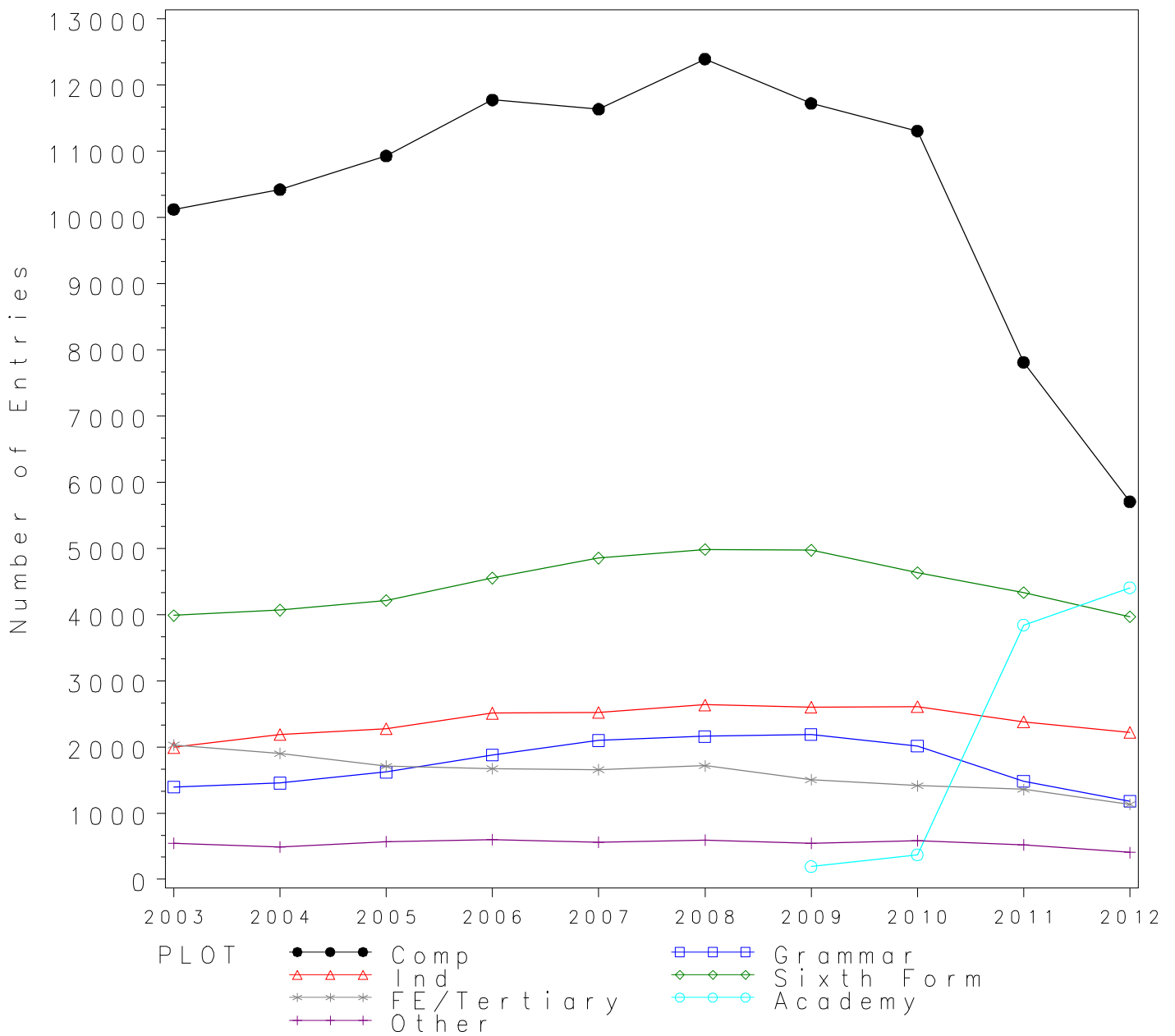
School type	2003	2004	2005	2006	2007	2008	2009	2010	2011	2012
Comprehensive	3601	3841	4149	4446	4568	4723	4670	4415	3252	2691
Grammar	868	926	1021	1022	1078	1125	1116	1054	793	762
Independent	1505	1602	1575	1666	1637	1694	1560	1506	1511	1487
Sixth Form	1387	1459	1596	1719	1790	1828	1772	1716	1811	1759
FE/Tertiary	806	802	737	746	781	806	739	699	734	668
Academy	50	178	1585	1802
Other	289	322	351	343	297	315	313	236	242	219



Numbers of GCE A Level entries in PE/SPORT by school type 2003- 2012

School type	2003	2004	2005	2006	2007	2008	2009	2010	2011	2012
Comprehensive	10120	10420	10927	11774	11633	12391	11722	11304	7810	5705
Grammar	1396	1454	1620	1876	2098	2160	2189	2016	1483	1178
Independent	1993	2190	2274	2510	2524	2636	2602	2608	2377	2219
Sixth Form	3986	4067	4211	4551	4852	4982	4971	4630	4330	3967
FE/Tertiary	2029	1901	1711	1673	1657	1715	1503	1413	1358	1134
Academy	194	371	3842	4405
Other	546	489	567	600	559	590	547	584	521	406

GCE A Level PE/SPORT Entries by school type 2003–2012



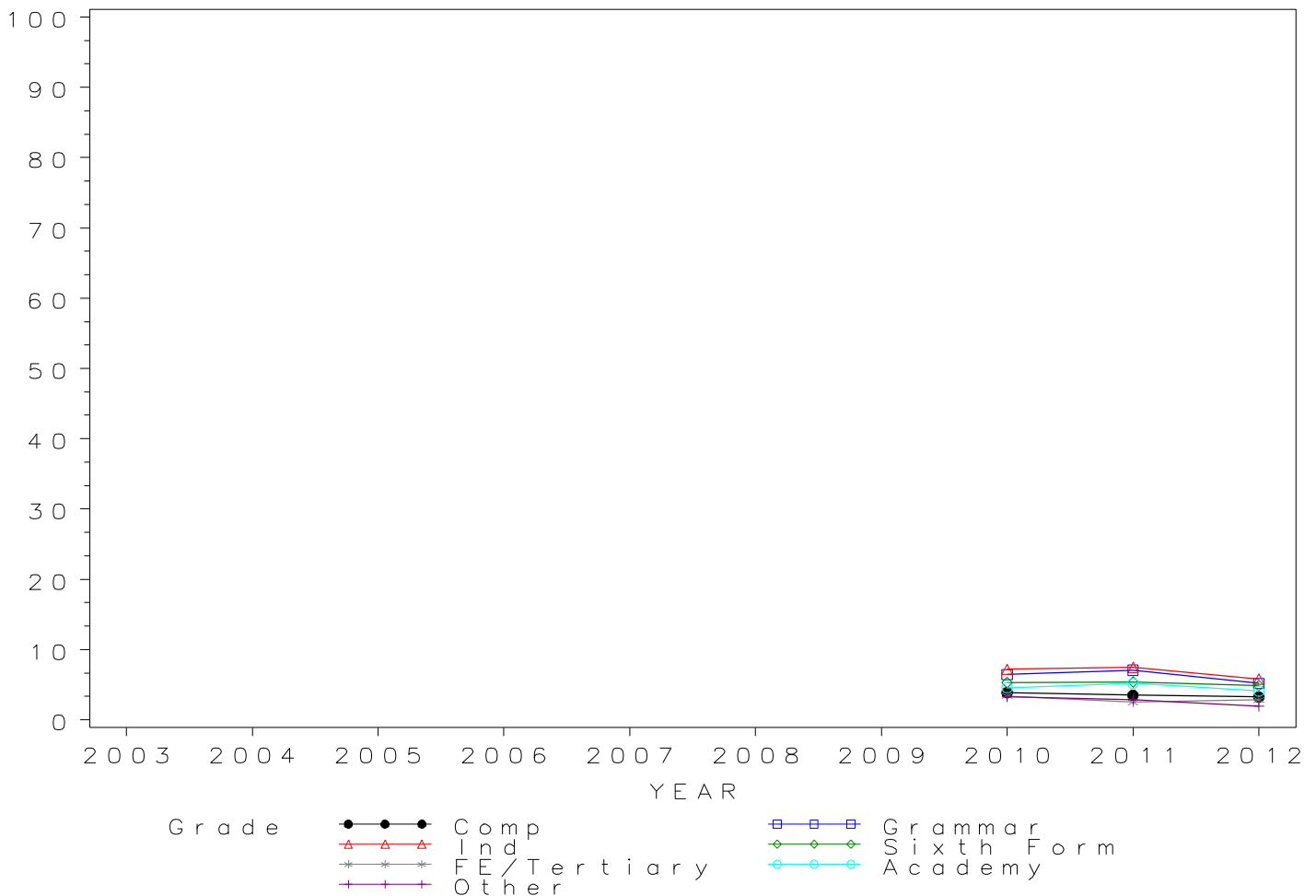
GCE A Level PE/SPORT Grade A by school type 2003- 2012
Cumulative Percentages*

School type	2003	2004	2005	2006	2007	2008	2009	2010	2011	2012
Comprehensive	3.9	3.5	3.3
Grammar	6.4	7.1	5.2
Independent	7.2	7.5	5.8
Sixth Form	5.3	5.4	4.9
FE/Tertiary	3.4	2.5	2.8
Academy	4.6	5.2	4.1
Other	3.3	2.9	2.0

Cumulative Numbers

School type	2003	2004	2005	2006	2007	2008	2009	2010	2011	2012
Comprehensive	439	274	186
Grammar	130	105	61
Independent	188	178	129
Sixth Form	245	234	194
FE/Tertiary	48	34	32
Academy	17	200	181
Other	19	15	8

Cumulative % at Grade A* by school type



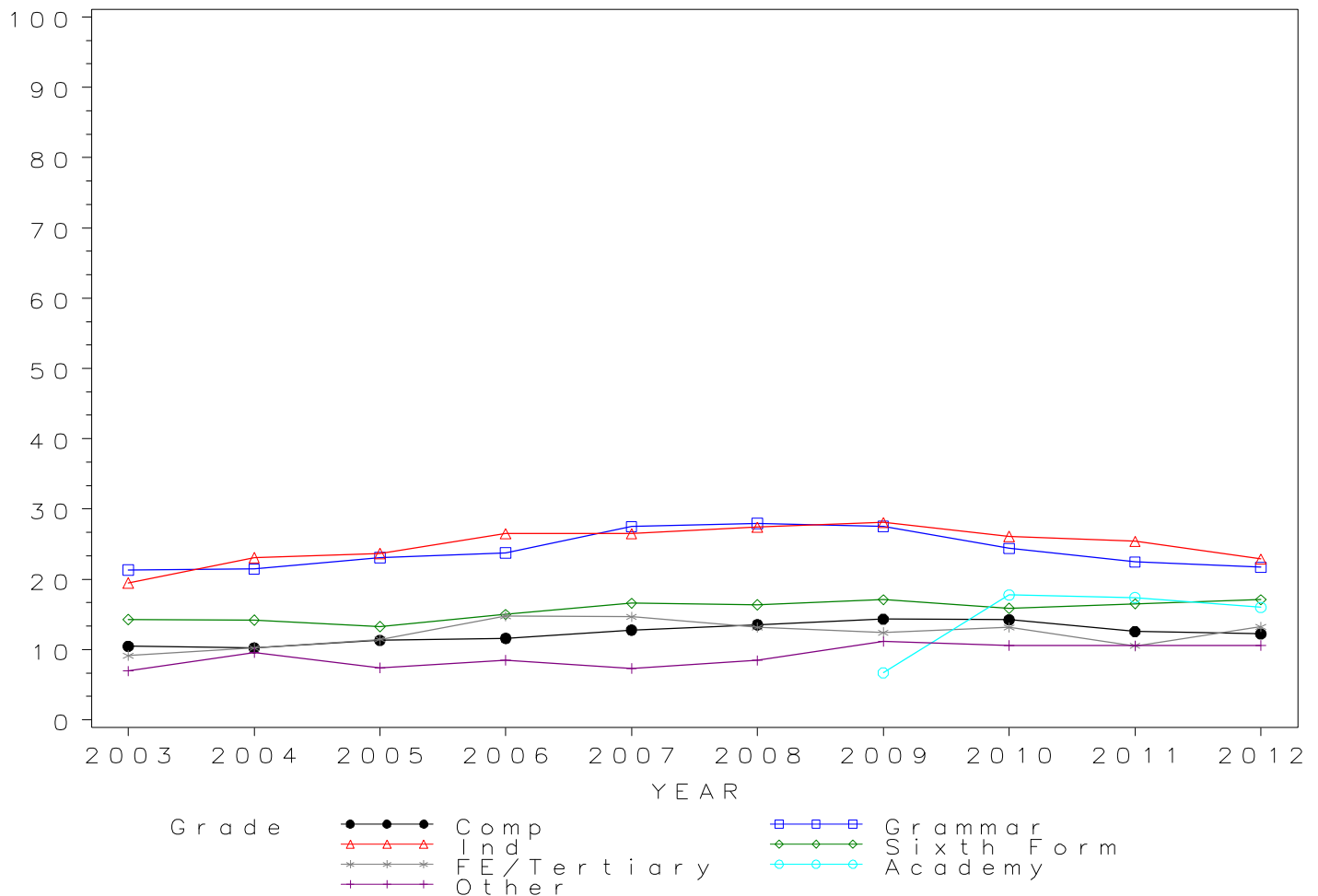
*GCE A Level PE/SPORT Grade A by school type 2003- 2012
Cumulative Percentages*

School type	2003	2004	2005	2006	2007	2008	2009	2010	2011	2012
Comprehensive	10.5	10.2	11.3	11.6	12.8	13.5	14.3	14.2	12.6	12.2
Grammar	21.3	21.5	23.1	23.8	27.5	28.0	27.5	24.4	22.5	21.7
Independent	19.5	23.1	23.7	26.5	26.5	27.4	28.1	26.1	25.4	22.9
Sixth Form	14.3	14.2	13.3	15.0	16.6	16.4	17.1	15.9	16.5	17.1
FE/Tertiary	9.2	10.2	11.5	14.8	14.7	13.2	12.4	13.2	10.5	13.2
Academy	6.7	17.8	17.4	16.0
Other	7.0	9.6	7.4	8.5	7.3	8.5	11.2	10.6	10.6	10.6

Cumulative Numbers

School type	2003	2004	2005	2006	2007	2008	2009	2010	2011	2012
Comprehensive	1061	1068	1235	1367	1487	1677	1680	1609	981	698
Grammar	298	312	374	446	577	604	603	492	333	256
Independent	389	506	539	665	669	722	731	681	604	508
Sixth Form	570	578	560	683	805	817	850	736	714	678
FE/Tertiary	186	194	196	247	243	226	187	186	143	150
Academy	13	66	669	705
Other	38	47	42	51	41	50	61	62	55	43

Cumulative % at Grade A by school type



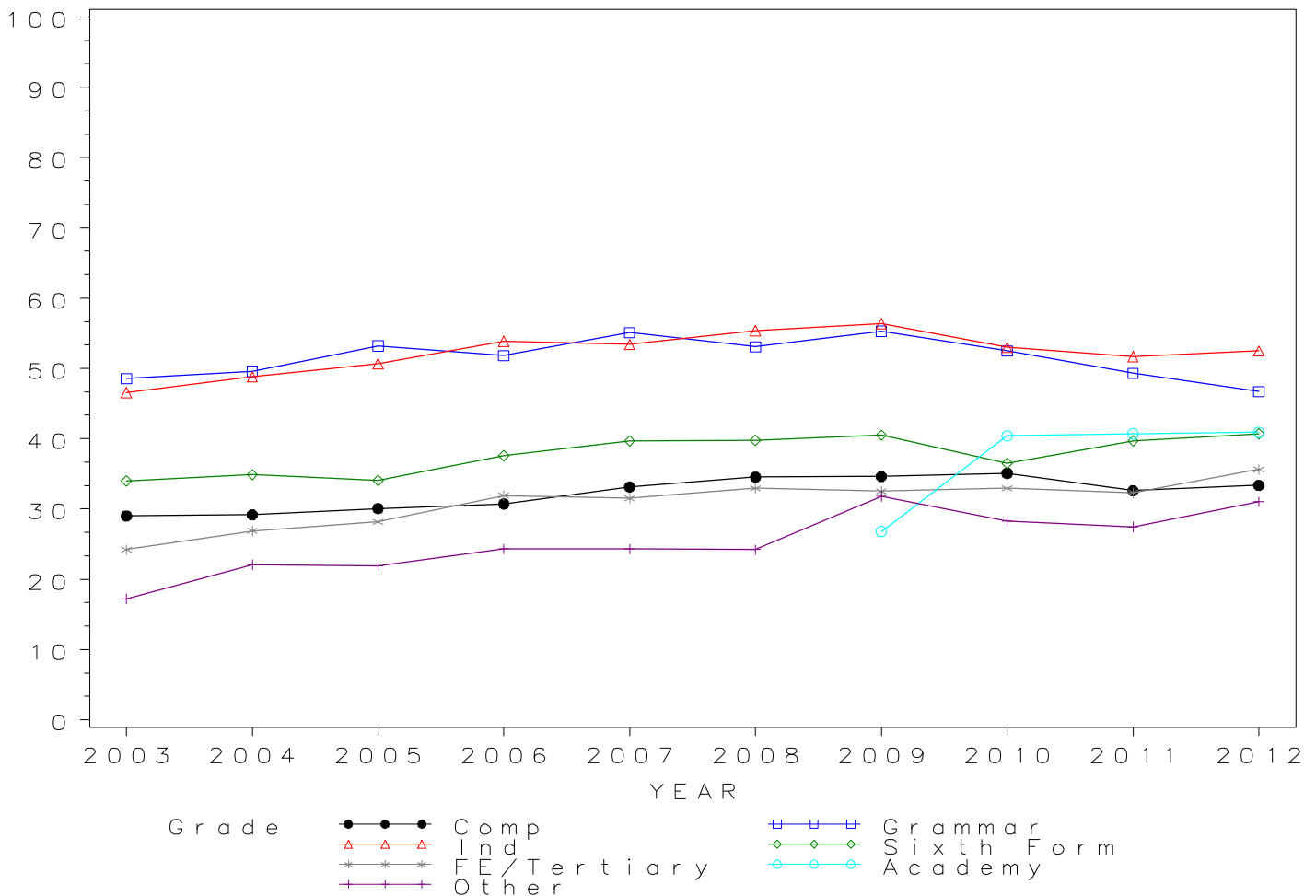
*GCE A Level PE/SPORT Grade B by school type 2003- 2012
Cumulative Percentages*

School type	2003	2004	2005	2006	2007	2008	2009	2010	2011	2012
Comprehensive	29.0	29.2	30.1	30.7	33.1	34.5	34.6	35.1	32.6	33.4
Grammar	48.6	49.6	53.2	51.8	55.1	53.1	55.3	52.5	49.3	46.7
Independent	46.6	48.8	50.7	53.9	53.4	55.4	56.4	53.0	51.7	52.5
Sixth Form	34.0	34.9	34.1	37.6	39.7	39.8	40.5	36.5	39.7	40.7
FE/Tertiary	24.2	26.9	28.2	31.9	31.6	32.9	32.5	33.0	32.3	35.6
Academy	26.8	40.4	40.7	40.9
Other	17.2	22.1	21.9	24.3	24.3	24.2	31.8	28.3	27.4	31.0

Cumulative Numbers

School type	2003	2004	2005	2006	2007	2008	2009	2010	2011	2012
Comprehensive	2938	3041	3286	3619	3856	4279	4060	3966	2546	1904
Grammar	678	721	862	972	1156	1147	1211	1058	731	550
Independent	929	1069	1153	1353	1348	1460	1468	1382	1229	1165
Sixth Form	1355	1419	1436	1711	1926	1983	2013	1690	1719	1615
FE/Tertiary	492	511	482	534	523	565	489	466	439	404
Academy	52	150	1564	1802
Other	94	108	124	146	136	143	174	165	143	126

Cumulative % at Grade B by school type



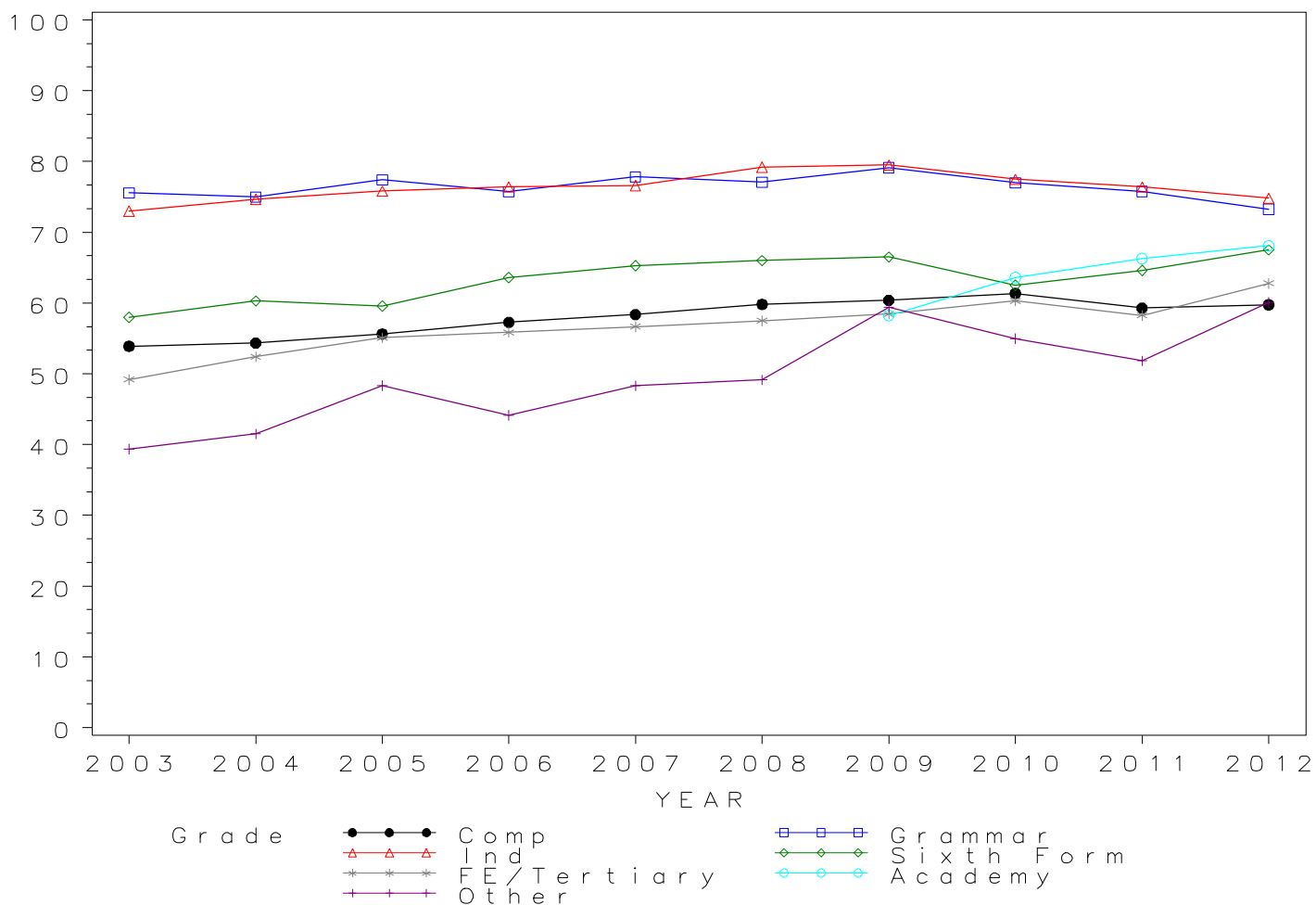
*GCE A Level PE/SPORT Grade C by school type 2003- 2012
Cumulative Percentages*

School type	2003	2004	2005	2006	2007	2008	2009	2010	2011	2012
Comprehensive	53.9	54.3	55.6	57.3	58.4	59.8	60.4	61.4	59.3	59.8
Grammar	75.6	75.0	77.4	75.7	77.8	77.1	79.1	77.0	75.8	73.3
Independent	73.0	74.7	75.8	76.4	76.6	79.2	79.5	77.5	76.4	74.8
Sixth Form	58.0	60.3	59.6	63.6	65.3	66.0	66.5	62.5	64.6	67.5
FE/Tertiary	49.2	52.4	55.1	55.9	56.7	57.5	58.5	60.3	58.2	62.8
Academy	58.2	63.6	66.3	68.1
Other	39.4	41.5	48.3	44.2	48.3	49.2	59.4	55.0	51.8	60.1

Cumulative Numbers

School type	2003	2004	2005	2006	2007	2008	2009	2010	2011	2012
Comprehensive	5454	5663	6078	6743	6792	7412	7077	6936	4630	3409
Grammar	1055	1090	1254	1421	1633	1665	1732	1552	1124	863
Independent	1455	1636	1724	1918	1933	2088	2069	2021	1816	1660
Sixth Form	2312	2452	2510	2894	3168	3288	3306	2894	2797	2678
FE/Tertiary	998	996	943	935	939	986	879	852	791	712
Academy	113	236	2547	3000
Other	215	203	274	265	270	290	325	321	270	244

Cumulative % at Grade C by school type



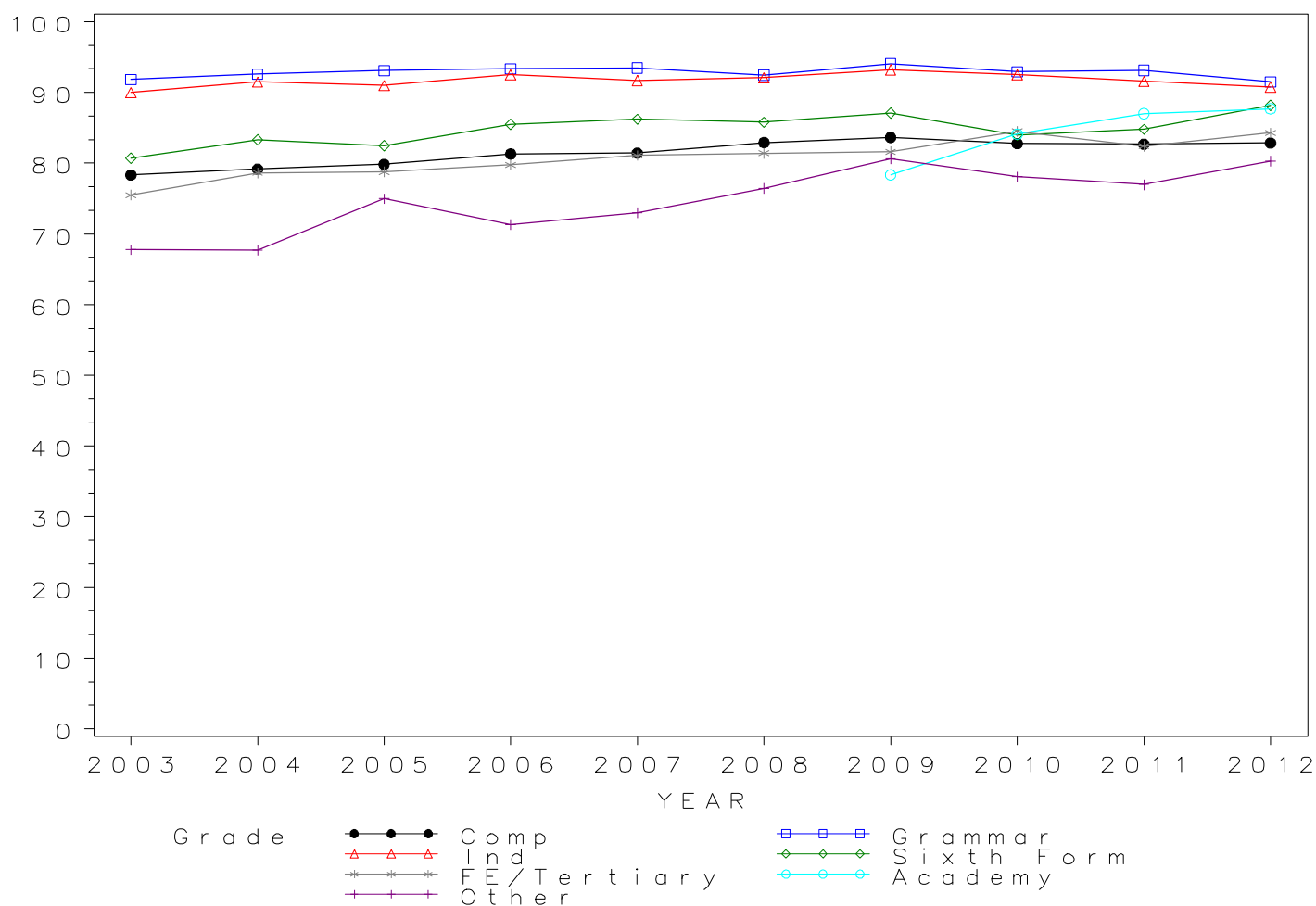
*GCE A Level PE/SPORT Grade D by school type 2003- 2012
Cumulative Percentages*

School type	2003	2004	2005	2006	2007	2008	2009	2010	2011	2012
Comprehensive	78.3	79.2	79.8	81.3	81.4	82.9	83.7	82.8	82.7	82.9
Grammar	91.8	92.6	93.1	93.3	93.5	92.5	94.1	92.9	93.1	91.5
Independent	90.0	91.5	91.0	92.5	91.7	92.1	93.2	92.5	91.6	90.8
Sixth Form	80.7	83.3	82.5	85.5	86.2	85.8	87.1	84.0	84.8	88.2
FE/Tertiary	75.5	78.6	78.8	79.7	81.1	81.4	81.6	84.5	82.4	84.3
Academy	78.4	84.1	87.0	87.7
Other	67.8	67.7	75.0	71.3	73.0	76.4	80.6	78.1	77.0	80.3

Cumulative Numbers

School type	2003	2004	2005	2006	2007	2008	2009	2010	2011	2012
Comprehensive	7927	8249	8724	9572	9475	10274	9806	9358	6459	4728
Grammar	1282	1346	1508	1751	1961	1997	2059	1873	1381	1078
Independent	1794	2004	2069	2322	2315	2428	2425	2412	2177	2015
Sixth Form	3217	3388	3474	3891	4182	4275	4330	3889	3672	3499
FE/Tertiary	1532	1495	1348	1334	1344	1396	1227	1194	1119	956
Academy	152	312	3343	3863
Other	370	331	425	428	408	451	441	456	401	326

Cumulative % at Grade D by school type

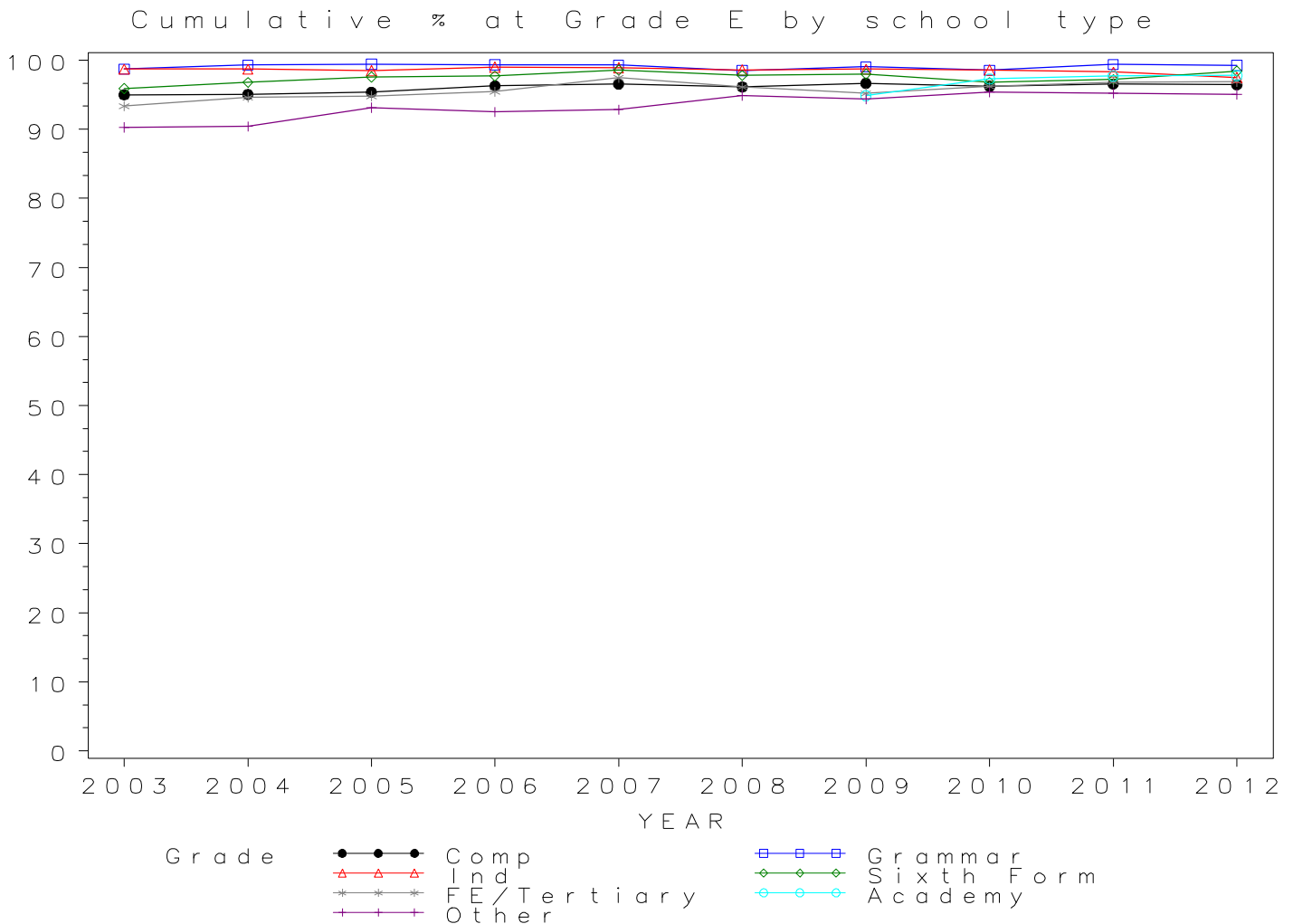


*GCE A Level PE/SPORT Grade E by school type 2003- 2012
Cumulative Percentages*

School type	2003	2004	2005	2006	2007	2008	2009	2010	2011	2012
Comprehensive	95.0	95.0	95.4	96.3	96.5	96.1	96.6	96.2	96.6	96.4
Grammar	98.7	99.3	99.4	99.4	99.3	98.5	99.0	98.6	99.4	99.2
Independent	98.7	98.7	98.5	99.0	98.9	98.6	98.7	98.6	98.3	97.5
Sixth Form	95.9	96.8	97.6	97.7	98.6	97.8	98.0	96.8	97.2	98.4
FE/Tertiary	93.3	94.6	94.8	95.5	97.5	96.1	95.2	96.2	96.8	96.9
Academy	94.8	97.3	97.7	97.8
Other	90.3	90.4	93.1	92.5	92.8	94.9	94.3	95.4	95.2	95.1

Cumulative Numbers

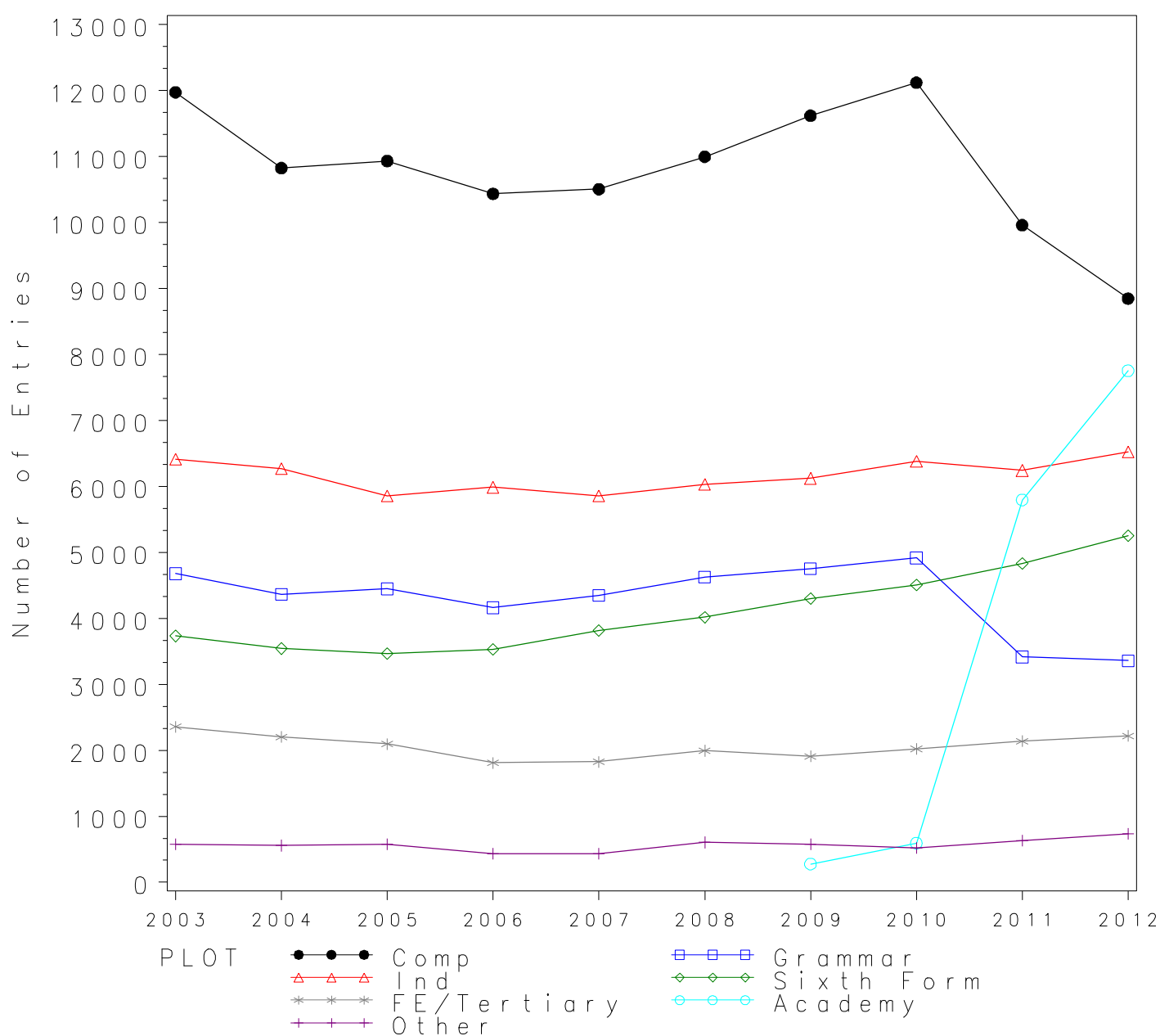
School type	2003	2004	2005	2006	2007	2008	2009	2010	2011	2012
Comprehensive	9613	9904	10420	11335	11231	11913	11329	10879	7541	5502
Grammar	1378	1444	1611	1864	2083	2128	2168	1987	1474	1169
Independent	1967	2162	2240	2485	2496	2599	2568	2571	2337	2164
Sixth Form	3823	3937	4110	4446	4784	4872	4872	4482	4209	3904
FE/Tertiary	1894	1799	1622	1597	1615	1648	1431	1359	1315	1099
Academy	184	361	3754	4308
Other	493	442	528	555	519	560	516	557	496	386



Numbers of GCE A Level entries in PHYSICS by school type 2003- 2012

School type	2003	2004	2005	2006	2007	2008	2009	2010	2011	2012
Comprehensive	11971	10823	10930	10433	10503	10994	11617	12118	9959	8846
Grammar	4678	4365	4447	4162	4349	4628	4751	4916	3415	3358
Independent	6414	6270	5856	5988	5855	6032	6123	6379	6242	6525
Sixth Form	3733	3543	3465	3530	3815	4018	4302	4507	4834	5252
FE/Tertiary	2357	2202	2097	1810	1827	1994	1909	2021	2139	2218
Academy	277	594	5795	7753
Other	577	557	575	433	433	605	577	519	633	733

GCE A Level PHYSICS Entries by school type 2003–2012



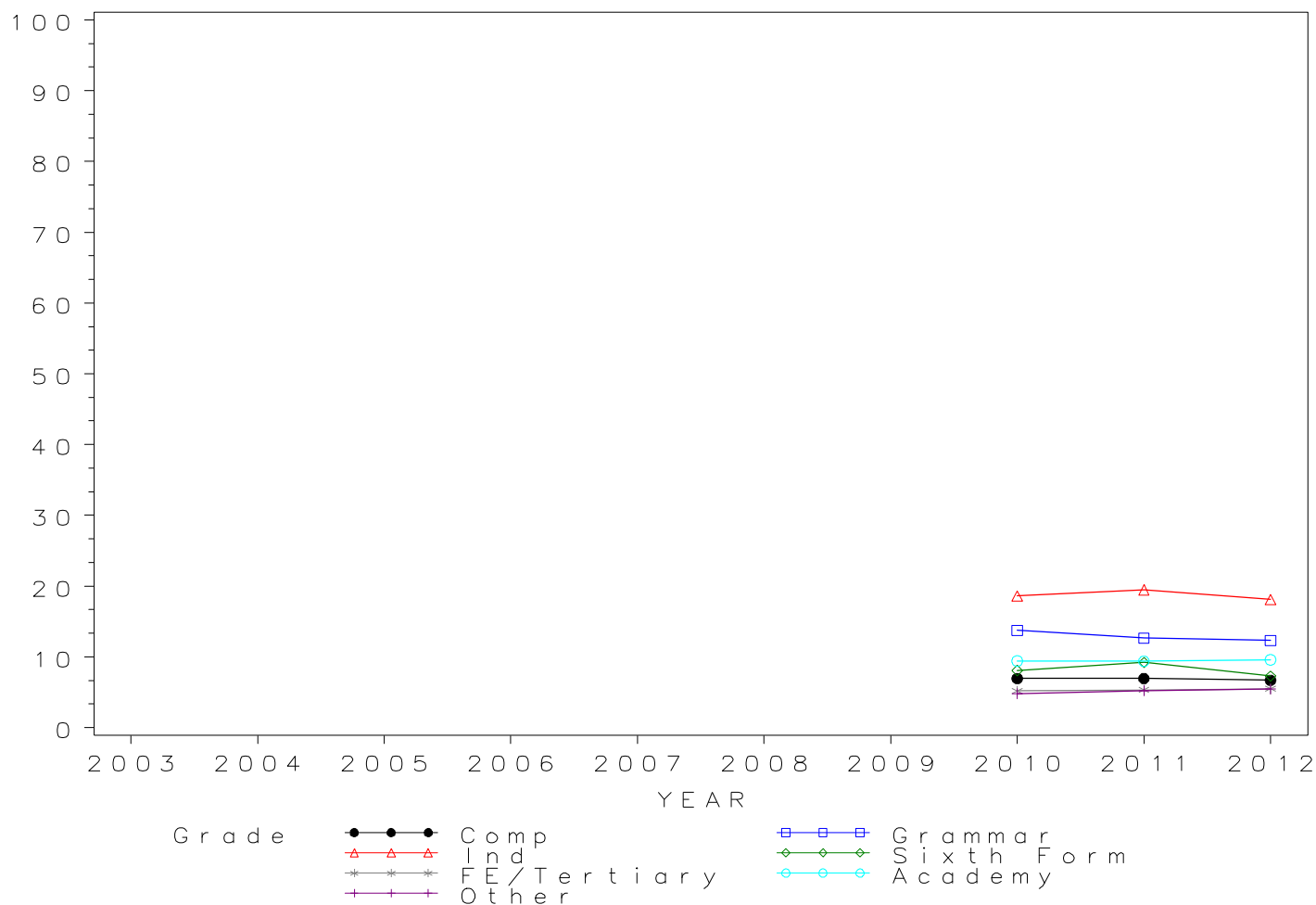
GCE A Level PHYSICS Grade A by school type 2003- 2012
Cumulative Percentages*

School type	2003	2004	2005	2006	2007	2008	2009	2010	2011	2012
Comprehensive	6.9	6.9	6.7
Grammar	13.8	12.7	12.3
Independent	18.6	19.5	18.1
Sixth Form	8.1	9.2	7.3
FE/Tertiary	5.2	5.3	5.5
Academy	9.4	9.4	9.6
Other	4.8	5.2	5.5

Cumulative Numbers

School type	2003	2004	2005	2006	2007	2008	2009	2010	2011	2012
Comprehensive	842	691	594
Grammar	676	432	414
Independent	1186	1217	1181
Sixth Form	365	445	383
FE/Tertiary	105	114	122
Academy	56	545	744
Other	25	33	40

Cumulative % at Grade A* by school type



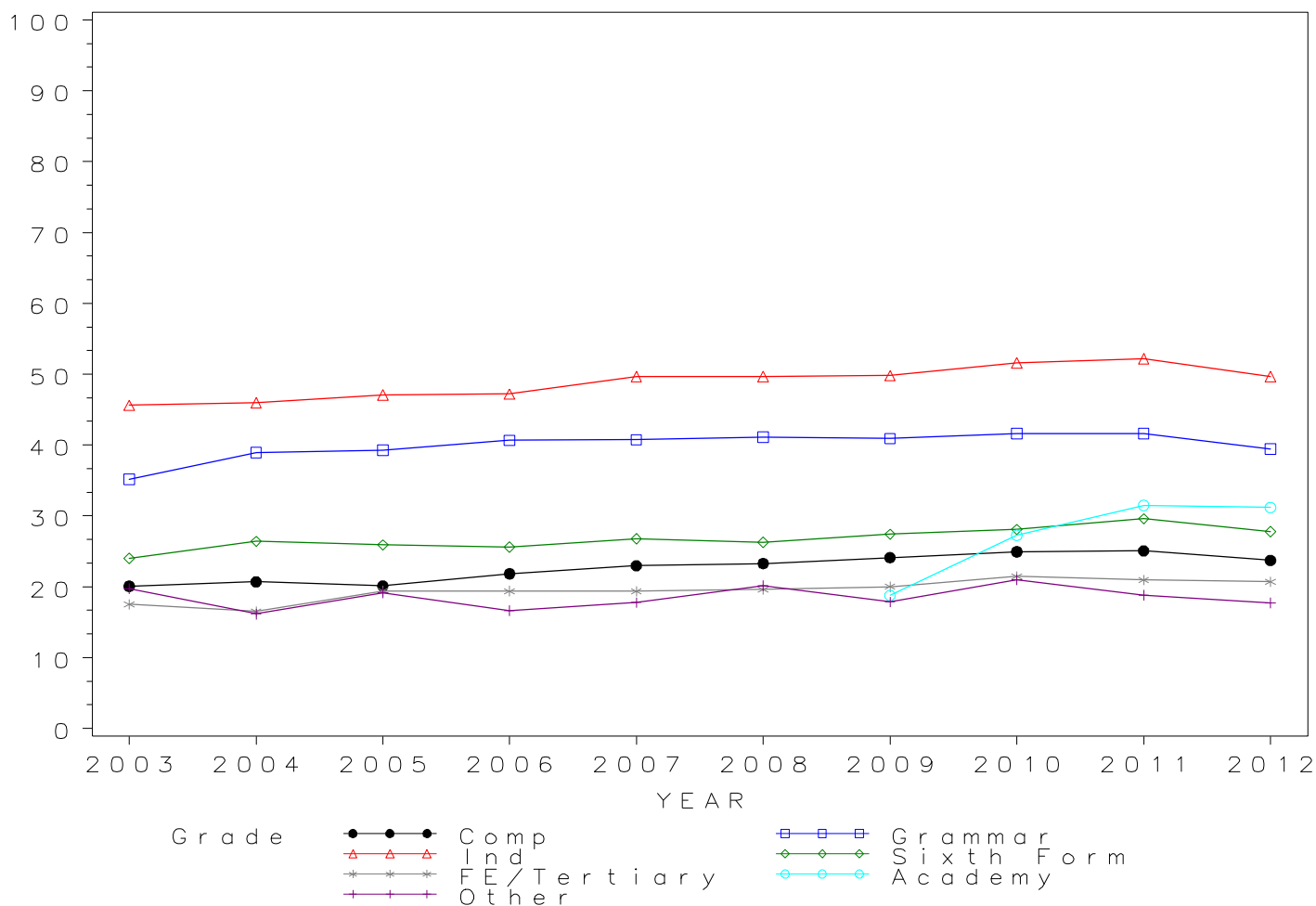
*GCE A Level PHYSICS Grade A by school type 2003- 2012
Cumulative Percentages*

School type	2003	2004	2005	2006	2007	2008	2009	2010	2011	2012
Comprehensive	20.1	20.7	20.1	21.8	23.0	23.3	24.1	24.9	25.1	23.7
Grammar	35.2	38.9	39.3	40.7	40.8	41.1	40.9	41.6	41.6	39.5
Independent	45.6	46.0	47.1	47.2	49.7	49.7	49.8	51.6	52.2	49.7
Sixth Form	24.0	26.4	25.9	25.6	26.8	26.3	27.4	28.1	29.6	27.8
FE/Tertiary	17.5	16.5	19.4	19.4	19.4	19.6	20.0	21.5	20.9	20.7
Academy	18.8	27.3	31.5	31.2
Other	19.8	16.2	19.1	16.6	17.8	20.2	17.9	21.0	18.8	17.7

Cumulative Numbers

School type	2003	2004	2005	2006	2007	2008	2009	2010	2011	2012
Comprehensive	2403	2239	2201	2279	2413	2560	2802	3023	2498	2100
Grammar	1646	1700	1747	1692	1773	1903	1945	2046	1422	1325
Independent	2925	2884	2758	2826	2910	2998	3049	3292	3258	3243
Sixth Form	896	935	897	904	1022	1057	1179	1266	1431	1460
FE/Tertiary	413	364	407	351	354	391	382	434	448	459
Academy	52	162	1825	2419
Other	114	90	110	72	77	122	103	109	119	130

Cumulative % at Grade A by school type



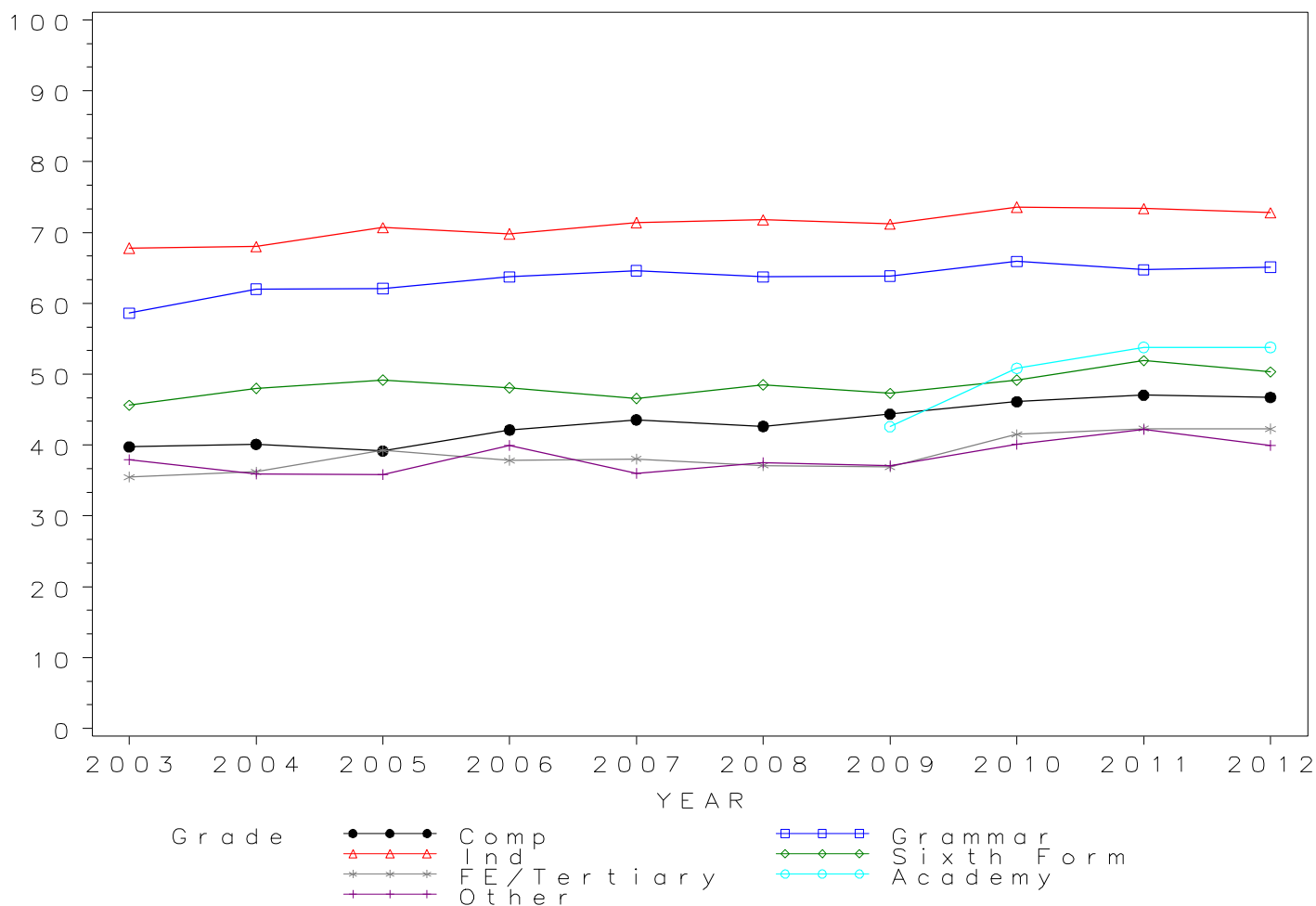
*GCE A Level PHYSICS Grade B by school type 2003- 2012
Cumulative Percentages*

School type	2003	2004	2005	2006	2007	2008	2009	2010	2011	2012
Comprehensive	39.7	40.1	39.1	42.1	43.6	42.6	44.4	46.1	47.0	46.7
Grammar	58.6	62.0	62.1	63.7	64.6	63.7	63.9	65.9	64.7	65.1
Independent	67.8	68.0	70.7	69.8	71.4	71.8	71.2	73.6	73.4	72.8
Sixth Form	45.6	48.0	49.2	48.1	46.6	48.5	47.3	49.2	51.9	50.3
FE/Tertiary	35.5	36.2	39.2	37.8	38.0	37.1	36.9	41.5	42.3	42.3
Academy	42.6	50.8	53.8	53.8
Other	38.0	35.9	35.8	40.0	36.0	37.5	37.1	40.1	42.2	40.0

Cumulative Numbers

School type	2003	2004	2005	2006	2007	2008	2009	2010	2011	2012
Comprehensive	4758	4341	4279	4396	4576	4688	5154	5587	4685	4134
Grammar	2743	2707	2761	2653	2811	2949	3035	3241	2211	2186
Independent	4349	4264	4140	4180	4180	4331	4360	4695	4582	4750
Sixth Form	1702	1701	1705	1698	1778	1949	2035	2217	2509	2642
FE/Tertiary	837	798	823	685	695	740	704	839	905	938
Academy	118	302	3118	4171
Other	219	200	206	173	156	227	214	208	267	293

Cumulative % at Grade B by school type



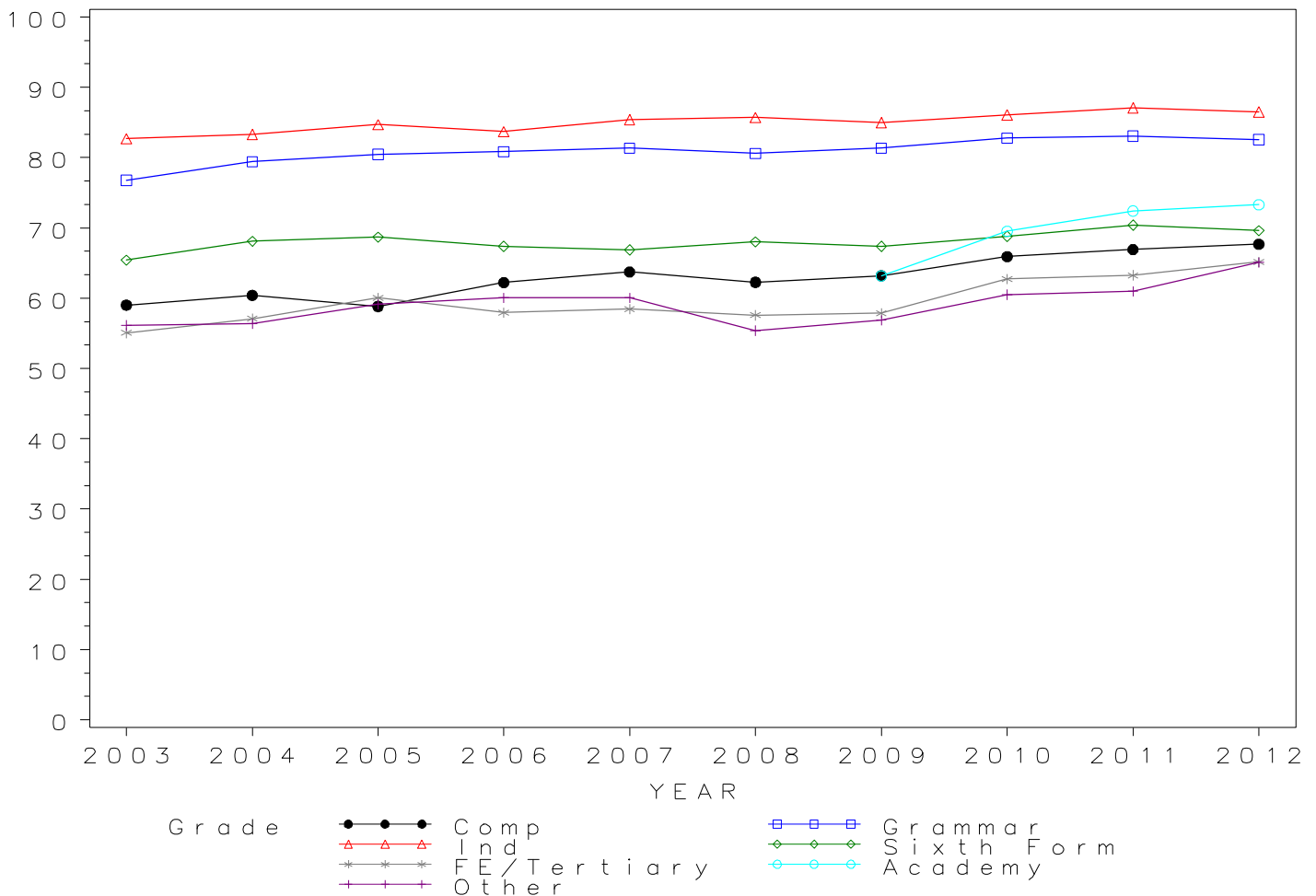
*GCE A Level PHYSICS Grade C by school type 2003- 2012
Cumulative Percentages*

School type	2003	2004	2005	2006	2007	2008	2009	2010	2011	2012
Comprehensive	59.0	60.4	58.8	62.2	63.7	62.3	63.2	65.9	66.9	67.7
Grammar	76.8	79.4	80.5	80.8	81.3	80.6	81.3	82.8	83.1	82.6
Independent	82.7	83.3	84.7	83.7	85.4	85.7	85.0	86.1	87.1	86.5
Sixth Form	65.4	68.1	68.7	67.4	66.9	68.0	67.4	68.8	70.4	69.6
FE/Tertiary	55.1	57.1	60.0	58.0	58.5	57.6	57.9	62.7	63.3	65.1
Academy	63.2	69.5	72.4	73.3
Other	56.2	56.4	59.1	60.0	60.0	55.4	56.8	60.5	61.0	65.1

Cumulative Numbers

School type	2003	2004	2005	2006	2007	2008	2009	2010	2011	2012
Comprehensive	7065	6538	6431	6493	6695	6845	7341	7987	6663	5987
Grammar	3591	3466	3578	3364	3537	3729	3864	4070	2837	2773
Independent	5304	5223	4960	5012	5000	5169	5205	5492	5437	5644
Sixth Form	2441	2413	2380	2379	2552	2732	2900	3101	3403	3655
FE/Tertiary	1298	1257	1259	1049	1068	1148	1105	1268	1353	1445
Academy	175	413	4196	5683
Other	324	314	340	260	260	335	328	314	386	477

Cumulative % at Grade C by school type



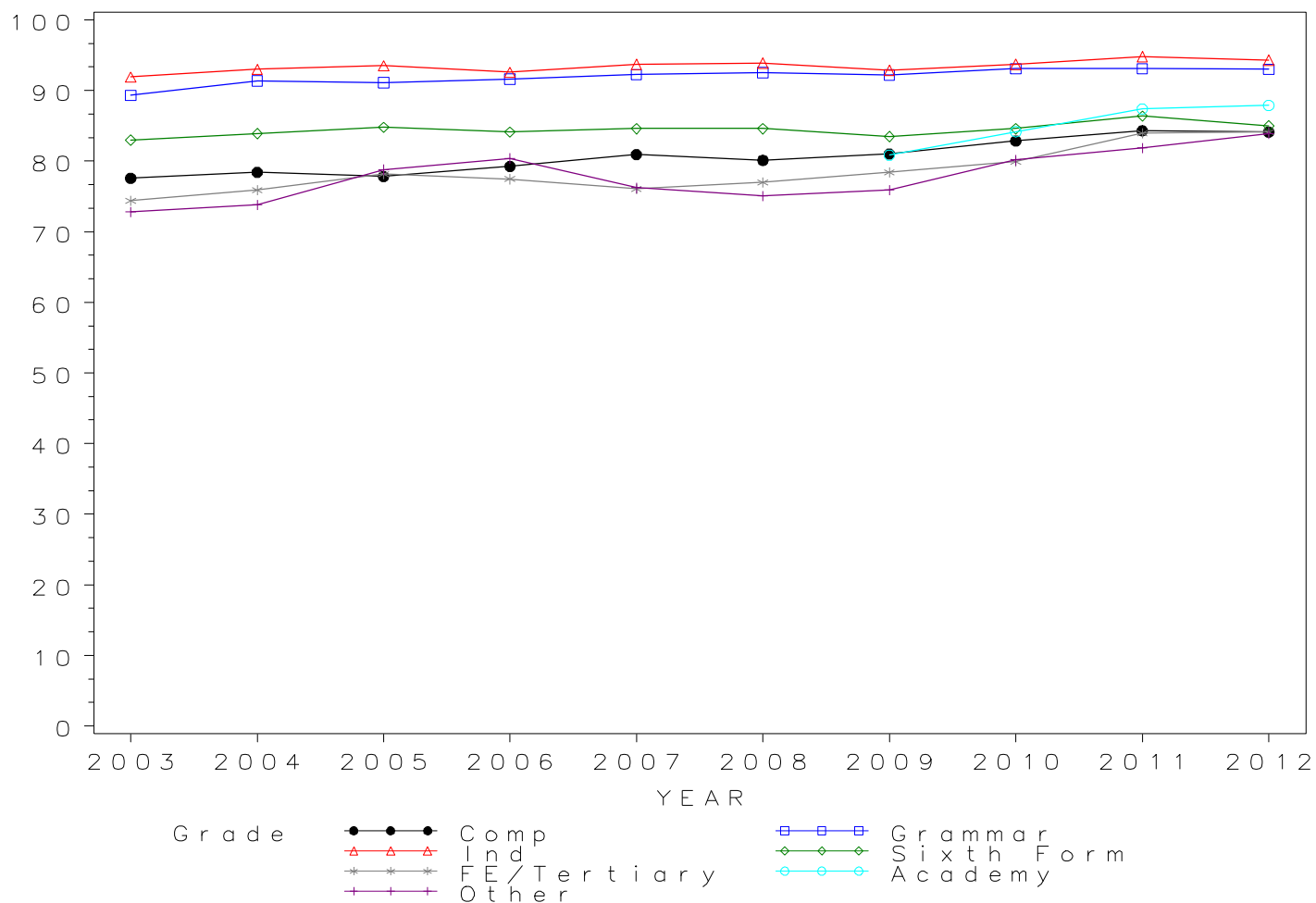
*GCE A Level PHYSICS Grade D by school type 2003- 2012
Cumulative Percentages*

School type	2003	2004	2005	2006	2007	2008	2009	2010	2011	2012
Comprehensive	77.6	78.4	77.8	79.3	80.9	80.1	81.0	82.8	84.3	84.1
Grammar	89.3	91.4	91.1	91.6	92.3	92.6	92.2	93.1	93.1	93.0
Independent	91.9	93.0	93.5	92.6	93.7	93.9	92.9	93.7	94.8	94.3
Sixth Form	83.0	83.9	84.8	84.1	84.6	84.6	83.5	84.6	86.4	85.0
FE/Tertiary	74.4	75.9	78.2	77.5	76.1	77.0	78.4	79.9	84.0	84.1
Academy	80.9	84.2	87.4	87.9
Other	72.8	73.8	78.8	80.4	76.2	75.0	75.9	80.2	81.8	83.9

Cumulative Numbers

School type	2003	2004	2005	2006	2007	2008	2009	2010	2011	2012
Comprehensive	9288	8486	8506	8270	8502	8808	9413	10039	8396	7442
Grammar	4179	3989	4052	3813	4012	4284	4380	4576	3179	3123
Independent	5894	5831	5475	5545	5486	5664	5688	5977	5917	6153
Sixth Form	3098	2973	2938	2969	3227	3399	3592	3813	4177	4464
FE/Tertiary	1753	1671	1639	1402	1390	1535	1497	1615	1796	1866
Academy	224	500	5065	6815
Other	420	411	453	348	330	454	438	416	518	615

Cumulative % at Grade D by school type



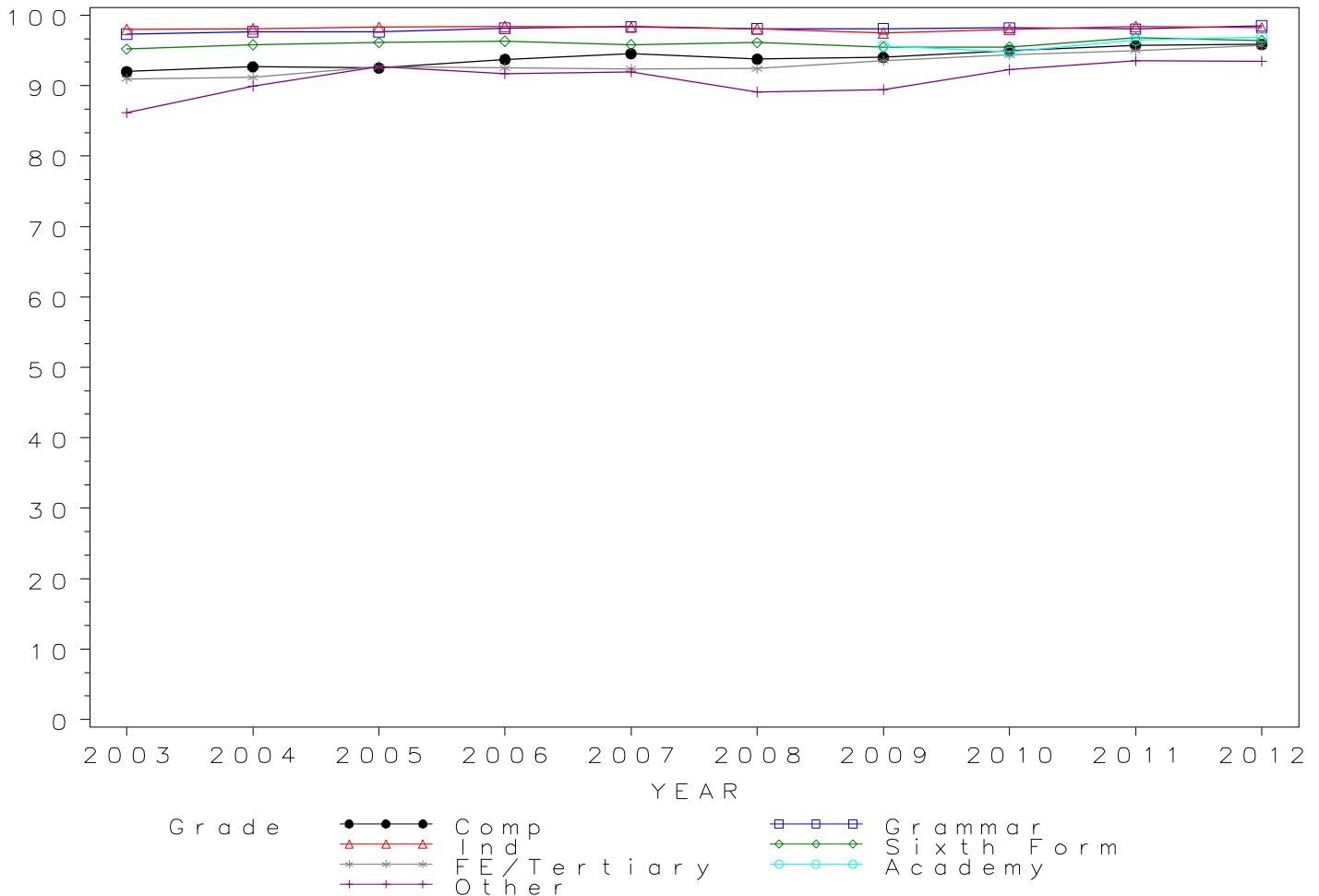
*GCE A Level PHYSICS Grade E by school type 2003- 2012
Cumulative Percentages*

School type	2003	2004	2005	2006	2007	2008	2009	2010	2011	2012
Comprehensive	92.0	92.7	92.5	93.7	94.5	93.8	94.0	95.0	95.7	95.8
Grammar	97.3	97.7	97.6	98.2	98.4	98.1	98.1	98.2	98.0	98.5
Independent	98.0	98.1	98.3	98.4	98.3	98.1	97.5	98.0	98.4	98.2
Sixth Form	95.2	95.8	96.1	96.3	95.8	96.1	95.5	95.5	96.8	96.4
FE/Tertiary	91.0	91.2	92.7	92.5	92.4	92.4	93.6	94.4	95.0	95.7
Academy	95.7	94.8	96.5	96.9
Other	86.1	89.9	92.7	91.7	91.9	89.1	89.4	92.3	93.5	93.5

Cumulative Numbers

School type	2003	2004	2005	2006	2007	2008	2009	2010	2011	2012
Comprehensive	11011	10030	10112	9777	9930	10308	10923	11510	9532	8478
Grammar	4553	4263	4341	4086	4278	4540	4660	4827	3348	3307
Independent	6286	6151	5756	5892	5755	5917	5970	6251	6142	6408
Sixth Form	3554	3394	3330	3399	3655	3861	4108	4304	4679	5063
FE/Tertiary	2144	2008	1944	1674	1688	1843	1786	1907	2032	2123
Academy	265	563	5592	7513
Other	497	501	533	397	398	539	516	479	592	685

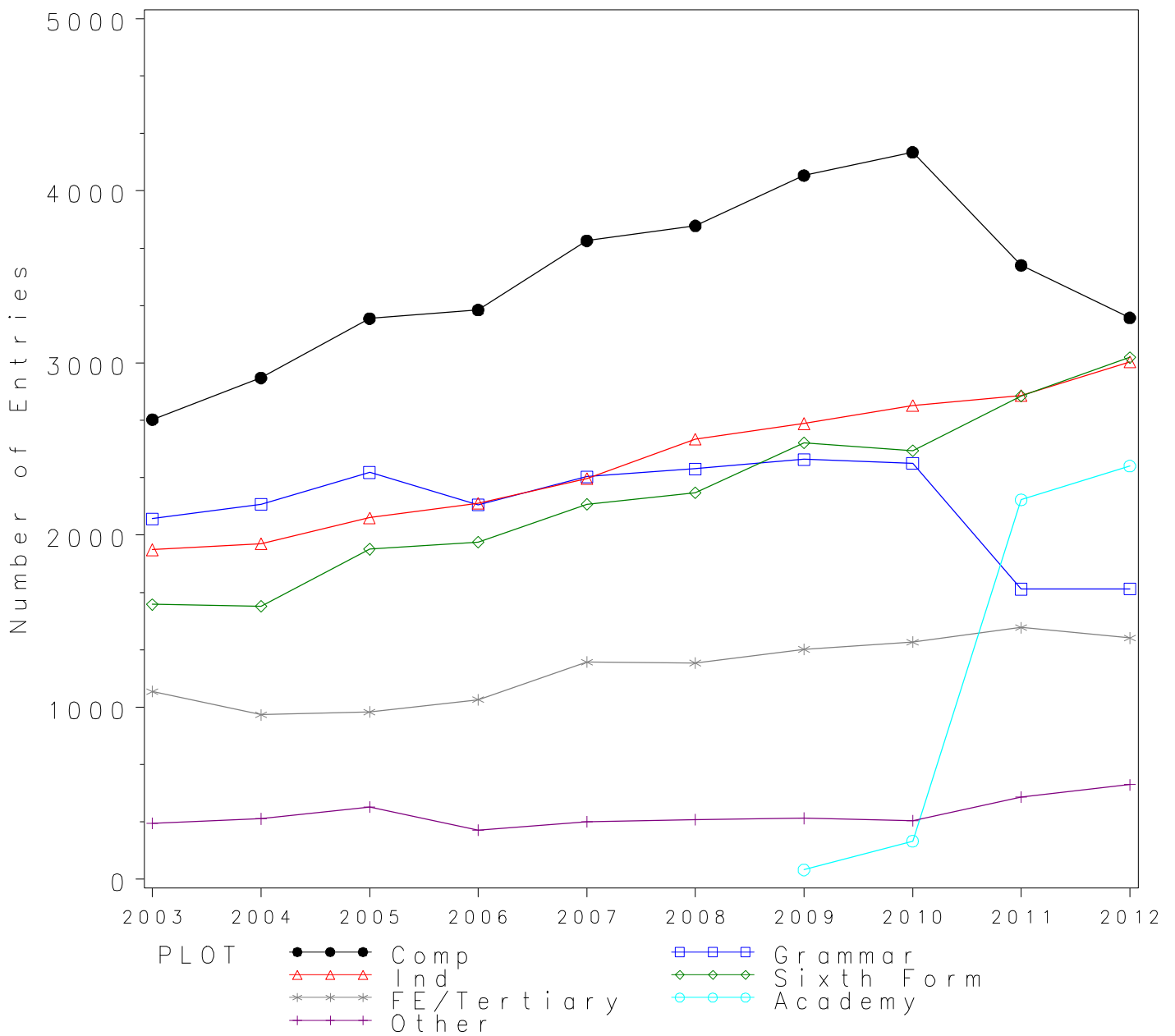
Cumulative % at Grade E by school type



Numbers of GCE A Level entries in POLITICAL STUDIES by school type 2003- 2012

School type	2003	2004	2005	2006	2007	2008	2009	2010	2011	2012
Comprehensive	2671	2913	3258	3308	3710	3797	4089	4224	3567	3262
Grammar	2095	2178	2364	2175	2339	2385	2440	2417	1686	1688
Independent	1915	1949	2101	2186	2328	2557	2648	2752	2811	3006
Sixth Form	1597	1587	1918	1960	2179	2246	2536	2491	2809	3032
FE/Tertiary	1091	956	972	1044	1262	1257	1337	1378	1463	1402
Academy	55	222	2205	2401
Other	326	352	420	285	335	348	355	341	479	550

GCE A Level POLITICAL STUDIES Entries by school type 2003–2012



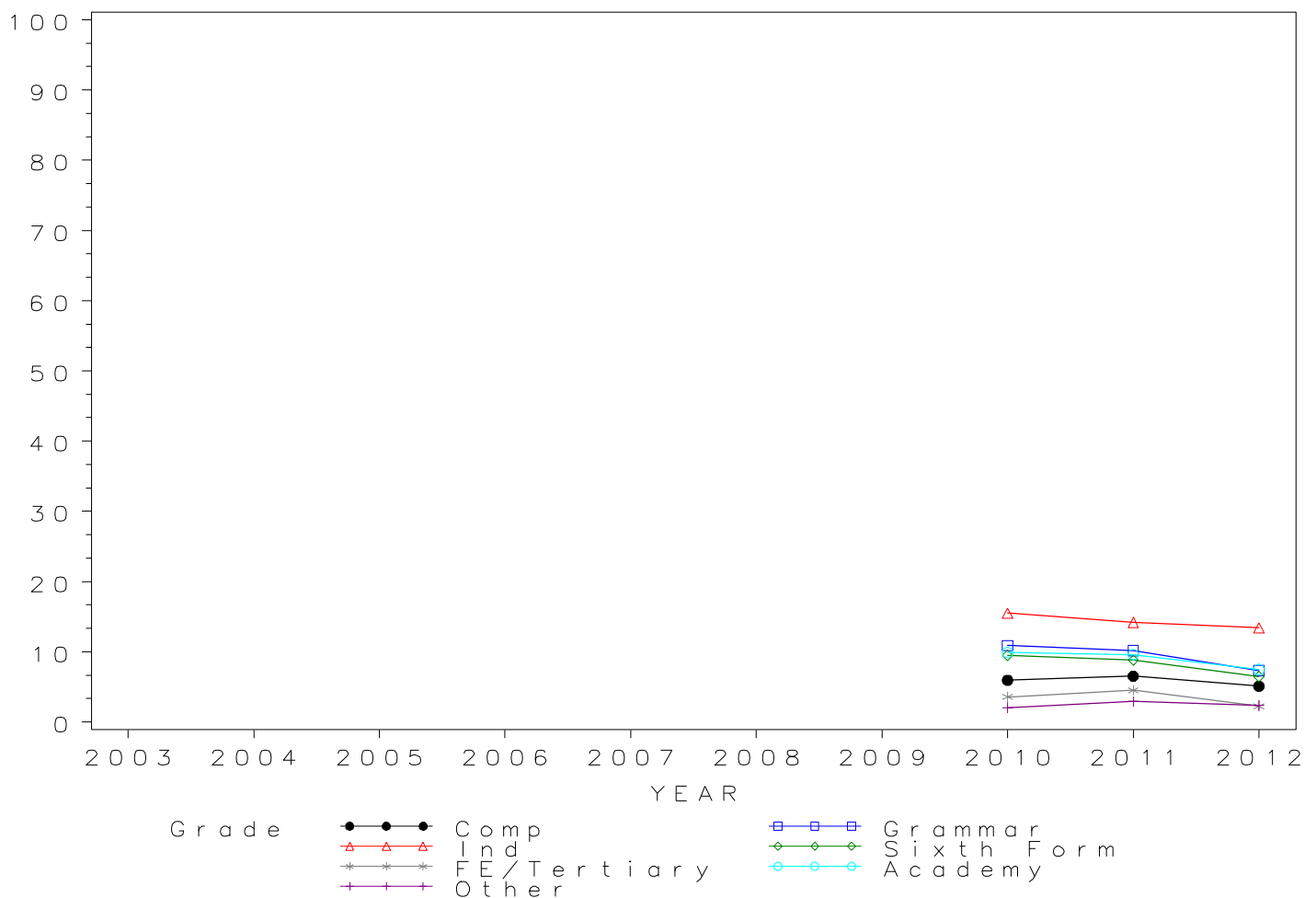
GCE A Level POLITICAL STUDIES Grade A by school type 2003- 2012
Cumulative Percentages*

School type	2003	2004	2005	2006	2007	2008	2009	2010	2011	2012
Comprehensive	6.0	6.5	5.1
Grammar	10.9	10.2	7.3
Independent	15.5	14.2	13.4
Sixth Form	9.5	8.8	6.5
FE/Tertiary	3.6	4.5	2.3
Academy	9.9	9.6	7.5
Other	2.1	2.9	2.4

Cumulative Numbers

School type	2003	2004	2005	2006	2007	2008	2009	2010	2011	2012
Comprehensive	252	233	167
Grammar	263	172	124
Independent	427	399	403
Sixth Form	237	247	197
FE/Tertiary	49	66	32
Academy	22	212	180
Other	7	14	13

Cumulative % at Grade A* by school type



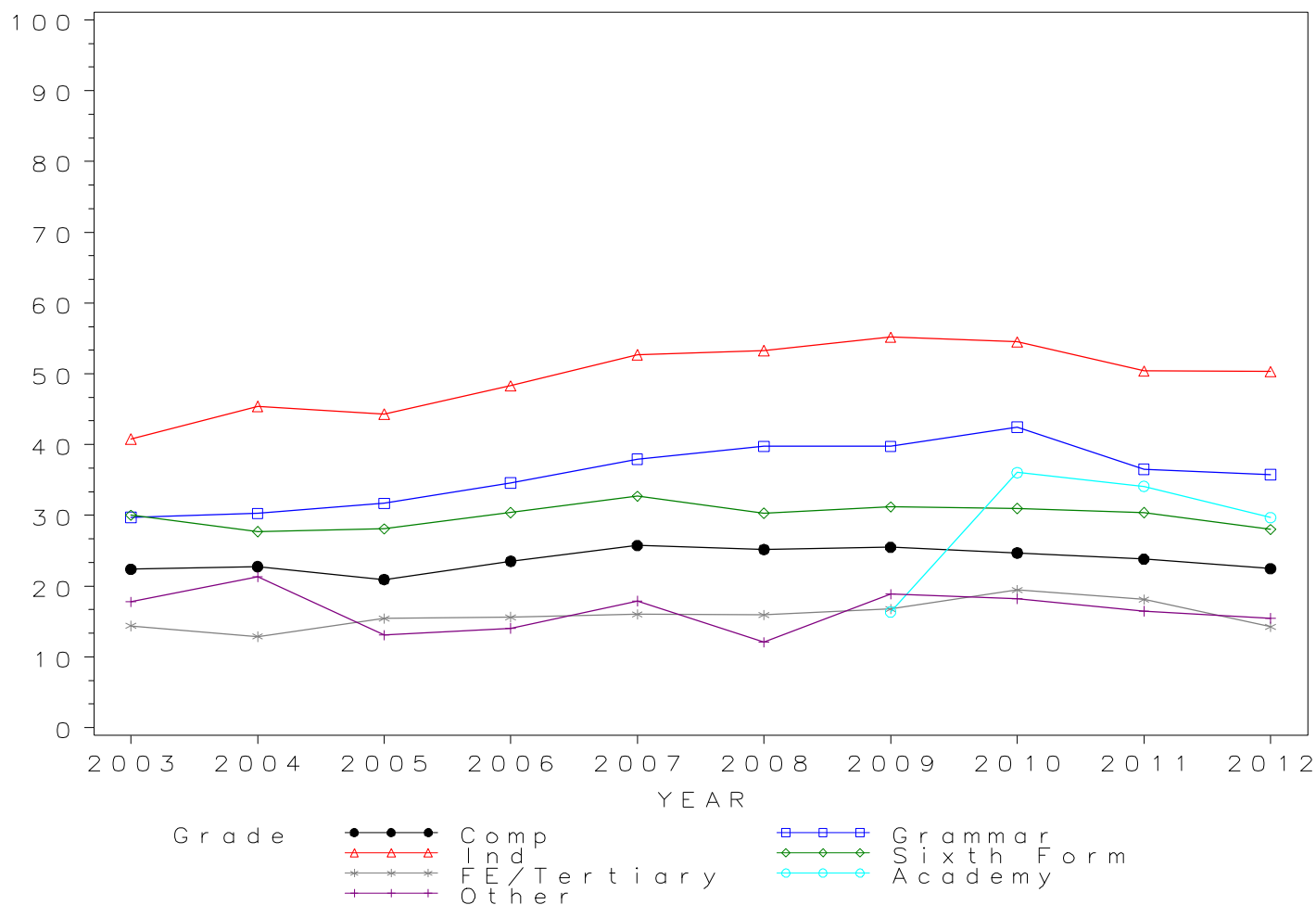
*GCE A Level POLITICAL STUDIES Grade A by school type 2003- 2012
Cumulative Percentages*

School type	2003	2004	2005	2006	2007	2008	2009	2010	2011	2012
Comprehensive	22.4	22.8	20.9	23.5	25.7	25.2	25.5	24.7	23.8	22.5
Grammar	29.7	30.3	31.7	34.6	38.0	39.7	39.8	42.5	36.5	35.8
Independent	40.8	45.4	44.3	48.3	52.7	53.3	55.2	54.5	50.4	50.3
Sixth Form	30.0	27.7	28.1	30.4	32.7	30.3	31.2	31.0	30.4	28.0
FE/Tertiary	14.4	12.9	15.4	15.6	16.0	15.9	16.8	19.4	18.1	14.3
Academy	16.4	36.0	34.1	29.7
Other	17.8	21.3	13.1	14.0	17.9	12.1	18.9	18.2	16.5	15.5

Cumulative Numbers

School type	2003	2004	2005	2006	2007	2008	2009	2010	2011	2012
Comprehensive	598	663	682	778	955	956	1042	1043	850	733
Grammar	623	659	749	752	888	948	970	1027	616	604
Independent	781	885	931	1056	1227	1363	1462	1500	1417	1512
Sixth Form	479	440	539	596	713	681	791	772	854	849
FE/Tertiary	157	123	150	163	202	200	224	268	265	200
Academy	9	80	752	713
Other	58	75	55	40	60	42	67	62	79	85

Cumulative % at Grade A by school type



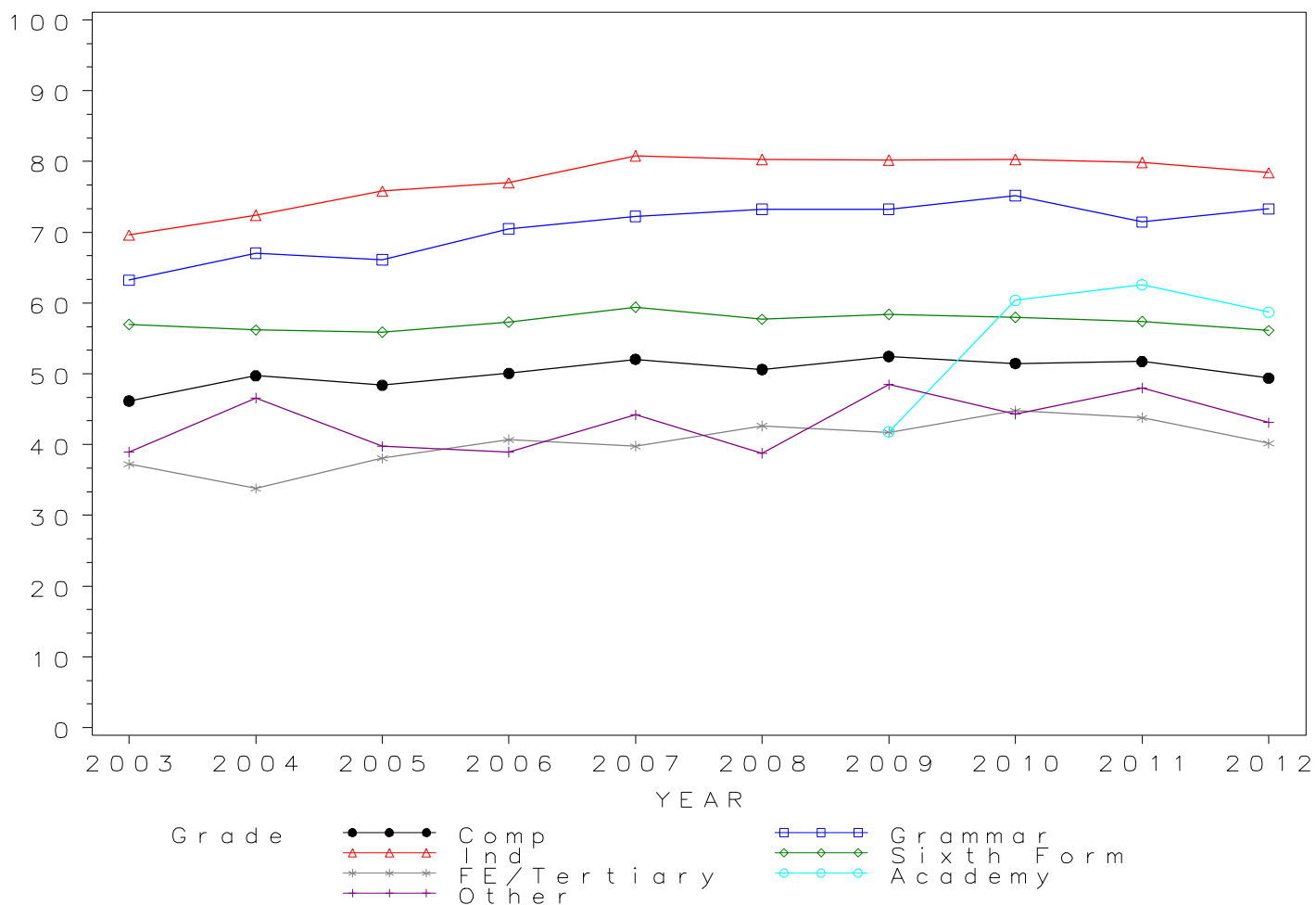
*GCE A Level POLITICAL STUDIES Grade B by school type 2003- 2012
Cumulative Percentages*

School type	2003	2004	2005	2006	2007	2008	2009	2010	2011	2012
Comprehensive	46.2	49.7	48.4	50.1	52.0	50.6	52.5	51.5	51.7	49.4
Grammar	63.2	67.0	66.1	70.5	72.3	73.2	73.2	75.2	71.5	73.3
Independent	69.6	72.4	75.8	77.0	80.8	80.3	80.2	80.3	79.9	78.4
Sixth Form	57.0	56.2	55.9	57.3	59.4	57.7	58.4	58.0	57.4	56.1
FE/Tertiary	37.2	33.8	38.1	40.7	39.8	42.6	41.7	44.8	43.8	40.2
Academy	41.8	60.4	62.6	58.7
Other	39.0	46.6	39.8	38.9	44.2	38.8	48.5	44.3	48.0	43.1

Cumulative Numbers

School type	2003	2004	2005	2006	2007	2008	2009	2010	2011	2012
Comprehensive	1233	1448	1577	1656	1931	1922	2145	2174	1845	1611
Grammar	1325	1460	1563	1533	1690	1747	1787	1817	1205	1237
Independent	1333	1411	1593	1683	1881	2053	2124	2210	2246	2357
Sixth Form	910	892	1072	1123	1294	1296	1481	1445	1612	1701
FE/Tertiary	406	323	370	425	502	536	558	617	641	563
Academy	23	134	1380	1409
Other	127	164	167	111	148	135	172	151	230	237

Cumulative % at Grade B by school type



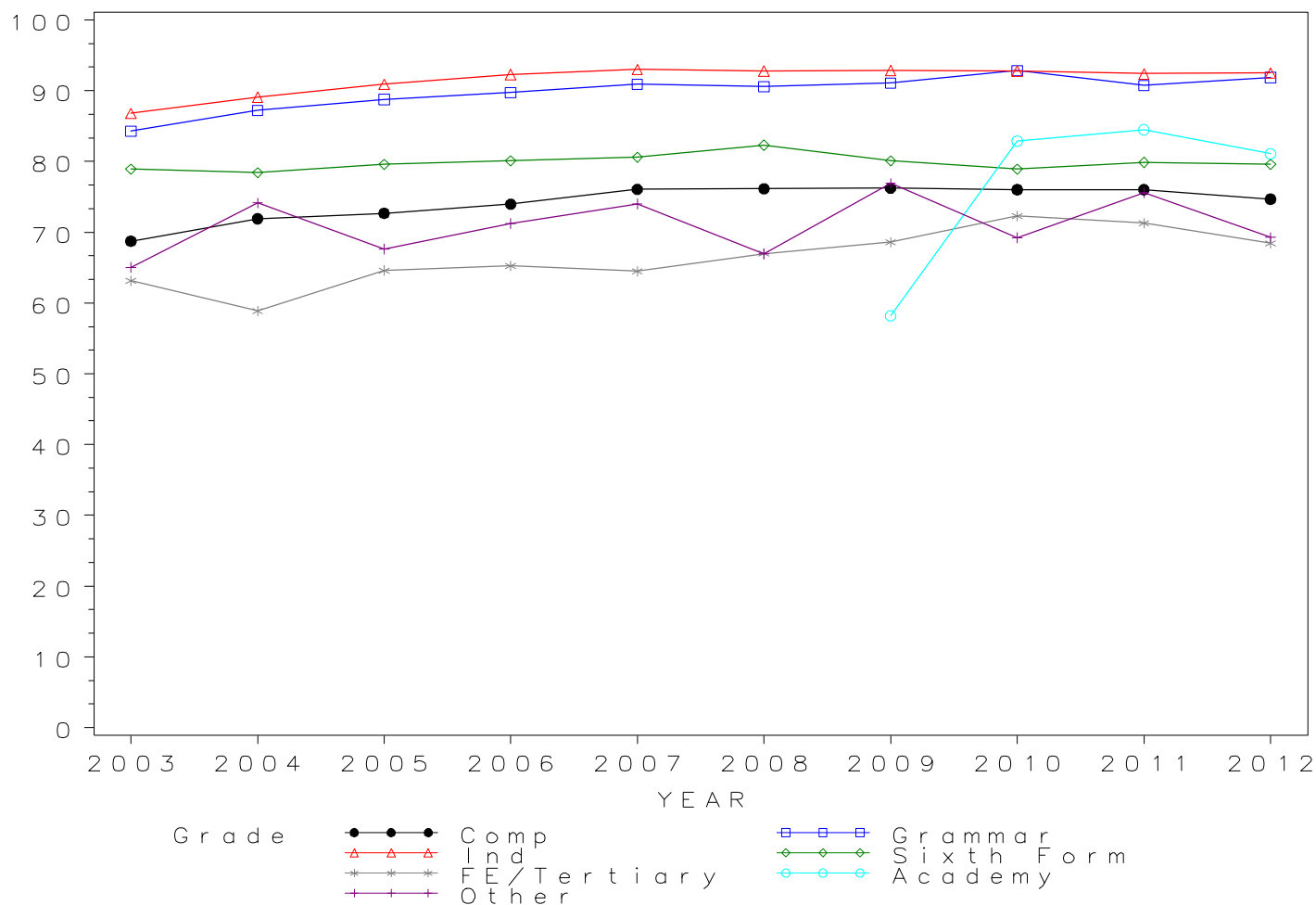
*GCE A Level POLITICAL STUDIES Grade C by school type 2003- 2012
Cumulative Percentages*

School type	2003	2004	2005	2006	2007	2008	2009	2010	2011	2012
Comprehensive	68.7	71.9	72.7	74.0	76.1	76.1	76.2	76.0	76.0	74.7
Grammar	84.3	87.2	88.8	89.7	90.9	90.6	91.1	92.8	90.7	91.9
Independent	86.8	89.1	90.9	92.3	93.0	92.8	92.9	92.8	92.4	92.5
Sixth Form	78.9	78.4	79.6	80.1	80.6	82.3	80.1	78.9	79.9	79.6
FE/Tertiary	63.2	58.9	64.6	65.2	64.5	67.0	68.6	72.3	71.3	68.5
Academy	58.2	82.9	84.5	81.1
Other	65.0	74.1	67.6	71.2	74.0	67.0	76.9	69.2	75.6	69.3

Cumulative Numbers

School type	2003	2004	2005	2006	2007	2008	2009	2010	2011	2012
Comprehensive	1836	2095	2368	2447	2822	2891	3117	3211	2712	2436
Grammar	1766	1900	2099	1952	2126	2160	2222	2244	1530	1551
Independent	1662	1737	1910	2018	2165	2373	2460	2554	2597	2781
Sixth Form	1260	1244	1527	1570	1756	1848	2031	1965	2244	2413
FE/Tertiary	689	563	628	681	814	842	917	996	1043	960
Academy	32	184	1863	1947
Other	212	261	284	203	248	233	273	236	362	381

Cumulative % at Grade C by school type

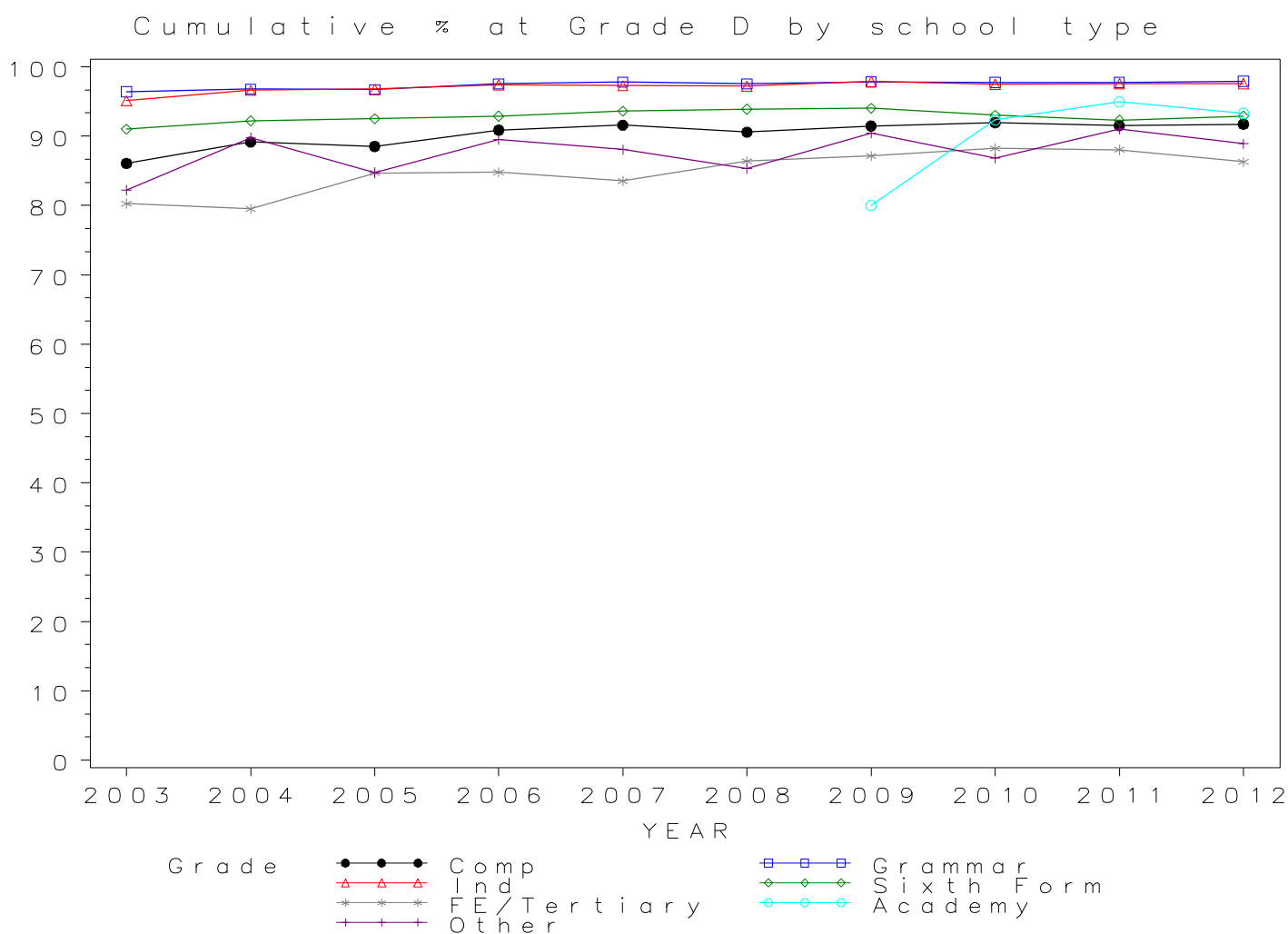


*GCE A Level POLITICAL STUDIES Grade D by school type 2003- 2012
Cumulative Percentages*

School type	2003	2004	2005	2006	2007	2008	2009	2010	2011	2012
Comprehensive	86.1	89.2	88.5	90.9	91.6	90.6	91.5	92.0	91.5	91.7
Grammar	96.4	96.8	96.7	97.5	97.8	97.5	97.8	97.8	97.7	97.9
Independent	95.1	96.6	96.8	97.4	97.3	97.2	97.9	97.5	97.6	97.6
Sixth Form	91.0	92.2	92.5	92.9	93.6	93.9	94.0	93.0	92.3	92.9
FE/Tertiary	80.3	79.5	84.7	84.8	83.5	86.4	87.1	88.2	88.0	86.3
Academy	80.0	92.3	94.9	93.3
Other	82.2	89.8	84.8	89.5	88.1	85.3	90.4	86.8	91.0	88.9

Cumulative Numbers

School type	2003	2004	2005	2006	2007	2008	2009	2010	2011	2012
Comprehensive	2299	2597	2884	3006	3398	3439	3740	3884	3265	2992
Grammar	2020	2108	2286	2121	2287	2326	2387	2363	1648	1653
Independent	1821	1883	2034	2129	2265	2485	2592	2683	2744	2934
Sixth Form	1453	1463	1774	1821	2040	2109	2384	2317	2593	2817
FE/Tertiary	876	760	823	885	1054	1086	1165	1216	1288	1210
Academy	44	205	2093	2240
Other	268	316	356	255	295	297	321	296	436	489

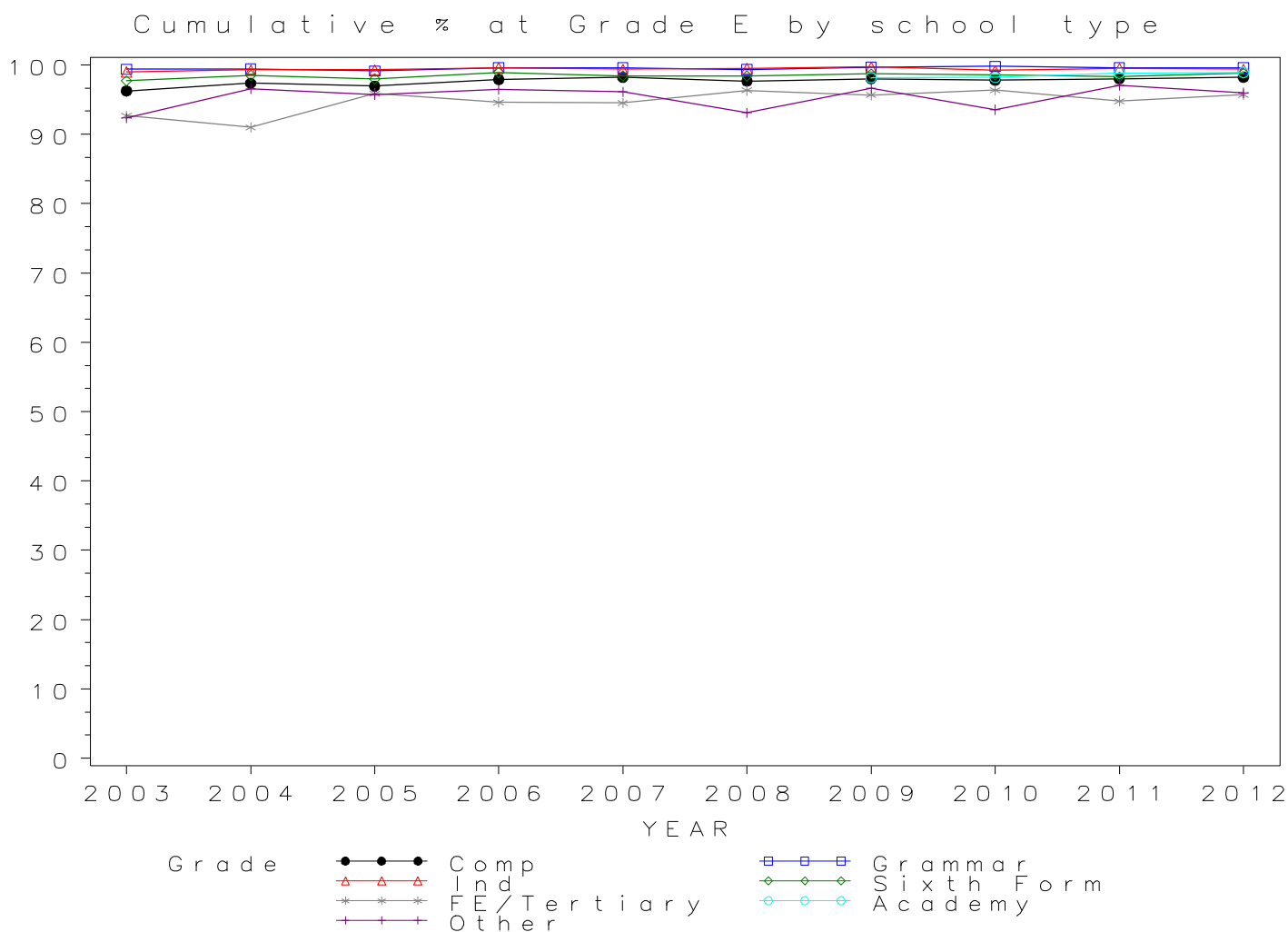


*GCE A Level POLITICAL STUDIES Grade E by school type 2003- 2012
Cumulative Percentages*

School type	2003	2004	2005	2006	2007	2008	2009	2010	2011	2012
Comprehensive	96.3	97.4	96.9	97.9	98.2	97.7	98.0	97.8	98.0	98.3
Grammar	99.4	99.4	99.1	99.6	99.6	99.3	99.7	99.8	99.6	99.6
Independent	99.0	99.3	99.3	99.6	99.4	99.5	99.7	99.2	99.5	99.4
Sixth Form	97.7	98.5	98.0	98.9	98.4	98.4	98.7	98.6	98.3	98.8
FE/Tertiary	92.7	91.0	95.9	94.6	94.5	96.3	95.7	96.4	94.8	95.7
Academy	98.2	98.2	98.8	98.9
Other	92.3	96.6	95.7	96.5	96.1	93.1	96.6	93.5	97.1	96.0

Cumulative Numbers

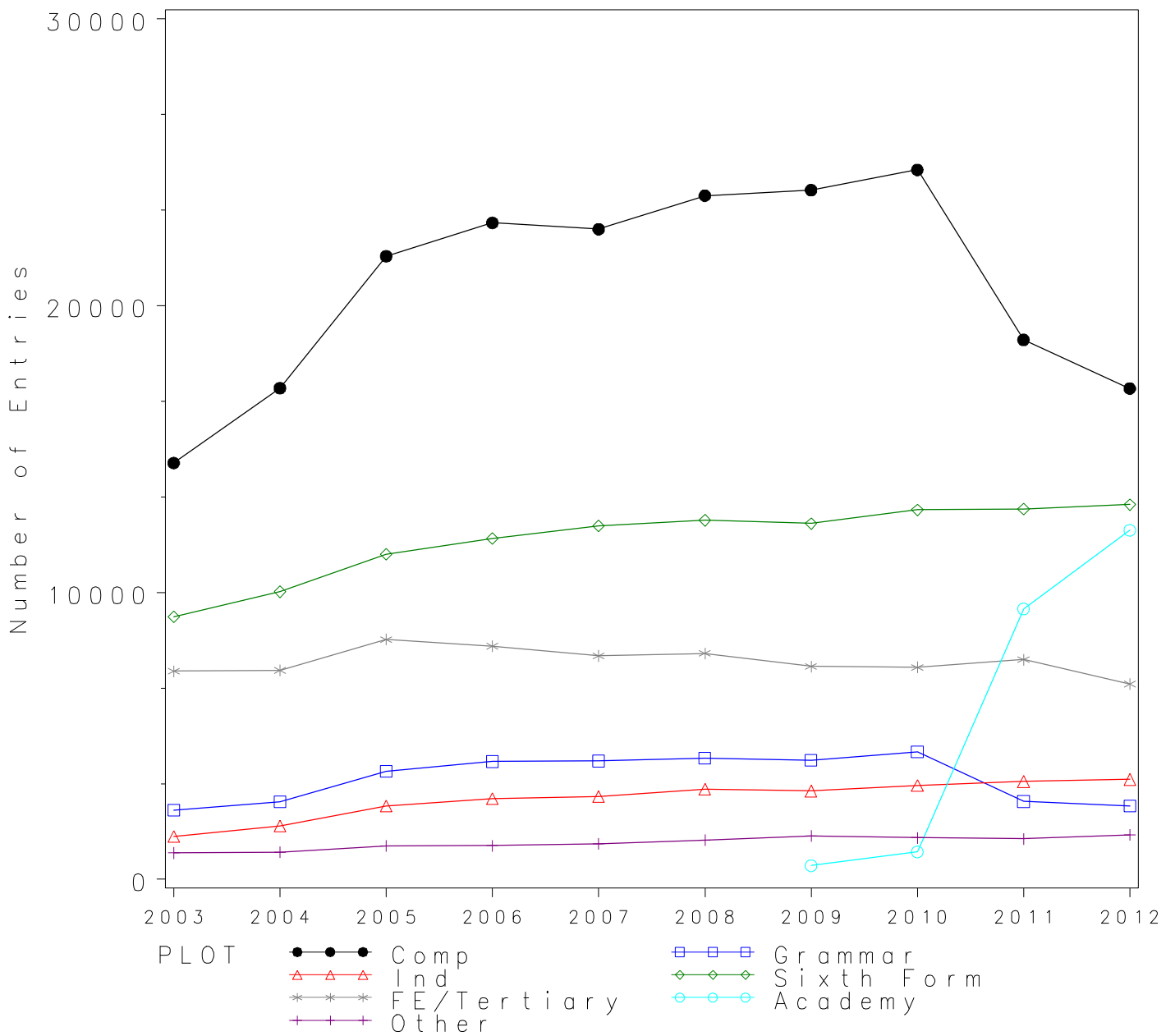
School type	2003	2004	2005	2006	2007	2008	2009	2010	2011	2012
Comprehensive	2571	2836	3158	3239	3644	3709	4008	4132	3496	3205
Grammar	2082	2165	2343	2166	2329	2369	2432	2412	1679	1681
Independent	1896	1935	2086	2177	2314	2544	2640	2730	2797	2988
Sixth Form	1560	1563	1880	1938	2144	2210	2503	2456	2761	2996
FE/Tertiary	1011	870	932	988	1193	1211	1279	1328	1387	1342
Academy	54	218	2179	2375
Other	301	340	402	275	322	324	343	319	465	528



Numbers of GCE A Level entries in PSYCHOLOGY by school type 2003- 2012

School type	2003	2004	2005	2006	2007	2008	2009	2010	2011	2012
Comprehensive	14513	17125	21722	22887	22663	23833	24029	24732	18808	17109
Grammar	2409	2701	3763	4109	4125	4223	4158	4440	2715	2557
Independent	1498	1868	2553	2812	2883	3149	3081	3278	3413	3484
Sixth Form	9150	10024	11331	11881	12320	12518	12405	12879	12904	13064
FE/Tertiary	7256	7287	8362	8130	7791	7876	7422	7392	7658	6813
Academy	478	958	9428	12170
Other	921	952	1168	1173	1234	1369	1508	1448	1411	1547

GCE A Level PSYCHOLOGY Entries by school type 2003–2012



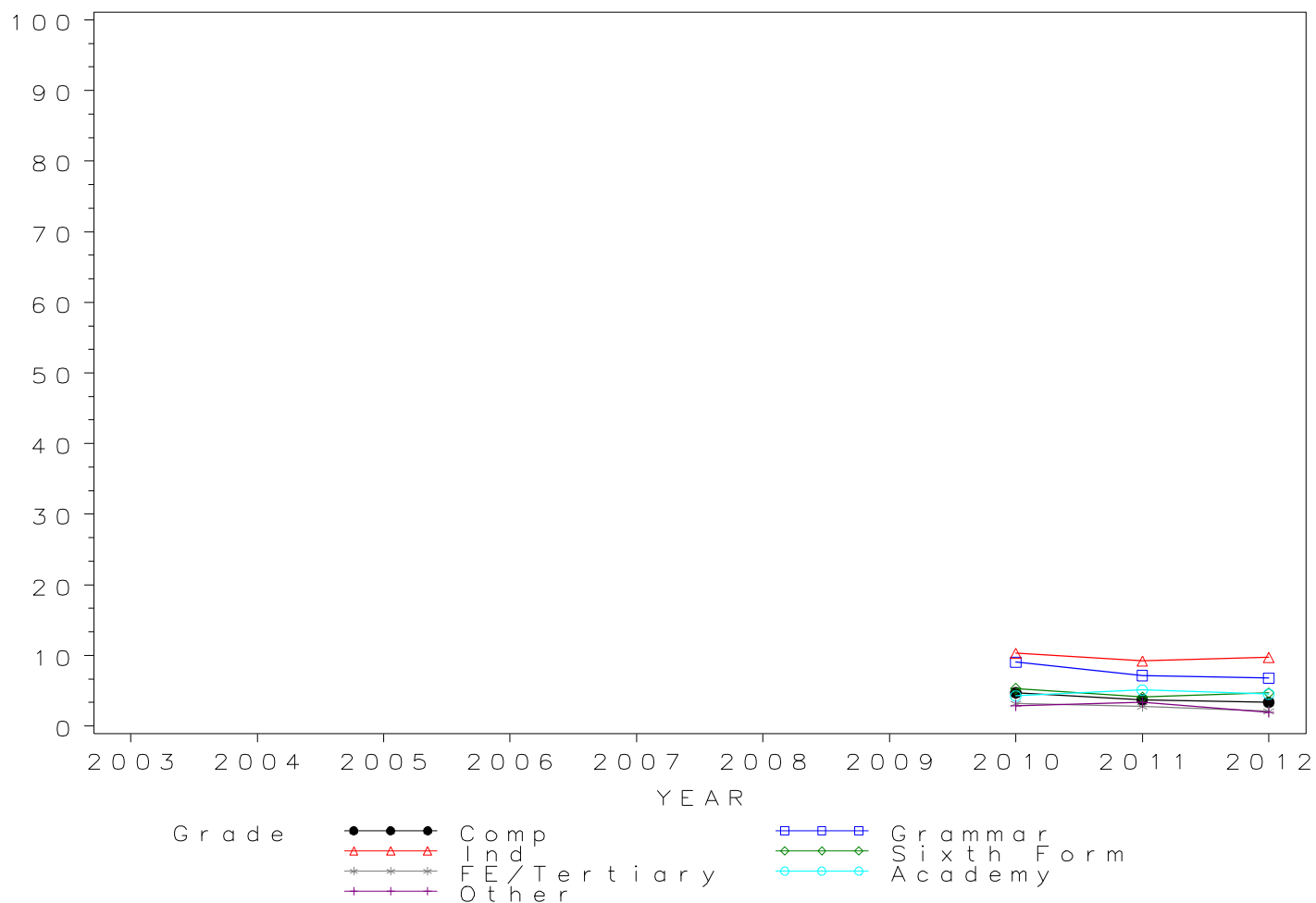
GCE A Level PSYCHOLOGY Grade A by school type 2003- 2012
Cumulative Percentages*

School type	2003	2004	2005	2006	2007	2008	2009	2010	2011	2012
Comprehensive	4.7	3.7	3.4
Grammar	9.1	7.1	6.8
Independent	10.3	9.2	9.7
Sixth Form	5.3	4.1	4.7
FE/Tertiary	3.2	2.8	2.1
Academy	4.3	5.1	4.5
Other	2.9	3.3	1.9

Cumulative Numbers

School type	2003	2004	2005	2006	2007	2008	2009	2010	2011	2012
Comprehensive	1168	703	577
Grammar	402	194	174
Independent	338	314	338
Sixth Form	683	529	614
FE/Tertiary	235	212	145
Academy	41	481	548
Other	42	47	30

Cumulative % at Grade A* by school type



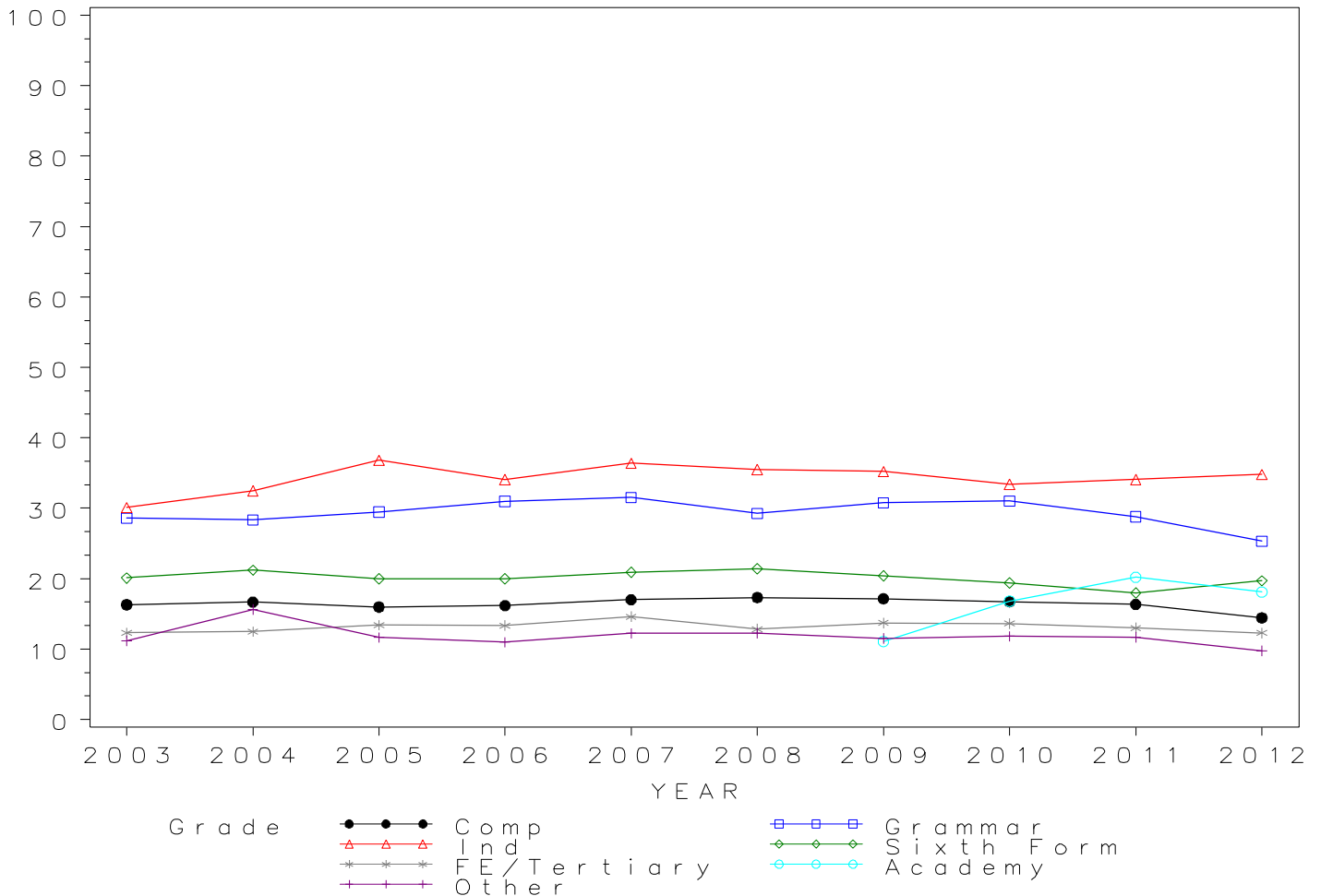
*GCE A Level PSYCHOLOGY Grade A by school type 2003- 2012
Cumulative Percentages*

School type	2003	2004	2005	2006	2007	2008	2009	2010	2011	2012
Comprehensive	16.3	16.7	16.0	16.2	17.0	17.3	17.2	16.7	16.4	14.4
Grammar	28.6	28.4	29.5	31.0	31.5	29.3	30.8	31.0	28.8	25.3
Independent	30.1	32.5	36.8	34.1	36.4	35.5	35.2	33.4	34.1	34.8
Sixth Form	20.1	21.2	20.0	20.0	20.9	21.4	20.4	19.4	18.0	19.7
FE/Tertiary	12.3	12.5	13.4	13.4	14.6	12.9	13.7	13.6	13.0	12.3
Academy	11.1	16.8	20.2	18.1
Other	11.2	15.7	11.6	11.0	12.2	12.3	11.5	11.8	11.7	9.8

Cumulative Numbers

School type	2003	2004	2005	2006	2007	2008	2009	2010	2011	2012
Comprehensive	2367	2854	3471	3702	3853	4130	4122	4139	3078	2471
Grammar	689	766	1109	1273	1301	1236	1279	1377	782	647
Independent	451	607	940	959	1049	1118	1085	1095	1164	1212
Sixth Form	1839	2125	2266	2376	2575	2679	2531	2499	2323	2574
FE/Tertiary	895	911	1122	1086	1138	1013	1018	1007	998	837
Academy	53	161	1904	2203
Other	103	149	136	129	151	168	174	171	165	151

Cumulative % at Grade A by school type



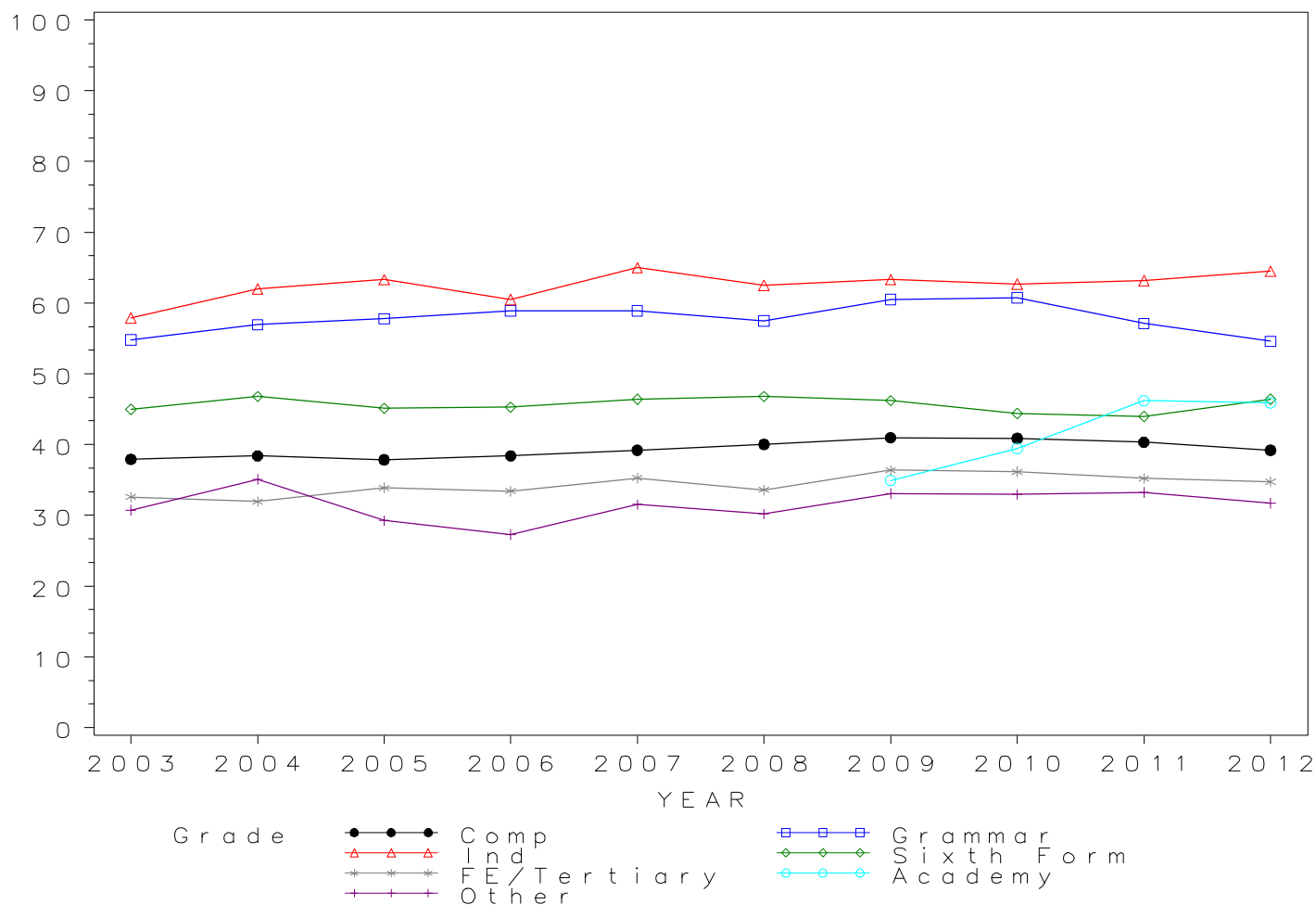
*GCE A Level PSYCHOLOGY Grade B by school type 2003- 2012
Cumulative Percentages*

School type	2003	2004	2005	2006	2007	2008	2009	2010	2011	2012
Comprehensive	37.9	38.4	37.9	38.4	39.2	40.0	41.0	40.9	40.3	39.2
Grammar	54.8	56.9	57.8	58.9	58.9	57.5	60.5	60.7	57.1	54.6
Independent	57.9	62.0	63.3	60.5	65.0	62.5	63.3	62.7	63.2	64.5
Sixth Form	45.0	46.8	45.1	45.3	46.4	46.8	46.2	44.4	44.0	46.4
FE/Tertiary	32.6	31.9	33.9	33.4	35.3	33.6	36.4	36.2	35.2	34.8
Academy	34.9	39.5	46.2	45.9
Other	30.7	35.1	29.3	27.3	31.5	30.2	33.1	32.9	33.2	31.7

Cumulative Numbers

School type	2003	2004	2005	2006	2007	2008	2009	2010	2011	2012
Comprehensive	5504	6575	8222	8792	8885	9542	9847	10108	7584	6707
Grammar	1320	1538	2175	2420	2430	2427	2515	2697	1551	1396
Independent	867	1158	1616	1701	1874	1968	1950	2055	2157	2247
Sixth Form	4118	4691	5110	5382	5716	5858	5731	5718	5678	6062
FE/Tertiary	2365	2327	2835	2718	2748	2646	2700	2674	2697	2368
Academy	167	378	4356	5586
Other	283	334	342	320	389	413	499	477	469	491

Cumulative % at Grade B by school type



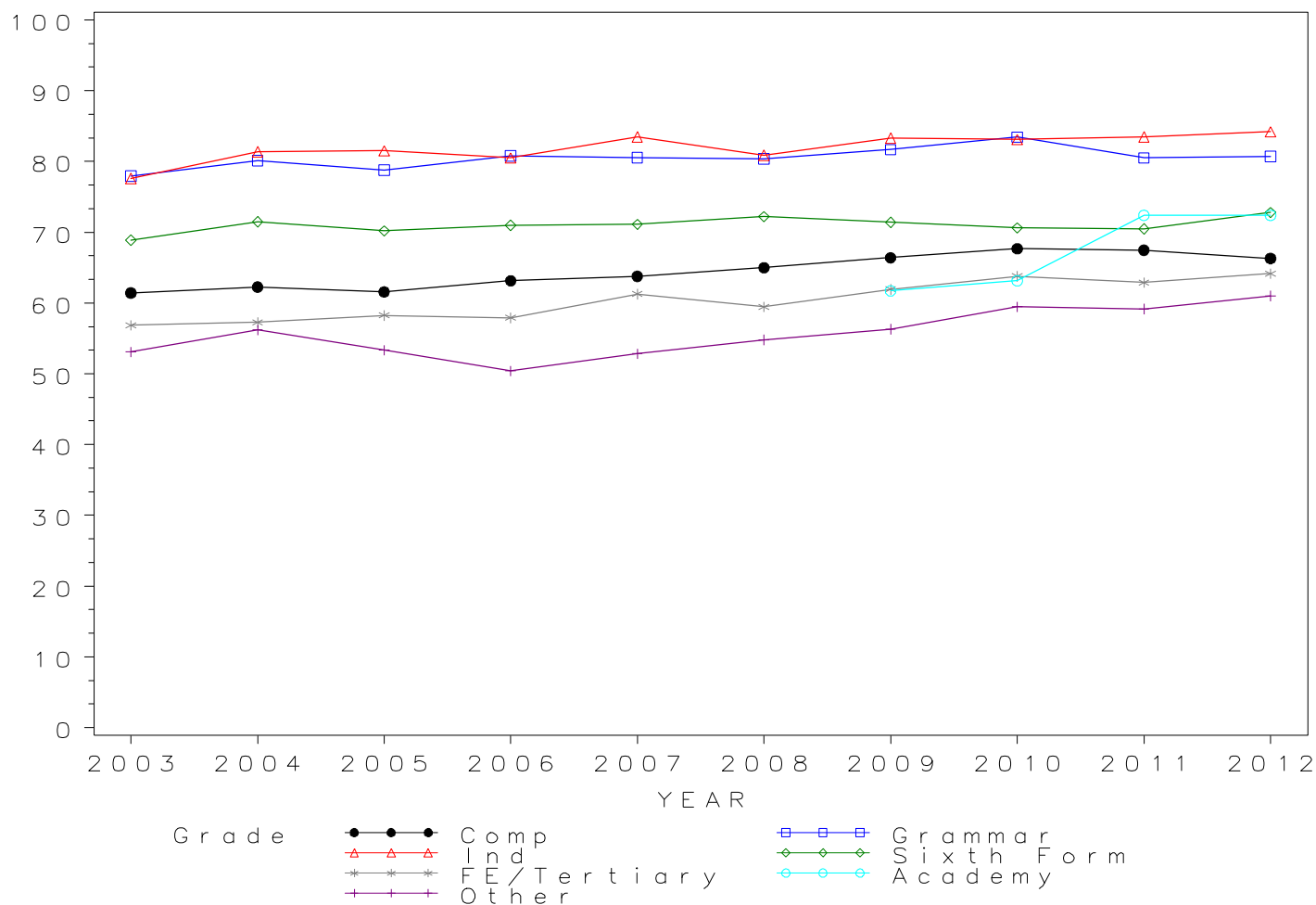
*GCE A Level PSYCHOLOGY Grade C by school type 2003- 2012
Cumulative Percentages*

School type	2003	2004	2005	2006	2007	2008	2009	2010	2011	2012
Comprehensive	61.4	62.3	61.6	63.2	63.8	65.0	66.4	67.7	67.5	66.3
Grammar	78.0	80.1	78.8	80.8	80.6	80.4	81.7	83.4	80.5	80.7
Independent	77.6	81.4	81.5	80.5	83.5	80.9	83.3	83.1	83.5	84.2
Sixth Form	68.9	71.5	70.2	71.0	71.1	72.2	71.4	70.6	70.5	72.8
FE/Tertiary	56.9	57.3	58.3	57.9	61.3	59.5	61.9	63.8	62.9	64.1
Academy	61.7	63.2	72.4	72.4
Other	53.1	56.2	53.3	50.4	52.8	54.8	56.3	59.5	59.2	61.0

Cumulative Numbers

School type	2003	2004	2005	2006	2007	2008	2009	2010	2011	2012
Comprehensive	8915	10663	13376	14456	14456	15488	15955	16736	12691	11344
Grammar	1878	2164	2965	3321	3323	3394	3397	3705	2186	2064
Independent	1162	1521	2081	2264	2407	2548	2566	2724	2850	2934
Sixth Form	6304	7167	7954	8436	8760	9038	8857	9093	9097	9511
FE/Tertiary	4126	4175	4871	4708	4773	4684	4597	4715	4817	4370
Academy	295	605	6826	8811
Other	489	535	623	591	652	750	849	861	835	944

Cumulative % at Grade C by school type



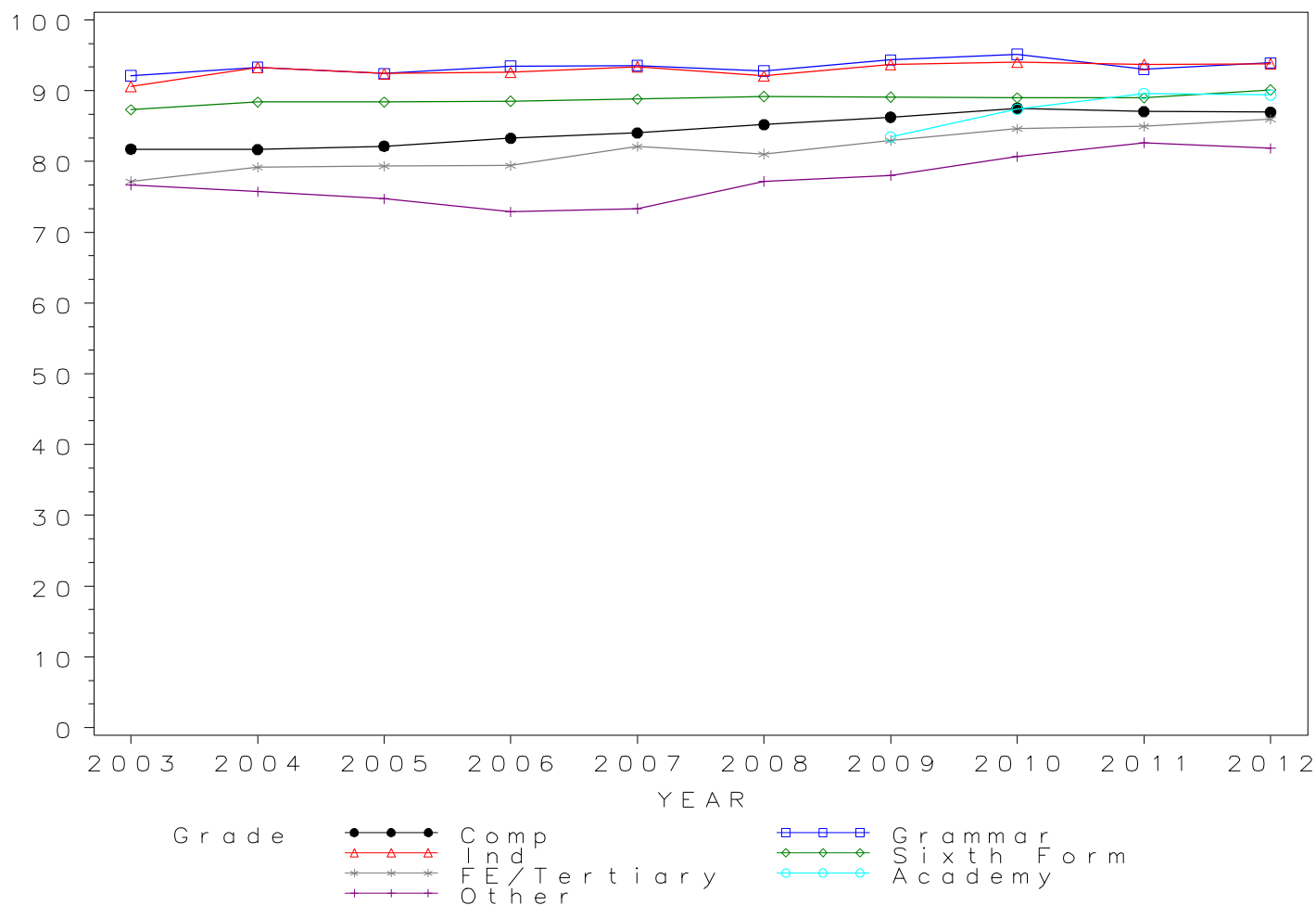
*GCE A Level PSYCHOLOGY Grade D by school type 2003- 2012
Cumulative Percentages*

School type	2003	2004	2005	2006	2007	2008	2009	2010	2011	2012
Comprehensive	81.7	81.7	82.2	83.3	84.0	85.2	86.3	87.5	87.0	87.0
Grammar	92.1	93.3	92.4	93.5	93.6	92.8	94.3	95.1	93.0	93.9
Independent	90.6	93.3	92.4	92.6	93.4	92.1	93.7	94.0	93.7	93.8
Sixth Form	87.3	88.4	88.4	88.5	88.8	89.2	89.1	89.0	89.0	90.1
FE/Tertiary	77.2	79.2	79.3	79.4	82.1	81.0	83.0	84.6	84.9	86.0
Academy	83.5	87.4	89.6	89.4
Other	76.7	75.7	74.7	72.9	73.3	77.2	78.1	80.7	82.6	81.8

Cumulative Numbers

School type	2003	2004	2005	2006	2007	2008	2009	2010	2011	2012
Comprehensive	11864	13991	17847	19058	19043	20304	20727	21643	16371	14882
Grammar	2219	2520	3478	3840	3859	3919	3923	4224	2526	2402
Independent	1357	1743	2359	2604	2693	2900	2887	3081	3198	3268
Sixth Form	7988	8861	10017	10515	10940	11166	11053	11462	11485	11771
FE/Tertiary	5600	5770	6633	6456	6397	6383	6159	6254	6505	5857
Academy	399	837	8447	10880
Other	706	721	873	855	905	1057	1177	1168	1166	1266

Cumulative % at Grade D by school type



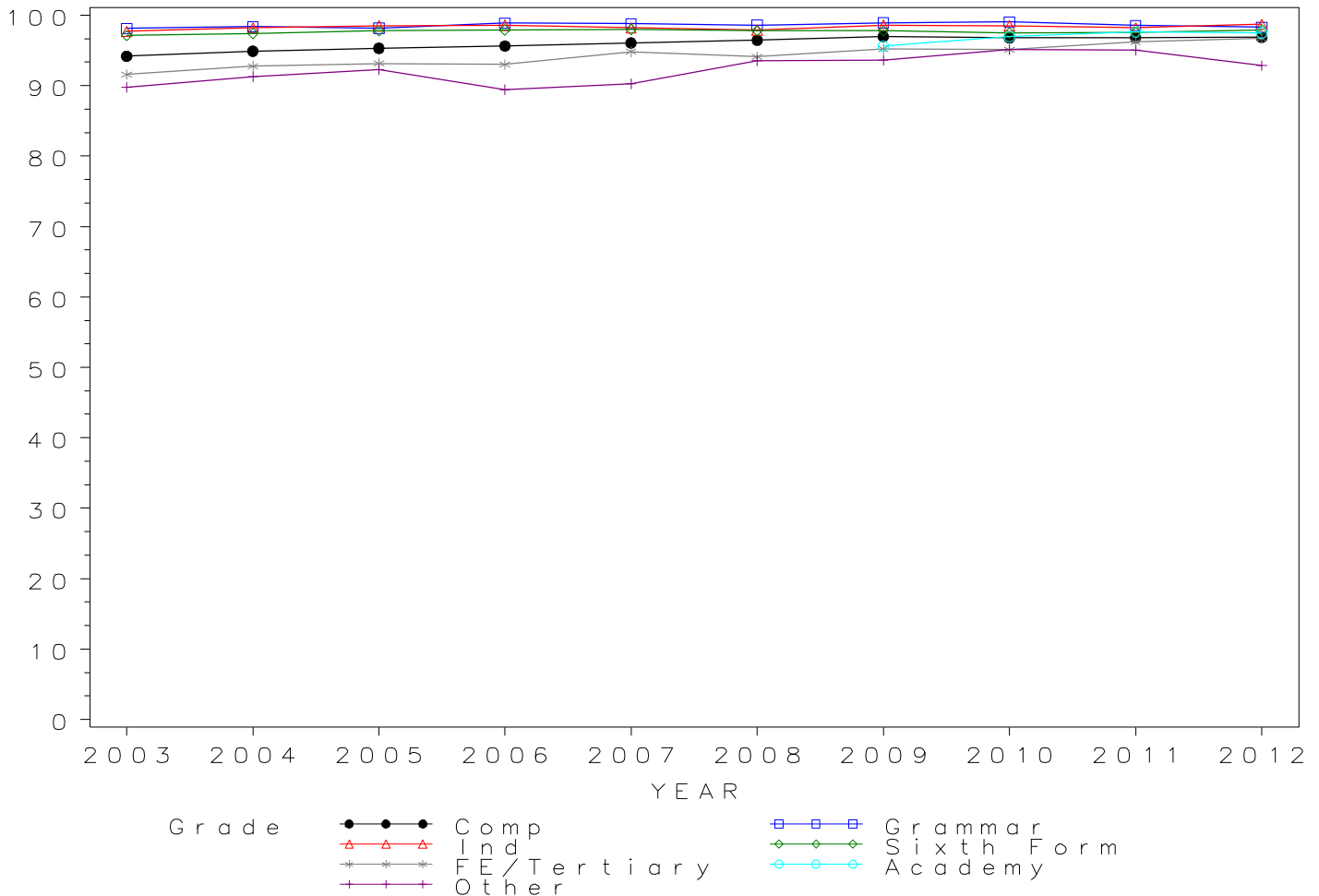
*GCE A Level PSYCHOLOGY Grade E by school type 2003- 2012
Cumulative Percentages*

School type	2003	2004	2005	2006	2007	2008	2009	2010	2011	2012
Comprehensive	94.2	94.9	95.3	95.6	96.1	96.5	97.0	96.8	96.8	96.9
Grammar	98.1	98.4	98.2	98.9	98.8	98.6	98.9	99.0	98.5	98.3
Independent	97.7	98.2	98.5	98.6	98.2	97.9	98.6	98.5	98.2	98.7
Sixth Form	97.1	97.4	97.8	97.9	98.0	97.8	97.8	97.5	97.6	97.9
FE/Tertiary	91.6	92.8	93.1	93.0	94.8	94.1	95.2	95.1	96.2	96.7
Academy	95.6	97.0	97.6	97.5
Other	89.8	91.3	92.3	89.4	90.3	93.6	93.6	95.2	95.0	92.8

Cumulative Numbers

School type	2003	2004	2005	2006	2007	2008	2009	2010	2011	2012
Comprehensive	13669	16252	20704	21888	21770	22988	23306	23938	18206	16574
Grammar	2364	2657	3694	4063	4076	4164	4113	4397	2675	2513
Independent	1464	1834	2515	2773	2831	3083	3038	3229	3352	3439
Sixth Form	8885	9763	11082	11631	12074	12243	12132	12557	12594	12790
FE/Tertiary	6645	6761	7788	7563	7388	7412	7068	7030	7366	6587
Academy	457	929	9202	11866
Other	827	869	1078	1049	1114	1281	1412	1378	1341	1436

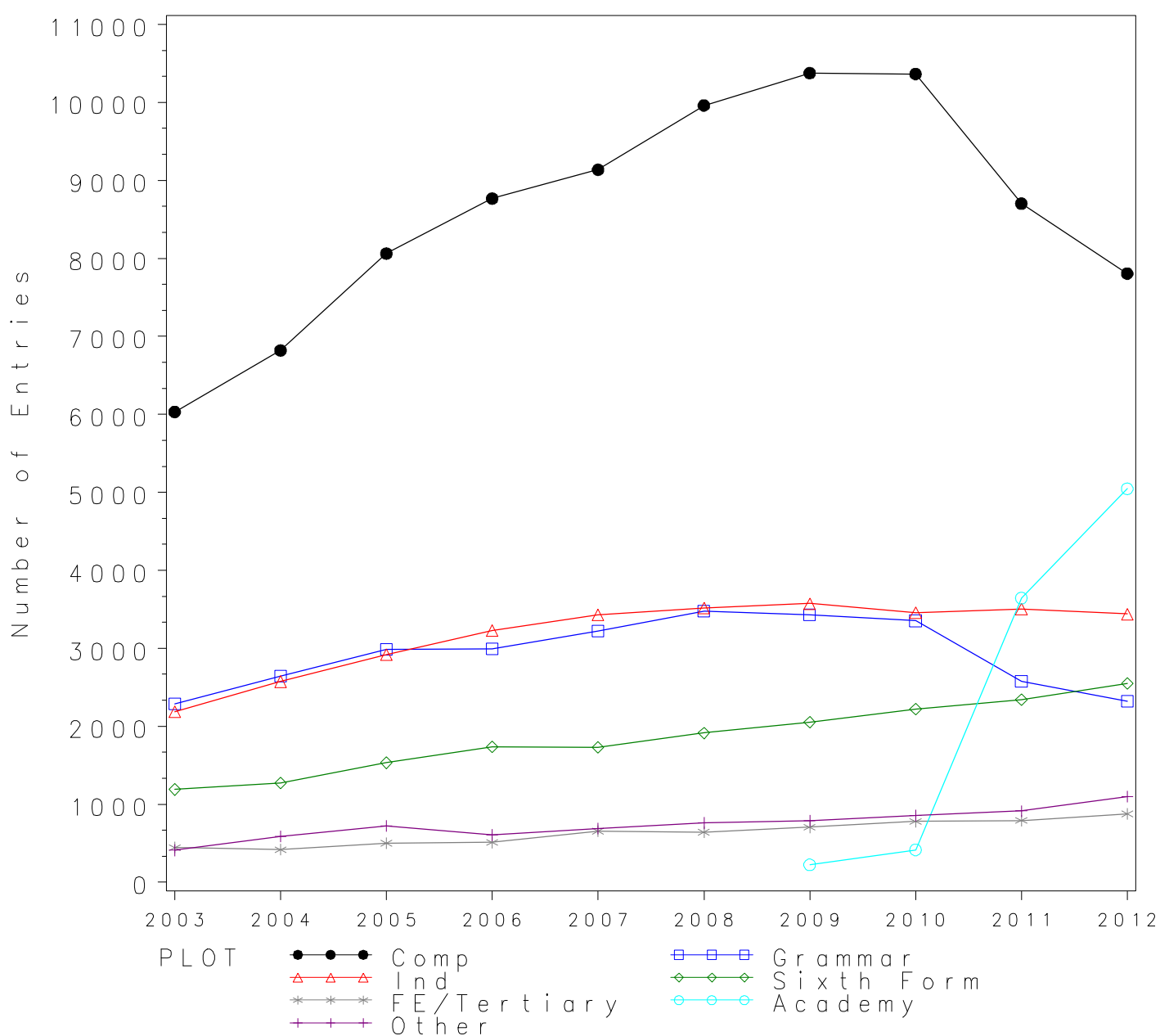
Cumulative % at Grade E by school type



Numbers of GCE A Level entries in RELIGIOUS STUDIES/EDUCATION by school type 2003- 2012

School type	2003	2004	2005	2006	2007	2008	2009	2010	2011	2012
Comprehensive	6031	6820	8062	8768	9137	9961	10376	10364	8703	7805
Grammar	2289	2645	2989	2995	3220	3475	3432	3353	2578	2320
Independent	2187	2574	2918	3228	3432	3517	3574	3456	3502	3440
Sixth Form	1190	1276	1533	1737	1730	1915	2055	2221	2340	2550
FE/Tertiary	446	420	503	512	656	643	707	781	792	878
Academy	225	416	3645	5046
Other	411	588	725	606	689	761	791	857	914	1101

GCE A Level RELIGIOUS STUDIES/EDUCATION Entries by school type 2003–2012



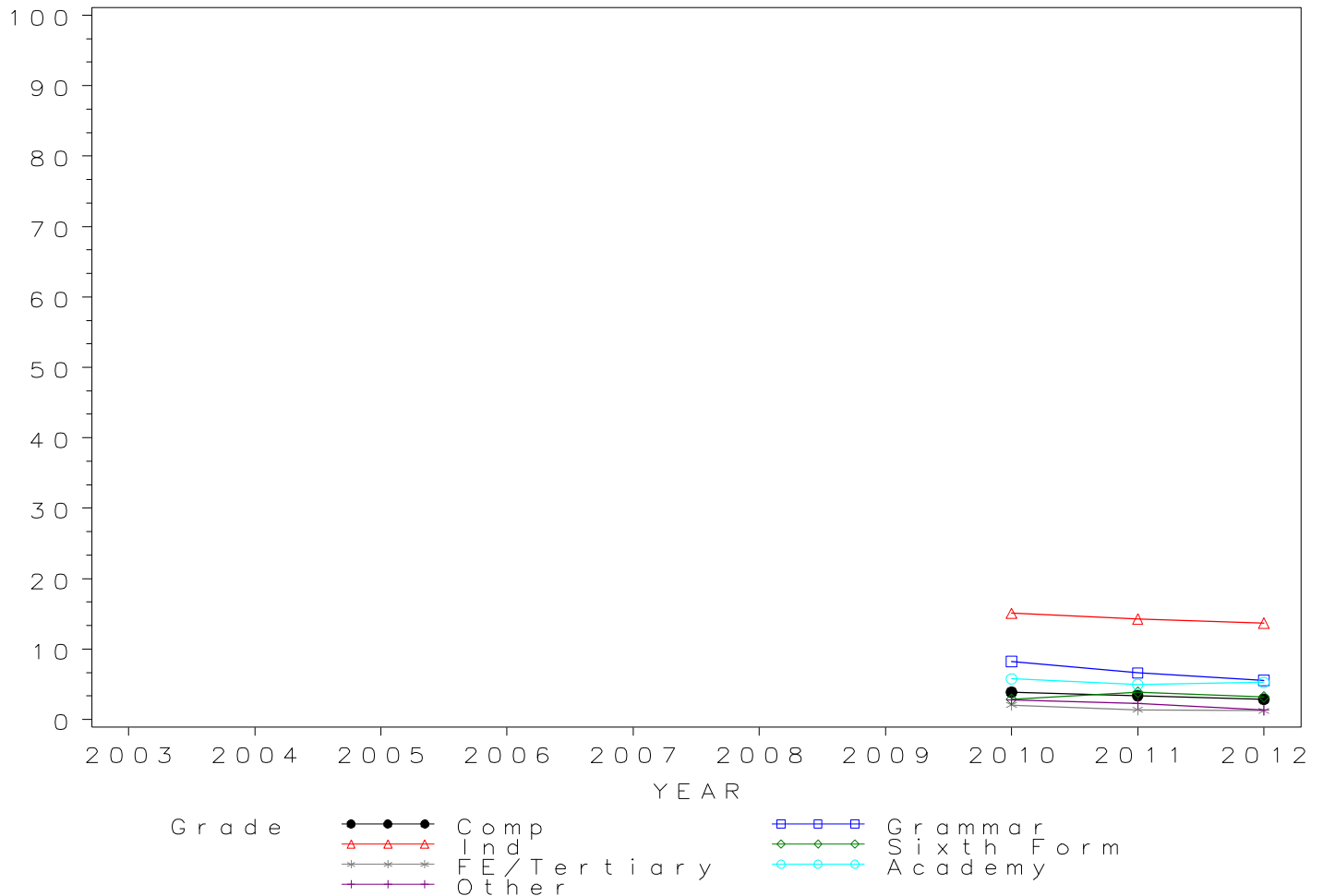
GCE A Level RELIGIOUS STUDIES/EDUCATION Grade A by school type 2003- 2012
Cumulative Percentages*

School type	2003	2004	2005	2006	2007	2008	2009	2010	2011	2012
Comprehensive	3.9	3.4	2.9
Grammar	8.3	6.6	5.6
Independent	15.1	14.3	13.7
Sixth Form	2.9	3.9	3.2
FE/Tertiary	2.0	1.4	1.3
Academy	5.8	5.0	5.3
Other	2.8	2.3	1.4

Cumulative Numbers

School type	2003	2004	2005	2006	2007	2008	2009	2010	2011	2012
Comprehensive	403	295	225
Grammar	277	171	129
Independent	522	501	471
Sixth Form	64	91	82
FE/Tertiary	16	11	11
Academy	24	182	267
Other	24	21	15

Cumulative % at Grade A* by school type



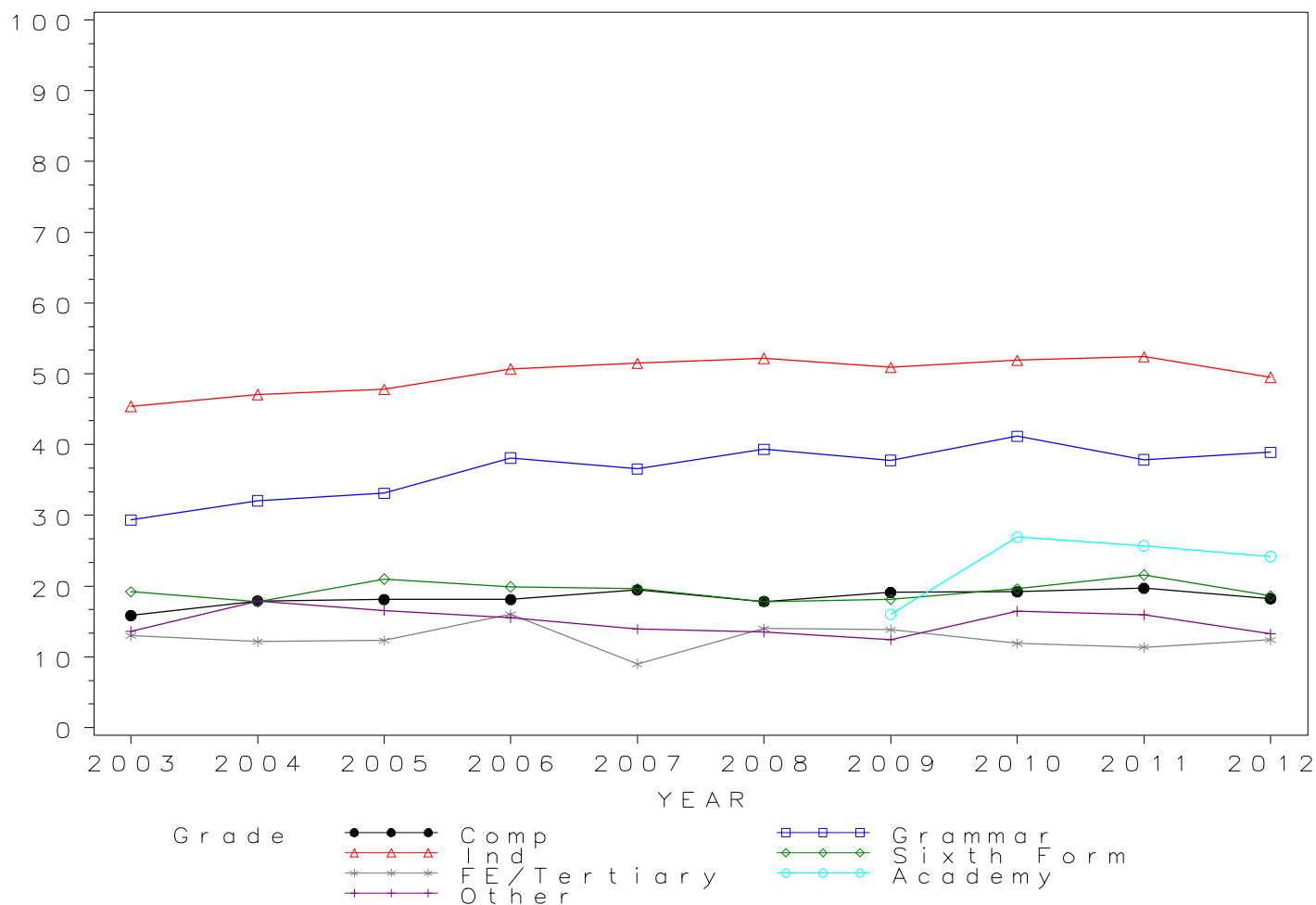
*GCE A Level RELIGIOUS STUDIES/EDUCATION Grade A by school type 2003- 2012
Cumulative Percentages*

School type	2003	2004	2005	2006	2007	2008	2009	2010	2011	2012
Comprehensive	15.8	17.9	18.1	18.1	19.5	17.8	19.1	19.2	19.7	18.2
Grammar	29.4	32.1	33.1	38.1	36.6	39.3	37.8	41.2	37.9	38.9
Independent	45.4	47.1	47.8	50.7	51.5	52.2	50.9	51.9	52.4	49.5
Sixth Form	19.2	17.8	21.0	19.9	19.6	17.8	18.1	19.6	21.6	18.6
FE/Tertiary	13.0	12.1	12.3	16.0	9.0	14.0	13.9	11.9	11.4	12.4
Academy	16.0	26.9	25.7	24.2
Other	13.6	17.9	16.6	15.5	13.9	13.5	12.4	16.5	16.0	13.3

Cumulative Numbers

School type	2003	2004	2005	2006	2007	2008	2009	2010	2011	2012
Comprehensive	955	1222	1460	1586	1780	1776	1984	1991	1715	1423
Grammar	672	848	990	1142	1177	1367	1297	1381	976	903
Independent	993	1212	1395	1637	1767	1836	1819	1794	1835	1703
Sixth Form	228	227	322	346	339	341	372	435	505	474
FE/Tertiary	58	51	62	82	59	90	98	93	90	109
Academy	36	112	937	1221
Other	56	105	120	94	96	103	98	141	146	146

Cumulative % at Grade A by school type



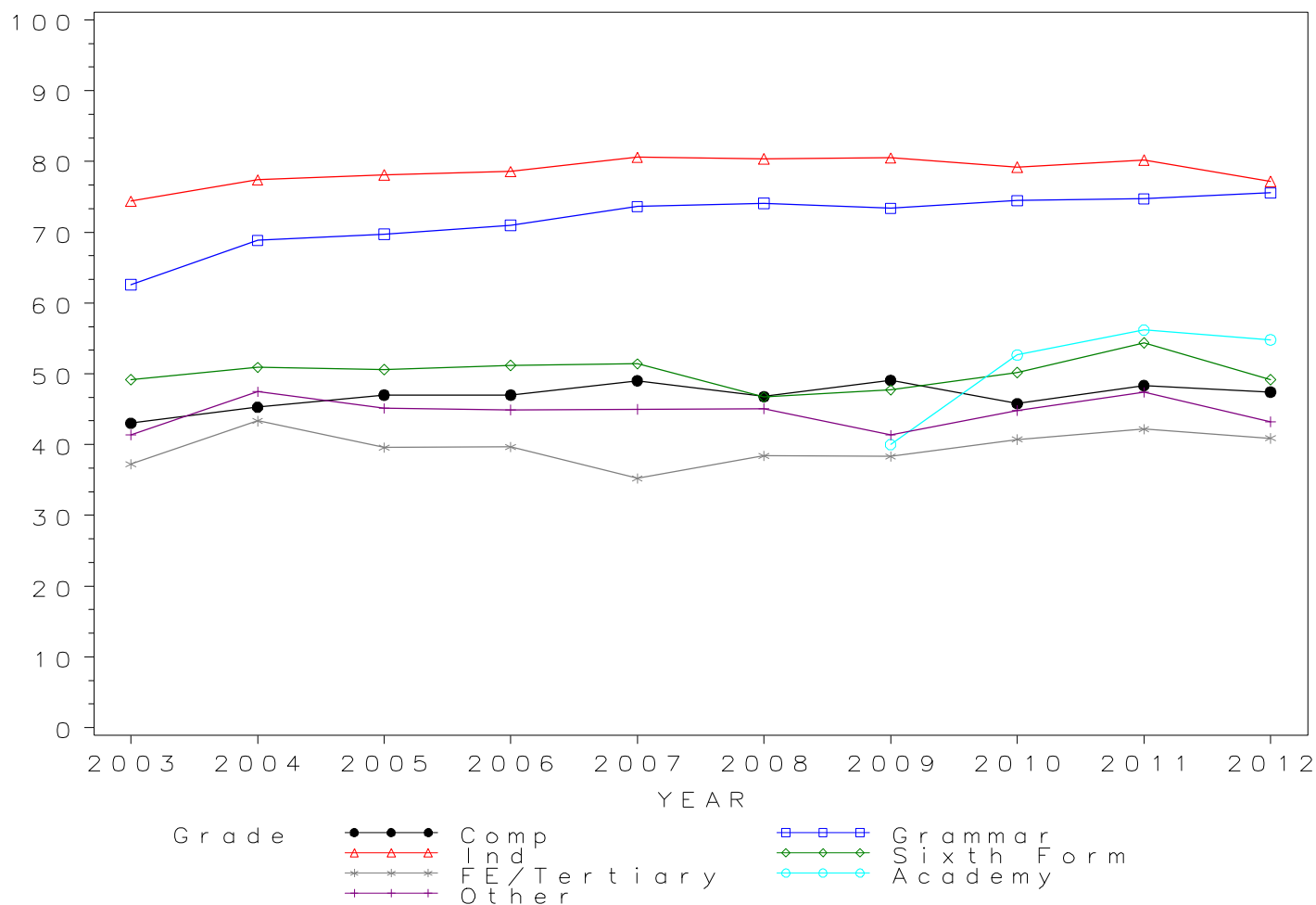
*GCE A Level RELIGIOUS STUDIES/EDUCATION Grade B by school type 2003- 2012
Cumulative Percentages*

School type	2003	2004	2005	2006	2007	2008	2009	2010	2011	2012
Comprehensive	43.0	45.3	47.0	47.0	49.0	46.8	49.1	45.8	48.3	47.4
Grammar	62.6	68.8	69.7	71.0	73.6	74.1	73.4	74.5	74.7	75.6
Independent	74.4	77.4	78.1	78.6	80.6	80.4	80.5	79.2	80.2	77.2
Sixth Form	49.2	50.9	50.6	51.2	51.4	46.7	47.7	50.2	54.4	49.2
FE/Tertiary	37.2	43.3	39.6	39.6	35.2	38.4	38.3	40.7	42.2	40.9
Academy	40.0	52.6	56.2	54.8
Other	41.4	47.4	45.1	44.9	45.0	45.1	41.3	44.8	47.4	43.2

Cumulative Numbers

School type	2003	2004	2005	2006	2007	2008	2009	2010	2011	2012
Comprehensive	2595	3087	3789	4121	4479	4659	5093	4746	4207	3702
Grammar	1433	1821	2084	2126	2371	2575	2518	2497	1926	1753
Independent	1627	1992	2279	2537	2766	2828	2877	2737	2809	2656
Sixth Form	585	649	776	889	889	894	980	1115	1273	1255
FE/Tertiary	166	182	199	203	231	247	271	318	334	359
Academy	90	219	2048	2765
Other	170	279	327	272	310	343	327	384	433	476

Cumulative % at Grade B by school type



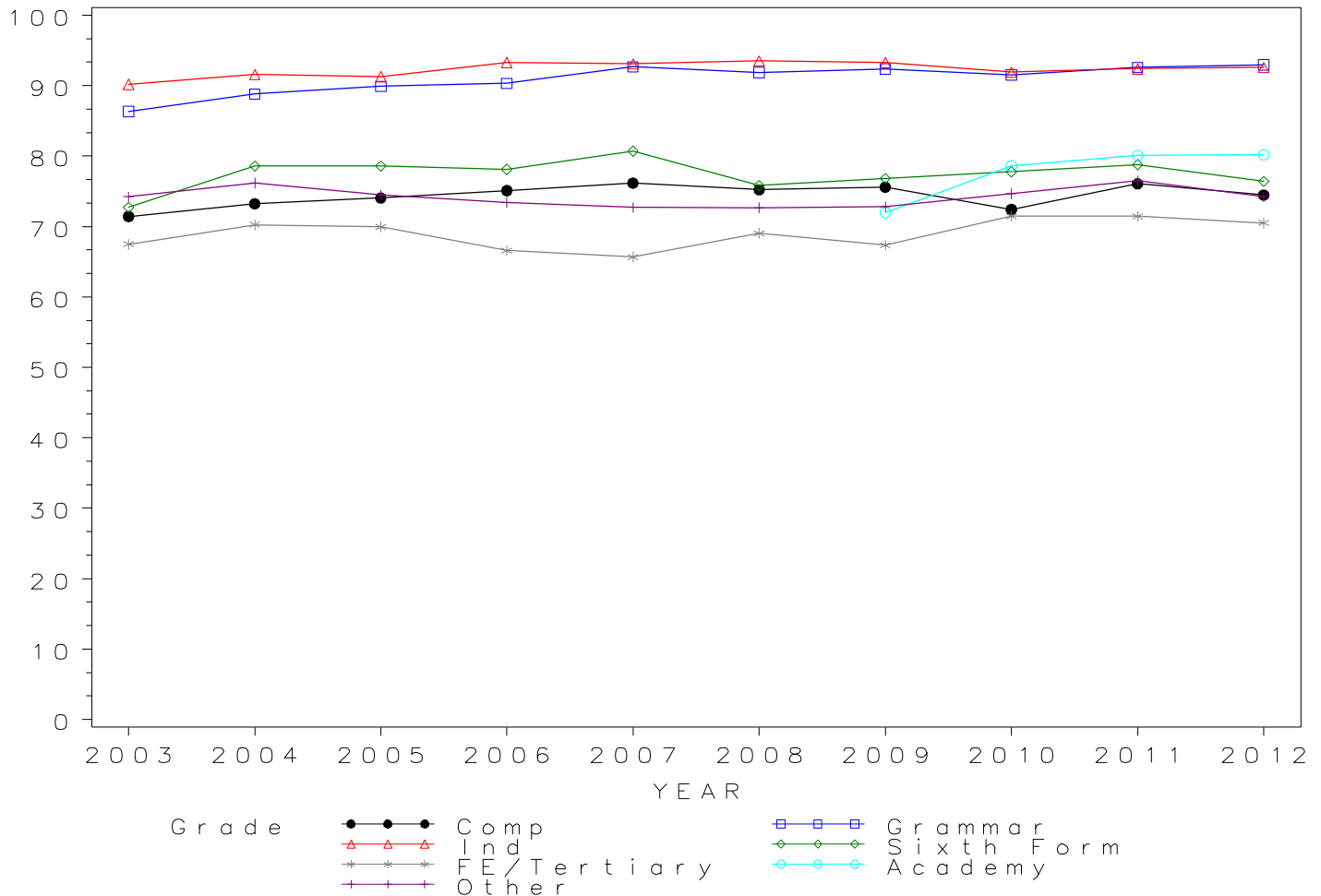
*GCE A Level RELIGIOUS STUDIES/EDUCATION Grade C by school type 2003- 2012
Cumulative Percentages*

School type	2003	2004	2005	2006	2007	2008	2009	2010	2011	2012
Comprehensive	71.4	73.2	74.0	75.1	76.2	75.2	75.6	72.4	76.1	74.5
Grammar	86.3	88.8	89.9	90.3	92.7	91.9	92.4	91.5	92.6	93.0
Independent	90.2	91.6	91.3	93.3	93.1	93.5	93.3	91.9	92.4	92.6
Sixth Form	72.7	78.6	78.6	78.1	80.7	75.8	76.8	77.8	78.8	76.4
FE/Tertiary	67.5	70.2	70.0	66.6	65.7	69.1	67.3	71.4	71.5	70.5
Academy	72.0	78.6	80.1	80.2
Other	74.2	76.2	74.5	73.4	72.7	72.7	72.8	74.7	76.5	74.2

Cumulative Numbers

School type	2003	2004	2005	2006	2007	2008	2009	2010	2011	2012
Comprehensive	4308	4995	5969	6585	6960	7492	7843	7507	6621	5813
Grammar	1976	2349	2687	2705	2984	3192	3171	3069	2387	2157
Independent	1973	2358	2664	3012	3195	3288	3335	3176	3236	3185
Sixth Form	865	1003	1205	1357	1396	1452	1578	1728	1844	1948
FE/Tertiary	301	295	352	341	431	444	476	558	566	619
Academy	162	327	2920	4047
Other	305	448	540	445	501	553	576	640	699	817

Cumulative % at Grade C by school type

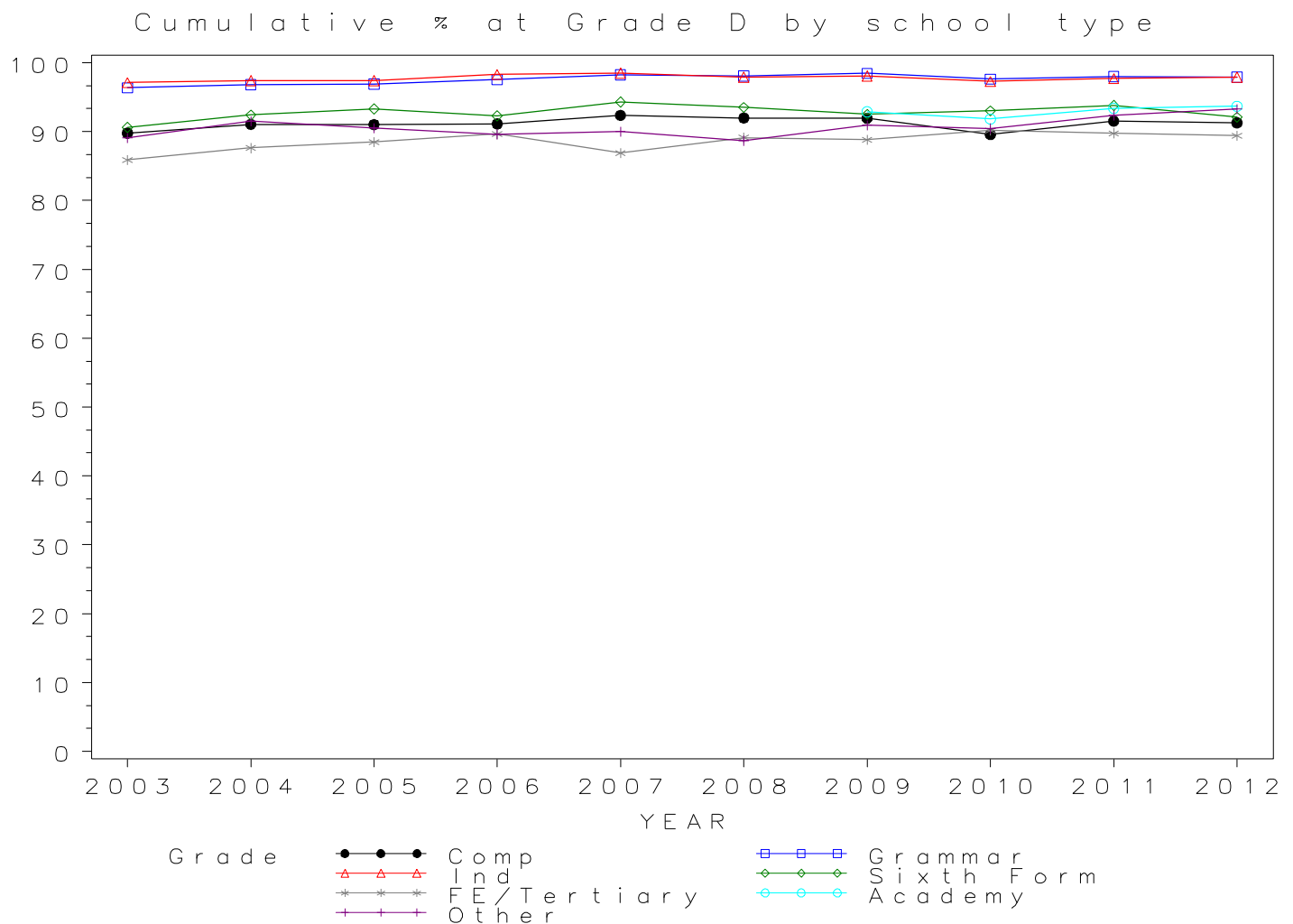


*GCE A Level RELIGIOUS STUDIES/EDUCATION Grade D by school type 2003- 2012
Cumulative Percentages*

School type	2003	2004	2005	2006	2007	2008	2009	2010	2011	2012
Comprehensive	89.8	91.1	91.0	91.1	92.4	92.0	91.9	89.6	91.5	91.3
Grammar	96.4	96.8	96.9	97.5	98.3	98.1	98.5	97.6	98.0	97.9
Independent	97.1	97.4	97.4	98.3	98.5	97.9	98.1	97.3	97.7	97.9
Sixth Form	90.6	92.4	93.3	92.3	94.3	93.5	92.5	93.0	93.8	92.1
FE/Tertiary	85.9	87.6	88.5	89.6	86.9	89.1	88.8	90.1	89.8	89.4
Academy	92.9	91.8	93.4	93.7
Other	89.1	91.5	90.5	89.6	90.0	88.7	90.9	90.4	92.3	93.3

Cumulative Numbers

School type	2003	2004	2005	2006	2007	2008	2009	2010	2011	2012
Comprehensive	5415	6210	7338	7990	8439	9162	9538	9284	7966	7125
Grammar	2206	2561	2896	2921	3164	3408	3379	3273	2526	2272
Independent	2124	2507	2842	3173	3381	3443	3506	3363	3421	3368
Sixth Form	1078	1179	1430	1603	1631	1791	1901	2066	2195	2349
FE/Tertiary	383	368	445	459	570	573	628	704	711	785
Academy	209	382	3404	4728
Other	366	538	656	543	620	675	719	775	844	1027



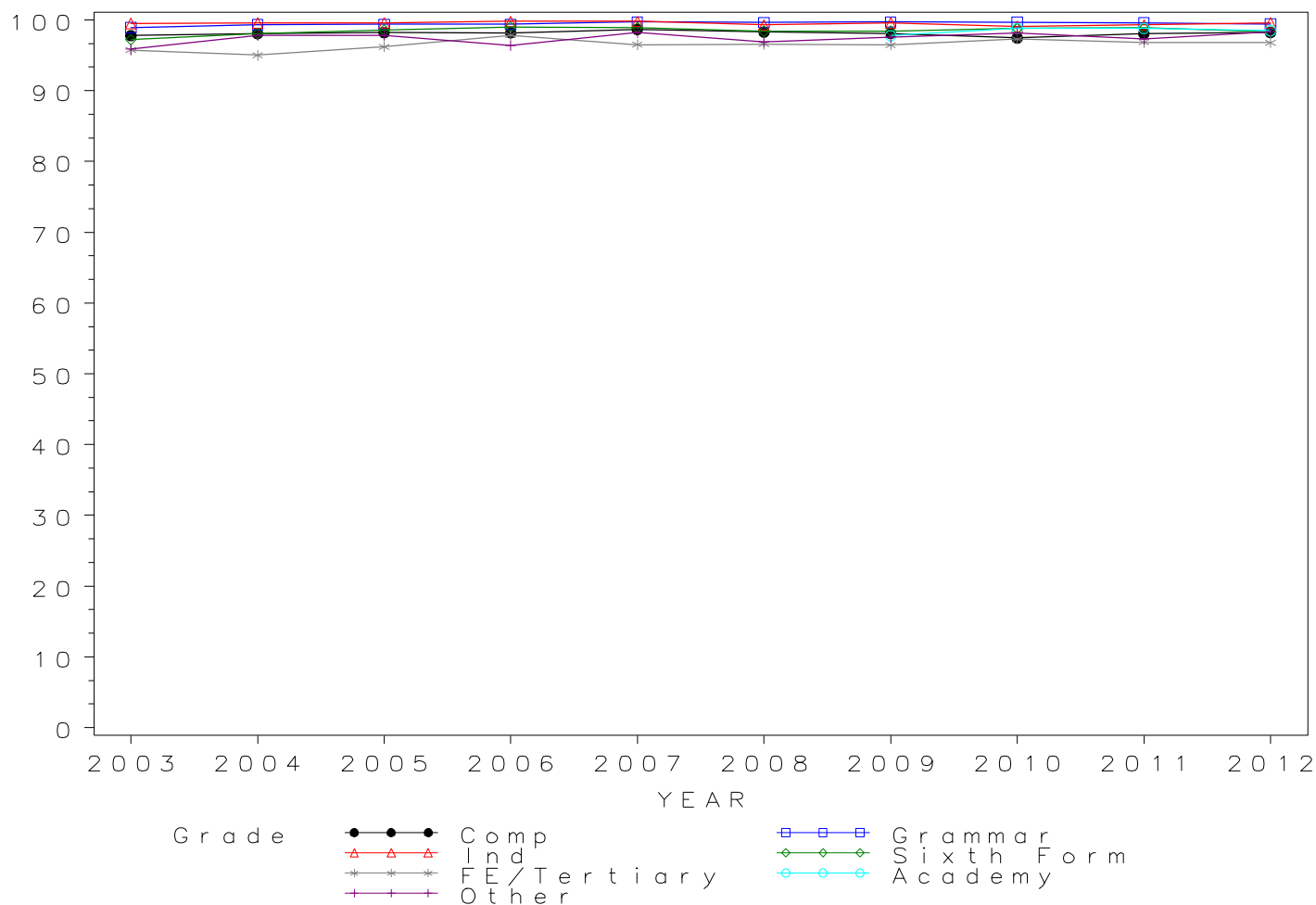
*GCE A Level RELIGIOUS STUDIES/EDUCATION Grade E by school type 2003- 2012
Cumulative Percentages*

School type	2003	2004	2005	2006	2007	2008	2009	2010	2011	2012
Comprehensive	97.8	98.1	98.2	98.2	98.7	98.3	98.1	97.5	98.1	98.3
Grammar	98.9	99.4	99.4	99.4	99.7	99.6	99.7	99.7	99.6	99.4
Independent	99.5	99.6	99.6	99.8	99.8	99.3	99.6	99.1	99.3	99.6
Sixth Form	97.2	98.1	98.6	99.0	98.9	98.4	98.4	98.8	98.9	98.3
FE/Tertiary	95.7	95.0	96.2	97.9	96.5	96.6	96.5	97.3	96.8	96.8
Academy	97.8	98.8	98.8	98.5
Other	95.9	97.8	97.8	96.4	98.3	96.8	97.6	98.1	97.3	98.3

Cumulative Numbers

School type	2003	2004	2005	2006	2007	2008	2009	2010	2011	2012
Comprehensive	5898	6688	7918	8609	9016	9789	10179	10100	8534	7669
Grammar	2264	2628	2971	2977	3211	3462	3422	3342	2568	2307
Independent	2176	2564	2906	3222	3425	3492	3560	3425	3477	3426
Sixth Form	1157	1252	1512	1720	1711	1884	2022	2194	2314	2507
FE/Tertiary	427	399	484	501	633	621	682	760	767	850
Academy	220	411	3601	4970
Other	394	575	709	584	677	737	772	841	889	1082

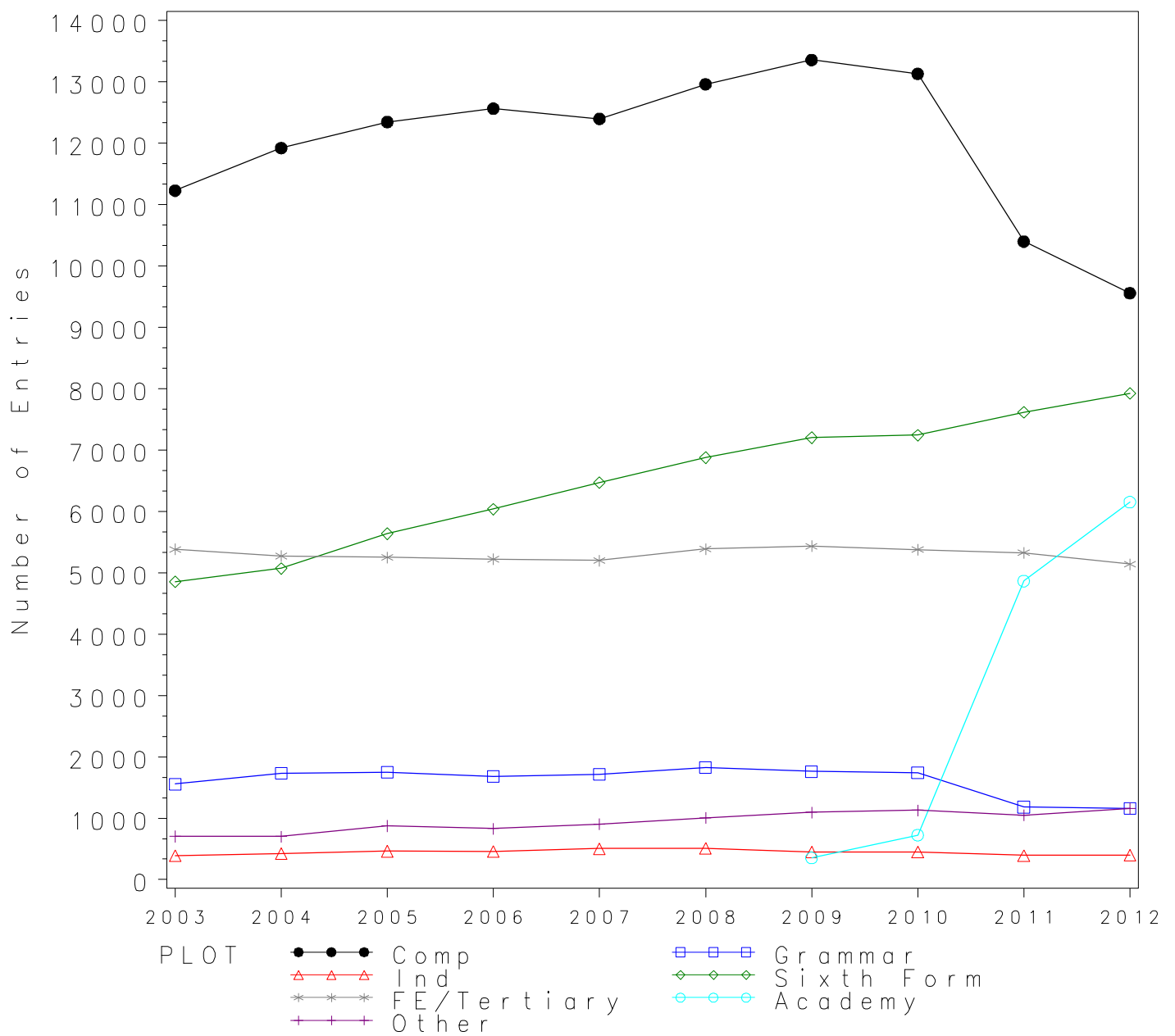
Cumulative % at Grade E by school type



Numbers of GCE A Level entries in SOCIOLOGY by school type 2003- 2012

School type	2003	2004	2005	2006	2007	2008	2009	2010	2011	2012
Comprehensive	11226	11920	12344	12563	12395	12959	13354	13129	10396	9556
Grammar	1556	1734	1749	1679	1718	1827	1761	1739	1182	1160
Independent	393	425	464	460	505	509	450	451	394	398
Sixth Form	4855	5070	5636	6037	6470	6876	7201	7242	7613	7921
FE/Tertiary	5382	5273	5250	5220	5199	5386	5433	5377	5326	5139
Academy	354	725	4865	6152
Other	703	701	874	830	906	1004	1095	1129	1050	1159

GCE A Level SOCIOLOGY Entries by school type 2003–2012



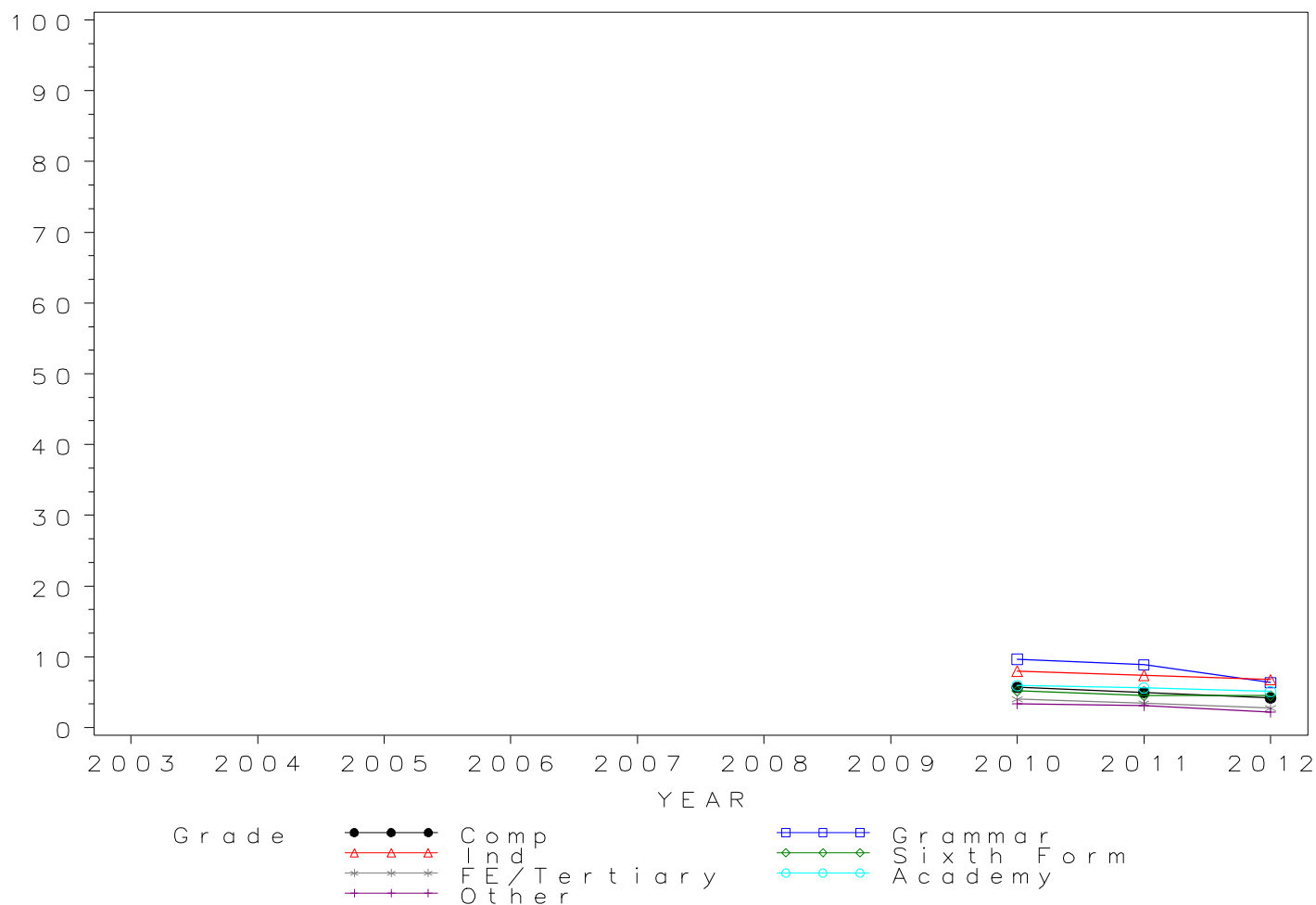
GCE A Level SOCIOLOGY Grade A by school type 2003- 2012
Cumulative Percentages*

School type	2003	2004	2005	2006	2007	2008	2009	2010	2011	2012
Comprehensive	5.7	5.0	4.2
Grammar	9.7	8.9	6.4
Independent	8.0	7.4	6.8
Sixth Form	5.2	4.5	4.5
FE/Tertiary	4.0	3.4	2.8
Academy	5.9	5.6	5.1
Other	3.4	3.1	2.2

Cumulative Numbers

School type	2003	2004	2005	2006	2007	2008	2009	2010	2011	2012
Comprehensive	745	520	402
Grammar	168	105	74
Independent	36	29	27
Sixth Form	377	343	356
FE/Tertiary	216	183	142
Academy	43	272	314
Other	38	33	25

Cumulative % at Grade A* by school type



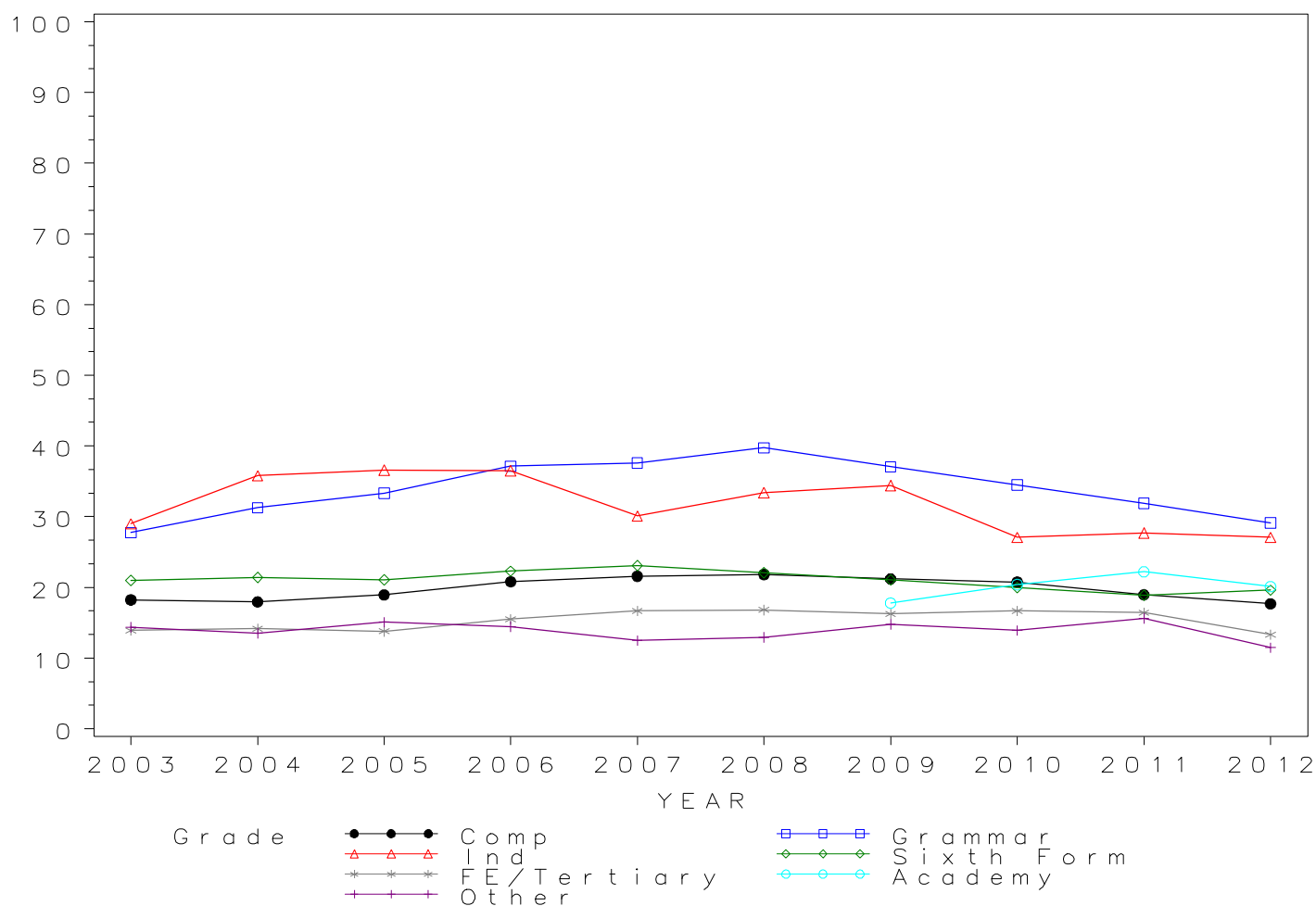
*GCE A Level SOCIOLOGY Grade A by school type 2003- 2012
Cumulative Percentages*

School type	2003	2004	2005	2006	2007	2008	2009	2010	2011	2012
Comprehensive	18.2	18.0	19.0	20.8	21.6	21.8	21.2	20.7	19.0	17.7
Grammar	27.8	31.3	33.3	37.2	37.6	39.7	37.1	34.5	31.9	29.1
Independent	29.0	35.8	36.6	36.5	30.1	33.4	34.4	27.1	27.7	27.1
Sixth Form	21.0	21.4	21.1	22.3	23.1	22.1	21.1	20.0	18.9	19.6
FE/Tertiary	13.9	14.2	13.8	15.5	16.7	16.8	16.3	16.7	16.4	13.3
Academy	17.8	20.4	22.2	20.1
Other	14.4	13.6	15.1	14.5	12.5	12.9	14.8	13.9	15.6	11.5

Cumulative Numbers

School type	2003	2004	2005	2006	2007	2008	2009	2010	2011	2012
Comprehensive	2048	2141	2341	2615	2676	2831	2831	2723	1972	1692
Grammar	432	542	583	624	646	726	653	600	377	338
Independent	114	152	170	168	152	170	155	122	109	108
Sixth Form	1020	1085	1189	1346	1495	1520	1519	1448	1439	1553
FE/Tertiary	748	748	724	810	868	906	883	897	876	684
Academy	63	148	1080	1237
Other	101	95	132	120	113	130	162	157	164	133

Cumulative % at Grade A by school type



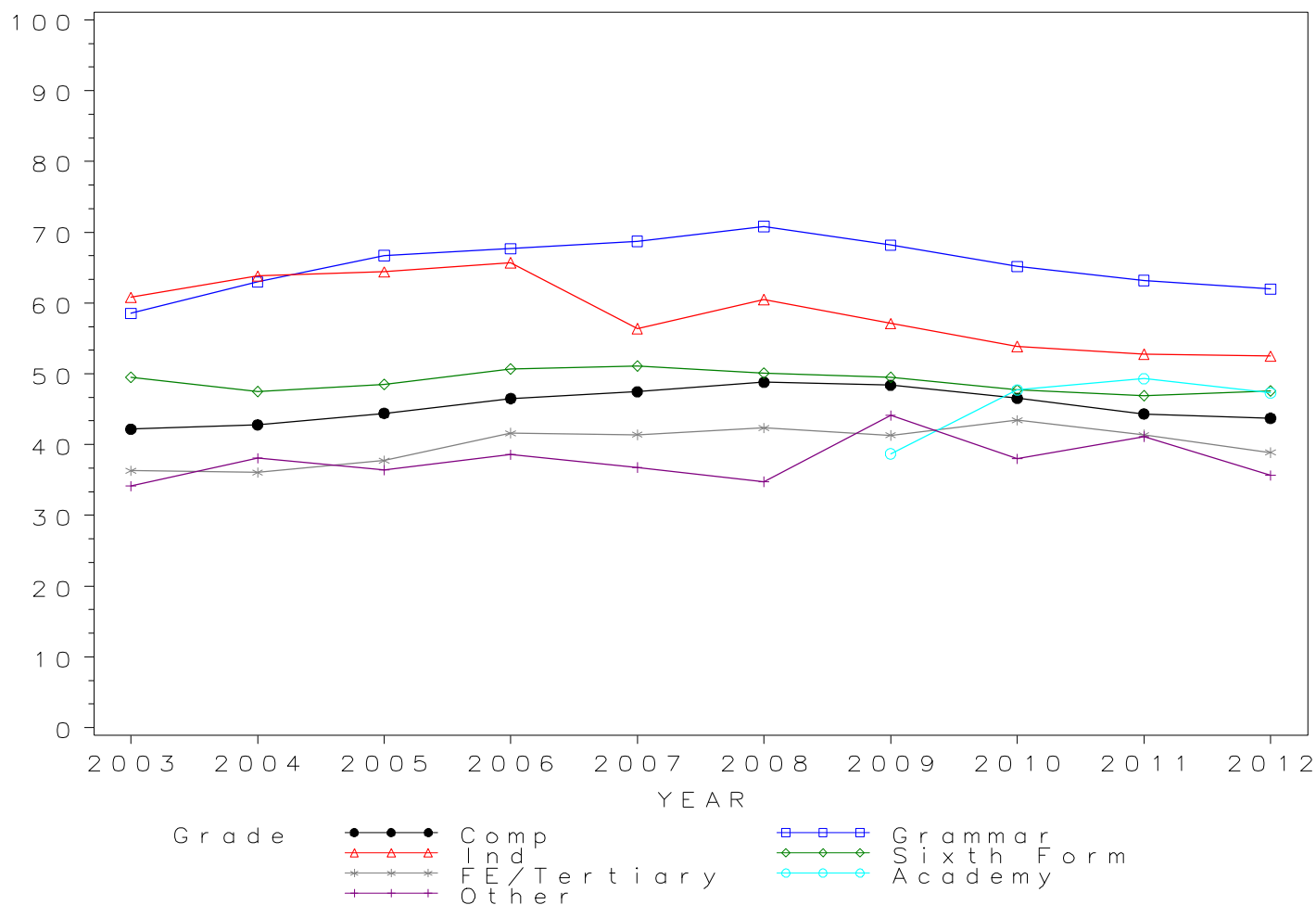
*GCE A Level SOCIOLOGY Grade B by school type 2003- 2012
Cumulative Percentages*

School type	2003	2004	2005	2006	2007	2008	2009	2010	2011	2012
Comprehensive	42.2	42.8	44.4	46.5	47.5	48.8	48.4	46.5	44.3	43.7
Grammar	58.5	63.0	66.7	67.7	68.7	70.8	68.2	65.2	63.2	62.0
Independent	60.8	63.8	64.4	65.7	56.4	60.5	57.1	53.9	52.8	52.5
Sixth Form	49.5	47.5	48.5	50.7	51.1	50.1	49.5	47.7	46.9	47.6
FE/Tertiary	36.3	36.1	37.8	41.6	41.4	42.4	41.3	43.4	41.4	38.9
Academy	38.7	47.7	49.3	47.3
Other	34.1	38.1	36.4	38.6	36.8	34.8	44.1	38.0	41.1	35.6

Cumulative Numbers

School type	2003	2004	2005	2006	2007	2008	2009	2010	2011	2012
Comprehensive	4733	5101	5483	5843	5885	6326	6459	6109	4609	4178
Grammar	911	1092	1167	1136	1181	1294	1201	1133	747	719
Independent	239	271	299	302	285	308	257	243	208	209
Sixth Form	2403	2408	2733	3061	3306	3445	3564	3454	3570	3770
FE/Tertiary	1955	1902	1982	2173	2152	2281	2244	2335	2203	1998
Academy	137	346	2398	2910
Other	240	267	318	320	333	349	483	429	432	413

Cumulative % at Grade B by school type



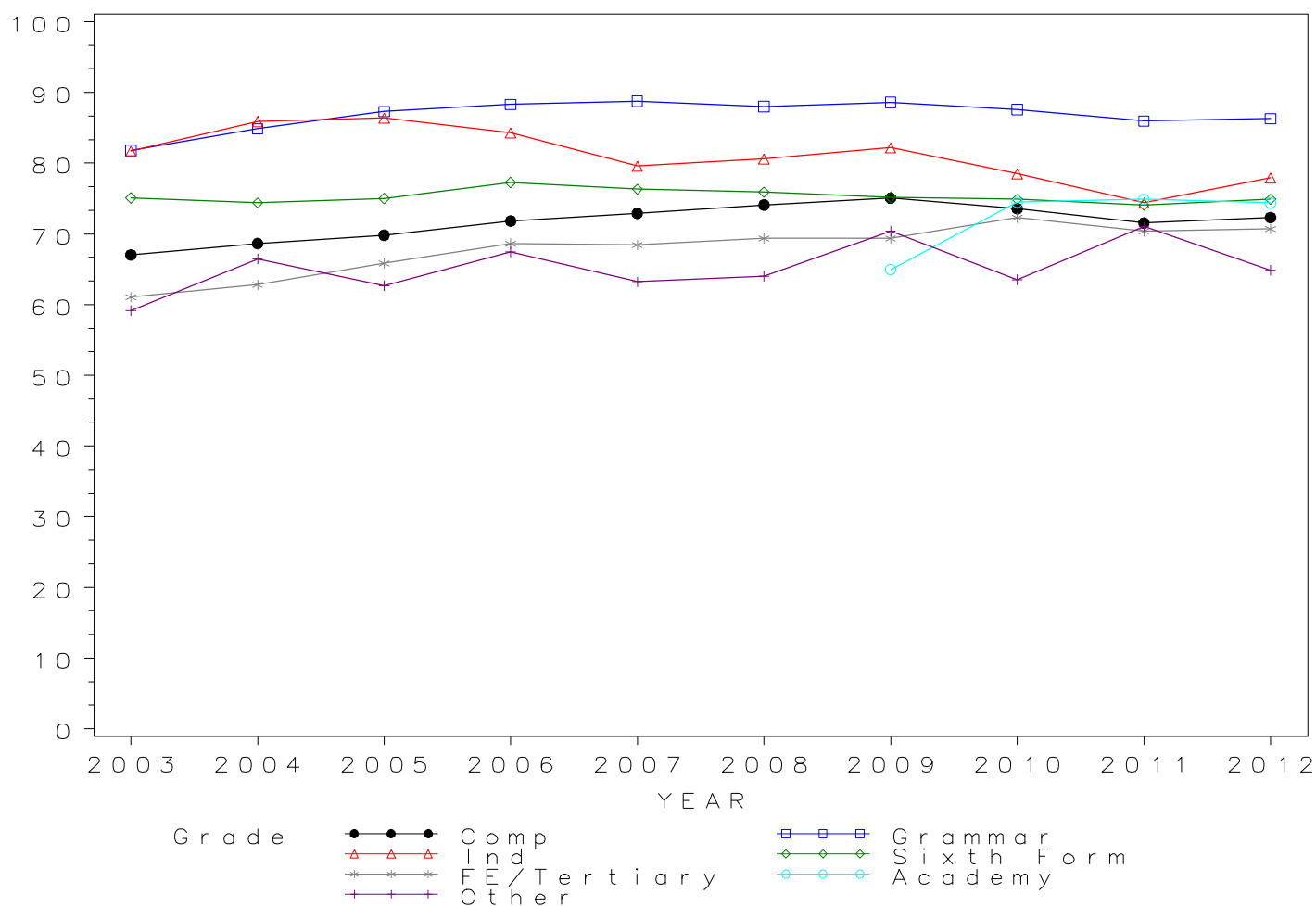
*GCE A Level SOCIOLOGY Grade C by school type 2003- 2012
Cumulative Percentages*

School type	2003	2004	2005	2006	2007	2008	2009	2010	2011	2012
Comprehensive	67.0	68.6	69.8	71.8	72.9	74.1	75.0	73.6	71.6	72.3
Grammar	81.8	84.9	87.3	88.3	88.8	88.0	88.6	87.6	86.0	86.3
Independent	81.7	85.9	86.4	84.3	79.6	80.6	82.2	78.5	74.4	77.9
Sixth Form	75.1	74.4	75.0	77.3	76.3	75.9	75.2	74.9	74.1	74.9
FE/Tertiary	61.1	62.8	65.8	68.6	68.4	69.4	69.4	72.3	70.4	70.7
Academy	65.0	74.5	74.9	74.4
Other	59.2	66.5	62.7	67.5	63.2	64.0	70.4	63.5	71.0	64.9

Cumulative Numbers

School type	2003	2004	2005	2006	2007	2008	2009	2010	2011	2012
Comprehensive	7525	8181	8619	9023	9038	9603	10022	9659	7439	6911
Grammar	1273	1472	1527	1483	1525	1608	1560	1523	1016	1001
Independent	321	365	401	388	402	410	370	354	293	310
Sixth Form	3646	3772	4227	4667	4937	5219	5415	5424	5641	5933
FE/Tertiary	3286	3313	3456	3583	3557	3737	3768	3886	3748	3634
Academy	230	540	3644	4577
Other	416	466	548	560	573	643	771	717	746	752

Cumulative % at Grade C by school type



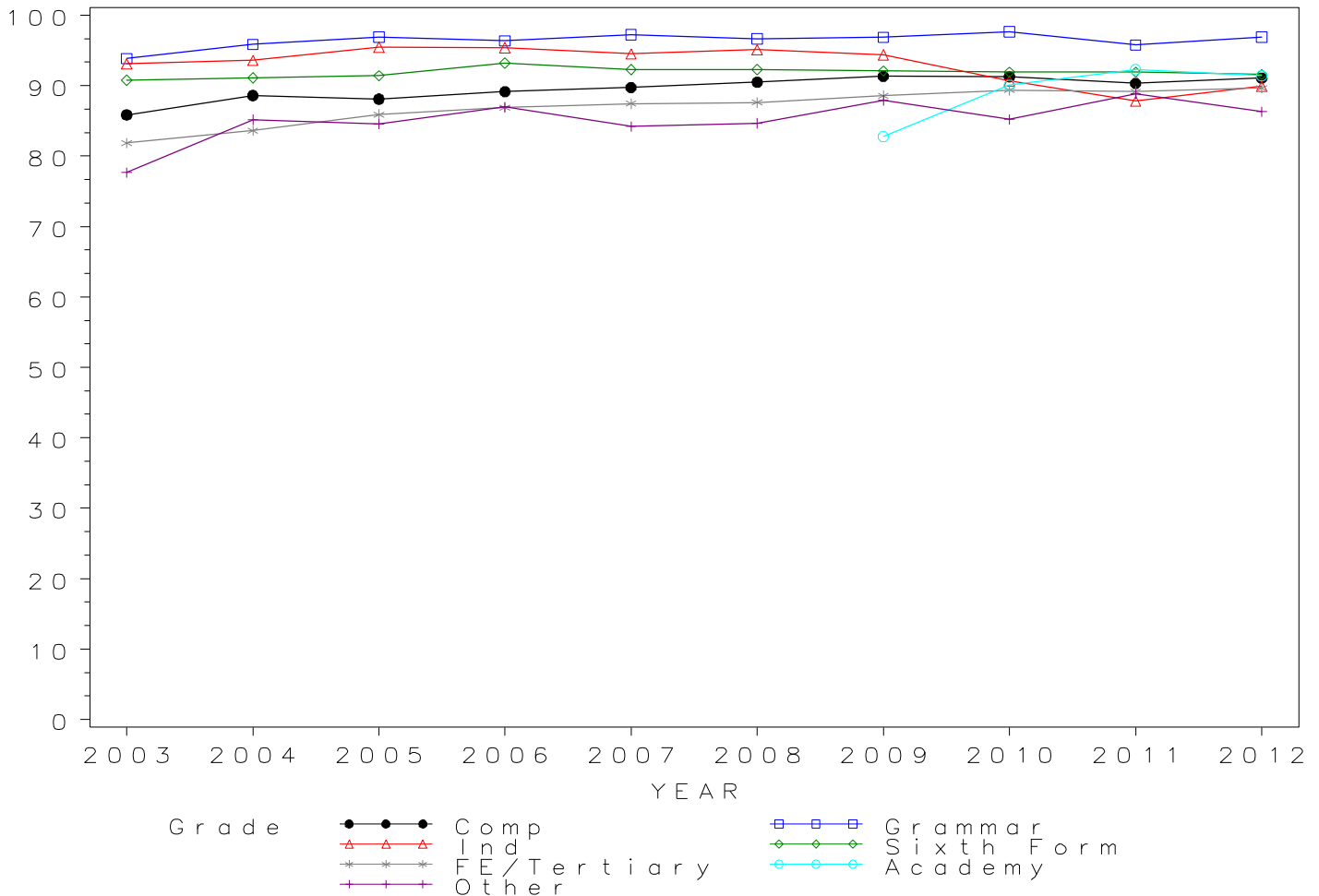
*GCE A Level SOCIOLOGY Grade D by school type 2003- 2012
Cumulative Percentages*

School type	2003	2004	2005	2006	2007	2008	2009	2010	2011	2012
Comprehensive	85.9	88.6	88.1	89.1	89.7	90.5	91.3	91.3	90.3	91.1
Grammar	93.8	95.8	96.9	96.4	97.3	96.7	96.9	97.6	95.8	96.9
Independent	93.1	93.6	95.5	95.4	94.5	95.1	94.4	90.7	87.8	89.9
Sixth Form	90.8	91.1	91.4	93.2	92.3	92.3	92.1	91.9	91.9	91.6
FE/Tertiary	81.8	83.6	85.9	86.9	87.4	87.6	88.6	89.4	89.2	89.7
Academy	82.8	90.1	92.3	91.4
Other	77.7	85.2	84.6	87.0	84.2	84.7	87.9	85.2	88.9	86.3

Cumulative Numbers

School type	2003	2004	2005	2006	2007	2008	2009	2010	2011	2012
Comprehensive	9638	10561	10874	11198	11124	11728	12196	11983	9390	8702
Grammar	1460	1662	1695	1618	1671	1766	1706	1698	1132	1124
Independent	366	398	443	439	477	484	425	409	346	358
Sixth Form	4408	4619	5151	5626	5972	6347	6632	6655	6996	7256
FE/Tertiary	4405	4408	4510	4535	4546	4719	4813	4805	4750	4608
Academy	293	653	4490	5623
Other	546	597	739	722	763	850	963	962	933	1000

Cumulative % at Grade D by school type

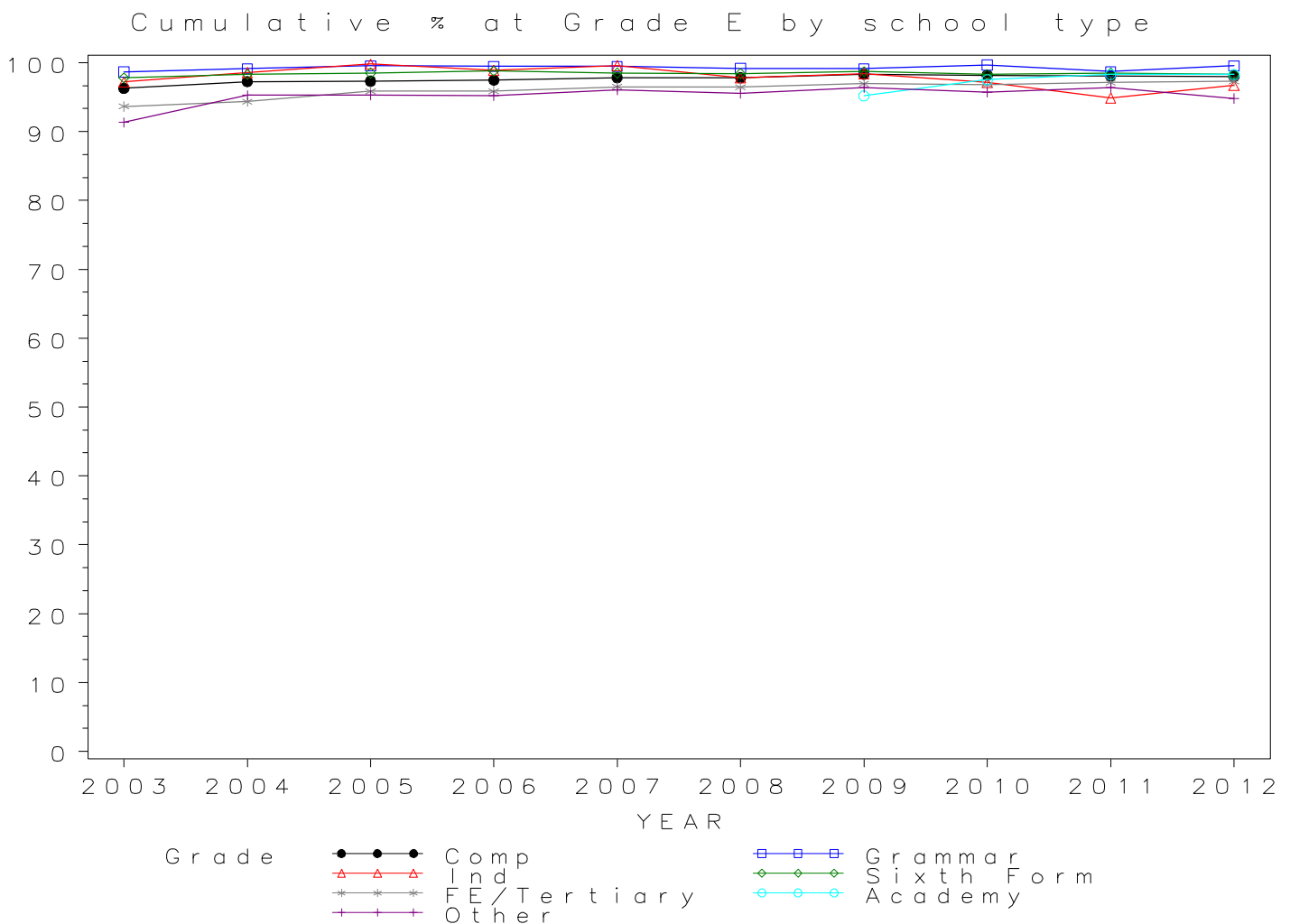


*GCE A Level SOCIOLOGY Grade E by school type 2003- 2012
Cumulative Percentages*

School type	2003	2004	2005	2006	2007	2008	2009	2010	2011	2012
Comprehensive	96.3	97.3	97.3	97.5	97.8	97.8	98.3	98.2	98.1	98.0
Grammar	98.7	99.1	99.5	99.5	99.5	99.2	99.1	99.7	98.7	99.6
Independent	97.2	98.6	99.8	98.9	99.6	97.8	98.4	97.1	94.9	96.7
Sixth Form	97.8	98.3	98.5	98.8	98.5	98.4	98.7	98.3	98.5	98.3
FE/Tertiary	93.6	94.3	95.8	95.9	96.5	96.5	97.0	96.8	97.1	97.3
Academy	95.2	97.5	98.3	98.3
Other	91.3	95.3	95.3	95.2	96.0	95.5	96.3	95.7	96.4	94.8

Cumulative Numbers

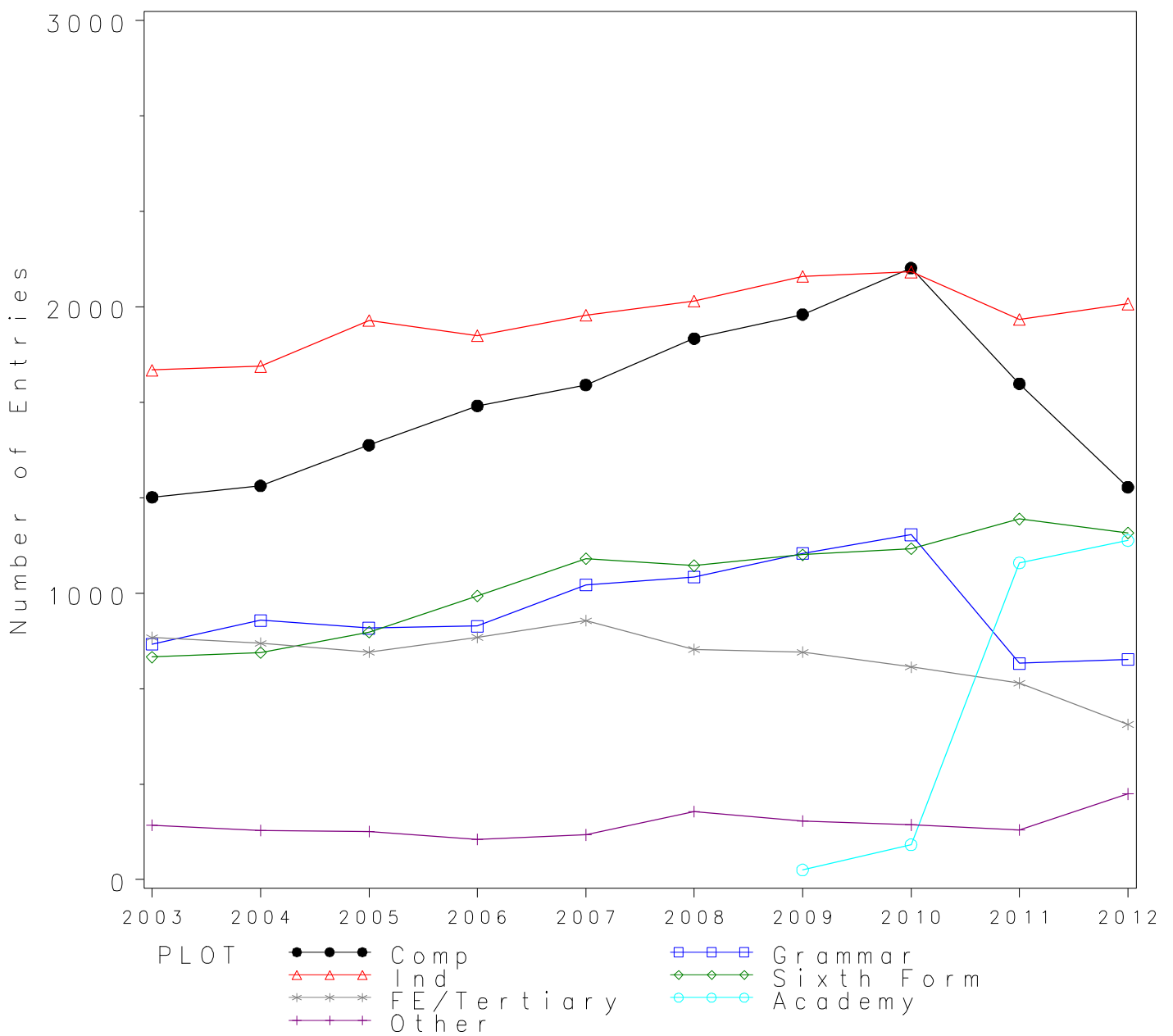
School type	2003	2004	2005	2006	2007	2008	2009	2010	2011	2012
Comprehensive	10809	11593	12013	12246	12127	12679	13129	12890	10197	9365
Grammar	1535	1719	1741	1670	1709	1812	1746	1733	1167	1155
Independent	382	419	463	455	503	498	443	438	374	385
Sixth Form	4748	4984	5551	5965	6373	6766	7107	7119	7499	7786
FE/Tertiary	5040	4975	5032	5005	5017	5196	5269	5205	5174	5000
Academy	337	707	4782	6047
Other	642	668	833	790	870	959	1055	1081	1012	1099



Numbers of GCE A Level entries in SPANISH by school type 2003- 2012

School type	2003	2004	2005	2006	2007	2008	2009	2010	2011	2012
Comprehensive	1335	1375	1517	1654	1727	1889	1973	2135	1731	1370
Grammar	822	905	878	885	1029	1056	1139	1204	755	769
Independent	1779	1792	1952	1899	1970	2020	2106	2122	1956	2010
Sixth Form	777	793	864	990	1120	1096	1134	1155	1259	1210
FE/Tertiary	845	825	794	846	904	804	794	742	686	542
Academy	34	122	1106	1184
Other	190	171	168	140	156	237	205	191	174	299

GCE A Level SPANISH Entries by school type 2003–2012



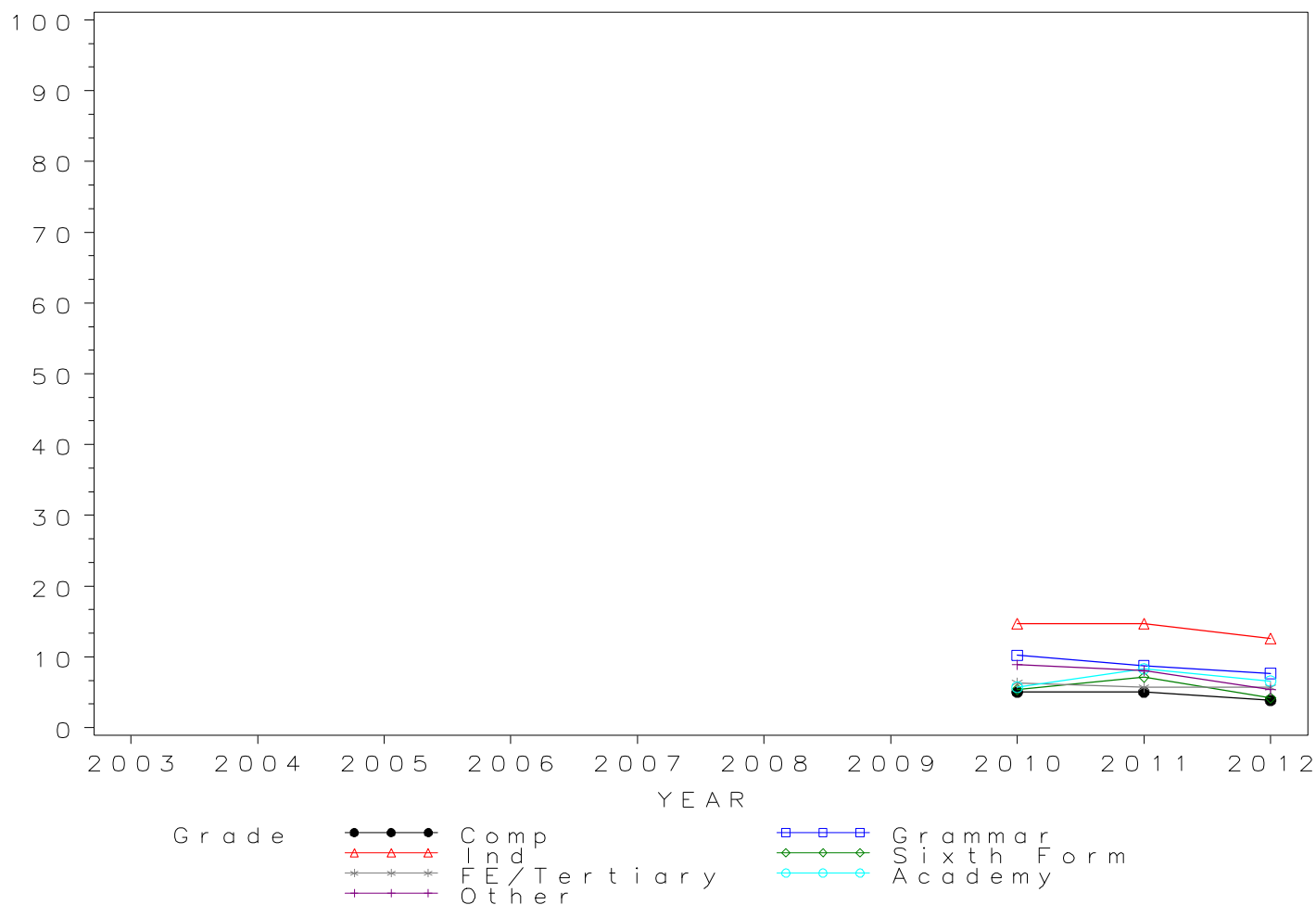
GCE A Level SPANISH Grade A by school type 2003- 2012
Cumulative Percentages*

School type	2003	2004	2005	2006	2007	2008	2009	2010	2011	2012
Comprehensive	5.0	5.0	3.9
Grammar	10.2	8.7	7.7
Independent	14.7	14.7	12.6
Sixth Form	5.4	7.1	4.2
FE/Tertiary	6.3	5.7	5.7
Academy	5.7	8.3	6.6
Other	8.9	8.0	5.4

Cumulative Numbers

School type	2003	2004	2005	2006	2007	2008	2009	2010	2011	2012
Comprehensive	107	87	53
Grammar	123	66	59
Independent	312	288	253
Sixth Form	62	89	51
FE/Tertiary	47	39	31
Academy	7	92	78
Other	17	14	16

Cumulative % at Grade A* by school type



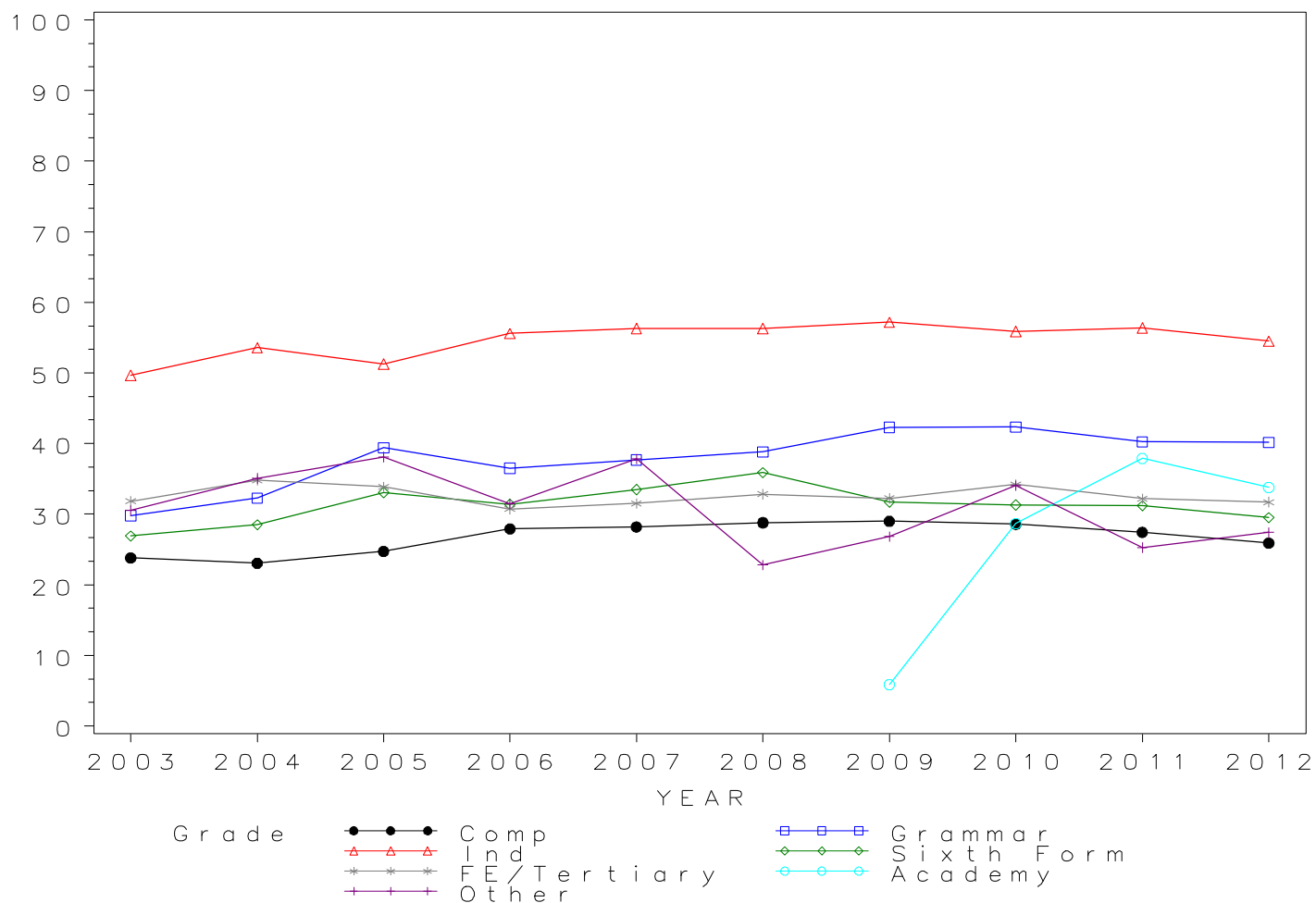
*GCE A Level SPANISH Grade A by school type 2003- 2012
Cumulative Percentages*

School type	2003	2004	2005	2006	2007	2008	2009	2010	2011	2012
Comprehensive	23.8	23.1	24.7	27.9	28.2	28.8	29.0	28.6	27.4	25.9
Grammar	29.8	32.3	39.4	36.5	37.7	38.8	42.3	42.4	40.3	40.2
Independent	49.7	53.6	51.3	55.6	56.3	56.3	57.2	55.9	56.4	54.5
Sixth Form	26.9	28.5	33.1	31.4	33.5	35.9	31.7	31.3	31.2	29.5
FE/Tertiary	31.8	34.8	33.9	30.7	31.5	32.8	32.2	34.2	32.2	31.7
Academy	5.9	28.7	37.9	33.8
Other	30.5	35.1	38.1	31.4	37.8	22.8	26.8	34.0	25.3	27.4

Cumulative Numbers

School type	2003	2004	2005	2006	2007	2008	2009	2010	2011	2012
Comprehensive	318	317	375	462	487	544	572	610	475	355
Grammar	245	292	346	323	388	410	482	510	304	309
Independent	884	961	1001	1056	1109	1137	1205	1186	1103	1095
Sixth Form	209	226	286	311	375	393	359	362	393	357
FE/Tertiary	269	287	269	260	285	264	256	254	221	172
Academy	2	35	419	400
Other	58	60	64	44	59	54	55	65	44	82

Cumulative % at Grade A by school type



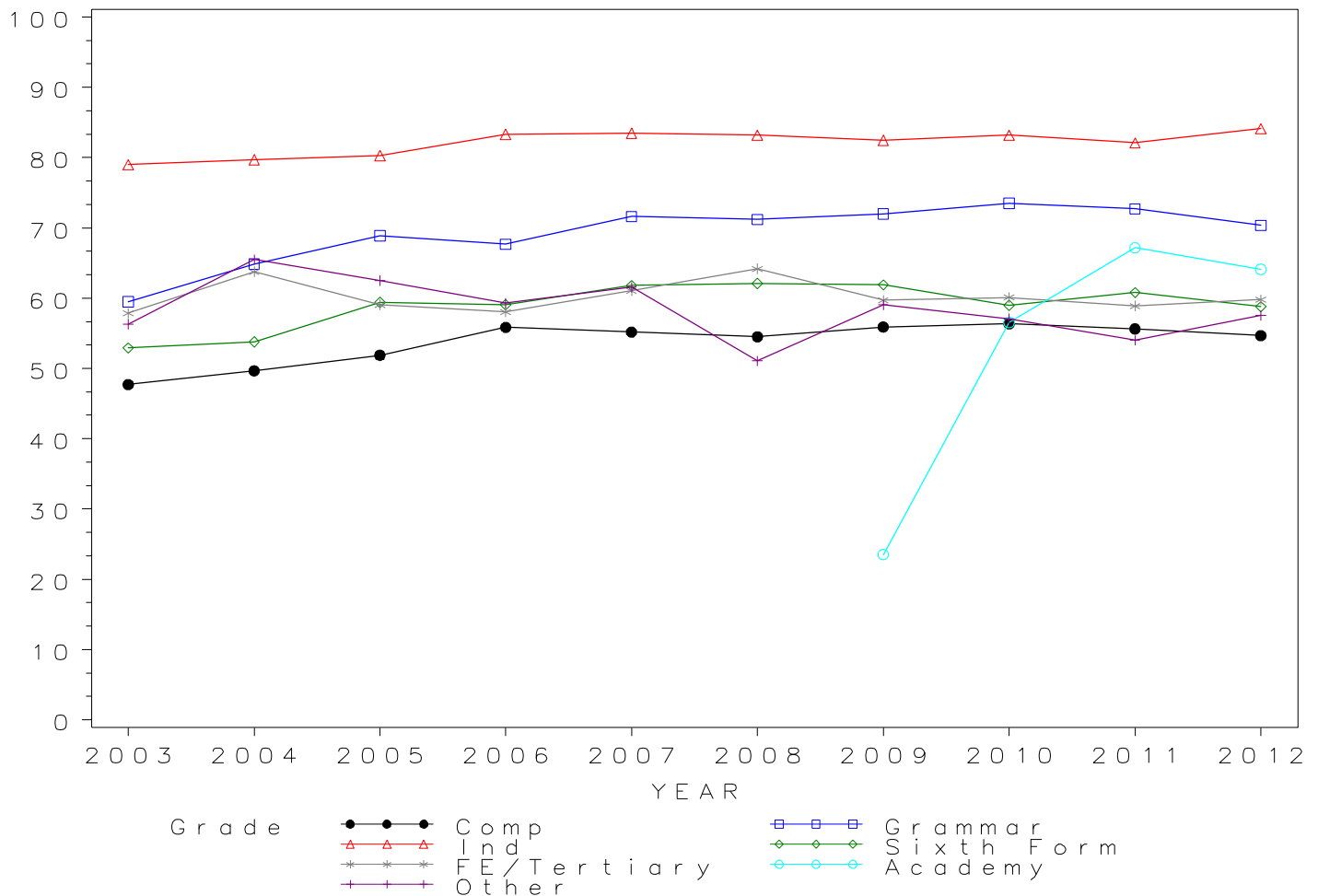
*GCE A Level SPANISH Grade B by school type 2003- 2012
Cumulative Percentages*

School type	2003	2004	2005	2006	2007	2008	2009	2010	2011	2012
Comprehensive	47.7	49.7	51.9	55.9	55.2	54.5	55.9	56.3	55.6	54.7
Grammar	59.5	64.9	68.9	67.7	71.6	71.2	72.0	73.5	72.7	70.4
Independent	79.0	79.7	80.3	83.3	83.5	83.2	82.5	83.2	82.1	84.1
Sixth Form	52.9	53.8	59.4	59.1	61.8	62.1	61.9	59.0	60.8	58.8
FE/Tertiary	57.9	63.8	59.1	58.0	61.1	64.2	59.7	60.1	58.9	59.8
Academy	23.5	56.6	67.2	64.1
Other	56.3	65.5	62.5	59.3	61.5	51.1	59.0	57.1	54.0	57.5

Cumulative Numbers

School type	2003	2004	2005	2006	2007	2008	2009	2010	2011	2012
Comprehensive	637	683	787	924	953	1030	1103	1203	963	749
Grammar	489	587	605	599	737	752	820	885	549	541
Independent	1405	1428	1567	1582	1645	1681	1737	1766	1606	1690
Sixth Form	411	427	513	585	692	681	702	681	765	711
FE/Tertiary	489	526	469	491	552	516	474	446	404	324
Academy	8	69	743	759
Other	107	112	105	83	96	121	121	109	94	172

Cumulative % at Grade B by school type



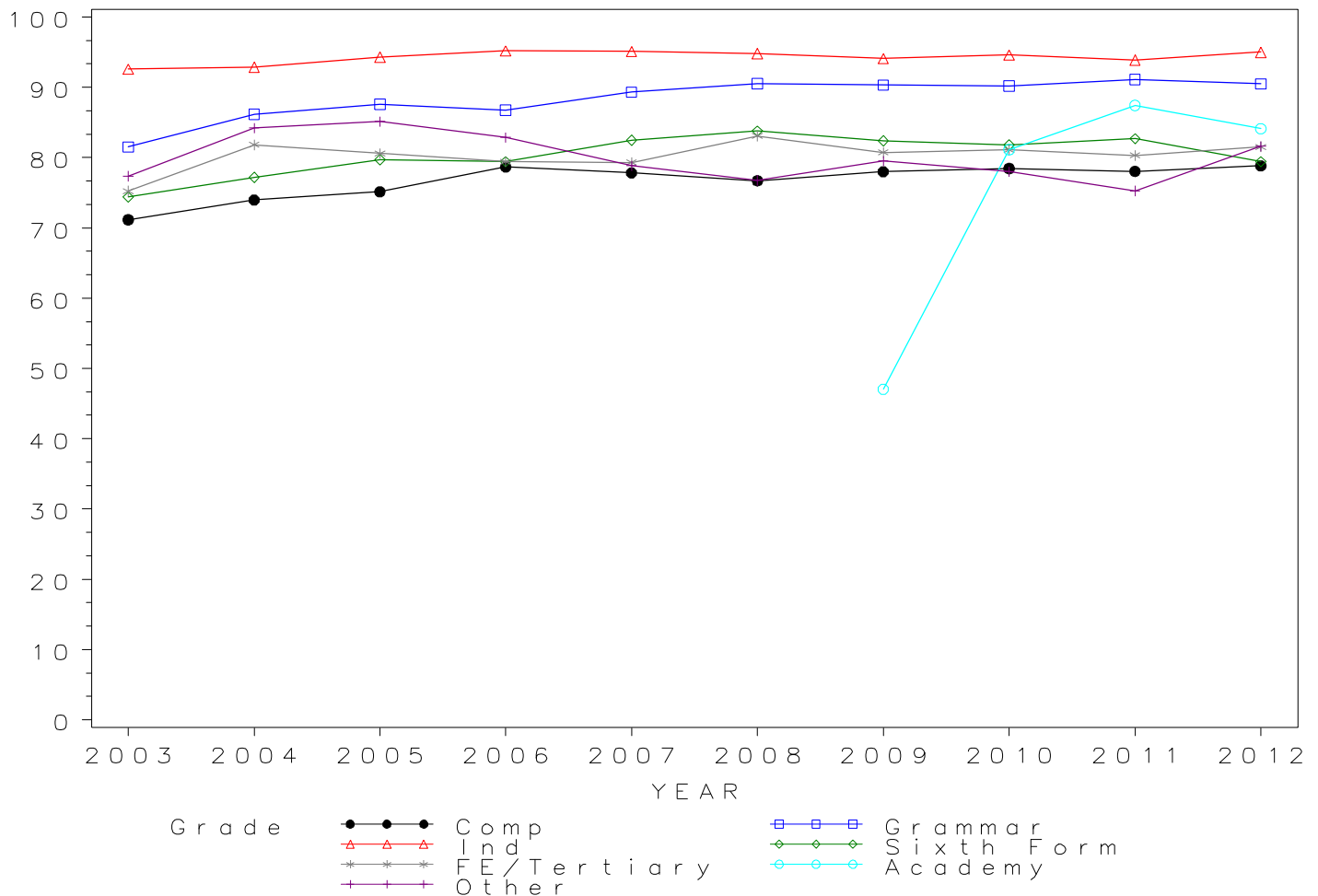
*GCE A Level SPANISH Grade C by school type 2003- 2012
Cumulative Percentages*

School type	2003	2004	2005	2006	2007	2008	2009	2010	2011	2012
Comprehensive	71.2	74.0	75.1	78.7	77.8	76.7	78.0	78.5	78.0	78.8
Grammar	81.5	86.2	87.6	86.8	89.3	90.5	90.3	90.2	91.1	90.5
Independent	92.6	92.9	94.3	95.2	95.1	94.8	94.1	94.6	93.9	95.0
Sixth Form	74.4	77.2	79.7	79.4	82.5	83.8	82.4	81.8	82.7	79.4
FE/Tertiary	75.3	81.8	80.6	79.4	79.3	83.1	80.7	81.1	80.3	81.5
Academy	47.1	81.1	87.4	84.1
Other	77.4	84.2	85.1	82.9	78.8	76.8	79.5	78.0	75.3	81.6

Cumulative Numbers

School type	2003	2004	2005	2006	2007	2008	2009	2010	2011	2012
Comprehensive	950	1017	1140	1301	1344	1449	1539	1675	1351	1080
Grammar	670	780	769	768	919	956	1029	1086	688	696
Independent	1647	1665	1841	1808	1873	1915	1982	2007	1837	1910
Sixth Form	578	612	689	786	924	918	934	945	1041	961
FE/Tertiary	636	675	640	672	717	668	641	602	551	442
Academy	16	99	967	996
Other	147	144	143	116	123	182	163	149	131	244

Cumulative % at Grade C by school type

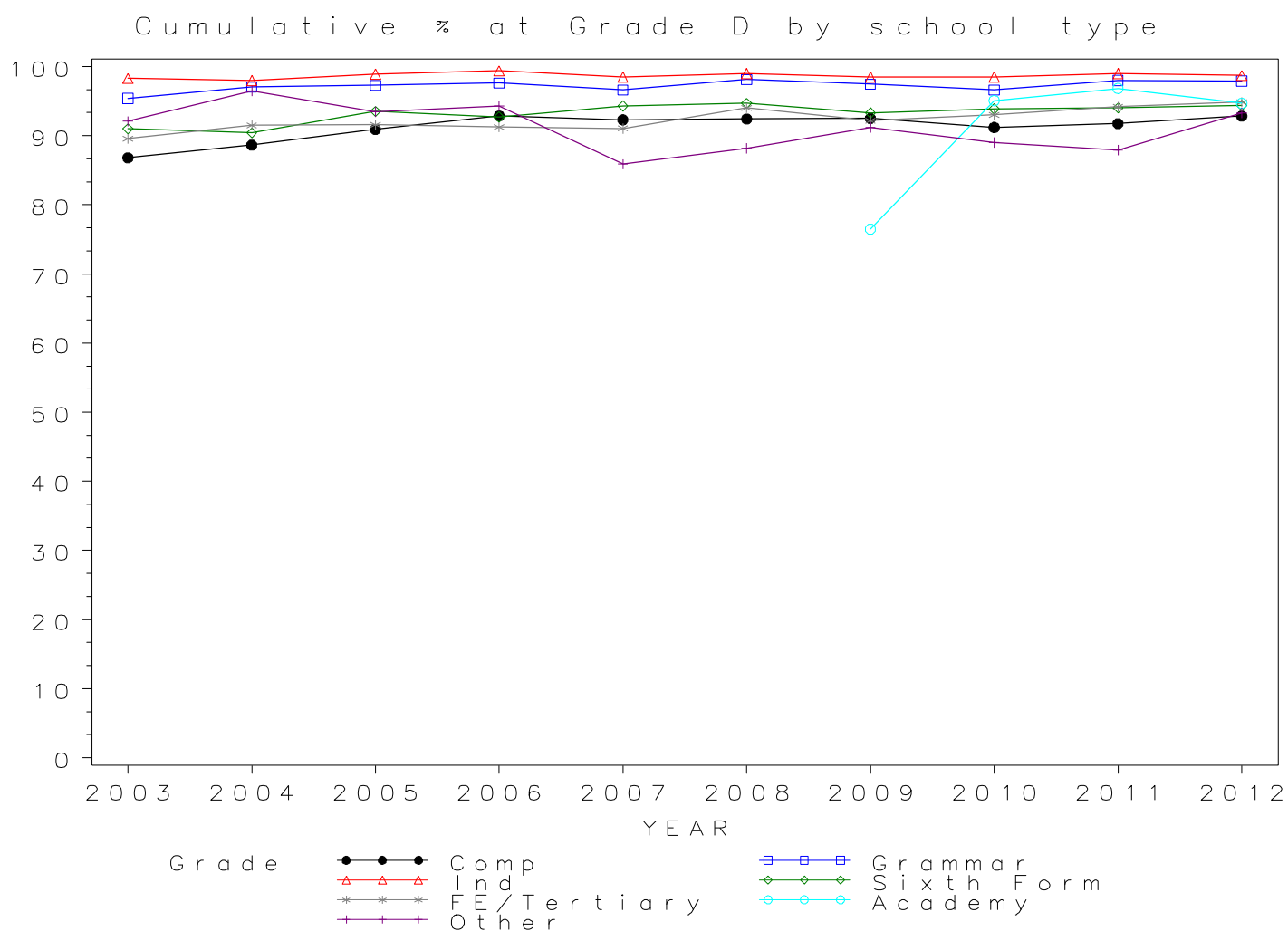


*GCE A Level SPANISH Grade D by school type 2003- 2012
Cumulative Percentages*

School type	2003	2004	2005	2006	2007	2008	2009	2010	2011	2012
Comprehensive	86.8	88.7	90.9	92.9	92.3	92.4	92.5	91.2	91.7	92.8
Grammar	95.4	97.0	97.3	97.6	96.6	98.1	97.5	96.6	98.0	97.9
Independent	98.3	98.0	98.9	99.4	98.5	99.0	98.5	98.5	99.0	98.7
Sixth Form	91.0	90.4	93.5	92.7	94.3	94.7	93.3	93.9	94.0	94.4
FE/Tertiary	89.6	91.5	91.6	91.3	91.0	94.0	92.2	93.0	94.2	94.8
Academy	76.5	95.1	96.8	94.7
Other	92.1	96.5	93.5	94.3	85.9	88.2	91.2	89.0	87.9	93.3

Cumulative Numbers

School type	2003	2004	2005	2006	2007	2008	2009	2010	2011	2012
Comprehensive	1159	1219	1379	1536	1594	1746	1825	1947	1588	1272
Grammar	784	878	854	864	994	1036	1110	1163	740	753
Independent	1749	1756	1931	1888	1940	2000	2074	2090	1936	1984
Sixth Form	707	717	808	918	1056	1038	1058	1085	1183	1142
FE/Tertiary	757	755	727	772	823	756	732	690	646	514
Academy	26	116	1071	1121
Other	175	165	157	132	134	209	187	170	153	279



*GCE A Level SPANISH Grade E by school type 2003- 2012
Cumulative Percentages*

School type	2003	2004	2005	2006	2007	2008	2009	2010	2011	2012
Comprehensive	96.9	96.8	98.0	98.6	98.1	98.8	98.8	97.8	98.0	98.1
Grammar	98.8	99.0	99.5	99.3	99.3	99.5	99.6	99.8	99.3	100.0
Independent	99.7	99.7	99.9	99.9	99.7	100.0	99.8	99.4	99.8	99.7
Sixth Form	98.2	98.4	98.6	98.9	98.9	99.5	99.6	98.8	98.6	99.2
FE/Tertiary	97.0	97.6	97.4	96.9	97.7	98.3	97.2	98.1	98.8	98.5
Academy	94.1	98.4	99.3	98.6
Other	96.8	98.8	98.2	97.9	97.4	94.9	96.6	98.4	96.6	98.7

Cumulative Numbers

School type	2003	2004	2005	2006	2007	2008	2009	2010	2011	2012
Comprehensive	1294	1331	1487	1631	1694	1866	1950	2089	1696	1344
Grammar	812	896	874	879	1022	1051	1135	1201	750	769
Independent	1774	1787	1950	1897	1964	2020	2102	2109	1952	2004
Sixth Form	763	780	852	979	1108	1091	1129	1141	1241	1200
FE/Tertiary	820	805	773	820	883	790	772	728	678	534
Academy	32	120	1098	1167
Other	184	169	165	137	152	225	198	188	168	295

