

GCSE

French

Session: 1994 June
Type: Question paper
Code: 1525

Candidate Name

Centre Number

Candidate
Number

--	--

MIDLAND EXAMINING GROUP

1525/1/1

**General Certificate of Secondary Education
FRENCH**

LISTENING COMPREHENSION (BASIC)

Wednesday 25 MAY 1994 Morning

Candidates answer on the question paper.
No additional materials required.

MIDLAND EXAMINING GROUP MIDLAND EXAMINING GROUP MIDLAND EXAMINING GROUP MIDLAND EXAMINING GROUP MIDLAND EXAMINING GROUP MIDLAND EXAMINING GROUP
MIDLAND EXAMINING GROUP MIDLAND EXAMINING GROUP MIDLAND EXAMINING GROUP MIDLAND EXAMINING GROUP MIDLAND EXAMINING GROUP MIDLAND EXAMINING GROUP
MIDLAND EXAMINING GROUP MIDLAND EXAMINING GROUP MIDLAND EXAMINING GROUP MIDLAND EXAMINING GROUP MIDLAND EXAMINING GROUP MIDLAND EXAMINING GROUP
MIDLAND EXAMINING GROUP MIDLAND EXAMINING GROUP MIDLAND EXAMINING GROUP MIDLAND EXAMINING GROUP MIDLAND EXAMINING GROUP MIDLAND EXAMINING GROUP
MIDLAND EXAMINING GROUP MIDLAND EXAMINING GROUP MIDLAND EXAMINING GROUP MIDLAND EXAMINING GROUP MIDLAND EXAMINING GROUP MIDLAND EXAMINING GROUP
MIDLAND EXAMINING GROUP MIDLAND EXAMINING GROUP MIDLAND EXAMINING GROUP MIDLAND EXAMINING GROUP MIDLAND EXAMINING GROUP MIDLAND EXAMINING GROUP
MIDLAND EXAMINING GROUP MIDLAND EXAMINING GROUP MIDLAND EXAMINING GROUP MIDLAND EXAMINING GROUP MIDLAND EXAMINING GROUP MIDLAND EXAMINING GROUP
MIDLAND EXAMINING GROUP MIDLAND EXAMINING GROUP MIDLAND EXAMINING GROUP MIDLAND EXAMINING GROUP MIDLAND EXAMINING GROUP MIDLAND EXAMINING GROUP
MIDLAND EXAMINING GROUP MIDLAND EXAMINING GROUP MIDLAND EXAMINING GROUP MIDLAND EXAMINING GROUP MIDLAND EXAMINING GROUP MIDLAND EXAMINING GROUP

TIME

Approximately 20 minutes.

INSTRUCTIONS FOR CANDIDATES

Write your name, centre number and candidate number in the spaces at the top of this page.

Answer **all** the questions.

Write your answers **in English** in the spaces provided on the question paper.

Read the instructions at the beginning of each exercise carefully.

INFORMATION FOR CANDIDATES

The number of marks available is shown in brackets at the end of each question or part question.

You will hear all recordings **twice**.

Your answers need not be in complete sentences.

At the end of this test, there will be a pause of five minutes before the start of the test at Higher Part 1.

You are reminded that once the test has begun the tape will not be stopped. You should therefore inform the invigilator during the first recorded words if you have any difficulty in hearing the recording.

FOR OFFICE USE

1	2	3	4
ORIGINAL MARK	COORDINATION MARK	FINAL SAMPLE	GRADE REVIEW

This Question Paper consists of 7 printed pages and 1 blank page.

Before the test begins you will hear an example question. You will hear the French phrase **twice**.

Example:

At a station in France you ask at what time the next train leaves for Calais.

At what time does it leave?

Le prochain train part à trois heures dix.

(Answer:) *Ten past three*

The test will now begin. The test is in three sections. You will hear all recordings **twice**. You should answer all the questions **in English**. At the beginning of each exercise, read the instructions and the questions carefully. The marks for each question are given in brackets.

SECTION 1

Questions 1 – 10

For each of these questions listen to the instruction and the French phrase, then write brief answers **in English** in the spaces provided. You will hear each French phrase **twice**. There will be a short pause after each one.

You have gone to France with two friends. You book in at a youth hostel.

- 1** The warden at the youth hostel tells you when it closes at night.

At what time does it close?

..... [1]

- 2** He tells you that they do not serve the evening meal on one day of the week.

Which day is this?

..... [1]

- 3** You ask where you can get an evening meal on that day. The warden recommends a restaurant in town.

Where in town is it?

..... [1]

- 4** You go to this restaurant. You ask the waitress about the price of meals.

How much is the cheapest set meal they have?

..... francs [1]

- 5 She tells you something about drinks with the meal.

What does she tell you about them?

..... [1]

- 6 You go to a large hypermarket. You ask an assistant where the fruit section is.

Which way do you have to go?

..... [1]

- 7 Soon after, you hear an announcement about a special offer.

What item is on special offer and for **how long** will the offer last?

Item on offer [1]

Offer lasts [1]

- 8 In a street market you ask for some grapes. As you leave, the stallholder calls you back. Why?

(Tick **one** only)

– You have forgotten to pay ☐

– You have forgotten your change ☐

– You have forgotten your grapes ☐

[1]

- 9 Later you buy some postcards to send home. The assistant asks you a question.

What does he want to know?

..... [1]

- 10 You go to the station to get the train to Calais. You show your tickets at the gate and the inspector tells you something.

What is she telling you to do?

..... [1]

[11]

SECTION 2

Exercise 1 – Questions 11 – 16

You have received a cassette from your new French pen-friend, Virginie. You will hear Virginie saying a few things about herself and her family.

Look at questions 11–16 below.

Now listen to Virginie and fill in the details **in English**. Some details have been filled in already.

You will hear what she says **twice**. There will be a pause of 15 seconds after each recording and three short pauses during her message.

Name: *Virginie*

11 Age: years. [1]

12 Birthday: [1]

13 Description:

(i) *quite tall* [1]

(ii) [1]

(iii) [1]

Brothers/sisters: *one brother, Lionel (13 years)*

14 Where parents work: Father: *at home* [1]

Mother: [1]

15 Pets:

(i) *one dog* [1]

(ii) [1]

(iii) [1]

16 Interests:

(i) [1]

(ii) *music* [1]

(iii) [1]

Exercise 2 – Questions 17 – 22

While on a school exchange in France, you hear a short interview in which three young French people are asked how they travel to school.

Look at questions 17–22 below.

Now listen to the interview and answer the questions **in English**. For each person interviewed write down **how** he or she gets to school, then note the extra detail given about the journey.

You will hear the interview **twice**. There will be a pause of 15 seconds after each recording and two short pauses during the interview.

Name	How he/she Travels	Details about Journey
OLIVIER	17[1]	18 How long it takes:[1]
VALÉRIE	19[1]	20 What she does during journey:[1]
ISABELLE	21[1]	22 Who she travels with:[1]

[6]

SECTION 3

Exercise 1 – Questions 23 – 27

You have a holiday job in a restaurant in Dieppe and the head waiter asks you to take a couple's order for dinner.

Look at the note-pad and questions 23–27 below.

Now listen to the couple ordering their meal and make a note **in English** of their requirements. Two details have been filled in already.

You will hear their order **twice**. There will be a pause of 15 seconds after each recording and one short pause during the order.

Dinner Order **Table No:**6.....

23 Menu Price (circle ONE): 60fr. 70fr. 80fr. 90fr. [1]

24 Starters: (i) [1]
 (ii) [1]

25 Main Course: (i) *steak* [1]
 (ii) [1]

26 Vegetables: (i) [1]
 (ii) *peas* [1]
 (iii) [1]

27 Drinks (i) [1]
 (ii) [1]

[8]

Exercise 2 – Questions 28 – 31

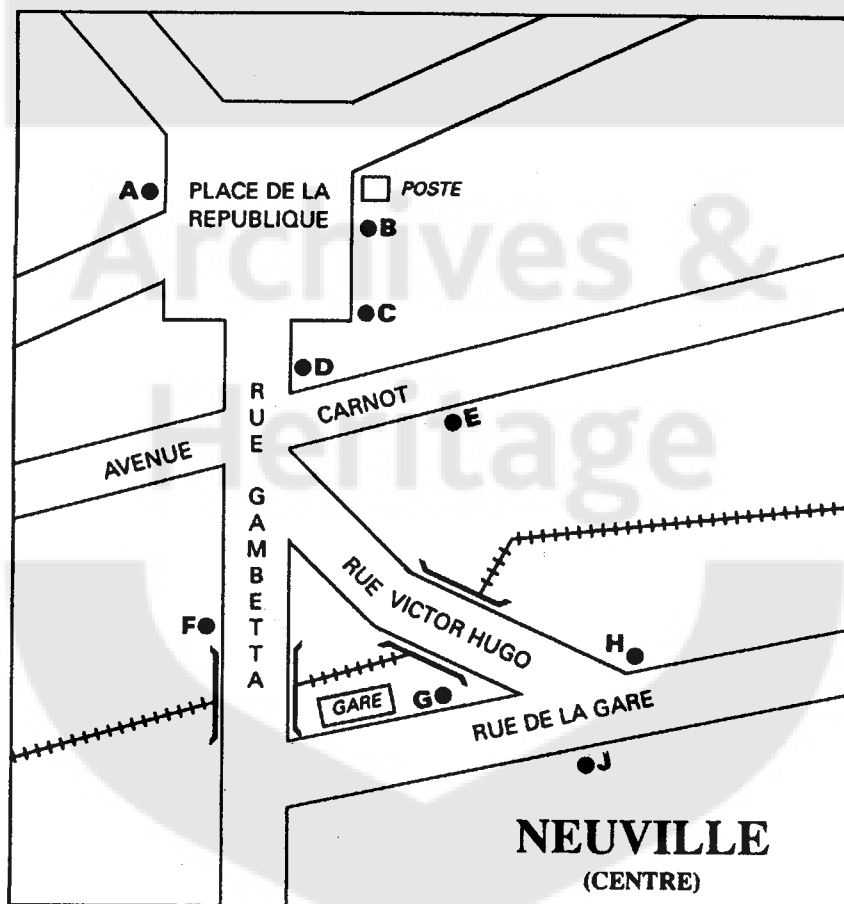
You will hear part of a public service announcement which tells tourists where to find certain places in a French town. The places are marked by letters on a plan of the town.

Look at the plan and the answer grid below.

Now listen to the announcement and for each place mentioned write down in the grid **in English** what the place is, then write down the letter which shows where it is on the plan. The first one has been done for you as an example.

You will hear the whole announcement **twice**. There will be a pause of 10 seconds after each recording and a short pause after the information about each place.

Remember that the answers for Question 28 have already been given.



Building		Letter on Plan	
28	(i) <i>town hall</i>	(ii) <i>B</i>	
29	(i)[1]	(ii)[1]	
30	(i)[1]	(ii)[1]	
31	(i)[1]	(ii)[1]	

[6]



Candidate Name

Centre Number

Candidate

Number

MIDLAND EXAMINING GROUP

1525/1/2

General Certificate of Secondary Education

FRENCH

LISTENING COMPREHENSION (HIGHER PART 1)

Wednesday 25 MAY 1994 Morning

Candidates answer on the question paper.
No additional materials required.

MIDLAND EXAMINING GROUP MIDLAND EXAMINING GROUP MIDLAND EXAMINING GROUP MIDLAND EXAMINING GROUP MIDLAND EXAMINING GROUP MIDLAND EXAMINING GROUP
MIDLAND EXAMINING GROUP MIDLAND EXAMINING GROUP MIDLAND EXAMINING GROUP MIDLAND EXAMINING GROUP MIDLAND EXAMINING GROUP MIDLAND EXAMINING GROUP
MIDLAND EXAMINING GROUP MIDLAND EXAMINING GROUP MIDLAND EXAMINING GROUP MIDLAND EXAMINING GROUP MIDLAND EXAMINING GROUP MIDLAND EXAMINING GROUP
MIDLAND EXAMINING GROUP MIDLAND EXAMINING GROUP MIDLAND EXAMINING GROUP MIDLAND EXAMINING GROUP MIDLAND EXAMINING GROUP MIDLAND EXAMINING GROUP
MIDLAND EXAMINING GROUP MIDLAND EXAMINING GROUP MIDLAND EXAMINING GROUP MIDLAND EXAMINING GROUP MIDLAND EXAMINING GROUP MIDLAND EXAMINING GROUP
MIDLAND EXAMINING GROUP MIDLAND EXAMINING GROUP MIDLAND EXAMINING GROUP MIDLAND EXAMINING GROUP MIDLAND EXAMINING GROUP MIDLAND EXAMINING GROUP
MIDLAND EXAMINING GROUP MIDLAND EXAMINING GROUP MIDLAND EXAMINING GROUP MIDLAND EXAMINING GROUP MIDLAND EXAMINING GROUP MIDLAND EXAMINING GROUP
MIDLAND EXAMINING GROUP MIDLAND EXAMINING GROUP MIDLAND EXAMINING GROUP MIDLAND EXAMINING GROUP MIDLAND EXAMINING GROUP MIDLAND EXAMINING GROUP
MIDLAND EXAMINING GROUP MIDLAND EXAMINING GROUP MIDLAND EXAMINING GROUP MIDLAND EXAMINING GROUP MIDLAND EXAMINING GROUP MIDLAND EXAMINING GROUP
MIDLAND EXAMINING GROUP MIDLAND EXAMINING GROUP MIDLAND EXAMINING GROUP MIDLAND EXAMINING GROUP MIDLAND EXAMINING GROUP MIDLAND EXAMINING GROUP

TIME

Approximately 20 minutes.

INSTRUCTIONS FOR CANDIDATES

Write your name, centre number and candidate number in the spaces at the top of this page.

Answer **all** the questions.

Write your answers **in English** in the spaces provided on the question paper.

Read the instructions at the beginning of each exercise carefully.

INFORMATION FOR CANDIDATES

The number of marks available is shown in brackets at the end of each question or part question.

You will hear all recordings **twice**.

Your answers need not be in complete sentences.

At the end of this test, there will be a pause of five minutes before the start of the test at Higher Part 2.

You are reminded that once the test has begun the tape will not be stopped. You should therefore inform the invigilator during the first recorded words if you have any difficulty in hearing the recording.

FOR OFFICE USE

1	2	3	4
ORIGINAL MARK	COORDINATION MARK	FINAL SAMPLE	GRADE REVIEW

This Question Paper consists of 5 printed pages and 3 blank pages.

This test has four exercises. You will hear each recording **twice**. You should answer all the questions **in English**. At the beginning of each exercise, read the instructions and the questions carefully.

Exercise 1 – Questions 1 – 3

You will hear three short announcements, recorded in France in different places.

Look at the grid and questions 1–3 below.

Now listen to the announcements. For each one, note briefly, **in English**, the information or advice it is giving you or the reason for the announcement. The places where the announcements are being made have been written in the grid.

You will hear the set of announcements twice. There will be a pause of 15 seconds after each recording and a short pause after each announcement.

<u>PLACE</u>	<u>INFORMATION / ADVICE / REASON</u>
1 Supermarket	(i) Information: [1] (ii) Advice: [1]
2 Station	(i) Information: [1] (ii) Reason: [1]
3 Airport	(i) Advice: [1]

[5]

Exercise 2 – Questions 4 – 8

In order to help some friends who want to book a holiday hotel in Nice, you listen to some comments made about five different hotels by French people who have stayed in them.

Look at the list of statements A–F below.

Now listen to the comments about the hotels and decide which statement from the list best summarises each comment. Write the letter of the statement you choose in the box after the name of each hotel. You will only use five of the six statements.

You will hear the whole piece twice. There will be a pause of 15 seconds after each recording and a short pause after the comment on each hotel.

- A – excellent in all respects
- B – very poor value for money
- C – very conveniently placed
- D – very reasonably priced
- E – both good and bad points
- F – very few facilities

- | | | | |
|----------|----------------|--------------------------|-----|
| 4 | Hôtel Napoléon | <input type="checkbox"/> | [1] |
| 5 | Hôtel Victoria | <input type="checkbox"/> | [1] |
| 6 | Hôtel Georges | <input type="checkbox"/> | [1] |
| 7 | Hôtel Trianon | <input type="checkbox"/> | [1] |
| 8 | Hôtel Flandres | <input type="checkbox"/> | [1] |
| | | | [5] |

Exercise 3 – Questions 9 – 14

You are nearing the end of a school exchange in France and you have invited some friends to a party. Four of your friends have telephoned their replies and have left them on your hosts' answering machine.

Look at questions 9–14 below.

Now listen to your friends' messages and in each case note **in English** first the answer given to the invitation and then the problem that he or she mentions. The details of Lionel's message have been filled in already.

You will hear all four messages **twice**. There will be a pause of 15 seconds after each recording and a short pause after each message.

Name	Coming to Party?	Problem
LIONEL	<i>Yes</i>	<i>won't be arriving very early.</i>
FABIENNE	9[1]	10[1]
ALEXANDRE	11[1]	12[1]
CÉLINE	13[1]	14[1]

[6]

Exercise 4 – Questions 15 – 18

You will hear four French people talking about something that has recently happened to them.

Look at the list A–F below.


Now listen to each one talking in turn and choose from the list the statement that best describes what has happened. Write the letter of the statement you choose in the box for each question. The people talk in the order of questions 15 to 18. You will use only four of the statements.

You will hear the recording **twice**. There will be a pause of 15 seconds after each recording and a short pause after each person has spoken.

- A – has changed jobs
- B – has fallen in love
- C – has passed an exam
- D – has been ill
- E – has lost something
- F – has received a present

- | | | |
|-------------------------|--------------------------|-----|
| 15 First person | <input type="checkbox"/> | [1] |
| 16 Second person | <input type="checkbox"/> | [1] |
| 17 Third person | <input type="checkbox"/> | [1] |
| 18 Fourth person | <input type="checkbox"/> | [1] |
| | | [4] |

TOTAL FOR PAPER = [20]

BLANK PAGE

Archives &
Heritage






Archives & Heritage





Archives & Heritage



Candidate Name	Centre Number	Candidate Number

MIDLAND EXAMINING GROUP **1525/1/3**
General Certificate of Secondary Education
FRENCH
LISTENING COMPREHENSION (HIGHER PART 2)
Wednesday 25 MAY 1994 Morning

Candidates answer on the question paper.
 No additional materials required.

MIDLAND EXAMINING GROUP MIDLAND EXAMINING GROUP MIDLAND EXAMINING GROUP MIDLAND EXAMINING GROUP MIDLAND EXAMINING GROUP MIDLAND EXAMINING GROUP MIDLAND EXAMINING GROUP
 MIDLAND EXAMINING GROUP MIDLAND EXAMINING GROUP MIDLAND EXAMINING GROUP MIDLAND EXAMINING GROUP MIDLAND EXAMINING GROUP MIDLAND EXAMINING GROUP MIDLAND EXAMINING GROUP
 MIDLAND EXAMINING GROUP MIDLAND EXAMINING GROUP MIDLAND EXAMINING GROUP MIDLAND EXAMINING GROUP MIDLAND EXAMINING GROUP MIDLAND EXAMINING GROUP MIDLAND EXAMINING GROUP
 MIDLAND EXAMINING GROUP MIDLAND EXAMINING GROUP MIDLAND EXAMINING GROUP MIDLAND EXAMINING GROUP MIDLAND EXAMINING GROUP MIDLAND EXAMINING GROUP MIDLAND EXAMINING GROUP
 MIDLAND EXAMINING GROUP MIDLAND EXAMINING GROUP MIDLAND EXAMINING GROUP MIDLAND EXAMINING GROUP MIDLAND EXAMINING GROUP MIDLAND EXAMINING GROUP MIDLAND EXAMINING GROUP
 MIDLAND EXAMINING GROUP MIDLAND EXAMINING GROUP MIDLAND EXAMINING GROUP MIDLAND EXAMINING GROUP MIDLAND EXAMINING GROUP MIDLAND EXAMINING GROUP MIDLAND EXAMINING GROUP
 MIDLAND EXAMINING GROUP MIDLAND EXAMINING GROUP MIDLAND EXAMINING GROUP MIDLAND EXAMINING GROUP MIDLAND EXAMINING GROUP MIDLAND EXAMINING GROUP MIDLAND EXAMINING GROUP
 MIDLAND EXAMINING GROUP MIDLAND EXAMINING GROUP MIDLAND EXAMINING GROUP MIDLAND EXAMINING GROUP MIDLAND EXAMINING GROUP MIDLAND EXAMINING GROUP MIDLAND EXAMINING GROUP
 MIDLAND EXAMINING GROUP MIDLAND EXAMINING GROUP MIDLAND EXAMINING GROUP MIDLAND EXAMINING GROUP MIDLAND EXAMINING GROUP MIDLAND EXAMINING GROUP MIDLAND EXAMINING GROUP

TIME

Approximately 20 minutes.

INSTRUCTIONS FOR CANDIDATES

Write your name, centre number and candidate number in the spaces at the top of this page.

Answer **all** the questions.

Write your answers **in English** in the spaces provided on the question paper.

Read the instructions at the beginning of each exercise carefully.

INFORMATION FOR CANDIDATES

The number of marks available is shown in brackets at the end of each question or part question.

You will hear all recordings **twice**.

Your answers need not be in complete sentences, **but all relevant details should be included**.

You are reminded that once the test has begun the tape will not be stopped. You should therefore inform the invigilator during the first recorded words if you have any difficulty in hearing the recording.

FOR OFFICE USE

1	2	3	4
ORIGINAL MARK	COORDINATION MARK	FINAL SAMPLE	GRADE REVIEW

This Question Paper consists of 4 printed pages.

This test has three exercises. You will hear each recording **twice**. You should answer all the questions **in English**. At the beginning of each exercise, read the instructions and questions carefully. You are reminded that you may make notes during the recordings.

Exercise 1 – Questions 1 – 7

You are listening to French radio when you hear an item about the popularity of the cinema in the town of Guingamp in Brittany.

Look at questions 1–7 below.

Now listen to the item and answer the questions **in English**. You will hear it twice. There will be a pause of 20 seconds after each recording and two short pauses during the item.

- 1** What problem has there been in Guingamp in the past few years?

..... [1]

- 2** What proportion of young people have been affected by this problem?

..... [1]

- 3** What information is given that tells us about the level of recent cinema attendances in Guingamp?

..... [1]

- 4** Which people particularly like the town's cinema? (Tick **one** only)

- the young ☐
- the middle-aged ☐
- the elderly ☐
- everyone ☐

[1]

- 5** What shows that certain people are prepared to make a real effort to get to the cinema?

..... [1]

- 6** What were the original plans for the cinema ten years ago?

..... [1]

- 7** Why would the cinema-goers of Guingamp have been grateful to Mme. Jeanne Martin?

.....[1]

Exercise 2 – Questions 8 – 13

You will hear an item from French television in which a doctor talks about an illness popularly known as 'turista'.

Look at questions 8 – 13 below.

Now listen to the doctor and answer the questions **in English**. You will hear the item twice. There will be a pause of 20 seconds after each recording and short pauses during the item after the information for each section.

'Turista'**A – Those at risk**

8 To whom precisely is this advice given?

..... [1]

B – Causes and Symptoms

9 What is said to be the **basic** source of the infection?

..... [1]

10 What symptom of the illness, other than diarrhoea, is mentioned?

..... [1]

C – Prevention

11 What recommendation should you follow when having bottled mineral water?

..... [1]

12 What **two** further pieces of advice are given?

..... [1]

..... [1]

D – Effects

13 You are told that if you have 'turista': (Tick **one** only)

– you are likely to be very ill

☐

– you should see a doctor within 24 hours

☐

– you should go to bed

☐

– you should take suitable medicines

☐

[1]

[7]

Exercise 3 – Questions 14 – 19

You will hear a television interview with the young French actress and singer Mathilda May. She talks about her childhood and career.

Look at questions 14 – 19 below.

Now listen to the interview and answer the questions **in English**. You will hear the interview twice. There will be a pause of 20 seconds after each recording and two short pauses during the interview.

14 How does Mathilda describe herself when young?

..... [1]

15 What helped to lessen the effect of her problem?

..... [1]

16 She says that being an actress has: (Tick **one** only)

– helped her to get to know herself better

☐

– taught her great self-discipline

☐

– brought her lots of admiration

☐

– caused her many problems

☐

[1]

17 From the example she gives, what can be assumed about what Mathilda is like in real life?

..... [1]

18 How many records has she released so far?

..... [1]

19 Music is: (Tick **one** only)

– as important to her as the theatre

☐

– something in which she has recently become interested

☐

– more important to her than anything else

☐

– her most important means of relaxation

☐

[1]

[6]

TOTAL FOR PAPER = [20]

Candidate Name

Centre Number

Candidate
Number

--	--

MIDLAND EXAMINING GROUP

1525/2/1

**General Certificate of Secondary Education
FRENCH**

READING COMPREHENSION (BASIC)

Thursday 9 JUNE 1994 Afternoon

Candidates answer on the question paper.
No additional materials required.

MIDLAND EXAMINING GROUP MIDLAND EXAMINING GROUP MIDLAND EXAMINING GROUP MIDLAND EXAMINING GROUP MIDLAND EXAMINING GROUP MIDLAND EXAMINING GROUP
MIDLAND EXAMINING GROUP MIDLAND EXAMINING GROUP MIDLAND EXAMINING GROUP MIDLAND EXAMINING GROUP MIDLAND EXAMINING GROUP MIDLAND EXAMINING GROUP
MIDLAND EXAMINING GROUP MIDLAND EXAMINING GROUP MIDLAND EXAMINING GROUP MIDLAND EXAMINING GROUP MIDLAND EXAMINING GROUP MIDLAND EXAMINING GROUP
MIDLAND EXAMINING GROUP MIDLAND EXAMINING GROUP MIDLAND EXAMINING GROUP MIDLAND EXAMINING GROUP MIDLAND EXAMINING GROUP MIDLAND EXAMINING GROUP
MIDLAND EXAMINING GROUP MIDLAND EXAMINING GROUP MIDLAND EXAMINING GROUP MIDLAND EXAMINING GROUP MIDLAND EXAMINING GROUP MIDLAND EXAMINING GROUP
MIDLAND EXAMINING GROUP MIDLAND EXAMINING GROUP MIDLAND EXAMINING GROUP MIDLAND EXAMINING GROUP MIDLAND EXAMINING GROUP MIDLAND EXAMINING GROUP
MIDLAND EXAMINING GROUP MIDLAND EXAMINING GROUP MIDLAND EXAMINING GROUP MIDLAND EXAMINING GROUP MIDLAND EXAMINING GROUP MIDLAND EXAMINING GROUP
MIDLAND EXAMINING GROUP MIDLAND EXAMINING GROUP MIDLAND EXAMINING GROUP MIDLAND EXAMINING GROUP MIDLAND EXAMINING GROUP MIDLAND EXAMINING GROUP
MIDLAND EXAMINING GROUP MIDLAND EXAMINING GROUP MIDLAND EXAMINING GROUP MIDLAND EXAMINING GROUP MIDLAND EXAMINING GROUP MIDLAND EXAMINING GROUP
MIDLAND EXAMINING GROUP MIDLAND EXAMINING GROUP MIDLAND EXAMINING GROUP MIDLAND EXAMINING GROUP MIDLAND EXAMINING GROUP MIDLAND EXAMINING GROUP

TIME

25 minutes.

INSTRUCTIONS FOR CANDIDATES

Write your name, centre number and candidate number in the spaces at the top of this page.

Answer **all** the questions.

Write your answers **in English** in the spaces provided on the question paper.

Read the instructions at the beginning of each exercise carefully.

INFORMATION FOR CANDIDATES

The number of marks available is shown in brackets at the end of each question or part question.

If you are attempting **Basic Reading** only, you have 25 minutes to answer the questions in this booklet, after which it will be collected.

If you are also attempting **Higher Reading**, you must first complete this **Basic** booklet. You do not need to take the full 25 minutes, and you can go straight on to the **Higher Part 1** as soon as you have finished this **Basic** booklet.

FOR OFFICE USE

1	2	3	4
ORIGINAL MARK	COORDINATION MARK	FINAL SAMPLE	GRADE REVIEW

This Question Paper consists of 11 printed pages and 1 blank page.

SECTION ONE

Questions 1–9

1 In a French town you want to find the museum. Which of the following signs do you follow? **(Tick one)**.

LA MER	<input type="checkbox"/>	MARCHÉ	<input type="checkbox"/>
--------	--------------------------	--------	--------------------------

MAIRIE	<input type="checkbox"/>	MUSÉE	<input type="checkbox"/>
--------	--------------------------	-------	--------------------------

[1]

2 When you arrive at the museum, you see a sign outside:

FERMÉ

What does it mean?

.....[1]

3 As you drive away, you see a sign:

TOURNEZ À DROITE

Which way must you turn?

.....[1]

- 4 At a snack bar you can buy sandwiches with different fillings.

FROMAGE	8.50f
PÂTÉ	10.50f
JAMBON-BEURRE	12.00f

What do they put in the 12 franc sandwich?

(i)[1]

(ii)[1]

- 5 A shop advertises:

SOUVENIRS
CARTES POSTALES
JOURNAUX

What do they sell, apart from souvenirs?

(i)[1]

(ii)[1]

- 6 A garage advertises:

RÉPARATION IMMÉDIATE DE PNEUS

What do they repair?

.....[1]

- 7 In your hotel there is a notice:

Les clients sont priés de laisser leur clef à la réception.
--

What should guests leave at reception?

.....[1]

- 8 On a door there is a sign:



What does it mean?

.....[1]

- 9 On the restaurant menu there is a choice of vegetables. Which do you choose if you want mushrooms? (**Tick one**)

CAROTTES

☐

CHAMPIGNONS

☐

POIREAUX

☐

HARICOTS

☐

[1]

[11]

Archives &
Heritage



SECTION TWO

Exercise 1: Questions 10–13

Look at these advertisements for hotels in La Roche-Sur-Yon.

A

**HOTEL
FORMULE 1**

LA MOINS CHÈRE DES CHAINES FRANÇAISES
120 F la chambre
Route de Nantes
 Z.I.V.U. MOUILLERON-LE-CAPTIF
85000 LA ROCHE-SUR-YON Tél. 51 62 66 66

C

hôtel – restaurant
Campanile ★★
56 chambres NN
Elisabeth et Christian HELLOT
vous accueillent personnellement
 – Pour vos repas : D’AFFAIRES, DE FAMILLE
 – SÉMINAIRES, RÉCEPTIONS ET CÉRÉMONIES
 (3 salles plus vastes)
 – REPAS de 74 à 98 F
 Boissons comprises – Minitel – TV CANAL +
Route de Nantes
LA ROCHE-SUR-YON
Tél. 51 37 27 86 Téléc : 701.766
OUVERT TOUS LES JOURS TOUTE L’ANNÉE

B

Hôtel de France ★★ NN
Restaurant-Brochetterie
TV – CANAL +
 (face à la gare)
85000 LA ROCHE-SUR-YON

D

Hôtel ★ – «LE TERMINUS» Bar –
Restaurant M. et Mme E. LE ROUX Salons
 MENUS – CARTES – REPAS D’AFFAIRES – BANQUETS
Chambres avec téléphone direct
4 Place de la Résistance – 85000 LA ROCHE S/YON – Tél 51 37 09 61

E

LE POINT DU JOUR
HOTEL ★★ RESTAURANT ★★
 30 Chambres avec Douche
 W.C. – Télévision couleur
 Téléphone direct – Repas d’Affaires
7 rue Gutenberg (rte de Nantes)
Parking privé
LA ROCHE-S/YON
Réservation : 51 37 08 98

F

HOTEL ★NN
BAR
SELF-SERVICE
LE MOLIÈRE
 DUGAST J.C.
 Bd A.– Briand
 85000 LA ROCHE-SUR-YON
 Tél. 51 37 08 56
OUVERT TOUS LES JOURS
SAUF LE DIMANCHE

Use the letters to show which hotel:

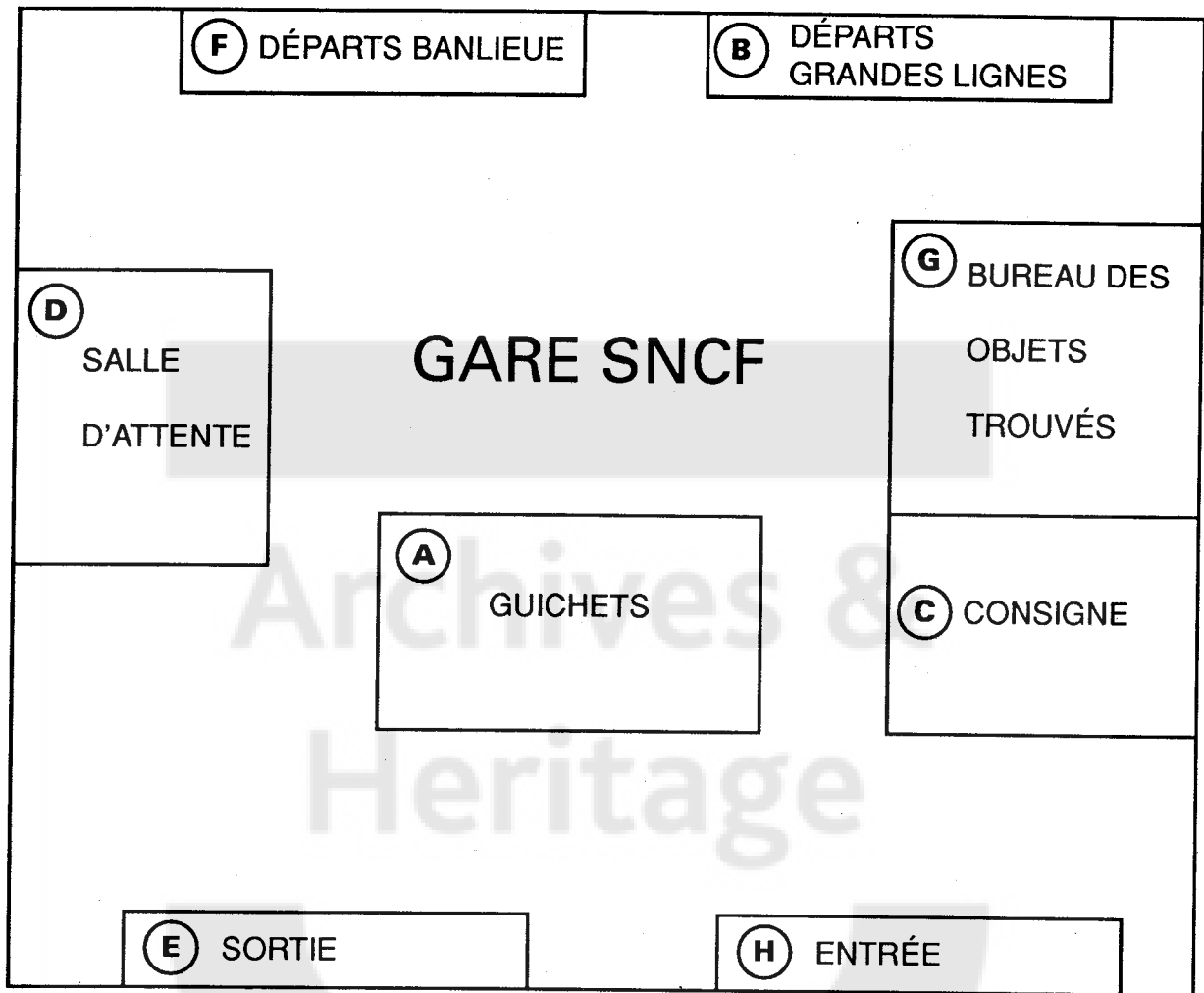
- 10** is situated opposite the railway station.
- 11** has its own car park.
- 12** is closed on Sundays.
- 13** belongs to the cheapest hotel chain.

☐
☐
☐
☐

[4]

Exercise 2: Questions 14–18

You have a plan of a railway station in Paris.



Put in the letters to show where you would go to:

- 14** buy your ticket.
- 15** ask about lost property.
- 16** leave your suitcase.
- 17** catch a train to the suburbs.
- 18** get out into the street.

☐
☐
☐
☐
☐

[5]

Exercise 3: Questions 19–22

Shortly before you are due to set off on a journey to France to visit your pen-friend you receive a letter with information about a change of plans. Read this extract.

...Je ne pourrai pas être à la gare samedi quand tu arriveras. Je dois aller au stade.

Alors, en arrivant, sors de la gare et traverse le grand parking. Tu ne peux pas te perdre! De l'autre côté du parking, tu trouveras un magasin de chaussures. C'est là où ma mère travaille. Elle te conduira à la maison

Answer the questions **in English**.

19 On which day are you expected to arrive?

.....[1]

20 Why can't your penfriend meet you?

.....[1]

21 What should you do after leaving the station?

.....[1]

22 What sort of shop does your pen-friend's mother work in?

.....[1]

[4]

SECTION THREE

Exercise 1: Questions 23-28

A friend of yours has received a letter from France. Read this extract.

.....Est-ce que tu peux m'aider? Est-ce que tu peux essayer de trouver un correspondant anglais pour un élève dans ma classe? Il est très sympa. Je mettrai tous les détails dans l'enveloppe avec cette lettre.

Depuis ton séjour en France à Pâques je travaille très dur au collège. Les profs nous donnent beaucoup de devoirs.

Je fais mes devoirs dans ma chambre mais ma petite soeur Adeline veut toujours venir dans ma chambre. Je m'entends très bien avec elle en général, mais je n'aime pas ça.

Vendredi dernier je suis allé voir le nouveau film de Schwarzenegger avec quelques copains. Je l'ai trouvé affreux. Est-ce que tu l'as vu, toi?

As-tu déjà pensé aux grandes vacances? Si tu n'as pas d'autres projets, tu peux venir passer deux ou trois semaines chez nous. Dis-moi ce que tu en penses.

.....

Eric

Answer the following questions **in English**.

23 What help does Eric ask for, and for whom?

(i) Help[1]

(ii) For whom?[1]

24 What **two** things does Eric say about his school work since Easter?

(i)[1]

(ii)[1]

25 What does Adeline always want to do, that he does not like?

.....[1]

26 When did he go to the cinema?

.....[1]

27 What did he think of the film he saw?

.....[1]

28 When does Eric want his pen-friend to visit him again?

.....[1]

[8]

Exercise 2: Questions 29–33

You are on a camping holiday in France with your family. At the campsite the local police hand out the following information to assist in finding a missing girl. Read the notice.

AVIS DE RECHERCHE

On est toujours sans nouvelle de Sylvie Borgne, âgée de treize ans, qui a disparu mercredi du camping de Kergall, à Loctudy, où elle passait ses vacances avec sa famille. Malgré les recherches effectuées par la gendarmerie, on n'a pour l'instant trouvé aucune trace de l'adolescente.

Son signalement: taille 1,58m,
 yeux bleus,
 cheveux bruns et courts,
 porte des lunettes.

Rien ne permet d'expliquer pourquoi elle a disparu. Très inquiète, la famille demande à toute personne qui puisse donner des renseignements d'entrer en contact avec la gendarmerie de Pont-l'Abbé.

Quand elle a disparu, Sylvie était en possession de deux sacs de sport et un sac à dos.

Answer the following questions **in English**.

29 How old is the missing girl?

.....[1]

30 When did she disappear?

.....[1]

31 Why had the family gone to Loctudy?

.....[1]

32 What was Sylvie carrying, when she disappeared?

(i)[1]

(ii)[1]

33 Complete this description of the missing girl.

Height: *1.58 metres*

Eyes: *Blue*


Hair: [1]

..... [1]


Other information:[1]

[8]

TOTAL [40]



Archives &
Heritage



	Centre Number	Candidate Number
Candidate Name		

MIDLAND EXAMINING GROUP 1525/2/2

**General Certificate of Secondary Education
FRENCH**

READING COMPREHENSION (HIGHER PART 1)

Thursday **9 JUNE 1994** Afternoon

Candidates answer on the question paper.
No additional materials required.

MIDLAND EXAMINING GROUP MIDLAND EXAMINING GROUP MIDLAND EXAMINING GROUP MIDLAND EXAMINING GROUP MIDLAND EXAMINING GROUP MIDLAND EXAMINING GROUP
MIDLAND EXAMINING GROUP MIDLAND EXAMINING GROUP MIDLAND EXAMINING GROUP MIDLAND EXAMINING GROUP MIDLAND EXAMINING GROUP MIDLAND EXAMINING GROUP
MIDLAND EXAMINING GROUP MIDLAND EXAMINING GROUP MIDLAND EXAMINING GROUP MIDLAND EXAMINING GROUP MIDLAND EXAMINING GROUP MIDLAND EXAMINING GROUP
MIDLAND EXAMINING GROUP MIDLAND EXAMINING GROUP MIDLAND EXAMINING GROUP MIDLAND EXAMINING GROUP MIDLAND EXAMINING GROUP MIDLAND EXAMINING GROUP
MIDLAND EXAMINING GROUP MIDLAND EXAMINING GROUP MIDLAND EXAMINING GROUP MIDLAND EXAMINING GROUP MIDLAND EXAMINING GROUP MIDLAND EXAMINING GROUP
MIDLAND EXAMINING GROUP MIDLAND EXAMINING GROUP MIDLAND EXAMINING GROUP MIDLAND EXAMINING GROUP MIDLAND EXAMINING GROUP MIDLAND EXAMINING GROUP
MIDLAND EXAMINING GROUP MIDLAND EXAMINING GROUP MIDLAND EXAMINING GROUP MIDLAND EXAMINING GROUP MIDLAND EXAMINING GROUP MIDLAND EXAMINING GROUP
MIDLAND EXAMINING GROUP MIDLAND EXAMINING GROUP MIDLAND EXAMINING GROUP MIDLAND EXAMINING GROUP MIDLAND EXAMINING GROUP MIDLAND EXAMINING GROUP
MIDLAND EXAMINING GROUP MIDLAND EXAMINING GROUP MIDLAND EXAMINING GROUP MIDLAND EXAMINING GROUP MIDLAND EXAMINING GROUP MIDLAND EXAMINING GROUP
MIDLAND EXAMINING GROUP MIDLAND EXAMINING GROUP MIDLAND EXAMINING GROUP MIDLAND EXAMINING GROUP MIDLAND EXAMINING GROUP MIDLAND EXAMINING GROUP

TIME

25 minutes.

INSTRUCTIONS FOR CANDIDATES

Write your name, centre number and candidate number in the spaces at the top of this page.

Answer **all** the questions.

Write your answers **in English** in the spaces provided on the question paper.

Read the instructions at the beginning of each exercise carefully.

Do not start this booklet until you have completed the booklet for **Basic Reading**.
The **Basic** booklet will be collected after 25 minutes.

INFORMATION FOR CANDIDATES

The number of marks available is shown in brackets at the end of each question or part question.

If you are attempting **Basic** and **Higher Part 1 Reading** only, you have 50 minutes to complete both booklets.

If you are also attempting **Higher Part 2 Reading**, you must first complete this booklet. As soon as you have finished this Part 1 Booklet, you can go straight on to **Higher Part 2**.

FOR OFFICE USE

1	2	3	4
ORIGINAL MARK	COORDINATION MARK	FINAL SAMPLE	GRADE REVIEW

This Question Paper consists of 7 printed pages and 1 blank page.

SECTION ONE

Questions 1-7

A friend has received a letter from a French pen-friend. Read it carefully.

Cher David,

Je suis désolé mais je ne pourrai pas venir en Angleterre avec le groupe, la semaine prochaine.

Hier, j'ai eu un petit accident. J'ai pris mon vélomoteur pour aller au collège comme d'habitude.

Une voiture ne s'est pas arrêtée au carrefour en ville et m'a renversé. Je me suis fait mal à la jambe gauche mais il paraît que l'os n'est pas cassé.

Heureusement que je portais mon casque. Sinon ça aurait pu être plus grave.

Le conducteur de l'auto ne portait pas sa ceinture de sécurité. Donc il s'est blessé légèrement à la tête en frappant le pare-brise. Comme tu vas certainement comprendre, la jambe me fait trop de mal pour me permettre de voyager en Angleterre en car. Mon professeur va essayer de trouver quelqu'un pour me remplacer. Réponds-moi vite si tu n'es pas d'accord.

Je regrette de te déranger.

Alain

Answer these questions **in English**.

- 1** When was Alain due to visit David?

.....[1]

- 2** Where, in town, did Alain's accident take place?

.....[1]

- 3** Why did the collision take place?

.....[1]

- 4** What was Alain's injury?

.....[1]

- 5** What prevented Alain from being more seriously injured?

.....[1]

- 6** What was the car driver's injury and how was it caused?

Injury[1]

Caused by[1]

- 7** In what circumstances would Alain require a prompt reply from David?

.....

.....[1]

[8]

SECTION TWO**Questions 8-10**

Your class has been looking at information about courses for young people in France. Study this leaflet for a course in Dijon.

VOS SÉJOURS LINGUISTIQUES à DIJON

pour groupes de lycéens

POUR QUI?

- ★ Pour des lycéens de 13 à 17 ans en groupes organisés.
- ★ 20 participants minimum.

QUAND?

- ★ Vous pouvez choisir les dates qui vous conviennent.
- ★ Une période d'au moins deux semaines.
- ★ Arrivée du groupe le dimanche soir.
- ★ Départ du groupe le dimanche matin après le petit déjeuner.

ENSEIGNEMENT

- ★ L'enseignement comporte 3 heures de langue française chaque matin.
- ★ L'enseignement est complété par des sorties deux après-midi par semaine.

RÉSERVATIONS

- ★ Toute réservation devra être accompagnée d'un versement d'arrhes.
(750 francs par personne)
- ★ Les réservations doivent arriver au moins cinq semaines avant le début du stage.

ADRESSE

Centre de Rencontres Internationales
1, Boulevard Champollion
21000 DIJON

Answer the following questions **in English**.

8 When can groups attend this course?

.....[1]

9 What does the course offer, in addition to daily French language lessons? Give details of what and when.

(i) What:[1]

(ii) When:[1]

10 What important points about booking for the course are made in the section 'RÉSERVATIONS'?

(i)[1]

(ii)[1]

[5]

Archives &
Heritage

SECTION THREE

Questions 11–14

Read this newspaper article about a survey (un sondage) of children's cinema tastes.

Le Cinéma et les Enfants

« Voir un film à la télé ou dans un cinéma, c'est la même chose! »
Hein! Quoi! Comment!

Heureusement un sondage récent nous apprend qu'à soixante-quinze pour cent, les enfants ne partagent pas cette opinion.

Les enfants entre dix et quatorze ans sont certainement la classe d'âge qui fréquente le plus le cinéma. Cela représente pas moins de dix-huit millions de tickets vendus avec, en moyenne, cinq sorties par an.

Question finance, la plupart du temps, c'est papa/maman qui paient mais, dès que l'argent de poche de l'enfant dépasse cent francs par mois, les visites au cinéma augmentent aussi.

Le cinéma reste pour les enfants un lieu magique où il fait bon rêver, rire, partager, manger. Ainsi, ils aiment les films qui font rire (95%), rêver (65%), mais ils aiment moins ceux qui font pleurer (59%). Les garçons sont 46% à aimer les films qui font peur contre 27% des filles.

Give the following information **in English**.

11 What claim about films is rejected by the majority of children?

.....
[1]

12 According to the information in the survey which one of the following is true?
(Tick one only)

- (a) Fewer 10/14 year olds go to the cinema than other age groups.
 (b) On average each child goes to the cinema five times a month.
 (c) The cinema is visited more by 10/14 year olds than other age groups.
 (d) There are 18 million child cinema-goers.

☐
☐
☐
☐

[1]

13 What happens when a child's pocket money goes above 100 F per month?

.....[1]

14 Complete the following statements **in English**, according to the information in the survey.

- (i) 95% of children like films which make you[1]
 (ii) 65% of children like films which make you[1]
 (iii) 59% of children like films which make you[1]
 (iv) More boys than girls like films which make you[1]

[7]

TOTAL [20]



Candidate Name

Centre Number

Candidate

Number

MIDLAND EXAMINING GROUP

1525/2/3

General Certificate of Secondary Education

FRENCH

READING COMPREHENSION (HIGHER PART 2)

Thursday 9 JUNE 1994 Afternoon

Candidates answer on the question paper.

No additional materials required.

MIDLAND EXAMINING GROUP MIDLAND EXAMINING GROUP MIDLAND EXAMINING GROUP MIDLAND EXAMINING GROUP MIDLAND EXAMINING GROUP MIDLAND EXAMINING GROUP
MIDLAND EXAMINING GROUP MIDLAND EXAMINING GROUP MIDLAND EXAMINING GROUP MIDLAND EXAMINING GROUP MIDLAND EXAMINING GROUP MIDLAND EXAMINING GROUP
MIDLAND EXAMINING GROUP MIDLAND EXAMINING GROUP MIDLAND EXAMINING GROUP MIDLAND EXAMINING GROUP MIDLAND EXAMINING GROUP MIDLAND EXAMINING GROUP
MIDLAND EXAMINING GROUP MIDLAND EXAMINING GROUP MIDLAND EXAMINING GROUP MIDLAND EXAMINING GROUP MIDLAND EXAMINING GROUP MIDLAND EXAMINING GROUP
MIDLAND EXAMINING GROUP MIDLAND EXAMINING GROUP MIDLAND EXAMINING GROUP MIDLAND EXAMINING GROUP MIDLAND EXAMINING GROUP MIDLAND EXAMINING GROUP
MIDLAND EXAMINING GROUP MIDLAND EXAMINING GROUP MIDLAND EXAMINING GROUP MIDLAND EXAMINING GROUP MIDLAND EXAMINING GROUP MIDLAND EXAMINING GROUP
MIDLAND EXAMINING GROUP MIDLAND EXAMINING GROUP MIDLAND EXAMINING GROUP MIDLAND EXAMINING GROUP MIDLAND EXAMINING GROUP MIDLAND EXAMINING GROUP
MIDLAND EXAMINING GROUP MIDLAND EXAMINING GROUP MIDLAND EXAMINING GROUP MIDLAND EXAMINING GROUP MIDLAND EXAMINING GROUP MIDLAND EXAMINING GROUP
MIDLAND EXAMINING GROUP MIDLAND EXAMINING GROUP MIDLAND EXAMINING GROUP MIDLAND EXAMINING GROUP MIDLAND EXAMINING GROUP MIDLAND EXAMINING GROUP
MIDLAND EXAMINING GROUP MIDLAND EXAMINING GROUP MIDLAND EXAMINING GROUP MIDLAND EXAMINING GROUP MIDLAND EXAMINING GROUP MIDLAND EXAMINING GROUP

TIME

25 minutes.

INSTRUCTIONS FOR CANDIDATES

Write your name, centre number and candidate number in the spaces at the top of this page.

Answer **all** the questions.

Write your answers **in English** in the spaces provided on the question paper.

Read the instructions at the beginning of each exercise carefully.

Do not start this booklet until you have completed the booklets for **Basic** and **Higher Part 1 Reading**. The **Higher Part 1** booklet will be collected after 50 minutes.

INFORMATION FOR CANDIDATES

The number of marks available is shown in brackets at the end of each question or part question.

You have 75 minutes to complete the three booklets.

FOR OFFICE USE

1	2	3	4
ORIGINAL MARK	COORDINATION MARK	FINAL SAMPLE	GRADE REVIEW

This Question Paper consists of 7 printed pages and 1 blank page.

SECTION ONE

Questions 1-4

Study this information about the 'Futuroscope' park.

A

Le secret de la réussite du Futuroscope de Poitiers : apprendre en s'amusant

LE FUTUROSCOPE UN PARC D'AVENIR

Ici, tu n'es pas vraiment dans un parc d'attractions. Le Conseil général de la Vienne, qui a créé Futuroscope, a préféré construire un parc de découvertes, où tu peux découvrir les technologies de l'avenir.

Ainsi, au choix, tu peux, pendant ta visite, découvrir:

- Le cinéma à 360°.
- Le Kinémax (avec un écran de la taille de deux terrains de tennis)
- Le cinéma dynamique avec ses fauteuils qui bougent et son vent dans les cheveux.
- Le pavillon du Futuroscope où Christophe Colomb t'entraîne dans un voyage fantastique à travers les galaxies.
- Le cinéma en relief.
- La salle Omnimax.

Au Futuroscope, tu peux aussi te promener à travers une goutte d'eau ou revivre toute l'histoire de la communication. Mais surtout tu peux t'amuser dans le monde merveilleux des enfants qui ressemble à un jardin à la Lewis Carroll.

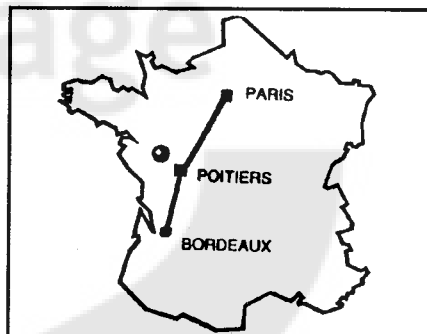
B

DES SPECTACLES EXCEPTIONNELS

- Le kinémax - salle Imax: 600 m² d'écran : le plus grand écran plat d'Europe
- Le cinéma dynamique : votre fauteuil bouge au rythme des images
- Le cinéma à 360°: vous y verrez le premier film circulaire européen
- Le monde merveilleux des enfants
- Le pavillon du FUTUROSCOPE
- Le Showscan
- La Gyrotour
- Le pavillon de la communication
- L'Omnimax : un film unique projeté sur une gigantesque voûte
- Le cinéma en relief
- Le Cinéautomate

EN EXCLUSIVITE MONDIALE

- **Le tapis magique** : un double système Imax (un écran de 700 m² devant vous, un autre au sol) vous entraîne à la poursuite de papillons extraordinaires
- **Les jardins de l'Europe** : vous partez à la découverte de l'Europe sur une barque enchantée



UN ACCUEIL DE QUALITE

RESTAURATION

- Vente à emporter
- Restauration rapide
- Cinq restaurants (2 400 places, formules à partir de 65 F).

Pour la restauration assise, réservations au 49 49 30 10.

HOTELLERIE

Plus de 400 chambres :

- Hôtel du FUTUROSCOPE (*)
- Delta Sun (**) avec piscine
- Hôtel Ibis (**) avec piscine

TARIFS

INDIVIDUEL

Adultes	Enfants (5 à 16 ans)
105 F	80 F

Answer these questions **in English**.

1 What does 'Futuroscope' claim as the secret for its success?

.....[1]

2 According to the first paragraph of the article (A), what is it that makes 'Futuroscope' different from ordinary theme parks?

.....

.....[1]

3 What are the unusual features of the 'cinéma dynamique'?

(i)[1]

(ii)[1]

4 The 'Kinémax' is mentioned in both the article (A) and the advertising leaflet (B). What is said about the 600 m² screen (l'écran) in the 'Kinémax' to give you an idea of its size?

(i)[1]

(ii)[1]

[6]

SECTION TWO

Questions 5-9

Some French pupils have written letters to their school magazine telling of their memories and impressions of an exchange trip to England. Read these two.

J'ai bien aimé ce voyage, mais au début moi et ma correspondante, on ne s'entendait pas bien. C'est seulement vers les quatre derniers jours que nous nous sommes bien marrées.

Je pensais qu'il serait plus facile de parler anglais toute une journée.

Les visites étaient vraiment très réussies, à part le 'Black Country Museum' qui était vraiment, mais vraiment, ennuyeux. Warwick Castle m'a plu, mais je déteste les escaliers en vis.

J'ai trouvé les Anglais sociables et sympas. C'est dommage qu'il y ait eu de la pluie presque un jour sur deux. La cuisine anglaise est sans goût.

Bref, le séjour était bien, mais un peu court. Au départ il y avait pas mal de filles qui pleuraient mais moi, je n'ai pas été fâchée de rentrer.

ÉMILIE

Le séjour était intéressant. Ma famille anglaise était sympathique, cependant ma correspondante était peu bavarde. Au début elle ne parlait pas beaucoup.

J'ai trouvé les visites difficiles à suivre et au début la compréhension était difficile. Je trouve que parler est plus facile que comprendre.

Le séjour était d'une bonne durée, assez de temps pour visiter la région et s'habituer à l'anglais, mais pas trop long au point de s'ennuyer.

J'ai trouvé que les enfants anglais ont plus de liberté que les enfants en France. Ils sont libres de sortir le soir par exemple.

La journée au parc d'attractions était une bonne idée car elle permettait de s'amuser avec le correspondant et de faire plus connaissance avec lui. J'aurais bien voulu y rester plus longtemps.

Malgré un long voyage, un peu fatigant, les douze jours passés chez la famille anglaise étaient très agréables et permettaient de connaître un pays différent du nôtre . .

J'ai été un peu déçue de partir mais contente de rentrer, de retrouver la France.

SANDRINE

Answer these questions **in English**.

5 What do Émilie and Sandrine say about their exchange partners at the beginning of the visit?

Émilie[1]

Sandrine[1]

6 What do they say about speaking English?

Émilie

.....[1]

Sandrine

.....[1]

7 What do they say about the length of the stay?

Émilie

.....[1]

Sandrine

.....[1]

8 According to Sandrine, what were the benefits of the day at the amusement park?

(i)

.....[1]

(ii)

.....[1]

9 Which one of the following statements would apply to both Émilie and Sandrine?
(Tick one)

A They were desperate to leave. ☐

B They were disappointed with the trip. ☐

C They were pleased to go home. ☐

D They were cross they had to leave. ☐

[1]

[9]

SECTION THREE**Questions 10–13**

Read this article about 'Francophonie' (the speaking of the French language).

FRANCOPHONIE LA GUERRE DES LANGUES

Le français, a-t-il l'avenir que l'on prétend?

Regardons les chiffres tout d'abord: les 200 millions de personnes qui parlent français sont en réalité seulement 120 millions, si l'on ne compte que ceux qui pratiquent le français quotidiennement. Cela correspond à la population du Japon. Six fois moins que ceux qui parlent anglais et la moitié de ceux qui parlent espagnol.

Enseigné en théorie à 25 millions d'élèves étrangers, le français perd pourtant tous les jours du terrain au géant anglo-américain. En Espagne, qui ne conserve qu'une langue vivante, il est en train de disparaître. En Allemagne, en dix ans, on compte un tiers d'étudiants de moins. Sans parler des Etats-Unis où seulement un million parmi les 45 millions d'écoliers apprennent le français.

Dans les organisations internationales 90% de la documentation préparée par les secrétariats est en anglais.

Le français reste pourtant, aux yeux des étrangers, la langue de la culture. Si les langues étrangères contiennent des mots français, ce n'est certes pas dans les domaines de la science et de l'économie, mais dans ceux de la cuisine et de l'amour.

Le français va-t-il disparaître? Certains croient qu'il faut résister à l'impérialisme anglo-américain. Le langage scientifique, c'est-à-dire l'anglais, devient plus riche, chaque année, de 30 mille termes nouveaux. Ne pas laisser à l'anglais le monopole de la technologie et de la médecine, c'est relever un titanesque défi.

Answer the following questions **in English**.

10 According to the information in the article, are the following statements true? (**For each statement tick one box only**)

- (i) There are 200 million people in the world who use French as their everyday language.

TRUE ☐ FALSE ☐ NO EVIDENCE EITHER WAY ☐

- (ii) There are half as many Spanish speakers as French speakers in the world.

TRUE ☐ FALSE ☐ NO EVIDENCE EITHER WAY ☐

[2]

11 What fact indicates to foreigners that French is the language of love and cookery?

.....
[1]

12 What fact indicates that English-American is becoming an even more important scientific language?

.....
[1]


13 Which of the following would best describe the writer's feelings about the future of French in the world? (**Tick one**)

OPTIMISTIC ☐
 PESSIMISTIC ☐
 UNCONCERNED ☐
 IMPOSSIBLE TO TELL ☐

[1]

[5]

TOTAL [20]



Archives & Heritage



MIDLAND EXAMINING GROUP

1525/3/1

General Certificate of Secondary Education

1525/5/1

FRENCH

SPEAKING (BASIC)

CANDIDATE AS TRANSACTOR – CARD ONE

14 MARCH – 13 MAY 1994 (Paper 3) Internally Assessed

14 MARCH – 29 APRIL 1994 (Paper 5) Externally Assessed

(No additional materials required)

MIDLAND EXAMINING GROUP MIDLAND EXAMINING GROUP MIDLAND EXAMINING GROUP MIDLAND EXAMINING GROUP MIDLAND EXAMINING GROUP MIDLAND EXAMINING GROUP MIDLAND EXAMINING GROUP
MIDLAND EXAMINING GROUP MIDLAND EXAMINING GROUP MIDLAND EXAMINING GROUP MIDLAND EXAMINING GROUP MIDLAND EXAMINING GROUP MIDLAND EXAMINING GROUP MIDLAND EXAMINING GROUP
MIDLAND EXAMINING GROUP MIDLAND EXAMINING GROUP MIDLAND EXAMINING GROUP MIDLAND EXAMINING GROUP MIDLAND EXAMINING GROUP MIDLAND EXAMINING GROUP MIDLAND EXAMINING GROUP
MIDLAND EXAMINING GROUP MIDLAND EXAMINING GROUP MIDLAND EXAMINING GROUP MIDLAND EXAMINING GROUP MIDLAND EXAMINING GROUP MIDLAND EXAMINING GROUP MIDLAND EXAMINING GROUP
MIDLAND EXAMINING GROUP MIDLAND EXAMINING GROUP MIDLAND EXAMINING GROUP MIDLAND EXAMINING GROUP MIDLAND EXAMINING GROUP MIDLAND EXAMINING GROUP MIDLAND EXAMINING GROUP
MIDLAND EXAMINING GROUP MIDLAND EXAMINING GROUP MIDLAND EXAMINING GROUP MIDLAND EXAMINING GROUP MIDLAND EXAMINING GROUP MIDLAND EXAMINING GROUP MIDLAND EXAMINING GROUP
MIDLAND EXAMINING GROUP MIDLAND EXAMINING GROUP MIDLAND EXAMINING GROUP MIDLAND EXAMINING GROUP MIDLAND EXAMINING GROUP MIDLAND EXAMINING GROUP MIDLAND EXAMINING GROUP
MIDLAND EXAMINING GROUP MIDLAND EXAMINING GROUP MIDLAND EXAMINING GROUP MIDLAND EXAMINING GROUP MIDLAND EXAMINING GROUP MIDLAND EXAMINING GROUP MIDLAND EXAMINING GROUP
MIDLAND EXAMINING GROUP MIDLAND EXAMINING GROUP MIDLAND EXAMINING GROUP MIDLAND EXAMINING GROUP MIDLAND EXAMINING GROUP MIDLAND EXAMINING GROUP MIDLAND EXAMINING GROUP
MIDLAND EXAMINING GROUP MIDLAND EXAMINING GROUP MIDLAND EXAMINING GROUP MIDLAND EXAMINING GROUP MIDLAND EXAMINING GROUP MIDLAND EXAMINING GROUP MIDLAND EXAMINING GROUP

INSTRUCTIONS FOR CANDIDATES

Prepare the situations outlined overleaf, paying careful attention to the information you are given in each introduction. In each case you are to imagine that you are in the situation yourself in France (or another French-speaking country) speaking to someone who does not understand English. You must therefore speak in French all the time.

You are **not** allowed to make written notes during your preparation.

INFORMATION FOR CANDIDATES

Remember that you are taking part in a **conversation**: you must reply to what the examiner says, and not simply carry out the tasks as though the examiner were not there.

In order to make the conversations as realistic as possible, try to include greetings, goodbyes, thanks and similar phrases which would be used naturally in these situations.

Remember that you do not need to translate word for word into French – the important thing is to get across the information to the person you are talking to.

You will of course have this card to refer to during the examination.

This Question Paper consists of 2 printed pages.

BASIC

Study the following situations and be prepared to perform the roles indicated. Your conversation must be in French.

- (A)** While you are in France, one evening you and your pen-friend decide to go to the cinema.

Your teacher plays the part of the person in the box office.

- 1 Ask for two seats.
- 2 Ask for seats at 40 francs.
- 3 Say that you want seats near the exit.
- 4 Ask when the film begins.
- 5 Ask if you can buy sweets.

- (B)** While you are in France on an exchange visit, you and your pen-friend discuss each other's school.

Your teacher plays the part of your pen-friend.

- 1 Say that your school is modern.
- 2 Tell your pen-friend that there are 100 teachers.
- 3 Say that you prefer your French teacher.
- 4 When asked why, say that he/she is a good teacher.
- 5 When asked about homework, say that you have two hours per day.

MIDLAND EXAMINING GROUP

1525/3/1

General Certificate of Secondary Education

1525/5/1

FRENCH

SPEAKING (BASIC)

CANDIDATE AS TRANSACTOR – CARD TWO

14 MARCH – 13 MAY 1994 (Paper 3) Internally Assessed

14 MARCH – 29 APRIL 1994 (Paper 5) Externally Assessed

(No additional materials required)

MIDLAND EXAMINING GROUP MIDLAND EXAMINING GROUP MIDLAND EXAMINING GROUP MIDLAND EXAMINING GROUP MIDLAND EXAMINING GROUP MIDLAND EXAMINING GROUP MIDLAND EXAMINING GROUP MIDLAND EXAMINING GROUP
MIDLAND EXAMINING GROUP MIDLAND EXAMINING GROUP MIDLAND EXAMINING GROUP MIDLAND EXAMINING GROUP MIDLAND EXAMINING GROUP MIDLAND EXAMINING GROUP MIDLAND EXAMINING GROUP MIDLAND EXAMINING GROUP
MIDLAND EXAMINING GROUP MIDLAND EXAMINING GROUP MIDLAND EXAMINING GROUP MIDLAND EXAMINING GROUP MIDLAND EXAMINING GROUP MIDLAND EXAMINING GROUP MIDLAND EXAMINING GROUP MIDLAND EXAMINING GROUP
MIDLAND EXAMINING GROUP MIDLAND EXAMINING GROUP MIDLAND EXAMINING GROUP MIDLAND EXAMINING GROUP MIDLAND EXAMINING GROUP MIDLAND EXAMINING GROUP MIDLAND EXAMINING GROUP MIDLAND EXAMINING GROUP
MIDLAND EXAMINING GROUP MIDLAND EXAMINING GROUP MIDLAND EXAMINING GROUP MIDLAND EXAMINING GROUP MIDLAND EXAMINING GROUP MIDLAND EXAMINING GROUP MIDLAND EXAMINING GROUP MIDLAND EXAMINING GROUP
MIDLAND EXAMINING GROUP MIDLAND EXAMINING GROUP MIDLAND EXAMINING GROUP MIDLAND EXAMINING GROUP MIDLAND EXAMINING GROUP MIDLAND EXAMINING GROUP MIDLAND EXAMINING GROUP MIDLAND EXAMINING GROUP
MIDLAND EXAMINING GROUP MIDLAND EXAMINING GROUP MIDLAND EXAMINING GROUP MIDLAND EXAMINING GROUP MIDLAND EXAMINING GROUP MIDLAND EXAMINING GROUP MIDLAND EXAMINING GROUP MIDLAND EXAMINING GROUP
MIDLAND EXAMINING GROUP MIDLAND EXAMINING GROUP MIDLAND EXAMINING GROUP MIDLAND EXAMINING GROUP MIDLAND EXAMINING GROUP MIDLAND EXAMINING GROUP MIDLAND EXAMINING GROUP MIDLAND EXAMINING GROUP
MIDLAND EXAMINING GROUP MIDLAND EXAMINING GROUP MIDLAND EXAMINING GROUP MIDLAND EXAMINING GROUP MIDLAND EXAMINING GROUP MIDLAND EXAMINING GROUP MIDLAND EXAMINING GROUP MIDLAND EXAMINING GROUP

INSTRUCTIONS FOR CANDIDATES

Prepare the situations outlined overleaf, paying careful attention to the information you are given in each introduction. In each case you are to imagine that you are in the situation yourself in France (or another French-speaking country) speaking to someone who does not understand English. You must therefore speak in French all the time.

You are **not** allowed to make written notes during your preparation.

INFORMATION FOR CANDIDATES

Remember that you are taking part in a **conversation**: you must reply to what the examiner says, and not simply carry out the tasks as though the examiner were not there.

In order to make the conversations as realistic as possible, try to include greetings, goodbyes, thanks and similar phrases which would be used naturally in these situations.

Remember that you do not need to translate word for word into French – the important thing is to get across the information to the person you are talking to.

You will of course have this card to refer to during the examination.

This Question Paper consists of 2 printed pages.

BASIC

Study the following situations and be prepared to perform the roles indicated. Your conversation must be in French.

- (A)** While you are in France during the summer holidays, you go into a café with your friend and order something to eat and to drink.

Your teacher plays the part of the waiter/waitress.

- 1 Ask for a beer.
- 2 When told that you are too young, ask for a black coffee.
- 3 Order two cheese sandwiches.
- 4 Order a strawberry ice-cream.
- 5 Ask how much you owe.

- (B)** While you are in France, a friend phones up to ask you if you would like to go out for a meal.

Your teacher plays the part of the friend.

- 1 When asked out, say that you are free.
- 2 Say that you like French restaurants.
- 3 Say that it's a good idea.
- 4 When asked about where to meet, say in front of the restaurant.
- 5 Then ask at what time.

MIDLAND EXAMINING GROUP

1525/3/1

General Certificate of Secondary Education

1525/5/1

FRENCH

SPEAKING (BASIC)

CANDIDATE AS TRANSACTOR – CARD THREE

14 MARCH – 13 MAY 1994 (Paper 3) Internally Assessed

14 MARCH – 29 APRIL 1994 (Paper 5) Externally Assessed

(No additional materials required)

MIDLAND EXAMINING GROUP MIDLAND EXAMINING GROUP MIDLAND EXAMINING GROUP MIDLAND EXAMINING GROUP MIDLAND EXAMINING GROUP MIDLAND EXAMINING GROUP MIDLAND EXAMINING GROUP
MIDLAND EXAMINING GROUP MIDLAND EXAMINING GROUP MIDLAND EXAMINING GROUP MIDLAND EXAMINING GROUP MIDLAND EXAMINING GROUP MIDLAND EXAMINING GROUP MIDLAND EXAMINING GROUP
MIDLAND EXAMINING GROUP MIDLAND EXAMINING GROUP MIDLAND EXAMINING GROUP MIDLAND EXAMINING GROUP MIDLAND EXAMINING GROUP MIDLAND EXAMINING GROUP MIDLAND EXAMINING GROUP
MIDLAND EXAMINING GROUP MIDLAND EXAMINING GROUP MIDLAND EXAMINING GROUP MIDLAND EXAMINING GROUP MIDLAND EXAMINING GROUP MIDLAND EXAMINING GROUP MIDLAND EXAMINING GROUP
MIDLAND EXAMINING GROUP MIDLAND EXAMINING GROUP MIDLAND EXAMINING GROUP MIDLAND EXAMINING GROUP MIDLAND EXAMINING GROUP MIDLAND EXAMINING GROUP MIDLAND EXAMINING GROUP
MIDLAND EXAMINING GROUP MIDLAND EXAMINING GROUP MIDLAND EXAMINING GROUP MIDLAND EXAMINING GROUP MIDLAND EXAMINING GROUP MIDLAND EXAMINING GROUP MIDLAND EXAMINING GROUP
MIDLAND EXAMINING GROUP MIDLAND EXAMINING GROUP MIDLAND EXAMINING GROUP MIDLAND EXAMINING GROUP MIDLAND EXAMINING GROUP MIDLAND EXAMINING GROUP MIDLAND EXAMINING GROUP
MIDLAND EXAMINING GROUP MIDLAND EXAMINING GROUP MIDLAND EXAMINING GROUP MIDLAND EXAMINING GROUP MIDLAND EXAMINING GROUP MIDLAND EXAMINING GROUP MIDLAND EXAMINING GROUP
MIDLAND EXAMINING GROUP MIDLAND EXAMINING GROUP MIDLAND EXAMINING GROUP MIDLAND EXAMINING GROUP MIDLAND EXAMINING GROUP MIDLAND EXAMINING GROUP MIDLAND EXAMINING GROUP
MIDLAND EXAMINING GROUP MIDLAND EXAMINING GROUP MIDLAND EXAMINING GROUP MIDLAND EXAMINING GROUP MIDLAND EXAMINING GROUP MIDLAND EXAMINING GROUP MIDLAND EXAMINING GROUP

INSTRUCTIONS FOR CANDIDATES

Prepare the situations outlined overleaf, paying careful attention to the information you are given in each introduction. In each case you are to imagine that you are in the situation yourself in France (or another French-speaking country) speaking to someone who does not understand English. You must therefore speak in French all the time.

You are **not** allowed to make written notes during your preparation.

INFORMATION FOR CANDIDATES

Remember that you are taking part in a **conversation**: you must reply to what the examiner says, and not simply carry out the tasks as though the examiner were not there.

In order to make the conversations as realistic as possible, try to include greetings, goodbyes, thanks and similar phrases which would be used naturally in these situations.

Remember that you do not need to translate word for word into French – the important thing is to get across the information to the person you are talking to.

You will of course have this card to refer to during the examination.

This Question Paper consists of 2 printed pages.

BASIC

Study the following situations and be prepared to perform the roles indicated. Your conversation must be in French.

- (A)** One day when you are out with your pen-friend in Paris, you buy the tickets for the journey on the Métro.

Your teacher plays the part of the employee.

- 1 Ask for some tickets.
- 2 Say that you are travelling second class.
- 3 When told that a book of tickets is cheaper, ask how much it is.
- 4 Ask how to get to the Arc de Triomphe.
- 5 Ask where you get off the train.

- (B)** While on holiday in France, you go into the *café-tabac* to buy some stamps.

Your teacher plays the part of the employee.

- 1 Ask for 5 stamps.
- 2 Say that you have postcards.
- 3 Say that they are for England.
- 4 Say that you have 20 francs.
- 5 Ask where the telephone is.

MIDLAND EXAMINING GROUP

1525/3/1

General Certificate of Secondary Education

1525/5/1

FRENCH

SPEAKING (BASIC)

CANDIDATE AS TRANSACTOR – CARD FOUR

14 MARCH – 13 MAY 1994 (Paper 3) Internally Assessed

14 MARCH – 29 APRIL 1994 (Paper 5) Externally Assessed

(No additional materials required)

MIDLAND EXAMINING GROUP MIDLAND EXAMINING GROUP MIDLAND EXAMINING GROUP MIDLAND EXAMINING GROUP MIDLAND EXAMINING GROUP MIDLAND EXAMINING GROUP
MIDLAND EXAMINING GROUP MIDLAND EXAMINING GROUP MIDLAND EXAMINING GROUP MIDLAND EXAMINING GROUP MIDLAND EXAMINING GROUP MIDLAND EXAMINING GROUP
MIDLAND EXAMINING GROUP MIDLAND EXAMINING GROUP MIDLAND EXAMINING GROUP MIDLAND EXAMINING GROUP MIDLAND EXAMINING GROUP MIDLAND EXAMINING GROUP
MIDLAND EXAMINING GROUP MIDLAND EXAMINING GROUP MIDLAND EXAMINING GROUP MIDLAND EXAMINING GROUP MIDLAND EXAMINING GROUP MIDLAND EXAMINING GROUP
MIDLAND EXAMINING GROUP MIDLAND EXAMINING GROUP MIDLAND EXAMINING GROUP MIDLAND EXAMINING GROUP MIDLAND EXAMINING GROUP MIDLAND EXAMINING GROUP
MIDLAND EXAMINING GROUP MIDLAND EXAMINING GROUP MIDLAND EXAMINING GROUP MIDLAND EXAMINING GROUP MIDLAND EXAMINING GROUP MIDLAND EXAMINING GROUP
MIDLAND EXAMINING GROUP MIDLAND EXAMINING GROUP MIDLAND EXAMINING GROUP MIDLAND EXAMINING GROUP MIDLAND EXAMINING GROUP MIDLAND EXAMINING GROUP
MIDLAND EXAMINING GROUP MIDLAND EXAMINING GROUP MIDLAND EXAMINING GROUP MIDLAND EXAMINING GROUP MIDLAND EXAMINING GROUP MIDLAND EXAMINING GROUP
MIDLAND EXAMINING GROUP MIDLAND EXAMINING GROUP MIDLAND EXAMINING GROUP MIDLAND EXAMINING GROUP MIDLAND EXAMINING GROUP MIDLAND EXAMINING GROUP
MIDLAND EXAMINING GROUP MIDLAND EXAMINING GROUP MIDLAND EXAMINING GROUP MIDLAND EXAMINING GROUP MIDLAND EXAMINING GROUP MIDLAND EXAMINING GROUP

INSTRUCTIONS FOR CANDIDATES

Prepare the situations outlined overleaf, paying careful attention to the information you are given in each introduction. In each case you are to imagine that you are in the situation yourself in France (or another French-speaking country) speaking to someone who does not understand English. You must therefore speak in French all the time.

You are **not** allowed to make written notes during your preparation.

INFORMATION FOR CANDIDATES

Remember that you are taking part in a **conversation**: you must reply to what the examiner says, and not simply carry out the tasks as though the examiner were not there.

In order to make the conversations as realistic as possible, try to include greetings, goodbyes, thanks and similar phrases which would be used naturally in these situations.

Remember that you do not need to translate word for word into French – the important thing is to get across the information to the person you are talking to.

You will of course have this card to refer to during the examination.

This Question Paper consists of 2 printed pages.

BASIC

Study the following situations and be prepared to perform the roles indicated. Your conversation must be in French.

- (A)** While on holiday in France, you arrive with your friends at a Youth Hostel and your friends let you do the booking.

Your teacher plays the part of the warden.

- 1 Ask if there is any room.
- 2 Explain that there are two boys and a girl.
- 3 Say that it is for a week.
- 4 Ask how much it costs to stay.
- 5 Ask where the dormitories are.

- (B)** You are on holiday in a town in France and you stop a passer-by for directions.

Your teacher plays the part of the passer-by.

- 1 Say you want to go to the Hôtel Splendide.
- 2 Explain that it is near the station.
- 3 Ask how far it is.
- 4 Say that you are on foot.
- 5 Ask for the number of the bus.

MIDLAND EXAMINING GROUP

1525/3/1

General Certificate of Secondary Education

1525/5/1

FRENCH

SPEAKING (BASIC)

CANDIDATE AS TRANSACTOR – CARD FIVE

14 MARCH – 13 MAY 1994 (Paper 3) Internally Assessed

14 MARCH – 29 APRIL 1994 (Paper 5) Externally Assessed

(No additional materials required)

MIDLAND EXAMINING GROUP MIDLAND EXAMINING GROUP MIDLAND EXAMINING GROUP MIDLAND EXAMINING GROUP MIDLAND EXAMINING GROUP MIDLAND EXAMINING GROUP MIDLAND EXAMINING GROUP
MIDLAND EXAMINING GROUP MIDLAND EXAMINING GROUP MIDLAND EXAMINING GROUP MIDLAND EXAMINING GROUP MIDLAND EXAMINING GROUP MIDLAND EXAMINING GROUP MIDLAND EXAMINING GROUP
MIDLAND EXAMINING GROUP MIDLAND EXAMINING GROUP MIDLAND EXAMINING GROUP MIDLAND EXAMINING GROUP MIDLAND EXAMINING GROUP MIDLAND EXAMINING GROUP MIDLAND EXAMINING GROUP
MIDLAND EXAMINING GROUP MIDLAND EXAMINING GROUP MIDLAND EXAMINING GROUP MIDLAND EXAMINING GROUP MIDLAND EXAMINING GROUP MIDLAND EXAMINING GROUP MIDLAND EXAMINING GROUP
MIDLAND EXAMINING GROUP MIDLAND EXAMINING GROUP MIDLAND EXAMINING GROUP MIDLAND EXAMINING GROUP MIDLAND EXAMINING GROUP MIDLAND EXAMINING GROUP MIDLAND EXAMINING GROUP
MIDLAND EXAMINING GROUP MIDLAND EXAMINING GROUP MIDLAND EXAMINING GROUP MIDLAND EXAMINING GROUP MIDLAND EXAMINING GROUP MIDLAND EXAMINING GROUP MIDLAND EXAMINING GROUP
MIDLAND EXAMINING GROUP MIDLAND EXAMINING GROUP MIDLAND EXAMINING GROUP MIDLAND EXAMINING GROUP MIDLAND EXAMINING GROUP MIDLAND EXAMINING GROUP MIDLAND EXAMINING GROUP
MIDLAND EXAMINING GROUP MIDLAND EXAMINING GROUP MIDLAND EXAMINING GROUP MIDLAND EXAMINING GROUP MIDLAND EXAMINING GROUP MIDLAND EXAMINING GROUP MIDLAND EXAMINING GROUP
MIDLAND EXAMINING GROUP MIDLAND EXAMINING GROUP MIDLAND EXAMINING GROUP MIDLAND EXAMINING GROUP MIDLAND EXAMINING GROUP MIDLAND EXAMINING GROUP MIDLAND EXAMINING GROUP
MIDLAND EXAMINING GROUP MIDLAND EXAMINING GROUP MIDLAND EXAMINING GROUP MIDLAND EXAMINING GROUP MIDLAND EXAMINING GROUP MIDLAND EXAMINING GROUP MIDLAND EXAMINING GROUP

INSTRUCTIONS FOR CANDIDATES

Prepare the situations outlined overleaf, paying careful attention to the information you are given in each introduction. In each case you are to imagine that you are in the situation yourself in France (or another French-speaking country) speaking to someone who does not understand English. You must therefore speak in French all the time.

You are **not** allowed to make written notes during your preparation.

INFORMATION FOR CANDIDATES

Remember that you are taking part in a **conversation**: you must reply to what the examiner says, and not simply carry out the tasks as though the examiner were not there.

In order to make the conversations as realistic as possible, try to include greetings, goodbyes, thanks and similar phrases which would be used naturally in these situations.

Remember that you do not need to translate word for word into French – the important thing is to get across the information to the person you are talking to.

You will of course have this card to refer to during the examination.

This Question Paper consists of 2 printed pages.

BASIC

Study the following situation and be prepared to perform the roles indicated. Your conversation must be in French.

- (A)** You are staying in a small village in France and one day go into the general food shop to buy some food.

Your teacher plays the part of the shopkeeper.

- 1 Ask for some ham.
- 2 Ask for 200 grams.
- 3 Then ask for a lettuce.
- 4 Ask for three apples.
- 5 Ask how much you owe.

- (B)** While you are in France with your pen-friend, you discuss the sorts of holidays you go on.

Your teacher plays the part of your pen-friend.

- 1 Say that you like holidays with your family.
- 2 Tell your pen-friend that you go to a hotel.
- 3 Say that you like museums.
- 4 Say that you like the beach too.
- 5 Tell your pen-friend that you like going in the summer.

MIDLAND EXAMINING GROUP

1525/3/2

General Certificate of Secondary Education

1525/5/2

FRENCH

SPEAKING (BASIC AND HIGHER PART 1)

CANDIDATE AS TRANSACTOR – CARD ONE

14 MARCH – 13 MAY 1994 (Paper 3) Internally Assessed

14 MARCH – 29 APRIL 1994 (Paper 5) Externally Assessed

(No additional materials required)

MIDLAND EXAMINING GROUP MIDLAND EXAMINING GROUP MIDLAND EXAMINING GROUP MIDLAND EXAMINING GROUP MIDLAND EXAMINING GROUP MIDLAND EXAMINING GROUP MIDLAND EXAMINING GROUP MIDLAND EXAMINING GROUP MIDLAND EXAMINING GROUP MIDLAND EXAMINING GROUP
MIDLAND EXAMINING GROUP MIDLAND EXAMINING GROUP MIDLAND EXAMINING GROUP MIDLAND EXAMINING GROUP MIDLAND EXAMINING GROUP MIDLAND EXAMINING GROUP MIDLAND EXAMINING GROUP MIDLAND EXAMINING GROUP MIDLAND EXAMINING GROUP MIDLAND EXAMINING GROUP
MIDLAND EXAMINING GROUP MIDLAND EXAMINING GROUP MIDLAND EXAMINING GROUP MIDLAND EXAMINING GROUP MIDLAND EXAMINING GROUP MIDLAND EXAMINING GROUP MIDLAND EXAMINING GROUP MIDLAND EXAMINING GROUP MIDLAND EXAMINING GROUP MIDLAND EXAMINING GROUP
MIDLAND EXAMINING GROUP MIDLAND EXAMINING GROUP MIDLAND EXAMINING GROUP MIDLAND EXAMINING GROUP MIDLAND EXAMINING GROUP MIDLAND EXAMINING GROUP MIDLAND EXAMINING GROUP MIDLAND EXAMINING GROUP MIDLAND EXAMINING GROUP MIDLAND EXAMINING GROUP
MIDLAND EXAMINING GROUP MIDLAND EXAMINING GROUP MIDLAND EXAMINING GROUP MIDLAND EXAMINING GROUP MIDLAND EXAMINING GROUP MIDLAND EXAMINING GROUP MIDLAND EXAMINING GROUP MIDLAND EXAMINING GROUP MIDLAND EXAMINING GROUP MIDLAND EXAMINING GROUP
MIDLAND EXAMINING GROUP MIDLAND EXAMINING GROUP MIDLAND EXAMINING GROUP MIDLAND EXAMINING GROUP MIDLAND EXAMINING GROUP MIDLAND EXAMINING GROUP MIDLAND EXAMINING GROUP MIDLAND EXAMINING GROUP MIDLAND EXAMINING GROUP MIDLAND EXAMINING GROUP
MIDLAND EXAMINING GROUP MIDLAND EXAMINING GROUP MIDLAND EXAMINING GROUP MIDLAND EXAMINING GROUP MIDLAND EXAMINING GROUP MIDLAND EXAMINING GROUP MIDLAND EXAMINING GROUP MIDLAND EXAMINING GROUP MIDLAND EXAMINING GROUP MIDLAND EXAMINING GROUP
MIDLAND EXAMINING GROUP MIDLAND EXAMINING GROUP MIDLAND EXAMINING GROUP MIDLAND EXAMINING GROUP MIDLAND EXAMINING GROUP MIDLAND EXAMINING GROUP MIDLAND EXAMINING GROUP MIDLAND EXAMINING GROUP MIDLAND EXAMINING GROUP MIDLAND EXAMINING GROUP
MIDLAND EXAMINING GROUP MIDLAND EXAMINING GROUP MIDLAND EXAMINING GROUP MIDLAND EXAMINING GROUP MIDLAND EXAMINING GROUP MIDLAND EXAMINING GROUP MIDLAND EXAMINING GROUP MIDLAND EXAMINING GROUP MIDLAND EXAMINING GROUP MIDLAND EXAMINING GROUP

INSTRUCTIONS FOR CANDIDATES

Prepare the situations outlined overleaf, paying careful attention to the information you are given in each introduction. In each case you are to imagine that you are in the situation yourself in France (or another French-speaking country) speaking to someone who does not understand English. You must therefore speak in French all the time.

You are **not** allowed to make written notes during your preparation.

INFORMATION FOR CANDIDATES

Remember that you are taking part in a **conversation**: you must reply to what the examiner says, and not simply carry out the tasks as though the examiner were not there.

In order to make the conversations as realistic as possible, try to include greetings, goodbyes, thanks and similar phrases which would be used naturally in these situations.

Remember that you do not need to translate word for word into French – the important thing is to get across the information to the person you are talking to.

You will of course have this card to refer to during the examination.

This Question Paper consists of 2 printed pages.

BASIC AND HIGHER PART 1

Study the following situations and be prepared to perform the roles indicated. Your conversation must be in French.

- (A)** While you are in France, one evening you and your pen-friend decide to go to the cinema.

Your teacher plays the part of the person in the box office.

- 1** Ask for two seats.
- 2** Ask for seats at 40 francs.
- 3** Say that you want seats near the exit.
- 4** Ask when the film begins.
- 5** Ask if you can buy sweets.

- (B)** While you are in France on an exchange visit, you and your pen-friend discuss each other's school.

Your teacher plays the part of your pen-friend.

- 1** Say that your school is modern.
- 2** Tell your pen-friend that there are 100 teachers.
- 3** Say that you prefer your French teacher.
- 4** When asked why, say that he/she is a good teacher.
- 5** When asked about homework, say that you have two hours per day.

- (C)** While you are in France, staying with friends, you feel ill and they take you to see the doctor.

Your teacher plays the part of the doctor.

- 1** Tell the doctor you have a pain in your stomach.
- 2** Say that you also have a temperature.
- 3** Reply to the doctor's question.
- 4** Ask if it is serious.
- 5** When given a prescription, ask where you have to take it.

MIDLAND EXAMINING GROUP

1525/3/2

General Certificate of Secondary Education

1525/5/2

FRENCH

SPEAKING (BASIC AND HIGHER PART 1)

CANDIDATE AS TRANSACTOR – CARD TWO

14 MARCH – 13 MAY 1994 (Paper 3) Internally Assessed

14 MARCH – 29 APRIL 1994 (Paper 5) Externally Assessed

(No additional materials required)

MIDLAND EXAMINING GROUP MIDLAND EXAMINING GROUP MIDLAND EXAMINING GROUP MIDLAND EXAMINING GROUP MIDLAND EXAMINING GROUP MIDLAND EXAMINING GROUP MIDLAND EXAMINING GROUP MIDLAND EXAMINING GROUP
MIDLAND EXAMINING GROUP MIDLAND EXAMINING GROUP MIDLAND EXAMINING GROUP MIDLAND EXAMINING GROUP MIDLAND EXAMINING GROUP MIDLAND EXAMINING GROUP MIDLAND EXAMINING GROUP MIDLAND EXAMINING GROUP
MIDLAND EXAMINING GROUP MIDLAND EXAMINING GROUP MIDLAND EXAMINING GROUP MIDLAND EXAMINING GROUP MIDLAND EXAMINING GROUP MIDLAND EXAMINING GROUP MIDLAND EXAMINING GROUP MIDLAND EXAMINING GROUP
MIDLAND EXAMINING GROUP MIDLAND EXAMINING GROUP MIDLAND EXAMINING GROUP MIDLAND EXAMINING GROUP MIDLAND EXAMINING GROUP MIDLAND EXAMINING GROUP MIDLAND EXAMINING GROUP MIDLAND EXAMINING GROUP
MIDLAND EXAMINING GROUP MIDLAND EXAMINING GROUP MIDLAND EXAMINING GROUP MIDLAND EXAMINING GROUP MIDLAND EXAMINING GROUP MIDLAND EXAMINING GROUP MIDLAND EXAMINING GROUP MIDLAND EXAMINING GROUP
MIDLAND EXAMINING GROUP MIDLAND EXAMINING GROUP MIDLAND EXAMINING GROUP MIDLAND EXAMINING GROUP MIDLAND EXAMINING GROUP MIDLAND EXAMINING GROUP MIDLAND EXAMINING GROUP MIDLAND EXAMINING GROUP
MIDLAND EXAMINING GROUP MIDLAND EXAMINING GROUP MIDLAND EXAMINING GROUP MIDLAND EXAMINING GROUP MIDLAND EXAMINING GROUP MIDLAND EXAMINING GROUP MIDLAND EXAMINING GROUP MIDLAND EXAMINING GROUP
MIDLAND EXAMINING GROUP MIDLAND EXAMINING GROUP MIDLAND EXAMINING GROUP MIDLAND EXAMINING GROUP MIDLAND EXAMINING GROUP MIDLAND EXAMINING GROUP MIDLAND EXAMINING GROUP MIDLAND EXAMINING GROUP
MIDLAND EXAMINING GROUP MIDLAND EXAMINING GROUP MIDLAND EXAMINING GROUP MIDLAND EXAMINING GROUP MIDLAND EXAMINING GROUP MIDLAND EXAMINING GROUP MIDLAND EXAMINING GROUP MIDLAND EXAMINING GROUP

INSTRUCTIONS FOR CANDIDATES

Prepare the situations outlined overleaf, paying careful attention to the information you are given in each introduction. In each case you are to imagine that you are in the situation yourself in France (or another French-speaking country) speaking to someone who does not understand English. You must therefore speak in French all the time.

You are **not** allowed to make written notes during your preparation.

INFORMATION FOR CANDIDATES

Remember that you are taking part in a **conversation**: you must reply to what the examiner says, and not simply carry out the tasks as though the examiner were not there.

In order to make the conversations as realistic as possible, try to include greetings, goodbyes, thanks and similar phrases which would be used naturally in these situations.

Remember that you do not need to translate word for word into French – the important thing is to get across the information to the person you are talking to.

You will of course have this card to refer to during the examination.

This Question Paper consists of 2 printed pages.

BASIC AND HIGHER PART 1

Study the following situations and be prepared to perform the roles indicated. Your conversation must be in French.

- (A)** While you are in France during the summer holidays, you go into a café with your friend and order something to eat and to drink.

Your teacher plays the part of the waiter/waitress.

- 1** Ask for a beer.
- 2** When told that you are too young, ask for a black coffee.
- 3** Order two cheese sandwiches.
- 4** Order a strawberry ice-cream.
- 5** Ask how much you owe.

- (B)** While you are in France, a friend phones up to ask you if you would like to go out for a meal.

Your teacher plays the part of the friend.

- 1** When asked out, say that you are free.
- 2** Say that you like French restaurants.
- 3** Say that it's a good idea.
- 4** When asked about where to meet, say in front of the restaurant.
- 5** Then ask at what time.

- (C)** While you are on holiday in France with your family, the car breaks down and you have to phone the garage.

Your teacher plays the part of the garage owner.

- 1** Say that your car has broken down.
- 2** Reply to the garage owner's questions.
- 3** Tell the garage owner that the engine isn't working.
- 4** Say that you are on the N20, near Toulouse.
- 5** Ask if they can send a mechanic.

MIDLAND EXAMINING GROUP

1525/3/2

General Certificate of Secondary Education

1525/5/2

FRENCH

SPEAKING (BASIC AND HIGHER PART 1)

CANDIDATE AS TRANSACTOR – CARD THREE

14 MARCH – 13 MAY 1994 (Paper 3) Internally Assessed

14 MARCH – 29 APRIL 1994 (Paper 5) Externally Assessed

(No additional materials required)

MIDLAND EXAMINING GROUP MIDLAND EXAMINING GROUP MIDLAND EXAMINING GROUP MIDLAND EXAMINING GROUP MIDLAND EXAMINING GROUP MIDLAND EXAMINING GROUP MIDLAND EXAMINING GROUP MIDLAND EXAMINING GROUP
MIDLAND EXAMINING GROUP MIDLAND EXAMINING GROUP MIDLAND EXAMINING GROUP MIDLAND EXAMINING GROUP MIDLAND EXAMINING GROUP MIDLAND EXAMINING GROUP MIDLAND EXAMINING GROUP MIDLAND EXAMINING GROUP
MIDLAND EXAMINING GROUP MIDLAND EXAMINING GROUP MIDLAND EXAMINING GROUP MIDLAND EXAMINING GROUP MIDLAND EXAMINING GROUP MIDLAND EXAMINING GROUP MIDLAND EXAMINING GROUP MIDLAND EXAMINING GROUP
MIDLAND EXAMINING GROUP MIDLAND EXAMINING GROUP MIDLAND EXAMINING GROUP MIDLAND EXAMINING GROUP MIDLAND EXAMINING GROUP MIDLAND EXAMINING GROUP MIDLAND EXAMINING GROUP MIDLAND EXAMINING GROUP
MIDLAND EXAMINING GROUP MIDLAND EXAMINING GROUP MIDLAND EXAMINING GROUP MIDLAND EXAMINING GROUP MIDLAND EXAMINING GROUP MIDLAND EXAMINING GROUP MIDLAND EXAMINING GROUP MIDLAND EXAMINING GROUP
MIDLAND EXAMINING GROUP MIDLAND EXAMINING GROUP MIDLAND EXAMINING GROUP MIDLAND EXAMINING GROUP MIDLAND EXAMINING GROUP MIDLAND EXAMINING GROUP MIDLAND EXAMINING GROUP MIDLAND EXAMINING GROUP
MIDLAND EXAMINING GROUP MIDLAND EXAMINING GROUP MIDLAND EXAMINING GROUP MIDLAND EXAMINING GROUP MIDLAND EXAMINING GROUP MIDLAND EXAMINING GROUP MIDLAND EXAMINING GROUP MIDLAND EXAMINING GROUP
MIDLAND EXAMINING GROUP MIDLAND EXAMINING GROUP MIDLAND EXAMINING GROUP MIDLAND EXAMINING GROUP MIDLAND EXAMINING GROUP MIDLAND EXAMINING GROUP MIDLAND EXAMINING GROUP MIDLAND EXAMINING GROUP
MIDLAND EXAMINING GROUP MIDLAND EXAMINING GROUP MIDLAND EXAMINING GROUP MIDLAND EXAMINING GROUP MIDLAND EXAMINING GROUP MIDLAND EXAMINING GROUP MIDLAND EXAMINING GROUP MIDLAND EXAMINING GROUP

INSTRUCTIONS FOR CANDIDATES

Prepare the situations outlined overleaf, paying careful attention to the information you are given in each introduction. In each case you are to imagine that you are in the situation yourself in France (or another French-speaking country) speaking to someone who does not understand English. You must therefore speak in French all the time.

You are **not** allowed to make written notes during your preparation.

INFORMATION FOR CANDIDATES

Remember that you are taking part in a conversation: you must reply to what the examiner says, and not simply carry out the tasks as though the examiner were not there.

In order to make the conversations as realistic as possible, try to include greetings, goodbyes, thanks and similar phrases which would be used naturally in these situations.

Remember that you do not need to translate word for word into French – the important thing is to get across the information to the person you are talking to.

You will of course have this card to refer to during the examination.

This Question Paper consists of 2 printed pages.

BASIC AND HIGHER PART 1

Study the following situations and be prepared to perform the roles indicated. Your conversation must be in French.

- (A)** One day when you are out with your pen-friend in Paris, you buy the tickets for the journey on the Métro.

Your teacher plays the part of the employee.

- 1 Ask for some tickets.
- 2 Say that you are travelling second class.
- 3 When told that a book of tickets is cheaper, ask how much it is.
- 4 Ask how to get to the Arc de Triomphe.
- 5 Ask where you get off the train.

- (B)** While on holiday in France, you go into the *café-tabac* to buy some stamps.

Your teacher plays the part of the employee.

- 1 Ask for 5 stamps.
- 2 Say that you have postcards.
- 3 Say that they are for England.
- 4 Say that you have 20 francs.
- 5 Ask where the telephone is.

- (C)** While you are in France with your family, you stay in a hotel. Unfortunately, there is a problem with your room on the ground floor, so you go to reception to say what is wrong.

Your teacher plays the part of the receptionist.

- 1 Say that you would like to change your room.
- 2 Explain that you prefer to be on the second floor.
- 3 Ask for another blanket.
- 4 Ask what time the hotel shuts at night.
- 5 Reply to the receptionist's question.

MIDLAND EXAMINING GROUP 1525/3/2
General Certificate of Secondary Education 1525/5/2
FRENCH
SPEAKING (BASIC AND HIGHER PART 1)
CANDIDATE AS TRANSACTOR – CARD FOUR
14 MARCH – 13 MAY 1994 (Paper 3) Internally Assessed
14 MARCH – 29 APRIL 1994 (Paper 5) Externally Assessed

(No additional materials required)

MIDLAND EXAMINING GROUP MIDLAND EXAMINING GROUP MIDLAND EXAMINING GROUP MIDLAND EXAMINING GROUP MIDLAND EXAMINING GROUP MIDLAND EXAMINING GROUP MIDLAND EXAMINING GROUP MIDLAND EXAMINING GROUP
MIDLAND EXAMINING GROUP MIDLAND EXAMINING GROUP MIDLAND EXAMINING GROUP MIDLAND EXAMINING GROUP MIDLAND EXAMINING GROUP MIDLAND EXAMINING GROUP MIDLAND EXAMINING GROUP MIDLAND EXAMINING GROUP
MIDLAND EXAMINING GROUP MIDLAND EXAMINING GROUP MIDLAND EXAMINING GROUP MIDLAND EXAMINING GROUP MIDLAND EXAMINING GROUP MIDLAND EXAMINING GROUP MIDLAND EXAMINING GROUP MIDLAND EXAMINING GROUP
MIDLAND EXAMINING GROUP MIDLAND EXAMINING GROUP MIDLAND EXAMINING GROUP MIDLAND EXAMINING GROUP MIDLAND EXAMINING GROUP MIDLAND EXAMINING GROUP MIDLAND EXAMINING GROUP MIDLAND EXAMINING GROUP
MIDLAND EXAMINING GROUP MIDLAND EXAMINING GROUP MIDLAND EXAMINING GROUP MIDLAND EXAMINING GROUP MIDLAND EXAMINING GROUP MIDLAND EXAMINING GROUP MIDLAND EXAMINING GROUP MIDLAND EXAMINING GROUP
MIDLAND EXAMINING GROUP MIDLAND EXAMINING GROUP MIDLAND EXAMINING GROUP MIDLAND EXAMINING GROUP MIDLAND EXAMINING GROUP MIDLAND EXAMINING GROUP MIDLAND EXAMINING GROUP MIDLAND EXAMINING GROUP
MIDLAND EXAMINING GROUP MIDLAND EXAMINING GROUP MIDLAND EXAMINING GROUP MIDLAND EXAMINING GROUP MIDLAND EXAMINING GROUP MIDLAND EXAMINING GROUP MIDLAND EXAMINING GROUP MIDLAND EXAMINING GROUP
MIDLAND EXAMINING GROUP MIDLAND EXAMINING GROUP MIDLAND EXAMINING GROUP MIDLAND EXAMINING GROUP MIDLAND EXAMINING GROUP MIDLAND EXAMINING GROUP MIDLAND EXAMINING GROUP MIDLAND EXAMINING GROUP
MIDLAND EXAMINING GROUP MIDLAND EXAMINING GROUP MIDLAND EXAMINING GROUP MIDLAND EXAMINING GROUP MIDLAND EXAMINING GROUP MIDLAND EXAMINING GROUP MIDLAND EXAMINING GROUP MIDLAND EXAMINING GROUP

INSTRUCTIONS FOR CANDIDATES

Prepare the situations outlined overleaf, paying careful attention to the information you are given in each introduction. In each case you are to imagine that you are in the situation yourself in France (or another French-speaking country) speaking to someone who does not understand English. You must therefore speak in French all the time.

You are **not** allowed to make written notes during your preparation.

INFORMATION FOR CANDIDATES

Remember that you are taking part in a **conversation**: you must reply to what the examiner says, and not simply carry out the tasks as though the examiner were not there.

In order to make the conversations as realistic as possible, try to include greetings, goodbyes, thanks and similar phrases which would be used naturally in these situations.

Remember that you do not need to translate word for word into French – the important thing is to get across the information to the person you are talking to.

You will of course have this card to refer to during the examination.

This Question Paper consists of 2 printed pages.

BASIC AND HIGHER PART 1

Study the following situations and be prepared to perform the roles indicated. Your conversation must be in French.

- (A)** While on holiday in France, you arrive with your friends at a Youth Hostel and your friends let you do the booking.

Your teacher plays the part of the warden.

- 1 Ask if there is any room.
- 2 Explain that there are two boys and a girl.
- 3 Say that it is for a week.
- 4 Ask how much it costs to stay.
- 5 Ask where the dormitories are.

- (B)** You are on holiday in a town in France and you stop a passer-by for directions.

Your teacher plays the part of the passer-by.

- 1 Say you want to go to the Hôtel Splendide.
- 2 Explain that it is near the station.
- 3 Ask how far it is.
- 4 Say that you are on foot.
- 5 Ask for the number of the bus.

- (C)** While you are in France at your pen-friend's, you have to buy a new pair of shoes for a special occasion.

Your teacher plays the part of the shop assistant.

- 1 Say that you are looking for some black shoes.
- 2 Say that you normally wear a size 40.
- 3 Say that you would like a fashionable leather pair.
- 4 Say that you like them and ask how much they are.
- 5 Reply to the assistant's question.

MIDLAND EXAMINING GROUP

1525/3/2

General Certificate of Secondary Education

1525/5/2

FRENCH

SPEAKING (BASIC AND HIGHER PART 1)

CANDIDATE AS TRANSACTOR – CARD FIVE

14 MARCH – 13 MAY 1994 (Paper 3) Internally Assessed

14 MARCH – 29 APRIL 1994 (Paper 5) Externally Assessed

(No additional materials required)

MIDLAND EXAMINING GROUP MIDLAND EXAMINING GROUP MIDLAND EXAMINING GROUP MIDLAND EXAMINING GROUP MIDLAND EXAMINING GROUP MIDLAND EXAMINING GROUP MIDLAND EXAMINING GROUP MIDLAND EXAMINING GROUP
MIDLAND EXAMINING GROUP MIDLAND EXAMINING GROUP MIDLAND EXAMINING GROUP MIDLAND EXAMINING GROUP MIDLAND EXAMINING GROUP MIDLAND EXAMINING GROUP MIDLAND EXAMINING GROUP MIDLAND EXAMINING GROUP
MIDLAND EXAMINING GROUP MIDLAND EXAMINING GROUP MIDLAND EXAMINING GROUP MIDLAND EXAMINING GROUP MIDLAND EXAMINING GROUP MIDLAND EXAMINING GROUP MIDLAND EXAMINING GROUP MIDLAND EXAMINING GROUP
MIDLAND EXAMINING GROUP MIDLAND EXAMINING GROUP MIDLAND EXAMINING GROUP MIDLAND EXAMINING GROUP MIDLAND EXAMINING GROUP MIDLAND EXAMINING GROUP MIDLAND EXAMINING GROUP MIDLAND EXAMINING GROUP
MIDLAND EXAMINING GROUP MIDLAND EXAMINING GROUP MIDLAND EXAMINING GROUP MIDLAND EXAMINING GROUP MIDLAND EXAMINING GROUP MIDLAND EXAMINING GROUP MIDLAND EXAMINING GROUP MIDLAND EXAMINING GROUP
MIDLAND EXAMINING GROUP MIDLAND EXAMINING GROUP MIDLAND EXAMINING GROUP MIDLAND EXAMINING GROUP MIDLAND EXAMINING GROUP MIDLAND EXAMINING GROUP MIDLAND EXAMINING GROUP MIDLAND EXAMINING GROUP
MIDLAND EXAMINING GROUP MIDLAND EXAMINING GROUP MIDLAND EXAMINING GROUP MIDLAND EXAMINING GROUP MIDLAND EXAMINING GROUP MIDLAND EXAMINING GROUP MIDLAND EXAMINING GROUP MIDLAND EXAMINING GROUP
MIDLAND EXAMINING GROUP MIDLAND EXAMINING GROUP MIDLAND EXAMINING GROUP MIDLAND EXAMINING GROUP MIDLAND EXAMINING GROUP MIDLAND EXAMINING GROUP MIDLAND EXAMINING GROUP MIDLAND EXAMINING GROUP
MIDLAND EXAMINING GROUP MIDLAND EXAMINING GROUP MIDLAND EXAMINING GROUP MIDLAND EXAMINING GROUP MIDLAND EXAMINING GROUP MIDLAND EXAMINING GROUP MIDLAND EXAMINING GROUP MIDLAND EXAMINING GROUP

INSTRUCTIONS FOR CANDIDATES

Prepare the situations outlined overleaf, paying careful attention to the information you are given in each introduction. In each case you are to imagine that you are in the situation yourself in France (or another French-speaking country) speaking to someone who does not understand English. You must therefore speak in French all the time.

You are **not** allowed to make written notes during your preparation.

INFORMATION FOR CANDIDATES

Remember that you are taking part in a **conversation**: you must reply to what the examiner says, and not simply carry out the tasks as though the examiner were not there.

In order to make the conversations as realistic as possible, try to include greetings, goodbyes, thanks and similar phrases which would be used naturally in these situations.

Remember that you do not need to translate word for word into French – the important thing is to get across the information to the person you are talking to.

You will of course have this card to refer to during the examination.

This Question Paper consists of 2 printed pages.

S1525/3/2 T5

© MEG 1994

[Turn over

BASIC AND HIGHER PART 1

Study the following situation and be prepared to perform the roles indicated. Your conversation must be in French.

- (A)** You are staying in a small village in France and one day go into the general food shop to buy some food.

Your teacher plays the part of the shopkeeper.

- 1** Ask for some ham.
- 2** Ask for 200 grams.
- 3** Then ask for a lettuce.
- 4** Ask for three apples.
- 5** Ask how much you owe.

- (B)** While you are in France with your pen-friend, you discuss the sorts of holidays you go on.

Your teacher plays the part of your pen-friend.

- 1** Say that you like holidays with your family.
- 2** Tell your pen-friend that you go to a hotel.
- 3** Say that you like museums.
- 4** Say that you like the beach too.
- 5** Tell your pen-friend that you like going in the summer.

- (C)** While you are on holiday in France, you and your family go for a meal in a restaurant and you order your own food.

Your teacher plays the part of the waiter/waitress.

- 1** Ask what the dish of the day is.
- 2** Ask what it is exactly.
- 3** Say that you prefer a well-cooked steak.
- 4** Reply to the waiter's/waitress's question.
- 5** Ask how long you have to wait.

MIDLAND EXAMINING GROUP 1525/3/3
General Certificate of Secondary Education 1525/5/3
FRENCH
SPEAKING (HIGHER PART 2)
CANDIDATE AS NARRATOR – CARD ONE
14 MARCH – 13 MAY 1994 (Paper 3) Internally Assessed
14 MARCH – 29 APRIL 1994 (Paper 5) Externally Assessed

(No additional materials required)

MIDLAND EXAMINING GROUP MIDLAND EXAMINING GROUP MIDLAND EXAMINING GROUP MIDLAND EXAMINING GROUP MIDLAND EXAMINING GROUP MIDLAND EXAMINING GROUP
MIDLAND EXAMINING GROUP MIDLAND EXAMINING GROUP MIDLAND EXAMINING GROUP MIDLAND EXAMINING GROUP MIDLAND EXAMINING GROUP MIDLAND EXAMINING GROUP
MIDLAND EXAMINING GROUP MIDLAND EXAMINING GROUP MIDLAND EXAMINING GROUP MIDLAND EXAMINING GROUP MIDLAND EXAMINING GROUP MIDLAND EXAMINING GROUP
MIDLAND EXAMINING GROUP MIDLAND EXAMINING GROUP MIDLAND EXAMINING GROUP MIDLAND EXAMINING GROUP MIDLAND EXAMINING GROUP MIDLAND EXAMINING GROUP
MIDLAND EXAMINING GROUP MIDLAND EXAMINING GROUP MIDLAND EXAMINING GROUP MIDLAND EXAMINING GROUP MIDLAND EXAMINING GROUP MIDLAND EXAMINING GROUP
MIDLAND EXAMINING GROUP MIDLAND EXAMINING GROUP MIDLAND EXAMINING GROUP MIDLAND EXAMINING GROUP MIDLAND EXAMINING GROUP MIDLAND EXAMINING GROUP
MIDLAND EXAMINING GROUP MIDLAND EXAMINING GROUP MIDLAND EXAMINING GROUP MIDLAND EXAMINING GROUP MIDLAND EXAMINING GROUP MIDLAND EXAMINING GROUP
MIDLAND EXAMINING GROUP MIDLAND EXAMINING GROUP MIDLAND EXAMINING GROUP MIDLAND EXAMINING GROUP MIDLAND EXAMINING GROUP MIDLAND EXAMINING GROUP
MIDLAND EXAMINING GROUP MIDLAND EXAMINING GROUP MIDLAND EXAMINING GROUP MIDLAND EXAMINING GROUP MIDLAND EXAMINING GROUP MIDLAND EXAMINING GROUP
MIDLAND EXAMINING GROUP MIDLAND EXAMINING GROUP MIDLAND EXAMINING GROUP MIDLAND EXAMINING GROUP MIDLAND EXAMINING GROUP MIDLAND EXAMINING GROUP

INSTRUCTIONS FOR CANDIDATES

Carry out the task outlined in the situation overleaf. The parts to be played by the examiner and yourself are explained. You must assume that the examiner speaks no English.

Certain elements are printed in **bold**. These mark the various stages of the episode you are narrating. You must include at least one item from **each** of these stages in order to complete the task. All other details provided are optional and you are free to add your own information if you wish.

You are **not** allowed to make written notes during your preparation.

INFORMATION FOR CANDIDATES

Remember that you are taking part in a conversation: you must respond to questions or comments made by the examiner and not simply carry out the task as though the examiner were not there.

You will of course have this card to refer to during the examination.

This Question Paper consists of 2 printed pages.

HIGHER PART 2

The notes below give the details of how you celebrated the New Year in France.

On your return home, you tell your French assistant(e) about what you did.

The part of the assistant(e) will be played by your teacher.

You need not mention every detail contained in the notes, but you should try to make your account as full as possible.

1 les préparatifs


aller au supermarché – avec qui ?
– beaucoup de monde

faire des courses
– qu'avez-vous acheté ?

le chariot plein
rencontrer des amis

2 le repas du soir

prendre l'apéritif
commencer à manger –
à quelle heure ?
des plats typiquement français
qu'avez-vous mangé ?
qu'avez-vous bu ?

**3 la nuit**

finir le repas
à quelle heure ?
sortir de la maison
aller chez des voisins
arriver juste avant minuit
souhaiter une Bonne Année

4 le jour de l'An

rester là quelques heures
danser et discuter avec les
voisins
la musique forte
partir vers cinq heures du
matin
se coucher

MIDLAND EXAMINING GROUP 1525/3/3
General Certificate of Secondary Education 1525/5/3
FRENCH
SPEAKING (HIGHER PART 2)
CANDIDATE AS NARRATOR – CARD TWO
14 MARCH – 13 MAY 1994 (Paper 3) Internally Assessed
14 MARCH – 29 APRIL 1994 (Paper 5) Externally Assessed

(No additional materials required)

MIDLAND EXAMINING GROUP MIDLAND EXAMINING GROUP MIDLAND EXAMINING GROUP MIDLAND EXAMINING GROUP MIDLAND EXAMINING GROUP MIDLAND EXAMINING GROUP
MIDLAND EXAMINING GROUP MIDLAND EXAMINING GROUP MIDLAND EXAMINING GROUP MIDLAND EXAMINING GROUP MIDLAND EXAMINING GROUP MIDLAND EXAMINING GROUP
MIDLAND EXAMINING GROUP MIDLAND EXAMINING GROUP MIDLAND EXAMINING GROUP MIDLAND EXAMINING GROUP MIDLAND EXAMINING GROUP MIDLAND EXAMINING GROUP
MIDLAND EXAMINING GROUP MIDLAND EXAMINING GROUP MIDLAND EXAMINING GROUP MIDLAND EXAMINING GROUP MIDLAND EXAMINING GROUP MIDLAND EXAMINING GROUP
MIDLAND EXAMINING GROUP MIDLAND EXAMINING GROUP MIDLAND EXAMINING GROUP MIDLAND EXAMINING GROUP MIDLAND EXAMINING GROUP MIDLAND EXAMINING GROUP
MIDLAND EXAMINING GROUP MIDLAND EXAMINING GROUP MIDLAND EXAMINING GROUP MIDLAND EXAMINING GROUP MIDLAND EXAMINING GROUP MIDLAND EXAMINING GROUP
MIDLAND EXAMINING GROUP MIDLAND EXAMINING GROUP MIDLAND EXAMINING GROUP MIDLAND EXAMINING GROUP MIDLAND EXAMINING GROUP MIDLAND EXAMINING GROUP
MIDLAND EXAMINING GROUP MIDLAND EXAMINING GROUP MIDLAND EXAMINING GROUP MIDLAND EXAMINING GROUP MIDLAND EXAMINING GROUP MIDLAND EXAMINING GROUP
MIDLAND EXAMINING GROUP MIDLAND EXAMINING GROUP MIDLAND EXAMINING GROUP MIDLAND EXAMINING GROUP MIDLAND EXAMINING GROUP MIDLAND EXAMINING GROUP
MIDLAND EXAMINING GROUP MIDLAND EXAMINING GROUP MIDLAND EXAMINING GROUP MIDLAND EXAMINING GROUP MIDLAND EXAMINING GROUP MIDLAND EXAMINING GROUP

INSTRUCTIONS FOR CANDIDATES

Carry out the task outlined in the situation overleaf. The parts to be played by the examiner and yourself are explained. You must assume that the examiner speaks no English.

Certain elements are printed in **bold**. These mark the various stages of the episode you are narrating. You must include at least one item from **each** of these stages in order to complete the task. All other details provided are optional and you are free to add your own information if you wish.

You are **not** allowed to make written notes during your preparation.

INFORMATION FOR CANDIDATES

Remember that you are taking part in a conversation: you must respond to questions or comments made by the examiner and not simply carry out the task as though the examiner were not there.

You will of course have this card to refer to during the examination.

This Question Paper consists of 2 printed pages.

HIGHER PART 2

The notes below give the details of an event which took place during the time that you spent at your pen-friend's house, while you were on holiday in France last year.

On your return home you tell a French neighbour about this exciting day.

The part of the neighbour will be played by your teacher.


You need not mention every detail contained in the notes, but you should try to make your account as full as possible.

1 le matin

se lever – à quelle heure ?
aller à la boulangerie
– qu'avez-vous acheté ?
préparer le café
prendre le petit déjeuner
– où ?

2 dans le jardin

quel temps faisait-il ?
aider le père dans le jardin
ramasser des pommes de terre
et des carottes
travailler dur

**3 l'accident**

après une demi-heure
entendre un bruit affreux
quitter le jardin en courant
un accident dans la rue
– deux voitures en collision
– heureusement pas de blessés

4 après l'accident

pousser les deux voitures
retourner à la maison
– avec les deux conducteurs
téléphoner au garage
boire un café

MIDLAND EXAMINING GROUP

1525/3/3

General Certificate of Secondary Education

1525/5/3

FRENCH

SPEAKING (HIGHER PART 2)

CANDIDATE AS NARRATOR – CARD THREE

14 MARCH – 13 MAY 1994 (Paper 3) Internally Assessed

14 MARCH – 29 APRIL 1994 (Paper 5) Externally Assessed

(No additional materials required)

MIDLAND EXAMINING GROUP MIDLAND EXAMINING GROUP MIDLAND EXAMINING GROUP MIDLAND EXAMINING GROUP MIDLAND EXAMINING GROUP MIDLAND EXAMINING GROUP MIDLAND EXAMINING GROUP MIDLAND EXAMINING GROUP
MIDLAND EXAMINING GROUP MIDLAND EXAMINING GROUP MIDLAND EXAMINING GROUP MIDLAND EXAMINING GROUP MIDLAND EXAMINING GROUP MIDLAND EXAMINING GROUP MIDLAND EXAMINING GROUP MIDLAND EXAMINING GROUP
MIDLAND EXAMINING GROUP MIDLAND EXAMINING GROUP MIDLAND EXAMINING GROUP MIDLAND EXAMINING GROUP MIDLAND EXAMINING GROUP MIDLAND EXAMINING GROUP MIDLAND EXAMINING GROUP MIDLAND EXAMINING GROUP
MIDLAND EXAMINING GROUP MIDLAND EXAMINING GROUP MIDLAND EXAMINING GROUP MIDLAND EXAMINING GROUP MIDLAND EXAMINING GROUP MIDLAND EXAMINING GROUP MIDLAND EXAMINING GROUP MIDLAND EXAMINING GROUP
MIDLAND EXAMINING GROUP MIDLAND EXAMINING GROUP MIDLAND EXAMINING GROUP MIDLAND EXAMINING GROUP MIDLAND EXAMINING GROUP MIDLAND EXAMINING GROUP MIDLAND EXAMINING GROUP MIDLAND EXAMINING GROUP
MIDLAND EXAMINING GROUP MIDLAND EXAMINING GROUP MIDLAND EXAMINING GROUP MIDLAND EXAMINING GROUP MIDLAND EXAMINING GROUP MIDLAND EXAMINING GROUP MIDLAND EXAMINING GROUP MIDLAND EXAMINING GROUP
MIDLAND EXAMINING GROUP MIDLAND EXAMINING GROUP MIDLAND EXAMINING GROUP MIDLAND EXAMINING GROUP MIDLAND EXAMINING GROUP MIDLAND EXAMINING GROUP MIDLAND EXAMINING GROUP MIDLAND EXAMINING GROUP
MIDLAND EXAMINING GROUP MIDLAND EXAMINING GROUP MIDLAND EXAMINING GROUP MIDLAND EXAMINING GROUP MIDLAND EXAMINING GROUP MIDLAND EXAMINING GROUP MIDLAND EXAMINING GROUP MIDLAND EXAMINING GROUP
MIDLAND EXAMINING GROUP MIDLAND EXAMINING GROUP MIDLAND EXAMINING GROUP MIDLAND EXAMINING GROUP MIDLAND EXAMINING GROUP MIDLAND EXAMINING GROUP MIDLAND EXAMINING GROUP MIDLAND EXAMINING GROUP

INSTRUCTIONS FOR CANDIDATES

Carry out the task outlined in the situation overleaf. The parts to be played by the examiner and yourself are explained. You must assume that the examiner speaks no English.

Certain elements are printed in **bold**. These mark the various stages of the episode you are narrating. You must include at least one item from **each** of these stages in order to complete the task. All other details provided are optional and you are free to add your own information if you wish.

You are **not** allowed to make written notes during your preparation.

INFORMATION FOR CANDIDATES

Remember that you are taking part in a conversation: you must respond to questions or comments made by the examiner and not simply carry out the task as though the examiner were not there.

You will of course have this card to refer to during the examination.

This Question Paper consists of 2 printed pages.

HIGHER PART 2

The notes below give the details of the preparations your family made for a day trip to France.

You tell the story of what happened that day to the French assistant(e) in school.

The part of the French assistant(e) will be played by your teacher.


You need not mention every detail contained in the notes, but you should try to make your account as full as possible.

1 la veille du départ (i)

se préparer pour le voyage
 aller aux magasins
 – à l'agence de voyages
 rentrer à la maison
 mettre les billets dans un tiroir

2 la veille du départ (ii)

préparer un pique-nique
 qu'aviez-vous à manger?
 – et à boire?
 sortir la voiture
 vérifier l'eau et l'huile
 – la pression des pneus aussi



3 tôt le matin – problème !

les passeports perdus
 chercher partout – les chambres ?
 la cuisine ?
 enfin trouver les passeports – où ?
 partir avec tous les papiers
 – à quelle heure?

4 pas de bateau !

tout allait bien
 arriver au port – quand?
 voir une affiche – bateau annulé
 – pourquoi?
 votre réaction?

MIDLAND EXAMINING GROUP

1525/3/3

General Certificate of Secondary Education

1525/5/3

FRENCH

SPEAKING (HIGHER PART 2)

CANDIDATE AS NARRATOR – CARD FOUR

14 MARCH – 13 MAY 1994 (Paper 3) Internally Assessed

14 MARCH – 29 APRIL 1994 (Paper 5) Externally Assessed

(No additional materials required)

MIDLAND EXAMINING GROUP MIDLAND EXAMINING GROUP MIDLAND EXAMINING GROUP MIDLAND EXAMINING GROUP MIDLAND EXAMINING GROUP MIDLAND EXAMINING GROUP MIDLAND EXAMINING GROUP MIDLAND EXAMINING GROUP
MIDLAND EXAMINING GROUP MIDLAND EXAMINING GROUP MIDLAND EXAMINING GROUP MIDLAND EXAMINING GROUP MIDLAND EXAMINING GROUP MIDLAND EXAMINING GROUP MIDLAND EXAMINING GROUP MIDLAND EXAMINING GROUP
MIDLAND EXAMINING GROUP MIDLAND EXAMINING GROUP MIDLAND EXAMINING GROUP MIDLAND EXAMINING GROUP MIDLAND EXAMINING GROUP MIDLAND EXAMINING GROUP MIDLAND EXAMINING GROUP MIDLAND EXAMINING GROUP
MIDLAND EXAMINING GROUP MIDLAND EXAMINING GROUP MIDLAND EXAMINING GROUP MIDLAND EXAMINING GROUP MIDLAND EXAMINING GROUP MIDLAND EXAMINING GROUP MIDLAND EXAMINING GROUP MIDLAND EXAMINING GROUP
MIDLAND EXAMINING GROUP MIDLAND EXAMINING GROUP MIDLAND EXAMINING GROUP MIDLAND EXAMINING GROUP MIDLAND EXAMINING GROUP MIDLAND EXAMINING GROUP MIDLAND EXAMINING GROUP MIDLAND EXAMINING GROUP
MIDLAND EXAMINING GROUP MIDLAND EXAMINING GROUP MIDLAND EXAMINING GROUP MIDLAND EXAMINING GROUP MIDLAND EXAMINING GROUP MIDLAND EXAMINING GROUP MIDLAND EXAMINING GROUP MIDLAND EXAMINING GROUP
MIDLAND EXAMINING GROUP MIDLAND EXAMINING GROUP MIDLAND EXAMINING GROUP MIDLAND EXAMINING GROUP MIDLAND EXAMINING GROUP MIDLAND EXAMINING GROUP MIDLAND EXAMINING GROUP MIDLAND EXAMINING GROUP
MIDLAND EXAMINING GROUP MIDLAND EXAMINING GROUP MIDLAND EXAMINING GROUP MIDLAND EXAMINING GROUP MIDLAND EXAMINING GROUP MIDLAND EXAMINING GROUP MIDLAND EXAMINING GROUP MIDLAND EXAMINING GROUP
MIDLAND EXAMINING GROUP MIDLAND EXAMINING GROUP MIDLAND EXAMINING GROUP MIDLAND EXAMINING GROUP MIDLAND EXAMINING GROUP MIDLAND EXAMINING GROUP MIDLAND EXAMINING GROUP MIDLAND EXAMINING GROUP

INSTRUCTIONS FOR CANDIDATES

Carry out the task outlined in the situation overleaf. The parts to be played by the examiner and yourself are explained. You must assume that the examiner speaks no English.

Certain elements are printed in **bold**. These mark the various stages of the episode you are narrating. You must include at least one item from **each** of these stages in order to complete the task. All other details provided are optional and you are free to add your own information if you wish.

You are **not** allowed to make written notes during your preparation.

INFORMATION FOR CANDIDATES

Remember that you are taking part in a conversation: you must respond to questions or comments made by the examiner and not simply carry out the task as though the examiner were not there.

You will of course have this card to refer to during the examination.

This Question Paper consists of 2 printed pages.

S1525/3/3 N4

© MEG 1994

[Turn over

HIGHER PART 2

The notes below give the details of a restless night you had after you had eaten something which disagreed with you while you were on holiday in France.

On your return home, you describe to a Swiss friend what happened.

The part of the Swiss friend will be played by your teacher.


You need not mention every detail contained in the notes, but you should try to make your account as full as possible.

1 la veille

la boum chez des amis
manger des fruits de mer
jouer aux cartes
– jusqu'à quelle heure?
aller au lit très fatigué(e)

2 pendant la nuit

se sentir malade
avoir la tête qui tournait
– avoir chaud
se tourner et se retourner
s'endormir finalement
– après combien de temps?

**3 de mauvais rêves**

commencer à rêver
voir des images bizarres
des professeurs de l'école
des animaux monstrueux
tomber dans un trou

4 le médecin arrive

se réveiller tout à coup
se retrouver par terre
entouré(e) de draps
et de couvertures
appeler le médecin
plus de fruits de mer

MIDLAND EXAMINING GROUP

1525/3/3

General Certificate of Secondary Education

1525/5/3

FRENCH

SPEAKING (HIGHER PART 2)

CANDIDATE AS NARRATOR – CARD FIVE

14 MARCH – 13 MAY 1994 (Paper 3) Internally Assessed

14 MARCH – 29 APRIL 1994 (Paper 5) Externally Assessed

(No additional materials required)

MIDLAND EXAMINING GROUP MIDLAND EXAMINING GROUP MIDLAND EXAMINING GROUP MIDLAND EXAMINING GROUP MIDLAND EXAMINING GROUP MIDLAND EXAMINING GROUP MIDLAND EXAMINING GROUP
MIDLAND EXAMINING GROUP MIDLAND EXAMINING GROUP MIDLAND EXAMINING GROUP MIDLAND EXAMINING GROUP MIDLAND EXAMINING GROUP MIDLAND EXAMINING GROUP MIDLAND EXAMINING GROUP
MIDLAND EXAMINING GROUP MIDLAND EXAMINING GROUP MIDLAND EXAMINING GROUP MIDLAND EXAMINING GROUP MIDLAND EXAMINING GROUP MIDLAND EXAMINING GROUP MIDLAND EXAMINING GROUP
MIDLAND EXAMINING GROUP MIDLAND EXAMINING GROUP MIDLAND EXAMINING GROUP MIDLAND EXAMINING GROUP MIDLAND EXAMINING GROUP MIDLAND EXAMINING GROUP MIDLAND EXAMINING GROUP
MIDLAND EXAMINING GROUP MIDLAND EXAMINING GROUP MIDLAND EXAMINING GROUP MIDLAND EXAMINING GROUP MIDLAND EXAMINING GROUP MIDLAND EXAMINING GROUP MIDLAND EXAMINING GROUP
MIDLAND EXAMINING GROUP MIDLAND EXAMINING GROUP MIDLAND EXAMINING GROUP MIDLAND EXAMINING GROUP MIDLAND EXAMINING GROUP MIDLAND EXAMINING GROUP MIDLAND EXAMINING GROUP
MIDLAND EXAMINING GROUP MIDLAND EXAMINING GROUP MIDLAND EXAMINING GROUP MIDLAND EXAMINING GROUP MIDLAND EXAMINING GROUP MIDLAND EXAMINING GROUP MIDLAND EXAMINING GROUP
MIDLAND EXAMINING GROUP MIDLAND EXAMINING GROUP MIDLAND EXAMINING GROUP MIDLAND EXAMINING GROUP MIDLAND EXAMINING GROUP MIDLAND EXAMINING GROUP MIDLAND EXAMINING GROUP
MIDLAND EXAMINING GROUP MIDLAND EXAMINING GROUP MIDLAND EXAMINING GROUP MIDLAND EXAMINING GROUP MIDLAND EXAMINING GROUP MIDLAND EXAMINING GROUP MIDLAND EXAMINING GROUP
MIDLAND EXAMINING GROUP MIDLAND EXAMINING GROUP MIDLAND EXAMINING GROUP MIDLAND EXAMINING GROUP MIDLAND EXAMINING GROUP MIDLAND EXAMINING GROUP MIDLAND EXAMINING GROUP

INSTRUCTIONS FOR CANDIDATES

Carry out the task outlined in the situation overleaf. The parts to be played by the examiner and yourself are explained. You must assume that the examiner speaks no English.

Certain elements are printed in **bold**. These mark the various stages of the episode you are narrating. You must include at least one item from **each** of these stages in order to complete the task. All other details provided are optional and you are free to add your own information if you wish.

You are **not** allowed to make written notes during your preparation.

INFORMATION FOR CANDIDATES

Remember that you are taking part in a conversation: you must respond to questions or comments made by the examiner and not simply carry out the task as though the examiner were not there.

You will of course have this card to refer to during the examination.

This Question Paper consists of 2 printed pages.

S1525/3/3 N5

© MEG 1994

[Turn over

HIGHER PART 2

The notes below give the details of a day you recently spent when you were working with other adults as a leader on a holiday for young children.

When your French pen-friend arrives at your home, you talk about this day.

The part of your pen-friend will be played by your teacher.

You need not mention every detail in the notes but you should try to make your account as full as possible.

1 le matin de l'excursion

se lever de bonne heure
se laver
réunion avec les autres adultes
discuter le programme de la journée
réveiller les enfants
surveiller le bloc sanitaire

2 préparer le départ

prendre le petit déjeuner
donner à manger aux enfants
faire la vaisselle après
préparer la sortie
- pique-nique ?
- boissons ?



3 le départ et la plage

attendre le car
un enfant qui manquait
trouver l'enfant - où ?
dans le car - voyage de combien de minutes?
rester sur la plage
- quelles activités ?

4 la fin de la journée

rentrer pour manger
- à quelle heure ?
organiser des jeux
envoyer les enfants au lit
discuter avec les autres adultes
se coucher très fatigué(e)

Candidate Name

Centre Number

Candidate Number

MIDLAND EXAMINING GROUP

General Certificate of Secondary Education

FRENCH

WRITING (BASIC)

Monday **6 JUNE 1994** Morning

1525/4/1

Additional materials provided by the Board: Further answer paper if required.

MIDLAND EXAMINING GROUP MIDLAND EXAMINING GROUP MIDLAND EXAMINING GROUP MIDLAND EXAMINING GROUP MIDLAND EXAMINING GROUP MIDLAND EXAMINING GROUP
MIDLAND EXAMINING GROUP MIDLAND EXAMINING GROUP MIDLAND EXAMINING GROUP MIDLAND EXAMINING GROUP MIDLAND EXAMINING GROUP MIDLAND EXAMINING GROUP
MIDLAND EXAMINING GROUP MIDLAND EXAMINING GROUP MIDLAND EXAMINING GROUP MIDLAND EXAMINING GROUP MIDLAND EXAMINING GROUP MIDLAND EXAMINING GROUP
MIDLAND EXAMINING GROUP MIDLAND EXAMINING GROUP MIDLAND EXAMINING GROUP MIDLAND EXAMINING GROUP MIDLAND EXAMINING GROUP MIDLAND EXAMINING GROUP
MIDLAND EXAMINING GROUP MIDLAND EXAMINING GROUP MIDLAND EXAMINING GROUP MIDLAND EXAMINING GROUP MIDLAND EXAMINING GROUP MIDLAND EXAMINING GROUP
MIDLAND EXAMINING GROUP MIDLAND EXAMINING GROUP MIDLAND EXAMINING GROUP MIDLAND EXAMINING GROUP MIDLAND EXAMINING GROUP MIDLAND EXAMINING GROUP
MIDLAND EXAMINING GROUP MIDLAND EXAMINING GROUP MIDLAND EXAMINING GROUP MIDLAND EXAMINING GROUP MIDLAND EXAMINING GROUP MIDLAND EXAMINING GROUP
MIDLAND EXAMINING GROUP MIDLAND EXAMINING GROUP MIDLAND EXAMINING GROUP MIDLAND EXAMINING GROUP MIDLAND EXAMINING GROUP MIDLAND EXAMINING GROUP
MIDLAND EXAMINING GROUP MIDLAND EXAMINING GROUP MIDLAND EXAMINING GROUP MIDLAND EXAMINING GROUP MIDLAND EXAMINING GROUP MIDLAND EXAMINING GROUP
MIDLAND EXAMINING GROUP MIDLAND EXAMINING GROUP MIDLAND EXAMINING GROUP MIDLAND EXAMINING GROUP MIDLAND EXAMINING GROUP MIDLAND EXAMINING GROUP

Archives & Heritage

TIME

25 minutes

INSTRUCTIONS FOR CANDIDATES

Write your name, centre number and candidate number in the spaces at the top of this page.

Answer **all** the questions.

Write your answers **in French** in the spaces provided on the question paper.

INFORMATION FOR CANDIDATES

If you are attempting **Basic Writing** only, you have 25 minutes to complete this booklet, after which it will be collected.

If you are also attempting **Higher Writing** you must first complete this **Basic** booklet. As soon as you have finished this **Basic** booklet, you can go straight on to **Higher Part 1**.

FOR OFFICE USE			
1	2	3	4
ORIGINAL MARK	COORDINATION MARK	FINAL SAMPLE	GRADE REVIEW

Question 1 is worth 10 marks, question 2 is worth 10 marks and question 3 is worth 20 marks.

1 At the end of your stay in France, your pen-friend's mother offers to pack your suitcase. Write her a list of 10 things she should not pack because you will need them overnight or the next day, e.g. toothbrush, pyjamas, socks, books. Do **not** include food or drink.

Write in French.

A spiral-bound notebook with a list of 10 numbered lines for writing. The lines are numbered 1 through 10, and each line is followed by a dotted line for writing. The notebook has a spiral binding on the left side. A large, faint watermark reading "Archives & Heritage" is visible across the page.

- 1
- 2
- 3
- 4
- 5
- 6
- 7
- 8
- 9
- 10

2 You and your family are exchanging houses with a Belgian family for the summer holidays. You leave a note for them on your kitchen table.

Write in **French** to say:

- there is milk in the fridge
- the bicycles are in the garage
- the supermarket opens at 9.00 a.m.
- it closes at 8.00 p.m.
- have a good holiday!



3 You are staying with your family in a Swiss hotel and plan to go out walking the next day. As you will need a packed lunch, you leave a note at Reception.

Write **in French** to say:

- you want a picnic
- it is for 4 people
- you are going out tomorrow
- you are leaving early
- you are in room 30.



Candidate Name	Centre Number	Candidate Number

MIDLAND EXAMINING GROUP **1525/4/2**
General Certificate of Secondary Education
FRENCH
WRITING (HIGHER PART 1)
Monday 6 JUNE 1994 Morning

Additional materials provided by the Board: Further answer paper if required.

MIDLAND EXAMINING GROUP MIDLAND EXAMINING GROUP MIDLAND EXAMINING GROUP MIDLAND EXAMINING GROUP MIDLAND EXAMINING GROUP MIDLAND EXAMINING GROUP MIDLAND EXAMINING GROUP
MIDLAND EXAMINING GROUP MIDLAND EXAMINING GROUP MIDLAND EXAMINING GROUP MIDLAND EXAMINING GROUP MIDLAND EXAMINING GROUP MIDLAND EXAMINING GROUP MIDLAND EXAMINING GROUP
MIDLAND EXAMINING GROUP MIDLAND EXAMINING GROUP MIDLAND EXAMINING GROUP MIDLAND EXAMINING GROUP MIDLAND EXAMINING GROUP MIDLAND EXAMINING GROUP MIDLAND EXAMINING GROUP
MIDLAND EXAMINING GROUP MIDLAND EXAMINING GROUP MIDLAND EXAMINING GROUP MIDLAND EXAMINING GROUP MIDLAND EXAMINING GROUP MIDLAND EXAMINING GROUP MIDLAND EXAMINING GROUP
MIDLAND EXAMINING GROUP MIDLAND EXAMINING GROUP MIDLAND EXAMINING GROUP MIDLAND EXAMINING GROUP MIDLAND EXAMINING GROUP MIDLAND EXAMINING GROUP MIDLAND EXAMINING GROUP
MIDLAND EXAMINING GROUP MIDLAND EXAMINING GROUP MIDLAND EXAMINING GROUP MIDLAND EXAMINING GROUP MIDLAND EXAMINING GROUP MIDLAND EXAMINING GROUP MIDLAND EXAMINING GROUP
MIDLAND EXAMINING GROUP MIDLAND EXAMINING GROUP MIDLAND EXAMINING GROUP MIDLAND EXAMINING GROUP MIDLAND EXAMINING GROUP MIDLAND EXAMINING GROUP MIDLAND EXAMINING GROUP
MIDLAND EXAMINING GROUP MIDLAND EXAMINING GROUP MIDLAND EXAMINING GROUP MIDLAND EXAMINING GROUP MIDLAND EXAMINING GROUP MIDLAND EXAMINING GROUP MIDLAND EXAMINING GROUP
MIDLAND EXAMINING GROUP MIDLAND EXAMINING GROUP MIDLAND EXAMINING GROUP MIDLAND EXAMINING GROUP MIDLAND EXAMINING GROUP MIDLAND EXAMINING GROUP MIDLAND EXAMINING GROUP
MIDLAND EXAMINING GROUP MIDLAND EXAMINING GROUP MIDLAND EXAMINING GROUP MIDLAND EXAMINING GROUP MIDLAND EXAMINING GROUP MIDLAND EXAMINING GROUP MIDLAND EXAMINING GROUP
MIDLAND EXAMINING GROUP MIDLAND EXAMINING GROUP MIDLAND EXAMINING GROUP MIDLAND EXAMINING GROUP MIDLAND EXAMINING GROUP MIDLAND EXAMINING GROUP MIDLAND EXAMINING GROUP
MIDLAND EXAMINING GROUP MIDLAND EXAMINING GROUP MIDLAND EXAMINING GROUP MIDLAND EXAMINING GROUP MIDLAND EXAMINING GROUP MIDLAND EXAMINING GROUP MIDLAND EXAMINING GROUP

TIME
30 minutes

INSTRUCTIONS FOR CANDIDATES

Write your name, centre number and candidate number in the spaces at the top of this page.

Choose **one** of the given letters and write about **100** words in **French** in the space provided.

Do not start this booklet until you have completed the booklet for **Basic Writing**. The **Basic** booklet will be collected after 25 minutes.

INFORMATION FOR CANDIDATES


If you are attempting **Basic** and **Higher Part 1 Writing** only, you have 55 minutes to complete both booklets.

If you are also attempting **Higher Part 2 Writing** you must first complete this booklet. As soon as you have finished this **Part 1** booklet, you can go straight on to **Higher Part 2**.


FOR OFFICE USE

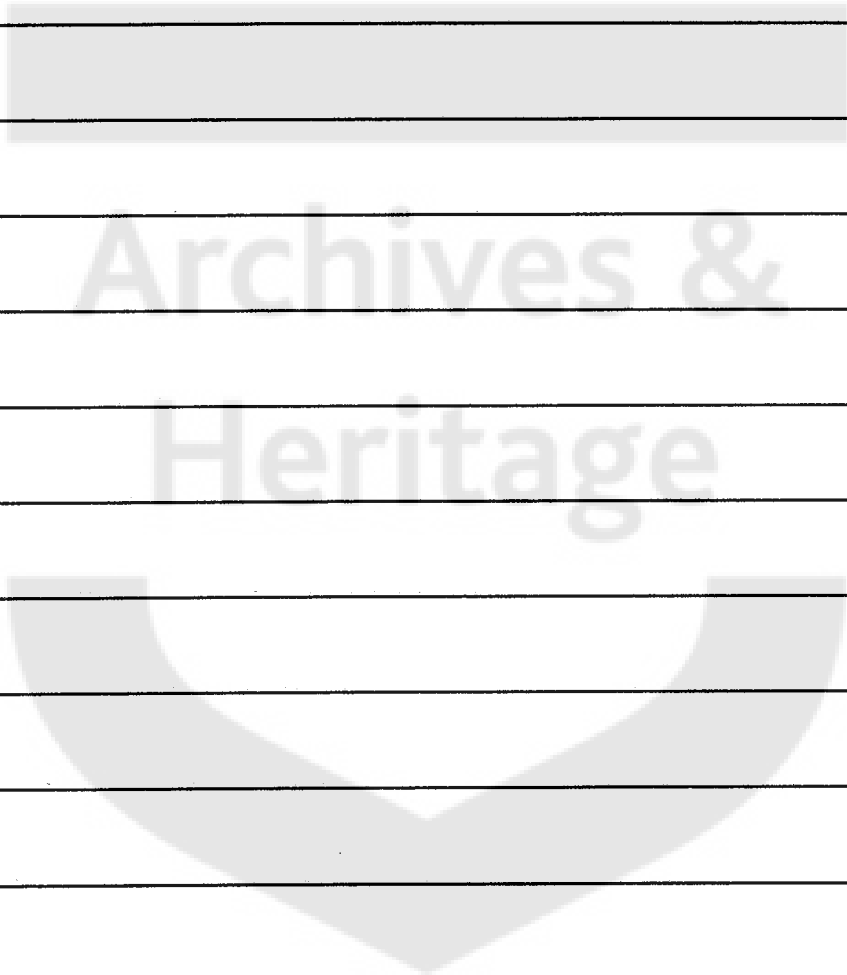
1	2	3	4
ORIGINAL MARK	COORDINATION MARK	FINAL SAMPLE	GRADE REVIEW

This Question Paper consists of 4 printed pages.



Archives & Heritage





Archives & Heritage

Candidate Name

Centre Number

Candidate Number

--	--

MIDLAND EXAMINING GROUP

1525/4/3

General Certificate of Secondary Education

FRENCH

WRITING (HIGHER PART 2)

Monday **6 JUNE 1994** Morning

Additional materials provided by the Board: Further answer paper if required.

MIDLAND EXAMINING GROUP MIDLAND EXAMINING GROUP MIDLAND EXAMINING GROUP MIDLAND EXAMINING GROUP MIDLAND EXAMINING GROUP MIDLAND EXAMINING GROUP MIDLAND EXAMINING GROUP
MIDLAND EXAMINING GROUP MIDLAND EXAMINING GROUP MIDLAND EXAMINING GROUP MIDLAND EXAMINING GROUP MIDLAND EXAMINING GROUP MIDLAND EXAMINING GROUP MIDLAND EXAMINING GROUP
MIDLAND EXAMINING GROUP MIDLAND EXAMINING GROUP MIDLAND EXAMINING GROUP MIDLAND EXAMINING GROUP MIDLAND EXAMINING GROUP MIDLAND EXAMINING GROUP MIDLAND EXAMINING GROUP
MIDLAND EXAMINING GROUP MIDLAND EXAMINING GROUP MIDLAND EXAMINING GROUP MIDLAND EXAMINING GROUP MIDLAND EXAMINING GROUP MIDLAND EXAMINING GROUP MIDLAND EXAMINING GROUP
MIDLAND EXAMINING GROUP MIDLAND EXAMINING GROUP MIDLAND EXAMINING GROUP MIDLAND EXAMINING GROUP MIDLAND EXAMINING GROUP MIDLAND EXAMINING GROUP MIDLAND EXAMINING GROUP
MIDLAND EXAMINING GROUP MIDLAND EXAMINING GROUP MIDLAND EXAMINING GROUP MIDLAND EXAMINING GROUP MIDLAND EXAMINING GROUP MIDLAND EXAMINING GROUP MIDLAND EXAMINING GROUP
MIDLAND EXAMINING GROUP MIDLAND EXAMINING GROUP MIDLAND EXAMINING GROUP MIDLAND EXAMINING GROUP MIDLAND EXAMINING GROUP MIDLAND EXAMINING GROUP MIDLAND EXAMINING GROUP
MIDLAND EXAMINING GROUP MIDLAND EXAMINING GROUP MIDLAND EXAMINING GROUP MIDLAND EXAMINING GROUP MIDLAND EXAMINING GROUP MIDLAND EXAMINING GROUP MIDLAND EXAMINING GROUP
MIDLAND EXAMINING GROUP MIDLAND EXAMINING GROUP MIDLAND EXAMINING GROUP MIDLAND EXAMINING GROUP MIDLAND EXAMINING GROUP MIDLAND EXAMINING GROUP MIDLAND EXAMINING GROUP



TIME

35 minutes

INSTRUCTIONS FOR CANDIDATES

Write your name, centre number and candidate number in the spaces at the top of this page.

Choose one of the given topics and write about **150** words in **French** in the space provided.

Do not start this booklet until you have completed the booklets for **Basic** and **Higher Part 1 Writing**. The **Higher Part 1** booklet will be collected after 55 minutes.

INFORMATION FOR CANDIDATES

You have 90 minutes to complete the three booklets

FOR OFFICE USE

1	2	3	4
ORIGINAL MARK	COORDINATION MARK	FINAL SAMPLE	GRADE REVIEW

Write about **150 words in French** on **one** of the two topics below.

[20 marks]

Either

1 Your pen-friend has asked you to write an article for his/her school magazine on why you prefer living in town to living in the country or vice-versa. You should explain the advantages and disadvantages that make you prefer one to the other, giving as many reasons as you can to make sure you write the full 150 words. Write **in French**.

Or

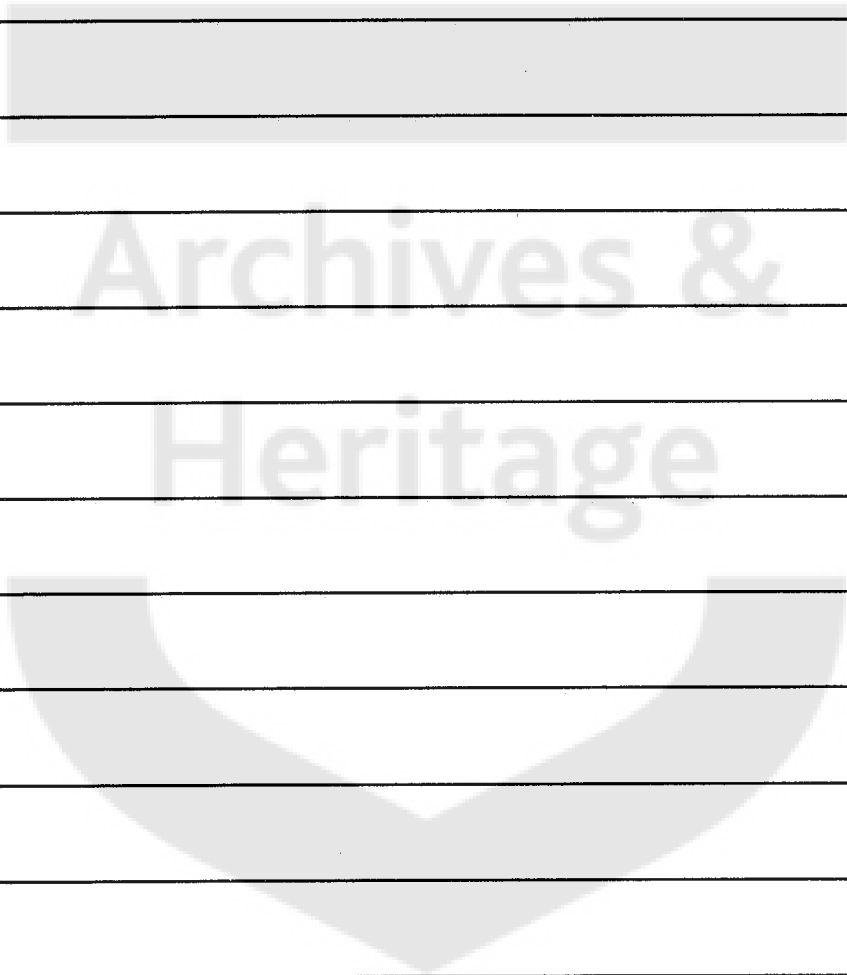
2 You got lost a short time ago. It was quite an alarming experience and you include a full account of it in a letter to your pen-friend. Give as much information as you can to make sure you write the full 150 words but do not include date, introduction, etc. as this part of the letter has already been written below. Continue the letter by writing about your experience **in French**.

le 20 mai 94


J'ai bien reçu ta dernière lettre. Nous allons tous bien, merci. J'espère que vous allez tous bien, aussi.

Je vais te raconter ce qui s'est passé l'autre jour. . . .

Start your answer for either Q1 or Q2 here:



Archives & Heritage



Archives & Heritage

